


# *Broome County* **BUDGET**

*Recommended*  
**2016**



## Table of Contents

<u>Item</u>	<u>Page</u>	<u>Item</u>	<u>Page</u>
Budget and Appropriations Resolutions	A-1	Public Safety	
Broome County Administration	A-4	Sheriff (Elected Official)	156
Broome County Legislature	A-5	Emergency Services	171
Budget Message	A-7	Probation	189
Schedule 1 – Summary by Funds	A-9	Security Services/Public Works	198
Operating Budget		Stop-DWI	205
General Government		Health	
Legislature (Elected Official)	2	Health	214
Executive (Elected Official)	10	Mental Health	242
County Clerk (Elected Official)	15	Willow Point Nursing Facility	250
District Attorney (Elected Official)	29	Transportation	
Audit & Control	35	Aviation	286
Central Food & Nutrition Services–Internal Services	44	Highways/Public Works	294
Coroners	51	County Roads	294
Elections	55	Road Machinery	303
Office of Management & Budget	61	Public Transportation	308
Information Technology	68	Economic Assistance & Opportunity	
Law (County Attorney)	82	Aging, Office for (OFA)	318
Personnel	92	Social Services (DSS)	324
Public Defender	100	Veterans’ Services	360
Public Works	106	Home & Community Services	
Fleet Management – Internal Services	122	Office of Energy Development	368
Purchasing	128	Planning & Economic Development	371
Real Property Tax Service	134	Solid Waste Management	378
Risk & Insurance	141		
Risk Management – Internal Services	141		
Health Insurance – Internal Services	147		
Workers’ Compensation – Internal Services	150		

<u>Item</u>	<u>Page</u>
Culture & Recreation	
Veterans Memorial Arena	388
Forum (Performing Arts Theater)	394
En-Joie Golf Course	399
Parks & Recreation	405
Library	420
Unallocated Items	
Special Objects of Expense/Contract Agencies	430
Debt Service (General Fund only)	436
Interfund Transfers (General Fund only)	439
Capital Budget	
Capital Budget	442
Summary of Debt	452
History of Debt Service	453
Serial Bonds	454
BANS	479
Statement of Authorized and Unborrowed Debt	483
Authorized Capital Projects	486
Debt Statement Summary	492
Community College Debt Liability & Payment History	493
Supplementary Information	
Personnel Changes	504
Personnel Summary	507
Financial Summaries	510
Historical Tax Levy/Rate	519
Property Tax Levy by Municipality	521
Property Tax Exemption Summary	523

<u>Item</u>	<u>Page</u>
County Fees	
Arena	526
Forum	527
Parks	528
En-Joie Golf	529
Tax Collection	530
County Clerk	531
Motor Vehicles	533
Health Department	534
Landfill Tip Fee	536
Office For Aging	537
Planning (Mapping & Data)	538
Sheriff	542
Weights & Measures	543
Miscellaneous	544
Greater Binghamton Airport	
Willow Point Nursing Home	
Dog Shelter	
Taxicab Fees	
Civil Service Exams	
Legislature	
Real Property	
911 Emergency Services	
Public Transportation	
Public Defender	
Library	

RESOLUTION APPROVING THE 2016-2021 CAPITAL IMPROVEMENT PROGRAM

RESOLVED, that the 2016 Capital Budget and the 2016-2021 Capital Improvement Program as accompanying the tentative budget for 2016, and as corrected and amended, is hereby approved and adopted as the 2016 Capital Budget and the 2016-2021 Capital Improvement Program for the County of Broome, and be it

FURTHER RESOLVED, that the Director of the Office of Management and Budget be and hereby is authorized, empowered, and directed to correct any modifications, changes, additions, and/or typographical errors not effecting the substance of the capital budget and capital program, and that the Director of the Office of Management and Budget is further directed, after making such corrections, to file the same with the Clerk of the County Legislature and to furnish said Clerk with copies thereof for the members of the County Legislature.

COUNTY OF BROOME ) ss.:  
STATE OF NEW YORK )

I, the undersigned, Clerk of the Legislature of the County of Broome, DO HEREBY CERTIFY that the above is an original resolution of such Legislature duly adopted on the 5th day of November, 2015, by a majority of the members elected to the Legislature of said County at a regular meeting of said Legislature.

I FURTHER CERTIFY that at the time said resolution was adopted said Legislature was comprised of fifteen members.

IN WITNESS WHEREOF, I have hereunto set my hand and affixed the corporate seal of said Legislature this \_\_\_\_ day of \_\_\_\_\_, 2015.

Date sent to County Executive \_\_\_\_\_

Approved \_\_\_\_\_

County Executive

\_\_\_\_\_

Clerk, County Legislature

County of Broome

Date \_\_\_\_\_, 20\_\_\_\_.

RESOLUTION MAKING APPROPRIATIONS FOR THE CONDUCT OF THE BROOME COUNTY GOVERNMENT FOR FISCAL YEAR 2016

WHEREAS, this County Legislature, by an accompanying Resolution xxx of 2015, has adopted a budget for fiscal year 2016, now, therefore be it

RESOLVED, that the several amounts specified in such budget under the various categories and the various objects of expense in the 2016 tentative budget under the recommended column, unless a specific change or correction has been made in the same, in which case such change or corrected figure shall apply, shall be the amount appropriated for such items, effective January 1, 2016, and be it

FURTHER RESOLVED, that the fee schedules changing, deleting or establishing certain fees for the purpose of offsetting operating expenses be adopted, and be it

FURTHER RESOLVED, that the Director of the Office of Management and Budget is hereby authorized, empowered and directed to correct any modifications, changes, additions and/or typographical errors not effecting the substance of the budget, and that the Director of the Office of Management and Budget is further directed, after making such corrections, to file same with the Clerk of the County Legislature and to furnish said Clerk with sufficient copies thereof for the members of the County Legislature.

COUNTY OF BROOME ) ss.:  
STATE OF NEW YORK )

I, the undersigned, Clerk of the Legislature of the County of Broome, DO HEREBY CERTIFY that the above is an original resolution of such Legislature duly adopted on the 5th day of November, 2015, by a majority of the members elected to the Legislature of said County at a regular meeting of said Legislature.

I FURTHER CERTIFY that at the time said resolution was adopted said Legislature was comprised of fifteen members.

IN WITNESS WHEREOF, I have hereunto set my hand and affixed the corporate seal of said Legislature this \_\_\_\_ day of \_\_\_\_\_, 2015.

Date sent to County Executive \_\_\_\_\_

Approved \_\_\_\_\_

County Executive

\_\_\_\_\_

Clerk, County Legislature

County of Broome

Date \_\_\_\_\_, 20\_\_\_\_.

RESOLUTION ADOPTING THE BROOME COUNTY BUDGET FOR FISCAL YEAR 2016

RESOLVED, that the tentative budget of the County of Broome, including the County's 2016 Capital Budget, as corrected and amended to \$ xxx,xxx,xxx be and is hereby adopted as the budget for the County of Broome, for the year commencing January 1, 2016 and ending December 31, 2016, and be it

FURTHER RESOLVED, that the Director of the Office of Management and Budget is hereby authorized, empowered, and directed to correct any modifications, changes, additions and/or typographical errors not effecting the substance of the budget and that the Director of the Office of Management and Budget is further directed, after making such corrections, to file same with the Clerk of the County Legislature and to furnish said Clerk with sufficient copies thereof for the members of the County Legislature.

COUNTY OF BROOME ) ss.:  
STATE OF NEW YORK )

I, the undersigned, Clerk of the Legislature of the County of Broome, DO HEREBY CERTIFY that the above is an original resolution of such Legislature duly adopted on the 5th day of November, 2015, by a majority of the members elected to the Legislature of said County at a regular meeting of said Legislature.

I FURTHER CERTIFY that at the time said resolution was adopted said Legislature was comprised of fifteen members.

IN WITNESS WHEREOF, I have hereunto set my hand and affixed the corporate seal of said Legislature this \_\_\_\_ day of \_\_\_\_\_, 2015.

Date sent to County Executive \_\_\_\_\_

Approved \_\_\_\_\_

County Executive

\_\_\_\_\_

Clerk, County Legislature

County of Broome

Date \_\_\_\_\_, 20\_\_\_\_.

## 2015 Broome County Administration

County Executive's Office

Debra A. Preston	County Executive
John M. Bernardo	Deputy County Executive
Gabriel Osterhout	Communications Assistant
Karen Veruto	Executive Assistant
Leighton A. Rogers	Constituent Services/Administrative Assistant
Umberto A. Putrino	Constituent Services/Administrative Assistant
Carolyn M. Penna	Administrative Assistant

Office of Management & Budget

Marie F. Kalka	Director, Office of Management & Budget
Jennifer L. Lindsay	Deputy Director, Accounting
Jerome Z. Knebel	Deputy Director, Budget

Elected and Appointed Officials

Jerry F. Marinich	Chairman, Legislature
Richard R. Blythe	County Clerk
Gerald F. Mollen	District Attorney
David E. Harder	Sheriff
Aaron M. Martin	Clerk, Legislature
Alex J. McLaughlin	Comptroller, Audit & Control
Robert N. Nielsen, Jr. Esq.	Commissioner, Elections
John L. Perticone, Esq.	Commissioner, Elections
John C. Prindle, MD	Coroner
Dr. Kevin Drumm	President, Broome Community College

Heads of County Departments

David W. Hickling	Commissioner, Aviation
Jamie Kelly	Director, Office for Aging
Barbara M. Travis	Program Coordinator, CASA
Michelle L. Haus	Director, Central Food
James Tripp	Director, Employment & Training
Raymond M. Serowik	Interim Director, Emergency Services
Claudia A. Edwards	Director, Health
Dennis O'Keefe	Director, Information Technology
Robert Behnke	County Attorney, Law
Lisa S. Wise	Director, Library
Thomas H. Behan	Personnel Officer
Frank Evangelisti	Director, Planning
Lorraine S. Wilmot	Director, Probation
Jay L. Wilber	Public Defender
Daniel A. Schofield	Commissioner, Public Works, Parks, Recreation & Youth Services
John A. Flynn	Director, Purchasing
David Hamlin	Director, Real Property Tax Services
Thomas Dellapenna	Risk Manager, Risk & Insurance
Arthur R. Johnson	Commissioner, Social Services & Mental Health
Gregory Kilmer	Commissioner, Public Transportation
Christopher H. Marion	Coordinator, BC STOP-DWI
Brian J. Vojtisek	Director, Veterans' Services
Kevin J. Carey	Administrator, Willow Point Nursing Home
Arthur Garrison	Director, Parks Recreation & Youth Services
Anthony Capozzi	Manager, Arena/Forum
James Dadamio	Director, Security

# Broome County Legislature

2015

## Elected Officials

### Legislative District

1	Stephen J. Flagg
2	Scott D. Baker
3	Kelly F. Wildoner
4	Kim A. Meyers
5	Daniel J. Reynolds
6	Greg W. Baldwin
7	Matthew J. Pasquale
8	Jason E. Shaw
9	Robert J. Keibel
10	Jerry F. Marinch
11	Ron Heebner
12	Michael P. Sopchak
13	Karl E. Bernhardsen
14	Jason T. Garnar
15	Mark R. Whalen

## Administrative Staff

Aaron M. Martin Clerk of the Legislature
Carol L. Hall Deputy Clerk
Robert J. O'Donnell Second Deputy Clerk
Christopher P. Dziedzic Legislative Assistant



**This page is intentionally left blank**

## Budget Message

A copy of the Budget Message can be  
obtained by contacting the  
Legislative Clerk at 778-2131

**This page is intentionally left blank**

Schedule  
Summary by Funds  
2012 - 2016

**SCHEDULE 1**  
**2016 Recommended Budget**

	Appropriation	Revenue	Fund Balance	Property Tax Support
<b>General Fund</b>				
GENERAL	\$ 115,545,934	\$ 117,611,700		\$ (2,065,766)
SOCIAL SERVICES	\$ 116,788,962	\$ 56,071,093		\$ 60,717,869
<b>Enterprise Funds</b>				
AVIATION	\$ 4,010,476	\$ 3,714,440		\$ 296,036
PUBLIC TRANSPORTATION	\$ 12,095,250	\$ 10,594,043		\$ 1,501,207
SOLID WASTE MANAGEMENT	\$ 10,212,894	\$ 10,187,954	\$ 24,940	\$ -
WILLOW POINT NURSING HOME	\$ 29,904,762	\$ 29,904,762	\$ -	\$ -
<b>Internal Services Funds</b>				
CENTRAL FOOD & NUTRITION	\$ 4,546,992	\$ 4,546,992	\$ -	\$ -
FLEET MANAGEMENT	\$ 1,403,503	\$ 1,203,054	\$ 200,449	\$ -
HEALTH INSURANCE	\$ 49,319,729	\$ 46,578,894	\$ 2,740,835	\$ -
RISK MANAGEMENT	\$ 2,131,655	\$ 2,131,655	\$ -	\$ -
WORKERS' COMPENSATION	\$ 3,739,857	\$ 3,739,857	\$ -	\$ -
<b>Special Revenue Funds</b>				
COUNTY LIBRARY	\$ 1,997,090	\$ 843,529		\$ 1,153,561
ROAD MACHINERY	\$ 2,753,359	\$ 87,766		\$ 2,665,593
COUNTY ROAD	\$ 10,344,970	\$ 3,575,252		\$ 6,769,718
VETERANS' ARENA	\$ 1,627,104	\$ 966,523		\$ 660,581
GOLF	\$ 943,765	\$ 950,945	\$ (7,180)	\$ -
<b>TOTALS</b>	<b>\$ 367,366,302</b>	<b>\$ 292,708,459</b>	<b>\$ 2,959,044</b>	<b>\$ 71,698,799</b>
Reserve Uncollected Taxes				\$ 700,000
Total Tax Levy				\$ 72,398,799
2015 Totals	\$ 365,707,967	\$ 287,213,703	\$ 8,361,150	\$ 70,833,114
Difference	\$ 1,658,335	\$ 5,494,756	\$ (5,402,106)	\$ 1,565,685
Percentage Diff	0.45%	1.91%	-64.61%	2.21%
	2015	2016	Difference	% Difference
Full Values	\$ 9,527,423,490	\$ 9,763,422,443	\$ 235,998,953	2.477%
Taxable Values	\$ 5,639,939,495	\$ 5,654,778,512	\$ 14,839,017	0.263%
Full Value Tax Rate	\$7.43	<b>\$7.42</b>	(\$0.02)	<b>-0.260%</b>
Taxable Value Tax Rate	\$12.56	<b>\$12.80</b>	\$0.24	<b>1.942%</b>

**SCHEDULE 1**  
**2015 Adopted Budget**

	Appropriation	Revenue	Fund Balance	Property Tax Support
<b>General Fund</b>				
GENERAL	\$ 113,143,553	\$ 114,813,519	\$ 4,928,191	\$ (6,598,157)
SOCIAL SERVICES	\$ 118,148,775	\$ 54,777,625		\$ 63,371,150
<b>Enterprise Funds</b>				
AVIATION	\$ 4,177,563	\$ 3,927,988		\$ 249,575
PUBLIC TRANSPORTATION	\$ 12,689,001	\$ 10,746,809		\$ 1,942,192
SOLID WASTE MANAGEMENT	\$ 9,921,006	\$ 9,641,359	\$ 279,647	\$ -
WILLOW POINT NURSING HOME	\$ 29,385,948	\$ 29,385,948		\$ -
<b>Internal Services Funds</b>				
CENTRAL FOOD & NUTRITION	\$ 4,316,141	\$ 4,542,339	\$ (226,198)	\$ -
FLEET MANAGEMENT	\$ 1,380,653	\$ 1,284,750	\$ 95,903	\$ -
HEALTH INSURANCE	\$ 49,590,607	\$ 46,404,082	\$ 3,186,525	\$ -
RISK MANAGEMENT	\$ 2,121,261	\$ 2,121,261		\$ -
WORKERS' COMPENSATION	\$ 3,737,422	\$ 3,737,422		\$ -
<b>Special Revenue Funds</b>				
COUNTY LIBRARY	\$ 1,996,263	\$ 811,974		\$ 1,184,289
ROAD MACHINERY	\$ 2,663,271	\$ 142,986		\$ 2,520,285
COUNTY ROAD	\$ 9,805,439	\$ 3,061,411	\$ 100,000	\$ 6,644,028
VETERANS' ARENA	\$ 1,679,036	\$ 859,284		\$ 819,752
GOLF	\$ 952,028	\$ 954,946	\$ (2,918)	\$ -
<b>TOTALS</b>	<b>\$ 365,707,967</b>	<b>\$ 287,213,703</b>	<b>\$ 8,361,150</b>	<b>\$ 70,133,114</b>
Reserve Uncollected Taxes				\$ 700,000
<b>Total Tax Levy</b>				<b>\$ 70,833,114</b>
2014 Totals	\$ 376,066,612	\$ 300,822,646	\$ 6,833,743	\$ 69,110,223
Difference	\$ (10,358,645)	\$ (13,608,943)	\$ 1,527,407	\$ 1,722,891
Percentage Diff	-2.75%	-4.52%	22.35%	2.49%

	2014	2015	Difference	% Difference
Full Values	\$ 9,386,690,111	\$ 9,527,423,490	\$ 140,733,379	1.499%
Taxable Values	\$ 5,581,341,663	\$ 5,639,939,495	\$ 58,597,832	1.050%
Full Value Tax Rate	\$7.36	<b>\$7.43</b>	\$0.07	<b>0.979%</b>
Taxable Value Tax Rate	\$12.38	<b>\$12.56</b>	\$0.18	<b>1.428%</b>

**SCHEDULE 1**  
2014 Adopted Budget

	Appropriation	Revenue	Fund Balance	Property Tax Support
<b>General Fund</b>				
GENERAL	\$ 116,736,531	\$ 124,154,779	\$ 2,111,808	\$ (9,530,056)
SOCIAL SERVICES	\$ 122,607,819	\$ 56,906,058		\$ 65,701,761
<b>Enterprise Funds</b>				
AVIATION	\$ 4,211,592	\$ 3,883,205		\$ 328,387
PUBLIC TRANSPORTATION	\$ 12,573,301	\$ 11,070,622		\$ 1,502,679
SOLID WASTE MANAGEMENT	\$ 9,994,165	\$ 9,640,546	\$ 353,619	\$ -
WILLOW POINT NURSING HOME	\$ 30,218,439	\$ 30,218,439		\$ -
<b>Internal Services Funds</b>				
CENTRAL FOOD & NUTRITION	\$ 4,786,221	\$ 4,941,173	\$ (154,952)	\$ -
FLEET MANAGEMENT	\$ 1,331,497	\$ 1,332,844	\$ (1,347)	\$ -
HEALTH INSURANCE	\$ 50,229,732	\$ 47,655,117	\$ 2,574,615	\$ -
RISK MANAGEMENT	\$ 2,116,938	\$ 2,116,938		\$ -
WORKERS' COMPENSATION	\$ 3,726,083	\$ 3,726,083		\$ -
<b>Special Revenue Funds</b>				
COUNTY LIBRARY	\$ 2,149,760	\$ 808,583	\$ 150,000	\$ 1,191,177
ROAD MACHINERY	\$ 2,566,302	\$ 37,101	\$ 300,000	\$ 2,229,201
COUNTY ROAD	\$ 10,275,826	\$ 2,732,037	\$ 1,500,000	\$ 6,043,789
VETERANS' ARENA	\$ 1,597,887	\$ 654,602		\$ 943,285
GOLF	\$ 944,519	\$ 944,519		\$ -
<b>TOTALS</b>	<b>\$ 376,066,612</b>	<b>\$ 300,822,646</b>	<b>\$ 6,833,743</b>	<b>\$ 68,410,223</b>
Reserve Uncollected Taxes				\$ 700,000
Total Tax Levy				\$ 69,110,223
2013 Totals	\$ 365,838,674	\$ 292,871,018	\$ 5,783,336	\$ 67,906,109
Difference	\$ 10,227,938	\$ 7,951,628	\$ 1,050,407	\$ 1,204,114
Percentage Diff	2.80%	2.72%	18.16%	1.77%

	2013	2014	Difference	% Difference
Full Values	\$ 9,374,314,876	\$ 9,386,690,111	\$ 12,375,235	0.132%
Taxable Values	\$ 5,549,707,486	\$ 5,581,341,663	\$ 31,634,177	0.570%
Full Value Tax Rate	\$7.24	<b>\$7.36</b>	\$0.12	<b>1.639%</b>
Taxable Value Tax Rate	\$12.24	<b>\$12.38</b>	\$0.15	<b>1.196%</b>

**SCHEDULE 1**  
2013 Adopted Budget

<b>General Fund</b>								
GENERAL	\$	113,137,357	\$	121,402,815	\$	2,431,808	\$	(10,697,266)
SOCIAL SERVICES	\$	121,506,404	\$	56,662,718			\$	64,843,686
<b>Enterprise Funds</b>								
AVIATION	\$	4,102,121	\$	4,102,121			\$	-
PUBLIC TRANSPORTATION	\$	12,246,410	\$	10,886,411			\$	1,359,999
SOLID WASTE MANAGEMENT	\$	9,085,796	\$	9,024,731	\$	61,065	\$	-
WILLOW POINT NURSING HOME	\$	29,806,831	\$	29,836,839	\$	(30,008)	\$	-
<b>Internal Services Funds</b>								
CENTRAL FOOD & NUTRITION	\$	4,748,902	\$	4,942,087	\$	(193,185)	\$	-
FLEET MANAGEMENT	\$	1,301,836	\$	1,374,453	\$	(72,617)	\$	-
HEALTH INSURANCE	\$	47,219,928	\$	43,633,655	\$	3,586,273	\$	-
RISK MANAGEMENT	\$	2,354,572	\$	2,354,572			\$	-
WORKERS' COMPENSATION	\$	3,651,488	\$	3,651,488			\$	-
<b>Special Revenue Funds</b>								
COUNTY LIBRARY	\$	2,214,723	\$	940,190			\$	1,274,533
ROAD MACHINERY	\$	2,363,020	\$	36,051			\$	2,326,969
COUNTY ROAD	\$	9,671,675	\$	2,401,766			\$	7,269,909
VETERANS' ARENA	\$	1,482,881	\$	654,602			\$	828,279
GOLF	\$	944,730	\$	966,519	\$	(21,789)	\$	-
<b>TOTALS</b>	\$	<b>365,838,674</b>	\$	<b>292,871,018</b>	\$	<b>5,783,336</b>	\$	<b>67,206,109</b>
Reserve Uncollected Taxes							\$	700,000
Total Tax Levy							\$	67,906,109
2012 Totals	\$	359,551,676	\$	288,148,544	\$	4,223,118	\$	67,906,109
Difference	\$	6,286,998	\$	4,722,474	\$	1,560,218	\$	-
Percentage Diff		1.75%		1.64%		36.94%		0.00%

	2012	2013	Difference	% Difference
Full Values	\$ 9,732,723,098	\$ 9,393,521,088	\$ (339,202,010)	-3.485%
Taxable Values	\$ 5,511,599,459	\$ 5,583,567,142	\$ 71,967,683	1.306%
Full Value Tax Rate	\$6.98	<b>\$7.23</b>	\$0.25	<b>3.611%</b>
Taxable Value Tax Rate	\$12.32	<b>\$12.16</b>	(\$0.16)	<b>-1.289%</b>



**SCHEDULE 1**  
**2012 Adopted Budget**

	Appropriation	Revenue	Fund Balance	Property Tax Support
<b>General Fund</b>				
GENERAL	\$ 111,651,650	\$ 121,870,926	\$ -	\$ (10,219,276)
SOCIAL SERVICES	\$ 120,632,875	\$ 55,448,204	\$ -	\$ 65,184,671
<b>Enterprise Funds</b>				
AVIATION	\$ 4,087,322	\$ 4,011,347	\$ 75,975	\$ -
PUBLIC TRANSPORTATION	\$ 11,319,822	\$ 10,253,709	\$ -	\$ 1,066,113
SOLID WASTE MANAGEMENT	\$ 9,414,859	\$ 8,546,985	\$ 867,874	\$ -
WILLOW POINT NURSING HOME	\$ 29,479,256	\$ 29,497,368	\$ (18,112)	\$ -
<b>Internal Services Funds</b>				
CENTRAL FOOD & NUTRITION	\$ 4,525,114	\$ 4,725,778	\$ (200,664)	\$ -
FLEET MANAGEMENT	\$ 1,221,062	\$ 891,331	\$ 329,731	\$ -
HEALTH INSURANCE	\$ 44,920,873	\$ 41,952,559	\$ 2,968,314	\$ -
RISK MANAGEMENT	\$ 2,425,080	\$ 2,425,080	\$ -	\$ -
WORKERS' COMPENSATION	\$ 3,552,253	\$ 3,552,253	\$ -	\$ -
<b>Special Revenue Funds</b>				
COUNTY LIBRARY	\$ 2,342,660	\$ 789,811	\$ 200,000	\$ 1,352,849
ROAD MACHINERY	\$ 2,269,949	\$ 37,351		\$ 2,232,598
COUNTY ROAD	\$ 9,292,074	\$ 2,406,071		\$ 6,886,003
VETERANS' ARENA	\$ 1,481,303	\$ 778,152		\$ 703,151
GOLF	\$ 935,524	\$ 961,619	\$ (26,095)	\$ -
<b>TOTALS</b>	<b>\$ 359,551,676</b>	<b>\$ 288,148,544</b>	<b>\$ 4,223,118</b>	<b>\$ 67,206,109</b>
Reserve Uncollected Taxes				\$ 700,000
Total Tax Levy				\$ 67,906,109
2011 Totals	\$ 354,178,111	\$ 284,787,816	\$ 2,245,623	\$ 67,918,995
Difference	\$ 5,373,565	\$ 3,360,728	\$ 1,977,495	\$ (12,886)
Percentage Diff	1.52%	1.18%	88.06%	-0.02%

	2011	2012	Difference	% Difference
Full Values	\$ 10,001,025,665	\$ 9,732,814,438	\$ (268,211,227)	-2.682%
Taxable Values	\$ 5,485,197,941	\$ 5,511,690,799	\$ 26,492,858	0.483%
Full Value Tax Rate	\$6.79	<b>\$6.98</b>	\$0.19	<b>2.736%</b>
Taxable Value Tax Rate	\$12.38	<b>\$12.32</b>	(\$0.06)	<b>-0.500%</b>



## General Government

<u>Department/Division</u>	<u>Page</u>	<u>Department/Division</u>	<u>Page</u>
Legislative Board		Information Technology	
Clerk of the Legislature	2	Information Services	68
Legislature	7	Communication Services	75
		Telecommunications Services	79
Executive		Law	
Executive	10	Law	82
County Clerk		Law—DSS Legal Unit	87
Records	15	Personnel	92
Motor Vehicles	21		
Records Management	25	Public Defender	100
District Attorney	29	Public Works	
Audit & Control		Administration	106
Audit & Control	35	Buildings & Grounds	111
Weights & Measures	40	Engineering	116
Central Foods and Nutrition Services	44	Fleet Management	122
Coroners	51	Purchasing	128
Elections	55	Real Property Tax Services	134
Office of Mgmt. & Budget	61	Risk & Insurance	
		Risk Management	141
		Health Insurance	147
		Workers Compensation	150

# Legislature

Legislators (15)  
(Elected)

Chairman  
Board of Acquisition & Contract  
Capital Program Advisory Committee

**Legislative Board**

Committees

- County Administration
- Economic Development, Education & Culture
- Finance
- Health & Human Services
- Personnel
- Public Safety and Emergency Services
- Public Works & Transportation

Research Support

**Clerk of the Legislature**

Legislative Support

- Local Laws and Resolutions
- Legislative Minutes
- Committee Minutes
- Journal of Proceedings
- Records Management
- Clerical / Secretarial Support Administration
- Ethics Disclosure Processing
- Freedom of Information Law (FOIL)

**Legislature  
Legislative Clerk**

**Mission Statement**

The Clerk of the Legislature supervises and coordinates daily activities of the office of the Legislature.

**Description**

This office drafts and distributes all legislation to appropriate committees; processes, certifies, and disseminates all legislation; provides minutes of all Legislative Sessions and all committee meetings; prepares and files the required documentation on all approved local laws with the Secretary of State; and provides clerical/secretarial support to the individual Legislators. Prepares, maintains, and distributes the Directory of Federal, State, County, and Municipal Officials and a desk blotter-style quick directory.

The Clerk also serves as the Records Access Officer for Broome County Government, processing Freedom of Information Requests on a continual basis.

Maintains and distributes updates to the County's Charter and Administrative Code.

Provides support to the Agricultural and Farmland Protection Board.

Serves as support staff to the Board of Ethics by maintaining, distributing, collecting and submitting for review by the Board, the annual Financial Disclosure Statement, which nearly 200 County officials are required to complete.

**2016 Objectives**

- Continue to improve the paperless process by which resolution requests are submitted.
- Continue to improve the paperless process for the distribution of resolution and agendas to County personnel.
- Continue to make the business of the Legislature accessible to the public through the use of the County website and social media.
- Continue to make accessing public records as easy as possible for the public using a well designed paper form and an on-line submission form.
- Enhance the capabilities of the office and the Legislative Assistant through the use of student interns.
- Continue highlighting the community through initiatives such as the Veterans of Distinction program, the Agricultural Celebration and the Community Art Series.

**2016 Budget Highlights**

- In the 2016 budget, this office has restricted expenses wherever possible.

Legislature (12010001)  
Clerk

<u>Title of Position</u>	<u>Grade/Unit</u>	2014 <u>Actuals</u>	As of 7/7/2015 Current <u>Authorized</u>	2016 <u>Requested</u>	2016 <u>Recommended</u>
<u>Full-Time Positions</u>					
Clerk of the County Legislature	E Admin	1	1	1	1
Deputy Clerk of the County Legislature(40)	18 Admin	1	1	1	1
Second Deputy Clerk of the County Legislature(40)	14 Admin	1	1	1	1
	Total Full-Time Positions	3	3	3	3
<u>Part-Time Positions</u>					
None					
	Total Part-Time Positions	0	0	0	0
Total Positions		3	3	3	3

BROOME COUNTY GOVERNMENT  
 REVENUE AND APPROPRIATION SUMMARY  
 BY DEPARTMENT AND DIVISION

FUND: 1010 General Operating  
 DEPT: 12000000 Legislative  
 DIV: 01 Legislative-Clerk

Account	2014 Actuals	2015 Budget	2015 YTD Actuals As of 08/26/15	2016 Budget Requested	2016 Budget Recommended
12000000 Legislative					
0000006 Sale of Prop and Comp for Loss					
5000512 MINOR SALES OTHER	1,199	1,800	282	1,000	1,000
0000006 Sale of Prop and Comp for Loss Totals	1,199	1,800	282	1,000	1,000
Rev Total for Div: 1201	1,199	1,800	282	1,000	1,000
0000010 Personnel Service					
6001000 SALARIES FULL-TIME	159,389	160,551	99,932	165,152	165,152
6001002 SALARIES TEMPORARY	713	0	0	0	0
0000010 Personnel Service Totals	160,102	160,551	99,932	165,152	165,152
0000040 Contractual Expenditures					
6004010 BOOKS AND SUBSCRIPTIONS	311	315	311	315	315
6004012 OFFICE SUPPLIES	1,495	1,000	790	2,000	2,000
6004056 COMPUTER EQUIPMENT(NON CAPITAL	2,106	1,000	0	0	0
6004100 POSTAGE AND FREIGHT	0	50	0	50	50
6004105 DUES AND MEMBERSHIPS	150	150	150	150	150
6004106 GENERAL OFFICE EXPENSES	1,338	1,318	251	1,500	1,500
6004131 PHOTOGRAPHIC EXPENSES	0	225	218	0	0
6004137 ADVERTISING AND PROMOTION EXPE	1,199	1,700	476	1,500	1,500
6004146 SUBCONTRACTED PROGRAM EXPENSE	1,100	0	0	0	0
6004162 EDUCATION AND TRAINING	255	400	430	700	700
6004196 COPYING MACHINE RENTALS	510	2,800	1,400	2,100	2,100
6004541 STENOGRAPHIC SERVICES	624	600	0	600	600
6004573 OTHER FEES FOR SERVICES	2,709	4,010	0	3,400	3,400
0000040 Contractual Expenditures Totals	11,797	13,568	4,026	12,315	12,315
0000041 Chargeback Expenses					
6004602 INSURANCE PREMIUM CHARGEBACK	163	165	83	150	150
0000041 Chargeback Expenses Totals	163	165	83	150	150

REPORT:BP033

BROOME COUNTY GOVERNMENT  
REVENUE AND APPROPRIATION SUMMARY  
BY DEPARTMENT AND DIVISION

FUND: 1010 General Operating  
DEPT: 12000000 Legislative  
DIV: 01 Legislative-Clerk

Account	2014 Actuals	2015 Budget	2015 YTD Actuals As of 08/26/15	2016 Budget Requested	2016 Budget Recommended
<b>0000060 Principal on Indebtedness</b>					
6006008 PRINCIPAL ON CAPITAL LEASE	1,114	0	0	0	0
<b>0000060 Principal on Indebtedness Totals</b>	<b>1,114</b>	<b>0</b>	<b>0</b>	<b>0</b>	<b>0</b>
<b>0000070 Interest on Indebtedness</b>					
6007005 INTEREST ON CAPITAL LEASE	476	0	0	0	0
<b>0000070 Interest on Indebtedness Totals</b>	<b>476</b>	<b>0</b>	<b>0</b>	<b>0</b>	<b>0</b>
<b>0000080 Employee Benefits</b>					
6008001 STATE RETIREMENT	24,934	32,592	17,988	31,048	31,048
6008002 SOCIAL SECURITY	11,876	12,282	7,394	12,634	12,634
6008004 WORKERS COMPENSATION	561	515	258	531	531
6008006 LIFE INSURANCE	45	45	30	45	45
6008007 HEALTH INSURANCE	22,093	23,359	13,762	21,461	21,461
6008009 RETIREE HEALTH INSURANCE	22,035	23,964	7,716	15,433	15,433
<b>0000080 Employee Benefits Totals</b>	<b>81,544</b>	<b>92,757</b>	<b>47,148</b>	<b>81,152</b>	<b>81,152</b>
<b>Exp Total for Div: 1201</b>	<b>255,196</b>	<b>267,041</b>	<b>151,189</b>	<b>258,769</b>	<b>258,769</b>
<b>Total for Div: 12000000</b>	<b>-253,997</b>	<b>-265,241</b>	<b>-150,907</b>	<b>-257,769</b>	<b>-257,769</b>



## **Legislature Legislature**

### **Mission Statement**

The Broome County Legislature is the policy-making body and taxing authority of Broome County Government. The Legislature is comprised of 15 elected Legislators each representing a District. Through its power to legislate and approve appropriations, the County Legislature shapes the direction of Broome County Government. The Broome County Charter further defines the duties and powers of the Legislature.

### **Description**

The County Legislature is responsible for the adoption of all local legislation and the levy of property taxes in order to fund County governmental operations. Other specific powers include the power to make appropriations, incur indebtedness, and adopt an annual budget; to create, alter, combine or abolish positions (job titles) except those units headed by elected officials; to confirm appointments by the County Executive; to adopt the equalization rates for the City of Binghamton and the 16 towns within the County; and to award all contracts for professional services exceeding \$15,000.

The Chair of the Legislature presides at meetings of the County Legislature and appoints all standing and ad hoc committees. The Chair is an ex-officio member of every committee. Additionally, the Chair is a member of the Board of Acquisition and Contract (BAC) and several Advisory Boards pursuant to the provisions of the Broome County Charter.

The Chair of the Finance Committee, the Chair of the Public Works & Transportation Committee and the Chair of the Legislature are all members of the Capital Projects Advisory Committee.

The Legislative Assistant provides research and support to the Chair, the Committees, and Legislators and facilitates activities and initiatives of the Legislature.

### **2016 Objectives**

- Carefully scrutinize all County spending with the specific goal of controlling property taxes.
- Work to create an atmosphere that will promote economic development within the County and region to enhance the County's tax base and employment opportunities.
- Review County Departments and services to determine where administration and other functions can be consolidated.
- Consider all possible opportunities for the most efficient delivery of services, including sharing of resources and services with municipalities.
- Work to improve the quality of life for residents of Broome County.

### **2016 Budget Highlights**

- In the 2016 budget the Legislature has restricted expenses wherever possible.

Legislature (12020001)  
Board

<u>Title of Position</u>	<u>Grade/Unit</u>	As of 7/7/2015			
		<u>2014 Actuals</u>	<u>Current Authorized</u>	<u>2016 Requested</u>	<u>2016 Recommended</u>
<u>Full-Time Positions</u>					
Legislative Assistant	22 Admin	1	1	1	1
Total Full-Time Positions		1	1	1	1
<u>Part-Time Positions</u>					
Chairman*/County Legislator	Elected	1	1	1	1
County Legislator	Elected	14	14	14	14
Total Part-Time Positions		15	15	15	15
Total Positions		16	16	16	16

\* Elected by peers

BROOME COUNTY GOVERNMENT  
 REVENUE AND APPROPRIATION SUMMARY  
 BY DEPARTMENT AND DIVISION

FUND: 1010 General Operating  
 DEPT: 12000000 Legislative  
 DIV: 02 Legislative-Legislature

Account	2014 Actuals	2015 Budget	2015 YTD Actuals As of 08/26/15	2016 Budget Requested	2016 Budget Recommended
<b>0000010 Personnel Service</b>					
6001000 SALARIES FULL-TIME	51,052	52,180	32,143	54,780	54,780
6001001 SALARIES PART-TIME	196,073	195,000	121,040	195,000	195,000
<b>0000010 Personnel Service Totals</b>	<b>247,125</b>	<b>247,180</b>	<b>153,183</b>	<b>249,780</b>	<b>249,780</b>
<b>0000040 Contractual Expenditures</b>					
6004161 TRAVEL HOTEL AND MEALS	0	600	0	475	475
6004162 EDUCATION AND TRAINING	385	410	360	375	375
<b>0000040 Contractual Expenditures Totals</b>	<b>385</b>	<b>1,010</b>	<b>360</b>	<b>850</b>	<b>850</b>
<b>0000041 Chargeback Expenses</b>					
6004602 INSURANCE PREMIUM CHARGEBACK	492	492	246	449	449
<b>0000041 Chargeback Expenses Totals</b>	<b>492</b>	<b>492</b>	<b>246</b>	<b>449</b>	<b>449</b>
<b>0000080 Employee Benefits</b>					
6008001 STATE RETIREMENT	23,495	29,694	15,929	27,649	27,649
6008002 SOCIAL SECURITY	17,285	18,906	10,786	19,109	19,109
6008004 WORKERS COMPENSATION	1,686	1,551	776	1,593	1,593
6008006 LIFE INSURANCE	240	240	150	240	240
6008007 HEALTH INSURANCE	49,681	50,362	30,880	48,683	48,683
6008009 RETIREE HEALTH INSURANCE	93,867	90,425	46,933	96,349	96,349
<b>0000080 Employee Benefits Totals</b>	<b>186,254</b>	<b>191,178</b>	<b>105,454</b>	<b>193,623</b>	<b>193,623</b>
<b>Exp Total for Div: 1202</b>	<b>434,256</b>	<b>439,860</b>	<b>259,243</b>	<b>444,702</b>	<b>444,702</b>
<b>Total for Div: 12000000</b>	<b>-434,256</b>	<b>-439,860</b>	<b>-259,243</b>	<b>-444,702</b>	<b>-444,702</b>
<b>Total for Dept: 12000000</b>	<b>-688,253</b>	<b>-705,101</b>	<b>-410,150</b>	<b>-702,471</b>	<b>-702,471</b>

# County Executive

County Executive

Deputy County Executive

Commissioner of Social Services  
& Mental Health

- Mental Health
- Willow Point Nursing Home
- Office for Aging
- Social Services  
CASA

- Central Foods
- Planning & Economic Development
- Emergency Services
- Employment & Training
- Energy Development
- Health
- Information Services
- Law
- Library
- Management & Budget
- Personnel
- Probation
- Public Defender
- Purchasing
- Real Property
- Risk & Insurance
- STOP DWI
- Veterans

Liaison To:

- Audit & Control
- Board of Elections
- County Clerk
- District Attorney
- The Agency
- Legislature
- Sheriff
- SUNY Broome

Commissioner  
of Public Works, Parks,  
Recreation & Youth Services

- Arena  
Forum
- Aviation
- Public Works  
Highway  
Parks, Recreation &  
Youth Services  
Security
- En-Joie Golf Course
- Fleet Management
- Solid Waste  
Management
- Transit

## County Executive

### Mission Statement

To efficiently and effectively manage the operations and budgets (operating, capital and grant) of all County departments, to provide residents with quality services creating a high quality of life in a cost effective manner.

### Description

The office and duties of the County Executive are established by Article III, Sections 301-312 of the Broome County Charter adopted November 1968. The County Executive is the Chief Executive Officer and Administrative head of Broome County government. The County Executive is an elected position serving a four-year term.

The County Executive oversees all County departments. She is also responsible for communicating information regarding County services, programs, activities and public policy to County employees, the general public, and local, state and federal elected officials.

The County Executive is responsible for implementing local laws and resolutions as defined in the Broome County Charter and Code. The County Executive supervises and directs the internal organization and administration of all department and other administrative units. In addition, the County Executive appoints members to various County Boards and Commissions.

### 2016 Objectives

- To work closely with all levels of government, internal departments and community partners to meet challenges posed by current economic conditions. The Executive's Office

will strive to maintain the quality services that residents deserve. All services will continue to be constantly evaluated to ensure they are provided in the most cost effective manner. The administration and department heads are tasked with doing more with less having as little impact to the public as possible.

- To enhance economic development, the Executive's Office will continue to contain property taxes by efficient operations within County Government. These efforts will include, but are not limited to:
  - Continuing enforcement of strict guidelines and accountability for spending by all County departments.
  - Continuing emphasis of increased efficiency of all departments improving performance and reducing expenses.
  - Monitoring all capital projects for completion and quality.
  - Ensuring current and planned projects fit within the current economic model and are sustainable in the near as well as foreseeable future
  - Continuing to create and promote strategies to make the Greater Binghamton Area a viable place for investment.

### 2016 Budget Highlights

- A Deputy County Executive position remains unfunded in the 2016 budget.

Executive (05000001)

<u>Title of Position</u>	<u>Grade/Unit</u>	As of			
		2014 <u>Actuals</u>	7/7/2015 <u>Current Authorized</u>	2016 <u>Requested</u>	2016 <u>Recommended</u>
<u>Full-Time Positions</u>					
County Executive	Elected	1	1	1	1
Deputy County Executive*	K Admin	2	2	2	2
Executive Asst. to the County Executive	22 Admin	2	2	2	2
Secretary to Deputy County Executive	14 Admin	1	1	1	1
Administrative Asst. to the County Executive	12 Admin	1	1	1	1
Total Full-Time Positions		7	7	7	7
<u>Part-Time Positions</u>					
None					
Total Part-Time Positions		0	0	0	0
Total Positions		7	7	7	7

\*One position unfunded since 2015

BROOME COUNTY GOVERNMENT  
 REVENUE AND APPROPRIATION SUMMARY BY DEPARTMENT

FUND: 1010 General Operating  
 DEPT: 05000000 County Executive

Account	2014 Actuals	2015 Budget	2015 YTD Actuals As of 08/26/15	2016 Budget Requested	2016 Budget Recommended
<b>0000002 Departmental Income</b>					
5000332 INDIRECT COSTS CHARGEBACK	1,738,667	1,885,954	0	1,697,513	1,697,513
5000333 OTHER DEPARTMENTAL CHARGEBACK	3,907	3,907	0	3,907	3,907
5000340 Int Gov'tl Charges - Excess Bu	1,391,780	0	0	0	0
<b>0000002 Departmental Income Total</b>	<b>3,134,354</b>	<b>1,889,861</b>	<b>0</b>	<b>1,701,420</b>	<b>1,701,420</b>
<b>Rev Totals for Dept: 05000000</b>	<b>3,134,354</b>	<b>1,889,861</b>	<b>0</b>	<b>1,701,420</b>	<b>1,701,420</b>
<b>0000010 Personnel Service</b>					
6001000 SALARIES FULL-TIME	378,668	370,733	217,415	350,243	350,243
6001002 SALARIES TEMPORARY	34,711	36,420	39,293	61,751	61,751
<b>0000010 Personnel Service Totals</b>	<b>413,379</b>	<b>407,153</b>	<b>256,708</b>	<b>411,994</b>	<b>411,994</b>
<b>0000040 Contractual Expenditures</b>					
6004010 BOOKS AND SUBSCRIPTIONS	699	372	315	420	420
6004012 OFFICE SUPPLIES	1,856	2,000	1,140	2,000	2,000
6004030 FOOD AND BEVERAGES	299	100	0	100	100
6004046 GAS OIL GREASE AND DIESEL FUEL	36	0	0	0	0
6004055 COMPUTER SOFTWARE AND SUPPLIES	0	500	0	500	500
6004100 POSTAGE AND FREIGHT	0	50	0	50	50
6004137 ADVERTISING AND PROMOTION EXPE	135	400	164	400	400
6004160 MILEAGE AND PARKING-LOCAL	0	0	156	0	0
6004161 TRAVEL HOTEL AND MEALS	1,860	2,000	491	2,000	2,000
6004162 EDUCATION AND TRAINING	0	400	190	400	400
6004196 COPYING MACHINE RENTALS	911	3,100	2,013	3,100	3,100
<b>0000040 Contractual Expenditures Totals</b>	<b>5,796</b>	<b>8,922</b>	<b>4,469</b>	<b>8,970</b>	<b>8,970</b>
<b>0000041 Chargeback Expenses</b>					
6004602 INSURANCE PREMIUM CHARGEBACK	389	387	194	352	352
<b>0000041 Chargeback Expenses Totals</b>	<b>389</b>	<b>387</b>	<b>194</b>	<b>352</b>	<b>352</b>

REPORT:BP032

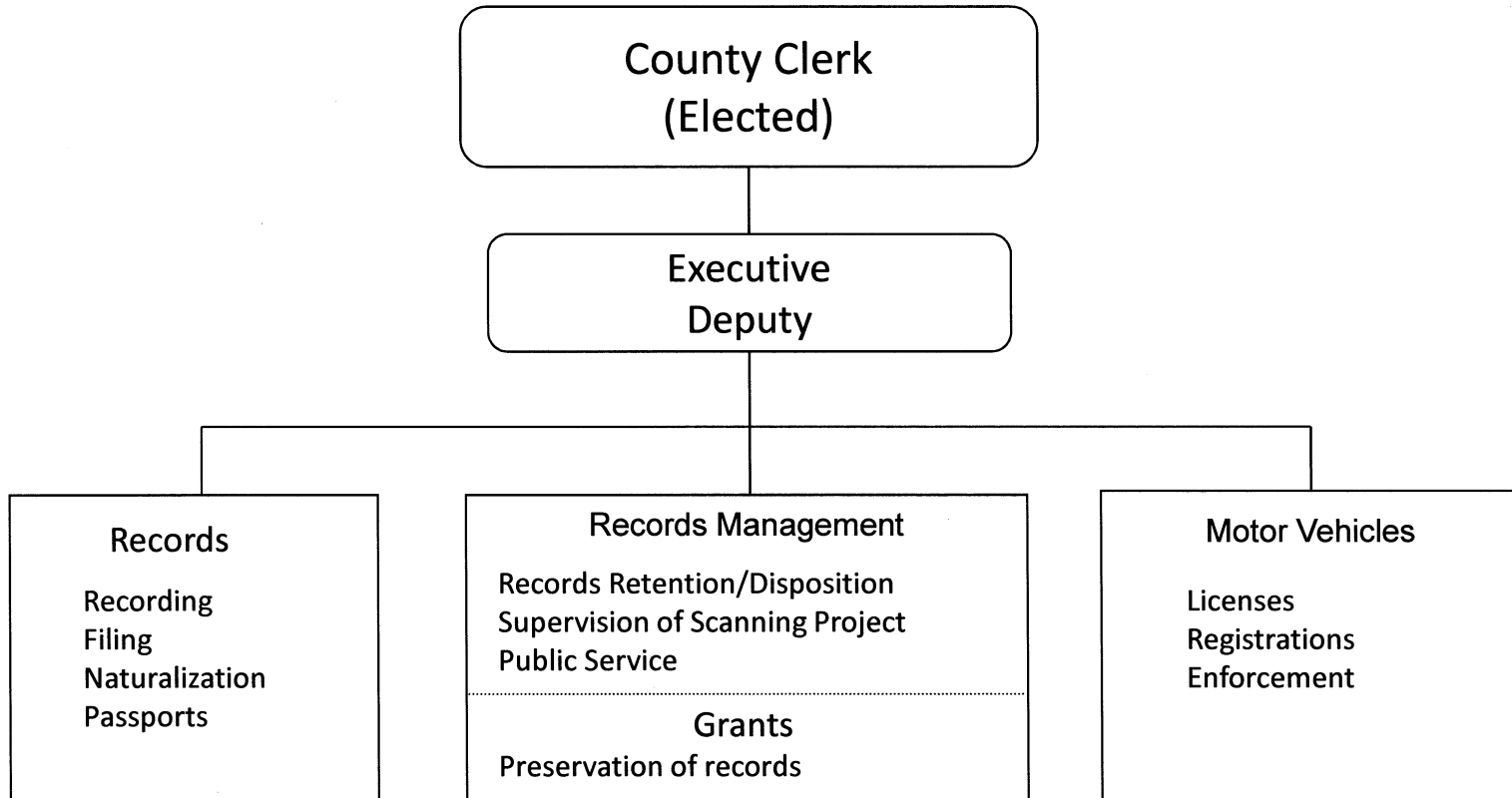
BROOME COUNTY GOVERNMENT  
REVENUE AND APPROPRIATION SUMMARY BY DEPARTMENT

FUND: 1010 General Operating  
DEPT: 05000000 County Executive

Account	2014 Actuals	2015 Budget	2015 YTD Actuals As of 08/26/15	2016 Budget Requested	2016 Budget Recommended
<b>0000060 Principal on Indebtedness</b>					
6006008 PRINCIPAL ON CAPITAL LEASE	1,415	0	0	0	0
<b>0000060 Principal on Indebtedness Totals</b>	<b>1,415</b>	<b>0</b>	<b>0</b>	<b>0</b>	<b>0</b>
<b>0000070 Interest on Indebtedness</b>					
6007005 INTEREST ON CAPITAL LEASE	697	0	0	0	0
<b>0000070 Interest on Indebtedness Totals</b>	<b>697</b>	<b>0</b>	<b>0</b>	<b>0</b>	<b>0</b>
<b>0000080 Employee Benefits</b>					
6008001 STATE RETIREMENT	56,127	70,204	38,295	63,285	63,285
6008002 SOCIAL SECURITY	30,159	31,147	18,593	31,231	31,231
6008004 WORKERS COMPENSATION	2,704	2,512	1,256	2,189	2,189
6008006 LIFE INSURANCE	110	105	72	105	105
6008007 HEALTH INSURANCE	63,752	76,713	43,006	71,512	71,512
6008009 RETIREE HEALTH INSURANCE	99,341	95,032	66,227	99,303	99,303
6008011 UNEMPLOYMENT INSURANCE	10,258	0	0	0	0
<b>0000080 Employee Benefits Totals</b>	<b>262,451</b>	<b>275,713</b>	<b>167,449</b>	<b>267,625</b>	<b>267,625</b>
<b>Exp Totals for Dept: 05000000</b>	<b>684,127</b>	<b>692,175</b>	<b>428,820</b>	<b>688,941</b>	<b>688,941</b>
<b>Total for Dept: 05000000</b>	<b>2,450,227</b>	<b>1,197,686</b>	<b>-428,820</b>	<b>1,012,479</b>	<b>1,012,479</b>



# County Clerk



## **COUNTY CLERK**

### **Records**

#### **Mission Statement**

The County Clerk's Office provides services for the efficient filing and recording of documents as required by the constitution and laws of New York State. Organizational mandates are frequently reviewed for relevance, revision or deletion as appropriate according to NYS statute.

The County Clerk's Office is a multi-service government agency and acts as an agent for federal, state and local government.

#### **Description**

The County Clerk is an elected position serving a four-year term. The Clerk is also the Chief Clerk of the Supreme Court and as such has the responsibility of filing both civil and criminal records. This office provides the necessary services for the efficient filing and recording of land record documents, lien filing, acceptance of passport applications and naturalization of citizens as required by the State of New York and the federal government and is only one of a few in New York State offering records for sale over the internet. The office also provides significant operating revenues for certain other County departments.

(Court Fines for STOP-DWI; Mortgage Tax for the OFFICE FOR AGING; and Transfer Tax for the VETERANS SERVICE AGENCY)

#### **2016 Objectives**

Our major objective is to continue the conversion to new, current and locally supported software. We will continue our program of scanning court records with the goal of making them available online within the same search program used for deeds & mortgages. We will continue to promote increased usage of the e-filing program for certain types of court actions and we will continue our implementation of e-recording for deeds and mortgages.

#### **2016 Budget Highlights**

- The office revenues will continue to exceed expenses.
- Transition to new software.
- The office will continue to work with the NYS Unified Court System to integrate our respective e-filing systems into a seamless unit.
- The office will fully implement e-recording of deeds and mortgages.
- Our office will continue to work with our Records Management division to reduce and eventually eliminate the filing of certain types of paper records as we move toward complete electronic data storage.
- Continue to provide accurate, efficient services to stakeholders (local governments, general public, legal/Courts, and other departments).
- Continue to promote the usage of the new bar-coded RP-5217 and work with the Real Property Tax Map Department to insure implementation.

County Clerk/Records (04010001)

<u>Title of Position</u>	<u>Grade/Unit</u>	<u>2014 Actuals</u>	<u>As of 7/7/2015 Current Authorized</u>	<u>2016 Requested</u>	<u>2016 Recommended</u>
<u>Full-Time Positions</u>					
County Clerk	Elected	1	1	1	1
Executive Deputy County Clerk	C Admin	1	1	1	1
Deputy County Clerk (40)	17 Admin	3	3	3	3
Secretary to the County Clerk (40)	14 Admin	1	1	1	1
Senior Index Clerk (40)	9 CSEA	2	2	2	2
Index Clerk (40)	8 CSEA	4	4	4	3
Total Full-Time Positions		12	12	12	11
<u>Part-Time Positions</u>					
Index Clerk		0	0	0	1
Total Part-Time Positions		0	0	0	1
Total Positions		12	12	12	12

REPORT:BP033

BROOME COUNTY GOVERNMENT  
REVENUE AND APPROPRIATION SUMMARY  
BY DEPARTMENT AND DIVISION

FUND: 1010 General Operating  
DEPT: 04000000 County Clerk  
DIV: 01 County Clerk- Records

Account	2014 Actuals	2015 Budget	2015 YTD Actuals As of 08/26/15	2016 Budget Requested	2016 Budget Recommended
04000000 County Clerk					
0000002 Departmental Income					
5000104 CLERK FEES	992,234	1,100,000	466,288	900,000	900,000
5000105 XEROX MACHINE	5,445	6,000	2,970	5,000	5,000
5000106 MORTGAGE TAX	405,249	410,642	236,317	392,763	392,763
5000220 REMOTE ACCESS CHARGE	78,933	65,000	45,632	70,000	70,000
5000426 MISCELLANEOUS	4,853	4,695	2,566	4,200	4,200
0000002 Departmental Income Totals	1,486,714	1,586,337	753,773	1,371,963	1,371,963
0000003 Use of Money					
5000451 INTEREST AND EARNINGS	138	125	100	140	140
0000003 Use of Money Totals	138	125	100	140	140
0000007 Misc Interfund Revenues					
5000530 REFUNDS OF PRIOR YEARS EXPENDI	45	0	0	0	0
0000007 Misc Interfund Revenues Totals	45	0	0	0	0
Rev Total for Div: 0401	1,486,897	1,586,462	753,873	1,372,103	1,372,103
0000010 Personnel Service					
6001000 SALARIES FULL-TIME	529,316	533,325	323,935	533,115	506,548
6001001 SALARIES PART-TIME	0	0	0	0	12,799
6001003 SALARIES OVERTIME	628	0	24	0	0
0000010 Personnel Service Totals	529,944	533,325	323,959	533,115	519,347
0000040 Contractual Expenditures					
6004010 BOOKS AND SUBSCRIPTIONS	226	150	276	260	260
6004012 OFFICE SUPPLIES	6,837	7,500	4,131	7,500	7,500
6004030 FOOD AND BEVERAGES	258	250	153	200	200
6004041 PHOTOGRAPHIC SUPPLIES	224	225	224	225	225
6004056 COMPUTER EQUIPMENT(NON CAPITAL	12,376	0	0	0	0
6004100 POSTAGE AND FREIGHT	604	657	47	645	645

BROOME COUNTY GOVERNMENT  
 REVENUE AND APPROPRIATION SUMMARY  
 BY DEPARTMENT AND DIVISION

FUND: 1010 General Operating  
 DEPT: 04000000 County Clerk  
 DIV: 01 County Clerk- Records

Account	2014 Actuals	2015 Budget	2015 YTD Actuals As of 08/26/15	2016 Budget Requested	2016 Budget Recommended
6004105 DUES AND MEMBERSHIPS	724	545	534	534	534
6004117 BUILDING AND GROUNDS EXPENSES	0	250	0	250	250
6004160 MILEAGE AND PARKING-LOCAL	61	100	308	100	100
6004161 TRAVEL HOTEL AND MEALS	544	700	985	950	950
6004192 SOFTWARE MAINTENANCE	45,880	61,959	19,525	0	0
6004193 HARDWARE MAINTENANCE	317	4,300	188	0	0
6004195 HARDWARE RENTAL	10,442	5,000	350	0	0
6004196 COPYING MACHINE RENTALS	636	3,972	2,414	3,972	3,972
<b>0000040 Contractual Expenditures Totals</b>	<b>79,129</b>	<b>85,608</b>	<b>29,135</b>	<b>14,636</b>	<b>14,636</b>
<b>0000041 Chargeback Expenses</b>					
6004602 INSURANCE PREMIUM CHARGEBACK	1,328	1,062	531	966	966
6004604 DPW SECURITY CHARGEBACKS	0	9,890	0	10,927	10,927
<b>0000041 Chargeback Expenses Totals</b>	<b>1,328</b>	<b>10,952</b>	<b>531</b>	<b>11,893</b>	<b>11,893</b>
<b>0000060 Principal on Indebtedness</b>					
6006008 PRINCIPAL ON CAPITAL LEASE	2,646	0	0	0	0
<b>0000060 Principal on Indebtedness Totals</b>	<b>2,646</b>	<b>0</b>	<b>0</b>	<b>0</b>	<b>0</b>
<b>0000070 Interest on Indebtedness</b>					
6007005 INTEREST ON CAPITAL LEASE	741	0	0	0	0
<b>0000070 Interest on Indebtedness Totals</b>	<b>741</b>	<b>0</b>	<b>0</b>	<b>0</b>	<b>0</b>
<b>0000080 Employee Benefits</b>					
6008001 STATE RETIREMENT	69,716	91,990	48,203	82,768	82,358
6008002 SOCIAL SECURITY	38,343	40,800	23,263	40,784	39,731
6008004 WORKERS COMPENSATION	3,386	16,803	2,275	19,657	19,657
6008006 LIFE INSURANCE	180	180	116	180	165
6008007 HEALTH INSURANCE	86,495	91,196	53,851	90,423	81,174
6008009 RETIREE HEALTH INSURANCE	132,143	120,699	86,754	127,347	127,347
6008010 DISABILITY INSURANCE	470	468	271	570	475
6008013 HEALTH INS - RETIRE INCENTIVE	6,379	0	0	0	0
<b>0000080 Employee Benefits Totals</b>	<b>337,112</b>	<b>362,136</b>	<b>214,733</b>	<b>361,729</b>	<b>350,907</b>

REPORT:BP033

BROOME COUNTY GOVERNMENT  
REVENUE AND APPROPRIATION SUMMARY  
BY DEPARTMENT AND DIVISION

FUND: 1010 General Operating  
DEPT: 04000000 County Clerk  
DIV: 01 County Clerk- Records

Account	2014 Actuals	2015 Budget	2015 YTD Actuals As of 08/26/15	2016 Budget Requested	2016 Budget Recommended
Exp Total for Div: 0401	950,900	992,021	568,358	921,373	896,783
Total for Div: 04000000	535,997	594,441	185,515	450,730	475,320

**COUNTY CLERK  
Motor Vehicles**

**Mission Statement**

The Broome County Department of Motor Vehicles is a multi-service agency committed to acting as a liaison in fulfilling the legal responsibilities of NYS Department of Motor Vehicles and the Federal government, while serving the residents of Broome County in a courteous and timely manner.

**Description**

For 2016, the Department of Motor Vehicles will serve the public at 2 main offices:

- (1) 81 Chenango Street, Binghamton
- (2) 124 Washington Avenue, Endicott

Our mobile offices in Whitney Point & Conklin will remain open.

These offices may be asked to process as many as 700 customers a day, occasionally more!

**2016 Objectives**

We will be utilizing our website and phone system more than in the past in order to educate the public and disseminate information concerning a variety of inquiries.

We continue to strive to serve the public in a courteous and timely manner. With regulations changing continually, we are always

working to keep staff up to date on state and federal regulations in order to provide consistent and accurate information to the public.

**2016 Budget Highlights**

- We will continue to educate the public with regard to the Enhanced Driver License/Non-Driver ID option.
- Staff will continue to rotate between offices to enhance coverage and consistency.
- Saturday service will be continued, as local demand remains strong.
- Competition from the NYS DMV via internet transactions will continue to erode our revenue stream unless a greater sharing of revenues occurs.
- The lease for the Endicott DMV expires December 31, 2015. We recommend renewing this for 2016. It is recommended that a long term plan for DMV locations in Broome County be undertaken during the first half of 2016.

## County Clerk/Motor Vehicles (04020001)

<u>Title of Position</u>	<u>Grade/Unit</u>	<u>2014 Actuals</u>	<u>As of 7/7/2015 Current Authorized</u>	<u>2016 Requested</u>	<u>2016 Recommended</u>
<u>Full-Time Positions</u>					
Principal Motor Vehicle Clerk (40)	11 CSEA	1	1	1	1
Senior Motor Vehicle Clerk (40)	9 CSEA	3	3	3	3
Motor Vehicle Clerk (40)	8 CSEA	9	9	8	8
Total Full-Time Positions		13	13	12	12
<u>Part-Time Positions</u>					
Motor Vehicle Clerk	8 CSEA	7	6	7	7
Total Part-Time Positions		7	6	7	7
Total Positions		20	19	19	19



BROOME COUNTY GOVERNMENT  
 REVENUE AND APPROPRIATION SUMMARY  
 BY DEPARTMENT AND DIVISION

FUND: 1010 General Operating  
 DEPT: 04000000 County Clerk  
 DIV: 02 County Clerk - Motor Vehicles

Account	2014 Actuals	2015 Budget	2015 YTD Actuals As of 08/26/15	2016 Budget Requested	2016 Budget Recommended
<b>0000002 Departmental Income</b>					
5000107 MOTOR VEHICLE	2,194,799	2,160,000	1,189,765	2,155,000	2,155,000
5000108 COLLECTION OF SALES TAX	14,927	15,500	8,615	15,000	15,000
<b>0000002 Departmental Income Totals</b>	<b>2,209,726</b>	<b>2,175,500</b>	<b>1,198,380</b>	<b>2,170,000</b>	<b>2,170,000</b>
<b>0000003 Use of Money</b>					
5000451 INTEREST AND EARNINGS	71	100	40	75	75
<b>0000003 Use of Money Totals</b>	<b>71</b>	<b>100</b>	<b>40</b>	<b>75</b>	<b>75</b>
<b>0000007 Misc Interfund Revenues</b>					
5000530 REFUNDS OF PRIOR YEARS EXPENDI	1,526	0	0	0	0
<b>0000007 Misc Interfund Revenues Totals</b>	<b>1,526</b>	<b>0</b>	<b>0</b>	<b>0</b>	<b>0</b>
<b>Rev Total for Div: 0402</b>	<b>2,211,323</b>	<b>2,175,600</b>	<b>1,198,420</b>	<b>2,170,075</b>	<b>2,170,075</b>
<b>0000010 Personnel Service</b>					
6001000 SALARIES FULL-TIME	444,796	460,910	278,156	430,650	430,650
6001001 SALARIES PART-TIME	100,981	87,103	53,889	102,002	102,002
6001003 SALARIES OVERTIME	6,354	11,221	4,085	7,761	7,761
<b>0000010 Personnel Service Totals</b>	<b>552,131</b>	<b>559,234</b>	<b>336,130</b>	<b>540,413</b>	<b>540,413</b>
<b>0000040 Contractual Expenditures</b>					
6004010 BOOKS AND SUBSCRIPTIONS	811	772	773	772	772
6004012 OFFICE SUPPLIES	93,568	5,500	1,677	7,100	7,100
6004021 BLDG MAINTENANCE SUPPLIES	0	250	0	250	250
6004022 FUEL AND HEATING SUPPLIES	2,016	3,500	1,685	3,000	3,000
6004023 BLDG AND GROUNDS SUPPLIES	0	700	0	700	700
6004100 POSTAGE AND FREIGHT	7	0	0	0	0
6004106 GENERAL OFFICE EXPENSES	577	972	0	0	0
6004111 BUILDING AND LAND RENTAL	51,912	51,767	39,731	51,660	51,660
6004113 WATER AND SEWAGE CHARGES	630	0	268	0	0

REPORT:BP033

BROOME COUNTY GOVERNMENT  
REVENUE AND APPROPRIATION SUMMARY  
BY DEPARTMENT AND DIVISION

FUND: 1010 General Operating  
DEPT: 04000000 County Clerk  
DIV: 02 County Clerk - Motor Vehicles

Account	2014 Actuals	2015 Budget	2015 YTD Actuals As of 08/26/15	2016 Budget Requested	2016 Budget Recommended
6004115 ELECTRIC CURRENT	8,940	6,500	3,291	6,000	6,000
6004117 BUILDING AND GROUNDS EXPENSES	2,207	698	484	573	573
6004160 MILEAGE AND PARKING-LOCAL	137	250	101	250	250
6004196 COPYING MACHINE RENTALS	165	0	577	972	972
<b>0000040 Contractual Expenditures Totals</b>	<b>160,970</b>	<b>70,909</b>	<b>48,587</b>	<b>71,277</b>	<b>71,277</b>
<b>0000041 Chargeback Expenses</b>					
6004602 INSURANCE PREMIUM CHARGEBACK	1,199	957	479	872	872
6004604 DPW SECURITY CHARGEBACKS	21,571	11,681	10,786	10,926	10,926
6004615 GASOLINE CHARGEBACK	788	1,575	215	1,350	1,350
6004616 FLEET SERVICE CHARGEBACK	2,231	2,231	2,231	1,938	1,938
6004619 BUILDING SERVICE CHARGEBACK	29,892	35,000	6,250	35,000	35,000
<b>0000041 Chargeback Expenses Totals</b>	<b>55,681</b>	<b>51,444</b>	<b>19,961</b>	<b>50,086</b>	<b>50,086</b>
<b>0000080 Employee Benefits</b>					
6008001 STATE RETIREMENT	77,101	103,500	55,118	98,520	98,520
6008002 SOCIAL SECURITY	40,386	42,764	24,137	40,747	40,747
6008004 WORKERS COMPENSATION	15,767	4,549	8,402	5,842	5,842
6008006 LIFE INSURANCE	208	210	140	195	195
6008007 HEALTH INSURANCE	119,207	126,028	74,973	111,941	111,941
6008009 RETIREE HEALTH INSURANCE	104,356	118,481	73,493	110,220	110,220
6008010 DISABILITY INSURANCE	1,084	1,092	681	1,234	1,234
6008013 HEALTH INS - RETIRE INCENTIVE	5,884	0	0	0	0
<b>0000080 Employee Benefits Totals</b>	<b>363,993</b>	<b>396,624</b>	<b>236,944</b>	<b>368,699</b>	<b>368,699</b>
<b>Exp Total for Div: 0402</b>	<b>1,132,775</b>	<b>1,078,211</b>	<b>641,622</b>	<b>1,030,475</b>	<b>1,030,475</b>
<b>Total for Div: 04000000</b>	<b>1,078,548</b>	<b>1,097,389</b>	<b>556,798</b>	<b>1,139,600</b>	<b>1,139,600</b>

**COUNTY CLERK**  
**Records Management**

**Mission Statement**

To systematically effect the efficient administration of Broome County records in accordance with relevant regulations, by carefully balancing value, use, security, and cost.

**Description**

The Records Management Division provides practical guidance and expertise to departments in the following capacities:

- Determine retention and disposition of records.
- Review of requests for records storage.
- Coordinate all scanning projects for each department's records in the storage facility.
- Ensure compliance with NYS and Federal retention guidelines.

The Records Storage Facility is located at 1 N. Floral Ave. Binghamton. The Facility houses all inactive County records,(approximately 12,500 cubic feet), all original reels of microfilm and CD's, all Information Technology computer back-up, as well as some of the Records management office equipment.

The Records Management office is located in the County office building in the County Clerk's office. The staff travels to the storage facility daily to retrieve and/or return county files as requested from various county departments. In addition to the physical storage of all County records, the staff keeps a database with all records activity for all departments that use the storage facility. This technology allows us to locate and retrieve any document for each department as needed.

This database also keeps track of all retention schedules and allows us to pull hundreds of boxes each year that can legally be destroyed.

**2016 Objectives**

- Secure grants to continue the digitization of all County records.
- Employ a Full-time Records Management Officer.
- Application is pending for a 2016 Local Government Records Management Improvement Fund grant submitted through Information Technology for Shared Services of several Towns, the City of Binghamton and Broome County Assessors' services.
- Continue to work with Information Technology to implement a multi-year Capital Improvement Project to scan departmental records into an OnBase Document Management.
- Once these records are scanned we will be able to have them legally shredded according to the NYS Archives retention guidelines, eventually becoming a paperless system.

**2016 Budget Highlights**

For 2016, the Records Management Division will continue to be responsible for the safe storage, retrieval and disposition of records per the NYS Archives Retention schedule.

The Records Manager will continue to review and recommend the most efficient and effective ways to keep our records and will advise all departments during the year of 'best practices.'

## County Clerk/Records Center (04030001)

<u>Title of Position</u>	<u>Grade/Unit</u>	2014 <u>Actuals</u>	As of 7/7/2015 Current <u>Authorized</u>	2016 <u>Requested</u>	2016 <u>Recommended</u>
<u>Full-Time Positions</u>					
Senior Records Clerk (40)	9 CSEA	1	1	1	1
Total Full-Time Positions		1	1	1	1
<u>Part-Time Positions</u>					
None					
Total Part-Time Positions		0	0	0	0
Total Positions		1	1	1	1

BROOME COUNTY GOVERNMENT  
 REVENUE AND APPROPRIATION SUMMARY  
 BY DEPARTMENT AND DIVISION

FUND: 1010 General Operating  
 DEPT: 04000000 County Clerk  
 DIV: 03 County Clerk- Records Mgmt

Account	2014 Actuals	2015 Budget	2015 YTD Actuals As of 08/26/15	2016 Budget Requested	2016 Budget Recommended
<b>0000010 Personnel Service</b>					
6001000 SALARIES FULL-TIME	38,005	38,805	22,906	38,305	38,305
6001002 SALARIES TEMPORARY	24,047	24,699	15,474	0	0
<b>0000010 Personnel Service Totals</b>	<b>62,052</b>	<b>63,504</b>	<b>38,380</b>	<b>38,305</b>	<b>38,305</b>
<b>0000040 Contractual Expenditures</b>					
6004011 DUPLICATING AND PRINTING RM SU	0	200	0	0	0
6004012 OFFICE SUPPLIES	129	300	209	300	300
6004022 FUEL AND HEATING SUPPLIES	9,218	15,000	7,469	15,000	15,000
6004023 BLDG AND GROUNDS SUPPLIES	0	100	0	100	100
6004041 PHOTOGRAPHIC SUPPLIES	1,292	3,000	551	1,000	1,000
6004106 GENERAL OFFICE EXPENSES	117	2,000	590	2,000	2,000
6004113 WATER AND SEWAGE CHARGES	338	200	241	200	200
6004115 ELECTRIC CURRENT	15,427	11,500	7,301	11,500	11,500
6004117 BUILDING AND GROUNDS EXPENSES	2,414	3,000	790	400	400
6004160 MILEAGE AND PARKING-LOCAL	374	400	435	750	750
6004193 HARDWARE MAINTENANCE	2,461	2,500	85	0	0
6004195 HARDWARE RENTAL	1,019	0	510	0	0
6004196 COPYING MACHINE RENTALS	1,037	1,020	693	1,100	1,100
<b>0000040 Contractual Expenditures Totals</b>	<b>33,826</b>	<b>39,220</b>	<b>18,874</b>	<b>32,350</b>	<b>32,350</b>
<b>0000041 Chargeback Expenses</b>					
6004619 BUILDING SERVICE CHARGEBACK	0	10,000	0	10,000	10,000
<b>0000041 Chargeback Expenses Totals</b>	<b>0</b>	<b>10,000</b>	<b>0</b>	<b>10,000</b>	<b>10,000</b>
<b>0000080 Employee Benefits</b>					
6008001 STATE RETIREMENT	5,895	7,877	4,123	7,201	7,201
6008002 SOCIAL SECURITY	4,596	5,195	2,832	2,930	2,930
6008006 LIFE INSURANCE	15	15	10	15	15
6008007 HEALTH INSURANCE	6,270	6,554	3,861	6,097	6,097
6008009 RETIREE HEALTH INSURANCE	24,144	29,494	16,004	20,576	20,576
6008010 DISABILITY INSURANCE	78	78	49	95	95
6008013 HEALTH INS - RETIRE INCENTIVE	3,292	0	0	0	0
<b>0000080 Employee Benefits Totals</b>	<b>44,290</b>	<b>49,213</b>	<b>26,879</b>	<b>36,914</b>	<b>36,914</b>

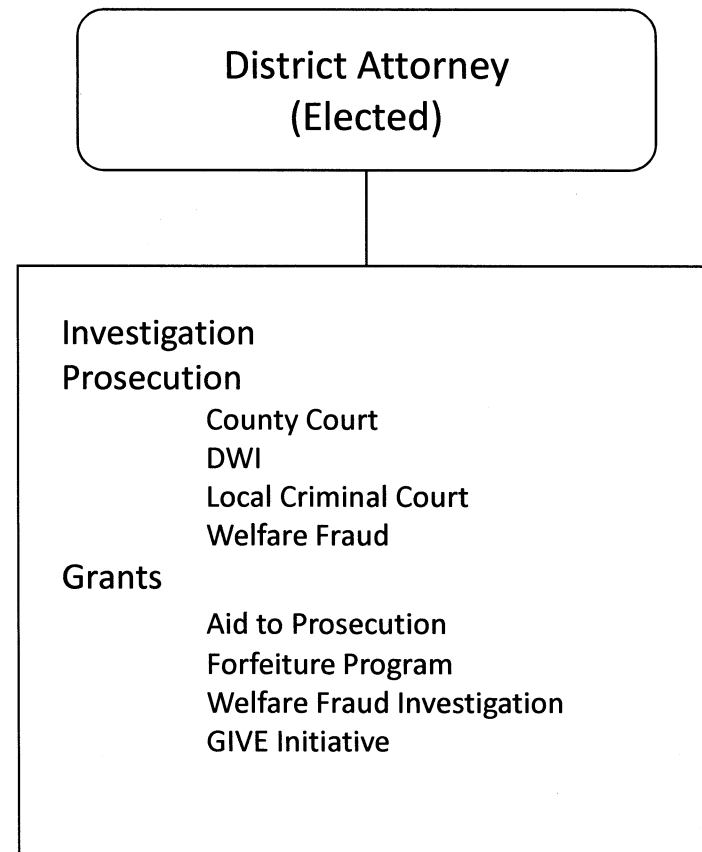
REPORT:BP033

BROOME COUNTY GOVERNMENT  
REVENUE AND APPROPRIATION SUMMARY  
BY DEPARTMENT AND DIVISION

FUND: 1010 General Operating  
DEPT: 04000000 County Clerk  
DIV: 03 County Clerk- Records Mgmt

Account	2014 Actuals	2015 Budget	2015 YTD Actuals As of 08/26/15	2016 Budget Requested	2016 Budget Recommended
Exp Total for Div: 0403	140,168	161,937	84,133	117,569	117,569
Total for Div: 04000000	-140,168	-161,937	-84,133	-117,569	-117,569
Total for Dept: 04000000	1,474,377	1,529,893	658,180	1,472,761	1,497,351

# District Attorney



## District Attorney

### Mission Statement

To represent the People of the State of New York and Broome County fairly and effectively in all criminal proceedings in Broome County.

### Description

The Broome County District Attorney's Office represents the People of the State of New York in all criminal proceedings, which include traffic and penal law violations, misdemeanors, and felonies. In each case, the prosecution must (1) determine what happened by gathering the facts and evidence; (2) determine what criminal offenses, if any, were committed; (3) if criminal offenses were committed, decide whether criminal prosecution is warranted, and (4) if prosecution is warranted, insure that prosecution is conducted fairly and competently.

### 2016 Objectives

In the face of reduced or static funding from grant funding sources (STOP-DWI, Aid to Prosecution and IMPACT), and in light of inadequate salary levels for prosecutors for several years, the most important objective is to provide for adequate personnel and funding for the Office of the District Attorney to be able to competently:

- Perform the basic investigation and prosecution functions of the office.
- Prosecute the significant number of pending cases involving violence related to gang activity and drug trafficking.
- Continue to provide prosecution service to the increased (and still increasing) number of specialized court and criminal justice programs, such as the Judicial Diversion Program, Drug

- Court, Domestic Violence Court, Integrated Domestic Violence Court and Veterans' Treatment Court, as well as for litigation related to the Sex Offender Registration Act (SORA) classifications. A third full-time Binghamton City Court Judge was created in 2015 and a substantial increase in resources has been provided to the defense, thus creating significant increased demands upon our office. In addition, in 2015 the Chief Judge of the Court of Appeals has demanded the appearance of defense counsel and prosecutors at initial arraignments in the local criminal courts. The state has provided funding to the defense for this function; not to the prosecution. In addition, police are beginning body-worn camera programs, which will create tremendous additional demands on the District Attorney's Office, related to video review and storage.

### 2016 Budget Highlights

- Provide for adequate staffing and retention of quality prosecutors in the face of extraordinary resources being added to the judiciary and defense. Requested the addition of a Deputy District Attorney, an Assistant District Attorney II and a Paralegal.
- Provide adequate funding for essential prosecution services, including increased stenographic expenses, witness and travel expenses associated with the prosecution of pending cases, in particular for expert witnesses and out-of-state witnesses, and to maintain our current computer legal research capability. In particular, it would appear that in at least one pending murder case, expensive forensic psychiatric services will be required.



District Attorney (06000001)

<u>Title of Position</u>	<u>Grade/Unit</u>	2014 <u>Actuals</u>	As of 7/7/2015 Current <u>Authorized</u>	2016 <u>Requested</u>	2016 <u>Recommended</u>
<u>Full-Time Positions</u>					
District Attorney	Elected	1	1	1	1
Deputy District Attorney	AT-5	0	0	1	0
Senior Assistant District Attorney	AT-3	5	5	5	5
Assistant District Attorney II	AT-2	6	6	7	6
Assistant District Attorney I	AT-1	4	4	4	4
Chief Investigator - DA	27 Admin	1	1	1	1
Administrative Assistant to the DA	22 Admin	1	1	1	1
Investigator - DA	22 Admin	3	3	3	3
Paralegal	15 Admin	1	1	2	1
Secretary	13 CSEA	3	3	3	3
Keyboard Specialist	8 CSEA	5	5	5	5
Total Full-Time Positions		30	30	33	30
<u>Part-Time Positions</u>					
None					
Total Part-Time Positions		0	0	0	0
Total Positions		30	30	33	30

REPORT:BP032

BROOME COUNTY GOVERNMENT  
REVENUE AND APPROPRIATION SUMMARY BY DEPARTMENT

FUND: 1010 General Operating  
DEPT: 06000000 District Attorney

Account	2014 Actuals	2015 Budget	2015 YTD Actuals As of 08/26/15	2016 Budget Requested	2016 Budget Recommended
<b>0000002 Departmental Income</b>					
5000245 FEE FOR TRAFFIC DIVERSION	93,350	120,000	53,100	100,000	100,000
5000333 OTHER DEPARTMENTAL CHARGEBACK	50,000	47,000	29,881	59,000	59,000
5000428 OTHER CHARGES	13,803	28,750	6,512	20,000	20,000
<b>0000002 Departmental Income Total</b>	<b>157,153</b>	<b>195,750</b>	<b>89,493</b>	<b>179,000</b>	<b>179,000</b>
<b>0000007 Misc Interfund Revenues</b>					
5000546 Trust Account Inflows	70,662	0	0	0	0
<b>0000007 Misc Interfund Revenues Total</b>	<b>70,662</b>	<b>0</b>	<b>0</b>	<b>0</b>	<b>0</b>
<b>0000008 State Aid</b>					
5000801 DISTRICT ATTORNEY'S SALARY	72,189	72,189	0	72,189	72,189
5000817 CAREER CRIMINAL PROSECUTION	-251	0	0	0	0
<b>0000008 State Aid Total</b>	<b>71,938</b>	<b>72,189</b>	<b>0</b>	<b>72,189</b>	<b>72,189</b>
<b>0000009 Federal Aid</b>					
5000946 FEDERAL AID - OTHER	22,924	12,000	18,225	12,000	12,000
<b>0000009 Federal Aid Total</b>	<b>22,924</b>	<b>12,000</b>	<b>18,225</b>	<b>12,000</b>	<b>12,000</b>
<b>Rev Totals for Dept: 06000000</b>	<b>322,677</b>	<b>279,939</b>	<b>107,718</b>	<b>263,189</b>	<b>263,189</b>
<b>0000010 Personnel Service</b>					
6001000 SALARIES FULL-TIME	1,741,236	1,792,206	1,076,426	2,042,708	1,838,105
<b>0000010 Personnel Service Totals</b>	<b>1,741,236</b>	<b>1,792,206</b>	<b>1,076,426</b>	<b>2,042,708</b>	<b>1,838,105</b>
<b>0000020 Equipment and Capital Outlay</b>					
6002708 LAW ENFORCEMENT EQUIPMENT	7,050	6,244	4,165	0	0
<b>0000020 Equipment and Capital Outlay Totals</b>	<b>7,050</b>	<b>6,244</b>	<b>4,165</b>	<b>0</b>	<b>0</b>

BROOME COUNTY GOVERNMENT  
 REVENUE AND APPROPRIATION SUMMARY BY DEPARTMENT

FUND: 1010 General Operating  
 DEPT: 06000000 District Attorney

Account	2014 Actuals	2015 Budget	2015 YTD Actuals As of 08/26/15	2016 Budget Requested	2016 Budget Recommended
<b>0000040 Contractual Expenditures</b>					
6004010 BOOKS AND SUBSCRIPTIONS	23,549	17,000	16,940	17,000	17,000
6004012 OFFICE SUPPLIES	19,567	19,184	9,633	18,000	18,000
6004041 PHOTOGRAPHIC SUPPLIES	0	400	0	400	400
6004046 GAS OIL GREASE AND DIESEL FUEL	1,616	1,000	84	1,000	1,000
6004056 COMPUTER EQUIPMENT(NON CAPITAL	1,723	0	376	0	0
6004100 POSTAGE AND FREIGHT	2,896	2,000	949	2,000	2,000
6004105 DUES AND MEMBERSHIPS	2,275	2,275	2,275	2,275	2,275
6004106 GENERAL OFFICE EXPENSES	6,998	5,500	5,651	5,500	5,500
6004117 BUILDING AND GROUNDS EXPENSES	0	93	50	93	93
6004131 PHOTOGRAPHIC EXPENSES	1,034	1,200	655	1,200	1,200
6004138 OTHER OPERATIONAL EXPENSES	5	0	9	0	0
6004139 Trust Account Outflows	61,131	0	0	0	0
6004146 SUBCONTRACTED PROGRAM EXPENSE	8,000	8,000	6,000	8,000	8,000
6004160 MILEAGE AND PARKING-LOCAL	5,941	6,000	3,177	6,000	6,000
6004161 TRAVEL HOTEL AND MEALS	7,088	9,000	3,113	9,000	9,000
6004162 EDUCATION AND TRAINING	380	3,000	1,885	3,000	3,000
6004164 NON-EMPLOYEE TRAVEL HOTEL & ME	11,708	15,000	7,369	15,000	15,000
6004168 OTHER PERSONNEL EXPENSES	438	200	60	200	200
6004196 COPYING MACHINE RENTALS	6,137	7,300	8,567	7,300	7,300
6004402 LAB SERVICES	0	2,000	0	2,000	2,000
6004535 JUSTICES AND CONSTABLE FEES	36	0	-36	0	0
6004536 WITNESS EXPENSES	23,221	35,000	5,176	40,000	40,000
6004537 INVESTIGATIONS EXPENSES	1,000	5,000	500	5,000	5,000
6004541 STENOGRAPHIC SERVICES	83,729	75,000	67,085	75,000	75,000
<b>0000040 Contractual Expenditures Totals</b>	<b>268,472</b>	<b>214,152</b>	<b>139,518</b>	<b>217,968</b>	<b>217,968</b>
<b>0000041 Chargeback Expenses</b>					
6004602 INSURANCE PREMIUM CHARGEBACK	34,408	30,994	15,497	32,166	32,166
6004615 GASOLINE CHARGEBACK	3,019	3,203	1,508	3,000	3,000
6004616 FLEET SERVICE CHARGEBACK	8,924	8,924	8,924	7,752	7,752
6004626 TRANSPORTATION SERVICES CHARGE	6,455	6,044	6,044	12,186	12,186
<b>0000041 Chargeback Expenses Totals</b>	<b>52,806</b>	<b>49,165</b>	<b>31,973</b>	<b>55,104</b>	<b>55,104</b>
<b>0000060 Principal on Indebtedness</b>					
6006008 PRINCIPAL ON CAPITAL LEASE	3,848	0	0	0	0

REPORT:BP032

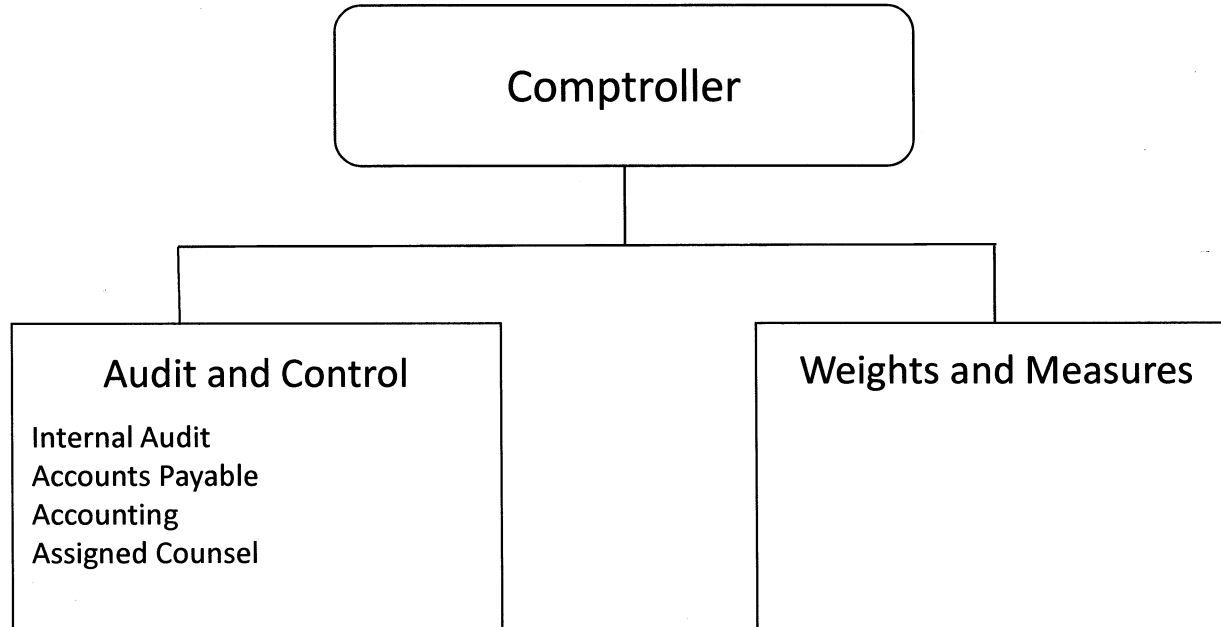
BROOME COUNTY GOVERNMENT  
REVENUE AND APPROPRIATION SUMMARY BY DEPARTMENT

FUND: 1010 General Operating

DEPT: 06000000 District Attorney

Account	2014 Actuals	2015 Budget	2015 YTD Actuals As of 08/26/15	2016 Budget Requested	2016 Budget Recommended
0000060 Principal on Indebtedness Totals	3,848	0	0	0	0
0000070 Interest on Indebtedness					
6007005 INTEREST ON CAPITAL LEASE	666	0	0	0	0
0000070 Interest on Indebtedness Totals	666	0	0	0	0
0000080 Employee Benefits					
6008001 STATE RETIREMENT	246,327	332,108	172,479	338,513	308,361
6008002 SOCIAL SECURITY	123,100	134,447	77,006	153,698	138,047
6008004 WORKERS COMPENSATION	18,748	19,808	6,814	23,031	20,984
6008006 LIFE INSURANCE	434	450	289	495	450
6008007 HEALTH INSURANCE	310,764	310,568	195,486	353,275	328,680
6008009 RETIREE HEALTH INSURANCE	26,598	31,133	17,021	22,102	22,102
6008010 DISABILITY INSURANCE	596	624	350	760	760
6008013 HEALTH INS - RETIRE INCENTIVE	2,363	0	0	0	0
0000080 Employee Benefits Totals	728,930	829,138	469,445	891,874	819,384
0000090 Transfers					
6009002 TRANSFER TO GRANT FUND	185,999	185,999	185,999	266,061	266,061
0000090 Transfers Totals	185,999	185,999	185,999	266,061	266,061
Exp Totals for Dept: 06000000	2,989,007	3,076,904	1,907,526	3,473,715	3,196,622
Total for Dept: 06000000	-2,666,330	-2,796,965	-1,799,808	-3,210,526	-2,933,433

# Audit and Control



## **Audit and Control**

### **Audit and Control**

#### **Mission Statement**

To provide professional internal auditing services to the County of Broome, in accordance with applicable professional standards. To help the organization identify and control business risks. To help insure that the County's resources are used in an ethical, effective and efficient manner and that assets are adequately safeguarded. To insure that all County bank accounts are reconciled in a proper and timely manner. To provide the final review and approval of all disbursements of County funds, and to do so in a fair, efficient and expeditious manner. To administer and provide oversight relative to the disbursement of funds for the provision of indigent defense services in Broome County (except in cases where such services are provided directly by the Broome County Public Defender's Office).

#### **Description**

The Audit and Control Division of the Department of Audit and Control performs audits of various programs, departments, agencies, etc; reconciles all of the County's bank accounts; pays all of the County's bills and administers the County's assigned counsel program.

#### **2016 Objectives**

- Administer control self assessment process with County departments, contract agencies, and libraries.
- Provide instructional materials for departments in accounts payable and internal controls.
- Maintain compliance with continuing education and training standards promulgated by the Comptroller General of the United States.
- Pay all instruments received within one cycle of receipt.
- Reconcile all bank accounts within 30 days of receipt of statement.
- Use internal audit resources to help the County identify and mitigate business risks.

Audit and Control (01010001)

<u>Title of Position</u>	<u>Grade/Unit</u>	2014 <u>Actuals</u>	As of 7/7/2015 Current <u>Authorized</u>	2016 <u>Requested</u>	2016 <u>Recommended</u>
<u>Full-Time Positions</u>					
Comptroller	J Admin	1	1	1	1
Secretary to the Comptroller	14 Admin	1	1	1	1
Internal Auditor/Trainee	21/19 CSEA	4	4	4	4
Accountant (County)	16 CSEA	1	1	1	1
Total Full-Time Positions		7	7	7	7
<u>Part-Time Positions</u>					
Secretary	14 Admin	1	1	1	1
Total Part-Time Positions		1	1	1	1
Total Positions		8	8	8	8

REPORT:BP033

BROOME COUNTY GOVERNMENT  
REVENUE AND APPROPRIATION SUMMARY  
BY DEPARTMENT AND DIVISION

FUND: 1010 General Operating  
DEPT: 01000000 Audit and Control  
DIV: 01 Audit & Control

Account	2014 Actuals	2015 Budget	2015 YTD Actuals As of 08/26/15	2016 Budget Requested	2016 Budget Recommended
01000000 Audit and Control					
0000008 State Aid					
5000810 COURT ASSIGNED ATTORNEYS	217,589	125,000	0	0	0
<b>0000008 State Aid Totals</b>	<b>217,589</b>	<b>125,000</b>	<b>0</b>	<b>0</b>	<b>0</b>
Rev Total for Div: 0101	<b>217,589</b>	<b>125,000</b>	<b>0</b>	<b>0</b>	<b>0</b>
0000010 Personnel Service					
6001000 SALARIES FULL-TIME	413,264	416,274	257,689	428,124	428,124
6001001 SALARIES PART-TIME	32,626	32,475	19,644	33,240	33,240
<b>0000010 Personnel Service Totals</b>	<b>445,890</b>	<b>448,749</b>	<b>277,333</b>	<b>461,364</b>	<b>461,364</b>
0000040 Contractual Expenditures					
6004010 BOOKS AND SUBSCRIPTIONS	0	400	221	400	400
6004012 OFFICE SUPPLIES	902	1,240	332	1,200	1,200
6004100 POSTAGE AND FREIGHT	0	60	0	60	60
6004105 DUES AND MEMBERSHIPS	1,565	790	2,013	790	790
6004106 GENERAL OFFICE EXPENSES	0	0	60	0	0
6004160 MILEAGE AND PARKING-LOCAL	522	500	235	500	500
6004161 TRAVEL HOTEL AND MEALS	2,728	0	2,493	0	0
6004162 EDUCATION AND TRAINING	2,914	0	1,915	0	0
6004501 AUDIT FEES	153,810	175,000	148,500	180,000	180,000
6004539 COURT ASSIGNED ATTORNEY-PUBLIC	1,564,112	1,273,392	866,439	1,273,392	1,273,392
6004540 COURT ASSIGNED ATTORNEY-FAMILY	815,436	900,000	667,149	900,000	900,000
<b>0000040 Contractual Expenditures Totals</b>	<b>2,541,989</b>	<b>2,351,382</b>	<b>1,689,357</b>	<b>2,356,342</b>	<b>2,356,342</b>
0000041 Chargeback Expenses					
6004602 INSURANCE PREMIUM CHARGEBACK	751	591	296	143	143
<b>0000041 Chargeback Expenses Totals</b>	<b>751</b>	<b>591</b>	<b>296</b>	<b>143</b>	<b>143</b>
0000080 Employee Benefits					
6008001 STATE RETIREMENT	59,281	77,615	42,514	73,817	73,817



REPORT:BP033

BROOME COUNTY GOVERNMENT  
REVENUE AND APPROPRIATION SUMMARY  
BY DEPARTMENT AND DIVISION

FUND: 1010 General Operating  
DEPT: 01000000 Audit and Control  
DIV: 01 Audit & Control

Account	2014 Actuals	2015 Budget	2015 YTD Actuals As of 08/26/15	2016 Budget Requested	2016 Budget Recommended
6008002 SOCIAL SECURITY	32,702	34,329	20,387	35,295	35,295
6008004 WORKERS COMPENSATION	2,943	2,797	1,399	2,334	2,334
6008006 LIFE INSURANCE	120	120	80	120	120
6008007 HEALTH INSURANCE	66,723	57,866	35,690	56,147	56,147
6008009 RETIREE HEALTH INSURANCE	66,012	71,568	39,122	58,643	58,643
6008010 DISABILITY INSURANCE	392	390	243	475	475
<b>0000080 Employee Benefits Totals</b>	<b>228,173</b>	<b>244,685</b>	<b>139,435</b>	<b>226,831</b>	<b>226,831</b>
<b>Exp Total for Div: 0101</b>	<b>3,216,803</b>	<b>3,045,407</b>	<b>2,106,421</b>	<b>3,044,680</b>	<b>3,044,680</b>
<b>Total for Div: 01000000</b>	<b>-2,999,214</b>	<b>-2,920,407</b>	<b>-2,106,421</b>	<b>-3,044,680</b>	<b>-3,044,680</b>

## **Audit and Control Weights and Measures**

### **Mission Statement**

To assure a fair and equitable marketplace for both the buyer and the seller by conducting annual inspections and testing of commercially used weighing and measuring devices. To enforce New York State Agriculture & Markets Law Article 16, the New York State Code of Rules and Regulations 1NYCRR – Parts 220 through 224, and apply the procedures set forth by the National Institute of Standards and Technology.

### **Description**

The Division of Weights and Measures inspects and tests the accuracy and proper operation of commercially used weighing and measuring devices, the accuracy of labeled-by-weight packed in store commodities, and the quality of gasoline and diesel fuel, in accordance with the requirements promulgated by the New York State Department of Agriculture & Markets – Bureau of Weights & Measures,

### **2016 Objectives**

- Continue participation in the state's octane testing program
- Continue to investigate and resolve all complaints in a timely manner
- Perform annual safety training review
- Insure that all inspections required by law are done on a timely basis

Audit and Control (01020001)  
Weights and Measures

<u>Title of Position</u>	<u>Grade/Unit</u>	2014 <u>Actuals</u>	As of 7/7/2015 Current <u>Authorized</u>	2016 <u>Requested</u>	2016 <u>Recommended</u>
<u>Full-Time Positions</u>					
Director of Weights & Measures	21 Admin	1	1	1	1
Weights & Measures Inspector	15 CSEA	1	1	1	1
Total Full-Time Positions		2	2	2	2
<u>Part-Time Positions</u>					
None					
Total Part-Time Positions		0	0	0	0
Total Positions		2	2	2	2

REPORT:BP033

BROOME COUNTY GOVERNMENT  
REVENUE AND APPROPRIATION SUMMARY  
BY DEPARTMENT AND DIVISION

FUND: 1010 General Operating  
DEPT: 01000000 Audit and Control  
DIV: 02 Weights & Measures

Account	2014 Actuals	2015 Budget	2015 YTD Actuals As of 08/26/15	2016 Budget Requested	2016 Budget Recommended
<b>0000002 Departmental Income</b>					
5000118 FEES FOR SERVICES	55,794	55,000	33,288	55,000	55,000
<b>0000002 Departmental Income Totals</b>	<b>55,794</b>	<b>55,000</b>	<b>33,288</b>	<b>55,000</b>	<b>55,000</b>
<b>Rev Total for Div: 0102</b>	<b>55,794</b>	<b>55,000</b>	<b>33,288</b>	<b>55,000</b>	<b>55,000</b>
<b>0000010 Personnel Service</b>					
6001000 SALARIES FULL-TIME	109,432	109,430	67,345	110,872	110,872
<b>0000010 Personnel Service Totals</b>	<b>109,432</b>	<b>109,430</b>	<b>67,345</b>	<b>110,872</b>	<b>110,872</b>
<b>0000040 Contractual Expenditures</b>					
6004048 MISC OPERATIONAL SUPPLIES	2,285	900	717	900	900
6004052 UNIFORMS	0	500	0	500	500
6004054 SAFETY SUPPLIES	278	0	0	0	0
6004105 DUES AND MEMBERSHIPS	206	265	56	265	265
6004138 OTHER OPERATIONAL EXPENSES	-7,989	625	-3,761	0	0
6004162 EDUCATION AND TRAINING	68	0	34	62	62
6004318 STATE TRAINING SCHOOLS	-196	0	0	0	0
<b>0000040 Contractual Expenditures Totals</b>	<b>-5,348</b>	<b>2,290</b>	<b>-2,954</b>	<b>1,727</b>	<b>1,727</b>
<b>0000041 Chargeback Expenses</b>					
6004602 INSURANCE PREMIUM CHARGEBACK	1,545	68	68	62	62
6004615 GASOLINE CHARGEBACK	2,082	2,625	568	2,250	2,250
6004616 FLEET SERVICE CHARGEBACK	4,462	4,462	4,462	3,876	3,876
<b>0000041 Chargeback Expenses Totals</b>	<b>8,089</b>	<b>7,155</b>	<b>5,098</b>	<b>6,188</b>	<b>6,188</b>
<b>0000080 Employee Benefits</b>					
6008001 STATE RETIREMENT	16,737	22,214	12,122	20,844	20,844
6008002 SOCIAL SECURITY	7,875	8,371	4,822	8,842	8,842
6008006 LIFE INSURANCE	30	30	20	30	30
6008007 HEALTH INSURANCE	23,207	24,471	14,417	22,558	22,558

REPORT:BP033

BROOME COUNTY GOVERNMENT  
REVENUE AND APPROPRIATION SUMMARY  
BY DEPARTMENT AND DIVISION

FUND: 1010 General Operating  
DEPT: 01000000 Audit and Control  
DIV: 02 Weights & Measures

Account	2014 Actuals	2015 Budget	2015 YTD Actuals As of 08/26/15	2016 Budget Requested	2016 Budget Recommended
6008009 RETIREE HEALTH INSURANCE	51,128	55,986	23,149	32,923	32,923
6008010 DISABILITY INSURANCE	78	78	49	95	95
<b>0000080 Employee Benefits Totals</b>	<b>99,055</b>	<b>111,150</b>	<b>54,579</b>	<b>85,292</b>	<b>85,292</b>
<b>Exp Total for Div: 0102</b>	<b>211,228</b>	<b>230,025</b>	<b>124,068</b>	<b>204,079</b>	<b>204,079</b>
<b>Total for Div: 01000000</b>	<b>-155,434</b>	<b>-175,025</b>	<b>-90,780</b>	<b>-149,079</b>	<b>-149,079</b>
<b>Total for Dept: 01000000</b>	<b>-3,154,648</b>	<b>-3,095,432</b>	<b>-2,197,201</b>	<b>-3,193,759</b>	<b>-3,193,759</b>

# Central Food and Nutrition Services



## **Central Food and Nutrition Services**

### **Mission Statement**

Central Food and Nutrition Services provides food management and production services to County operated facilities and programs in conformance with applicable codes and regulations.

### **Description**

The Central Food and Nutrition Services Administrative Offices and central production facility are located at 2001 East Main Street in Endicott. The facility was opened June 1988 and expanded and renovated in 1995. In 2016, it is anticipated 1,159,353 meals will be prepared and served by Central Food and Nutrition Services.

Beginning in 2016 the County will enter into a Public Private Partnership to provide for this service.

### **2016 Objectives**

- Continue to reduce costs and assure high level of user acceptance for Office for Aging, Willow Point Nursing Facility, and the Public Safety Facility.
- Work with OFA to continue to refine recipes to reduce the amount of sodium in food provided by Central Foods as well as focus in 2016 to get our food vendors to encourage food manufacturers to provide healthier food options to keep up with the changing needs and guidelines of our aging population.
- We will continue to work with the Willow Point Nursing Facility staff and administration to meet the changing needs of the residents for meals, snacks, special functions and hydration status, while monitoring the cost of these programs.

- Continue to work with the Sheriff's Department, the Corrections Administration, and the medical staff to meet the nutritional needs of the inmates within the established guidelines.
- Continue to work with the Binghamton Housing Authority to provide meals and snacks to children in the after school gang prevention program.

### **2016 Budget Highlights**

- Beginning in 2016 the County will enter into a Public Private Partnership to provide for this service.

## Central Food and Nutrition Services (02010001)

<u>Title of Position</u>	<u>Grade/Unit</u>	As of			
		2014 <u>Actuals</u>	7/7/2015 <u>Current Authorized</u>	2016 <u>Requested</u>	2016 <u>Recommended</u>
<u>Full-Time Positions</u>					
Director of Central Food & Nutrition Services*	24 Admin	1	1	1	1
Contract Program Coordinator**	22 Admin	0	0	0	1
Food Service Director (40)*	20 BAPA	1	1	1	1
Dietitian (40)*	19 BAPA	2	2	2	2
Senior Food Service Manager*	18 BAPA	1	1	1	1
Food Service Manager*	14 BAPA	2	2	2	2
Principal Account Clerk*	13 CSEA	1	1	1	1
Stores Clerk*	10 CSEA	2	2	2	2
Senior Food Service Helper*	9 CSEA	3	3	3	3
Cook*	8 CSEA	3	3	3	3
Assistant Cook*	7 CSEA	1	1	1	1
Food Service Helper*	5 CSEA	5	5	5	5
Total Full-Time Positions		22	22	22	23
<u>Part-Time Positions</u>					
Delivery Driver*	10 CSEA	6	6	6	6
Assistant Cook*	7 CSEA	1	1	1	1
Food Service Helper*	5 CSEA	13	12	11	11
Total Part-Time Positions		20	19	18	18
Total Positions		42	41	40	41

\* Funded through April 1,2016

\*\*Funded 9 months



BROOME COUNTY GOVERNMENT  
 REVENUE AND APPROPRIATION SUMMARY BY DEPARTMENT

FUND: 2060 Central Kitchen Operating  
 DEPT: 02000000 Central Foods

Account	2014 Actuals	2015 Budget	2015 YTD Actuals As of 08/26/15	2016 Budget Requested	2016 Budget Recommended
<b>0000002 Departmental Income</b>					
5000328 CHARGES FOR FOOD SERVICE	4,715,810	4,538,332	2,104,462	4,809,641	4,393,071
<b>0000002 Departmental Income Total</b>	<b>4,715,810</b>	<b>4,538,332</b>	<b>2,104,462</b>	<b>4,809,641</b>	<b>4,393,071</b>
<b>0000003 Use of Money</b>					
5000451 INTEREST AND EARNINGS	74	100	24	75	19
<b>0000003 Use of Money Total</b>	<b>74</b>	<b>100</b>	<b>24</b>	<b>75</b>	<b>19</b>
<b>0000006 Sale of Prop and Comp for Loss</b>					
5000518 SALE OF EQUIPMENT	320	0	0	0	150,000
<b>0000006 Sale of Prop and Comp for Loss Total</b>	<b>320</b>	<b>0</b>	<b>0</b>	<b>0</b>	<b>150,000</b>
<b>0000007 Misc Interfund Revenues</b>					
5000530 REFUNDS OF PRIOR YEARS EXPENDI	5,413	0	0	0	0
5000532 PREMIUM & ACCRUED INT ON OBLIG	1,499	0	487	0	0
5000534 TRANSFER FROM INSURANCE RESERV	2,985	467	660	0	0
5000562 TRANSFER FROM GENERAL FUND	2,553	0	0	0	0
5000570 EARNINGS ON TEMPORARY INVESTME	31	0	0	0	0
<b>0000007 Misc Interfund Revenues Total</b>	<b>12,481</b>	<b>467</b>	<b>1,147</b>	<b>0</b>	<b>0</b>
<b>0000009 Federal Aid</b>					
5000952 ARRA DEBT REIMBURSEMENT	3,920	3,907	1,125	3,902	3,902
<b>0000009 Federal Aid Total</b>	<b>3,920</b>	<b>3,907</b>	<b>1,125</b>	<b>3,902</b>	<b>3,902</b>
<b>Rev Totals for Dept: 02000000</b>	<b>4,732,605</b>	<b>4,542,806</b>	<b>2,106,758</b>	<b>4,813,618</b>	<b>4,546,992</b>
<b>0000010 Personnel Service</b>					
6001000 SALARIES FULL-TIME	873,812	891,740	443,584	890,380	171,591
6001001 SALARIES PART-TIME	350,265	381,732	198,995	351,511	67,878

REPORT:BP032

BROOME COUNTY GOVERNMENT  
REVENUE AND APPROPRIATION SUMMARY BY DEPARTMENT

FUND: 2060 Central Kitchen Operating

DEPT: 02000000 Central Foods

Account	2014 Actuals	2015 Budget	2015 YTD Actuals As of 08/26/15	2016 Budget Requested	2016 Budget Recommended
6001002 SALARIES TEMPORARY	46,232	43,083	27,984	43,175	10,794
6001003 SALARIES OVERTIME	22,108	18,005	11,098	17,681	4,420
6001006 OUT OF TITLE PAY	10,323	6,000	3,692	6,000	1,500
6001009 OTHER PERSONNEL SERVICES	4,800	5,100	5,100	5,100	1,275
<b>0000010 Personnel Service Totals</b>	<b>1,307,540</b>	<b>1,345,660</b>	<b>690,453</b>	<b>1,313,847</b>	<b>257,458</b>
<b>0000040 Contractual Expenditures</b>					
6004012 OFFICE SUPPLIES	1,891	2,500	1,303	2,400	600
6004021 BLDG MAINTENANCE SUPPLIES	85	500	0	500	125
6004022 FUEL AND HEATING SUPPLIES	25,441	30,000	14,798	26,000	11,500
6004023 BLDG AND GROUNDS SUPPLIES	0	500	0	500	0
6004030 FOOD AND BEVERAGES	1,822,283	1,466,484	907,112	1,835,410	343,853
6004031 KITCHEN AND DINING ROOM SUPPLI	142,447	193,414	99,163	195,637	38,909
6004045 TRAINING AND EDUCATIONAL SUPPL	390	0	0	0	0
6004048 MISC OPERATIONAL SUPPLIES	70,913	54,000	28,980	54,000	8,500
6004054 SAFETY SUPPLIES	5,049	4,500	2,338	5,040	1,260
6004055 COMPUTER SOFTWARE AND SUPPLIES	0	10,000	10,000	0	0
6004105 DUES AND MEMBERSHIPS	358	300	362	360	0
6004113 WATER AND SEWAGE CHARGES	4,453	3,960	2,407	4,800	1,200
6004114 HEATING AND AIR COND PLANT EXP	0	500	0	500	125
6004115 ELECTRIC CURRENT	52,228	58,520	25,906	58,520	19,630
6004117 BUILDING AND GROUNDS EXPENSES	15,781	18,712	10,401	19,464	4,866
6004120 KITCHEN & DINING ROOM EXPENSES	49,927	58,913	22,482	59,913	9,978
6004121 LAUNDRY AND DRY CLEANING EXPEN	851	1,560	513	1,560	390
6004130 MOTOR EQUIP REPAIRS AND MAINT	0	1,000	0	1,000	0
6004138 OTHER OPERATIONAL EXPENSES	7	500	115	500	125
6004162 EDUCATION AND TRAINING	180	1,000	126	1,000	0
6004192 SOFTWARE MAINTENANCE	11,914	12,093	12,093	0	0
6004196 COPYING MACHINE RENTALS	2,026	3,420	1,999	3,504	3,504
6004200 PROPERTY LOSS	1,985	467	660	0	0
6004203 INSURANCE CLAIMS	1,000	0	0	0	0
6004255 CONTRACTED SERVICES	0	0	0	0	3,428,108
6004504 OTHER FINANCIAL SERVICES	247	408	122	377	377
<b>0000040 Contractual Expenditures Totals</b>	<b>2,209,456</b>	<b>1,923,251</b>	<b>1,140,880</b>	<b>2,270,985</b>	<b>3,873,050</b>
<b>0000041 Chargeback Expenses</b>					
6004601 INDIRECT COSTS	131,309	133,862	0	118,135	29,534
6004602 INSURANCE PREMIUM CHARGEBACK	3,827	4,139	2,070	6,990	6,990
6004609 DATA PROCESSING CHARGEBACKS	0	0	0	12,286	3,071

BROOME COUNTY GOVERNMENT  
REVENUE AND APPROPRIATION SUMMARY BY DEPARTMENT

FUND: 2060 Central Kitchen Operating  
DEPT: 02000000 Central Foods

Account	2014 Actuals	2015 Budget	2015 YTD Actuals As of 08/26/15	2016 Budget Requested	2016 Budget Recommended
6004614 OTHER CHARGEBACK EXPENSES	0	188	0	188	0
6004615 GASOLINE CHARGEBACK	18,965	24,500	7,704	21,600	5,400
6004616 FLEET SERVICE CHARGEBACK	17,848	17,848	17,848	15,504	3,876
6004619 BUILDING SERVICE CHARGEBACK	41,448	65,000	15,245	65,000	16,250
6004634 Indirect Costs - Excess of Bud	2,553	0	0	0	0
<b>0000041 Chargeback Expenses Totals</b>	<b>215,950</b>	<b>245,537</b>	<b>42,867</b>	<b>239,703</b>	<b>65,121</b>
<b>0000042 Depreciation</b>					
6004801 DEPRECIATION - BUILDINGS	64,965	0	0	0	0
6004804 DEPRECIATION - MOTOR VEHICLES	42,954	0	0	0	0
6004805 DEPRECIATION - MACHINERY & EQU	-8,494	0	0	0	0
<b>0000042 Depreciation Totals</b>	<b>99,425</b>	<b>0</b>	<b>0</b>	<b>0</b>	<b>0</b>
<b>0000060 Principal on Indebtedness</b>					
6006000 PRINCIPAL ON SERIAL BONDS	0	42,928	0	44,434	44,434
6006001 PRINCIPAL ON BANS	0	30,696	0	30,694	30,694
<b>0000060 Principal on Indebtedness Totals</b>	<b>0</b>	<b>73,624</b>	<b>0</b>	<b>75,128</b>	<b>75,128</b>
<b>0000070 Interest on Indebtedness</b>					
6007000 INTEREST ON SERIAL BONDS	2,284	21,376	6,391	19,641	19,641
6007001 INTEREST ON BANS	471	1,059	368	798	798
6007005 INTEREST ON CAPITAL LEASE	305	0	0	0	0
<b>0000070 Interest on Indebtedness Totals</b>	<b>3,060</b>	<b>22,435</b>	<b>6,759</b>	<b>20,439</b>	<b>20,439</b>
<b>0000080 Employee Benefits</b>					
6008001 STATE RETIREMENT	213,603	207,920	107,760	196,674	43,380
6008002 SOCIAL SECURITY	93,060	102,782	50,783	100,422	19,354
6008004 WORKERS COMPENSATION	46,733	48,498	24,249	72,109	18,027
6008006 LIFE INSURANCE	536	555	338	540	146
6008007 HEALTH INSURANCE	249,628	259,852	141,652	227,040	51,333
6008008 OPEB - HEALTH INSURANCE	60,115	0	0	0	0
6008009 RETIREE HEALTH INSURANCE	89,169	98,323	55,257	82,867	82,867
6008010 DISABILITY INSURANCE	2,176	2,340	1,277	2,755	689
6008011 UNEMPLOYMENT INSURANCE	968	3,700	975	3,700	40,000

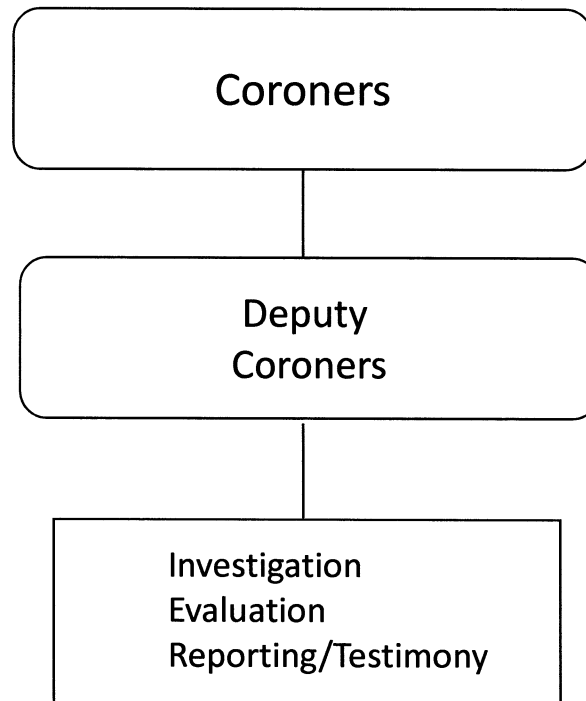
REPORT:BP032

BROOME COUNTY GOVERNMENT  
REVENUE AND APPROPRIATION SUMMARY BY DEPARTMENT

FUND: 2060 Central Kitchen Operating  
DEPT: 02000000 Central Foods

Account	2014 Actuals	2015 Budget	2015 YTD Actuals As of 08/26/15	2016 Budget Requested	2016 Budget Recommended
0000080 Employee Benefits Totals	755,988	723,970	382,291	686,107	255,796
Exp Totals for Dept: 02000000	4,591,419	4,334,477	2,263,250	4,606,209	4,546,992
Total for Dept: 02000000	141,186	208,329	-156,492	207,409	0

# Coroners



## Coroners

### Mission Statement

To investigate unattended deaths, suspected homicide, suicide, medical misadventure or disease of public health significance.

### Description

This department is responsible for the investigation, recovery and transportation of the bodies of deceased in Broome County to the morgue. This includes all deaths caused by violence or unlawful acts, unusual or unexplained death, death in a public institution other than a hospital or nursing home, and death unattended by a doctor. Pathologists are contracted to perform the autopsies. The County Coroners are duly licensed physicians and provide court testimony concerning the results of their investigations. The Deputy Coroners are duly licensed Nurse Practitioners, who assist the Coroners in the performance of their duties.

Routine administration is done by the Law Department.

### 2016 Objectives

Maintain current levels of service.

### 2016 Budget Highlights

Maintained

Coroner (03000001)

		As of 7/7/2015			
<u>Title of Position</u>	<u>Grade/Unit</u>	<u>2014 Actuals</u>	<u>Current Authorized</u>	<u>2016 Requested</u>	<u>2016 Recommended</u>
<u>Full-Time Positions</u>					
None					
Total Full-Time Positions		0	0	0	0
<u>Part-Time Positions</u>					
Coroner	NA	2	2	2	2
Deputy Coroner	NA	2	2	2	2
Total Part-Time Positions		4	4	4	4
Total Positions		4	4	4	4

REPORT:BP032

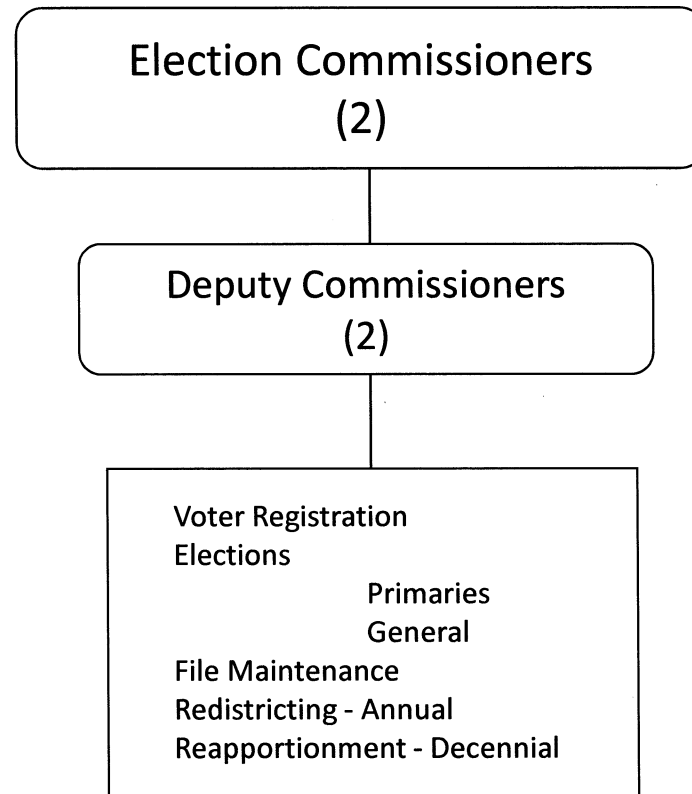
BROOME COUNTY GOVERNMENT  
REVENUE AND APPROPRIATION SUMMARY BY DEPARTMENT

FUND: 1010 General Operating  
DEPT: 03000000 Coroners

Account	2014 Actuals	2015 Budget	2015 YTD Actuals As of 08/26/15	2016 Budget Requested	2016 Budget Recommended
<b>0000010 Personnel Service</b>					
6001001 SALARIES PART-TIME	70,699	148,000	85,428	148,000	148,000
6001002 SALARIES TEMPORARY	13,947	0	0	0	0
<b>0000010 Personnel Service Totals</b>	<b>84,646</b>	<b>148,000</b>	<b>85,428</b>	<b>148,000</b>	<b>148,000</b>
<b>0000040 Contractual Expenditures</b>					
6004105 DUES AND MEMBERSHIPS	0	200	110	200	200
6004143 TRANSPORTATION SERVICES	57,925	44,000	41,144	51,000	51,000
6004161 TRAVEL HOTEL AND MEALS	0	500	0	500	500
6004162 EDUCATION AND TRAINING	0	500	250	500	500
6004406 MEDICAL AND HOSPITAL SERVICES	282,775	200,938	168,661	240,000	240,000
<b>0000040 Contractual Expenditures Totals</b>	<b>340,700</b>	<b>246,138</b>	<b>210,165</b>	<b>292,200</b>	<b>292,200</b>
<b>0000080 Employee Benefits</b>					
6008001 STATE RETIREMENT	10,404	23,162	12,600	21,756	21,756
6008002 SOCIAL SECURITY	6,475	11,322	6,535	11,322	11,322
6008004 WORKERS COMPENSATION	629	554	277	441	441
<b>0000080 Employee Benefits Totals</b>	<b>17,508</b>	<b>35,038</b>	<b>19,412</b>	<b>33,519</b>	<b>33,519</b>
<b>Exp Totals for Dept: 03000000</b>	<b>442,854</b>	<b>429,176</b>	<b>315,005</b>	<b>473,719</b>	<b>473,719</b>
<b>Total for Dept: 03000000</b>	<b>-442,854</b>	<b>-429,176</b>	<b>-315,005</b>	<b>-473,719</b>	<b>-473,719</b>



# Elections



## **Elections**

### **Mission Statement**

To insure that all eligible County citizens are offered an opportunity to register and vote; to maintain a complete and accurate voter file of all the registered voters in Broome County; to ensure that the integrity of the balloting process is maintained throughout Broome County; to enforce all provisions of the New York State Election Law; to institute all federal and state HAVA guidelines; to further efforts in reaching the public through our new website, BroomeVotes.com, and through social media outlets such as Facebook and Twitter. We will begin implementing an “Adopt A Polling Place” partnership program to increase our Inspector roster and retention.

### **Description**

The Board of Elections is responsible for the honest and efficient operation of all national, state, and local elections in Broome County. The Board is established pursuant to Section §3-200 of the New York State Election Law.

### **2016 Objectives**

Our objective this year is to continue utilizing technology in an effort to reduce paper. We will also continue to educate our staff and technicians so that we remain up to date with the many mandatory changes the state makes. We are also looking to work with the community to broaden our voter outreach with the BroomeVotes website, Facebook and Twitter as well as our Partnership “Adopt a Polling Place” program and Inspector Coordinators to enlist and retain Inspectors. We will be trying new ideas such as lapel pins and 5 year certificates to encourage Inspector longevity.

Elections (07000001)

<u>Title of Position</u>	<u>Grade/Unit</u>	2014 <u>Actuals</u>	As of 7/7/2015 Current <u>Authorized</u>	2016 <u>Requested</u>	2016 <u>Recommended</u>
<u>Full-Time Positions</u>					
Deputy Commissioner of Elections	C Admin	2	2	2	2
Election Technology Coordinator	22 Admin	2	2	2	2
Election Data Specialist	14 CSEA	2	2	2	2
Total Full-Time Positions		6	6	6	6
<u>Part-Time Positions</u>					
Marketing Coordinator	22 Admin	0	2	2	2
Voter Services Specialist	6 CSEA	2	2	2	2
Commissioner of Elections	NA	2	2	2	2
Total Part-Time Positions		4	6	6	6
Total Positions		10	12	12	12

REPORT:BP032

BROOME COUNTY GOVERNMENT  
REVENUE AND APPROPRIATION SUMMARY BY DEPARTMENT

FUND: 1010 General Operating  
DEPT: 07000000 Elections

Account	2014 Actuals	2015 Budget	2015 YTD Actuals As of 08/26/15	2016 Budget Requested	2016 Budget Recommended
<b>0000002 Departmental Income</b>					
5000179 CHARGES FOR SERVICES	511,567	428,115	428,118	914,235	669,821
<b>0000002 Departmental Income Total</b>	<u>511,567</u>	<u>428,115</u>	<u>428,118</u>	<u>914,235</u>	<u>669,821</u>
<b>0000003 Use of Money</b>					
5000451 INTEREST AND EARNINGS	2	0	0	0	0
<b>0000003 Use of Money Total</b>	<u>2</u>	<u>0</u>	<u>0</u>	<u>0</u>	<u>0</u>
<b>0000006 Sale of Prop and Comp for Loss</b>					
5000515 MINOR SALES - ELECTIONS	174	0	0	0	0
<b>0000006 Sale of Prop and Comp for Loss Total</b>	<u>174</u>	<u>0</u>	<u>0</u>	<u>0</u>	<u>0</u>
<b>0000007 Misc Interfund Revenues</b>					
5000530 REFUNDS OF PRIOR YEARS EXPENDI	2,111	0	0	0	0
<b>0000007 Misc Interfund Revenues Total</b>	<u>2,111</u>	<u>0</u>	<u>0</u>	<u>0</u>	<u>0</u>
<b>0000009 Federal Aid</b>					
5000901 FEDERAL AID - OTHER	82,595	0	0	0	0
<b>0000009 Federal Aid Total</b>	<u>82,595</u>	<u>0</u>	<u>0</u>	<u>0</u>	<u>0</u>
<b>Rev Totals for Dept: 07000000</b>	<u>596,449</u>	<u>428,115</u>	<u>428,118</u>	<u>914,235</u>	<u>669,821</u>
<b>0000010 Personnel Service</b>					
6001000 SALARIES FULL-TIME	307,381	313,650	201,245	319,101	319,101
6001001 SALARIES PART-TIME	35,817	80,101	36,640	114,274	114,274
6001002 SALARIES TEMPORARY	163,948	130,645	54,138	241,300	175,800
6001003 SALARIES OVERTIME	5,860	2,500	408	5,000	5,000
<b>0000010 Personnel Service Totals</b>	<u>513,006</u>	<u>526,896</u>	<u>292,431</u>	<u>679,675</u>	<u>614,175</u>

BROOME COUNTY GOVERNMENT  
 REVENUE AND APPROPRIATION SUMMARY BY DEPARTMENT

FUND: 1010 General Operating  
 DEPT: 07000000 Elections

Account	2014 Actuals	2015 Budget	2015 YTD Actuals As of 08/26/15	2016 Budget Requested	2016 Budget Recommended
<b>0000040 Contractual Expenditures</b>					
6004010 BOOKS AND SUBSCRIPTIONS	0	500	0	500	500
6004011 DUPLICATING AND PRINTING RM SU	143,792	91,000	1,484	147,683	121,763
6004012 OFFICE SUPPLIES	6,473	5,343	1,319	10,000	7,500
6004023 BLDG AND GROUNDS SUPPLIES	809	500	139	500	500
6004055 COMPUTER SOFTWARE AND SUPPLIES	0	4,000	0	25,500	0
6004056 COMPUTER EQUIPMENT(NON CAPITAL	12,672	5,000	0	10,000	0
6004100 POSTAGE AND FREIGHT	26,824	32,000	15,715	39,310	39,310
6004105 DUES AND MEMBERSHIPS	240	210	0	210	210
6004106 GENERAL OFFICE EXPENSES	87,753	52,080	52,080	52,080	52,080
6004117 BUILDING AND GROUNDS EXPENSES	0	1,000	0	1,000	1,000
6004137 ADVERTISING AND PROMOTION EXPE	5,563	5,000	0	12,000	10,000
6004138 OTHER OPERATIONAL EXPENSES	244,814	230,980	9,952	501,289	332,296
6004160 MILEAGE AND PARKING-LOCAL	4,340	3,000	1,598	10,000	7,500
6004161 TRAVEL HOTEL AND MEALS	2,156	3,000	2,457	5,000	5,000
6004162 EDUCATION AND TRAINING	3,000	2,000	90	4,000	4,000
6004192 SOFTWARE MAINTENANCE	73,850	70,427	65,850	71,950	0
6004196 COPYING MACHINE RENTALS	1,291	3,000	1,608	3,000	3,000
<b>0000040 Contractual Expenditures Totals</b>	<b>613,577</b>	<b>509,040</b>	<b>152,292</b>	<b>894,022</b>	<b>584,659</b>
<b>0000041 Chargeback Expenses</b>					
6004602 INSURANCE PREMIUM CHARGEBACK	6,395	761	381	740	740
6004609 DATA PROCESSING CHARGEBACKS	0	0	0	0	101,550
6004615 GASOLINE CHARGEBACK	275	175	0	150	150
6004616 FLEET SERVICE CHARGEBACK	2,231	2,231	2,231	1,938	1,938
<b>0000041 Chargeback Expenses Totals</b>	<b>8,901</b>	<b>3,167</b>	<b>2,612</b>	<b>2,828</b>	<b>104,378</b>
<b>0000060 Principal on Indebtedness</b>					
6006008 PRINCIPAL ON CAPITAL LEASE	1,227	0	0	0	0
<b>0000060 Principal on Indebtedness Totals</b>	<b>1,227</b>	<b>0</b>	<b>0</b>	<b>0</b>	<b>0</b>
<b>0000070 Interest on Indebtedness</b>					
6007005 INTEREST ON CAPITAL LEASE	285	0	0	0	0
<b>0000070 Interest on Indebtedness Totals</b>	<b>285</b>	<b>0</b>	<b>0</b>	<b>0</b>	<b>0</b>

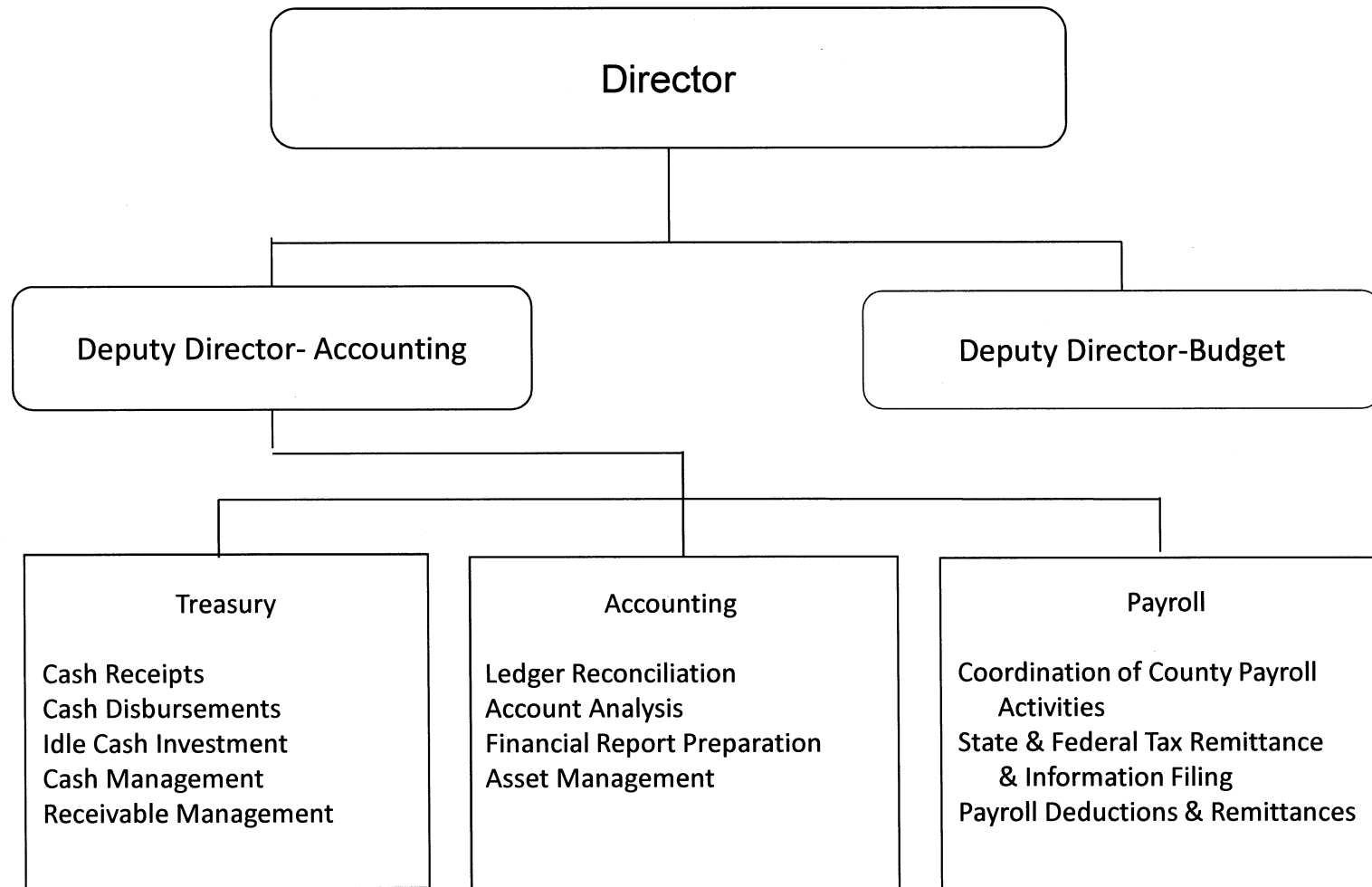
REPORT:BP032

BROOME COUNTY GOVERNMENT  
REVENUE AND APPROPRIATION SUMMARY BY DEPARTMENT

FUND: 1010 General Operating  
DEPT: 07000000 Elections

Account	2014 Actuals	2015 Budget	2015 YTD Actuals As of 08/26/15	2016 Budget Requested	2016 Budget Recommended
<b>0000080 Employee Benefits</b>					
6008001 STATE RETIREMENT	48,986	69,908	36,241	69,750	69,750
6008002 SOCIAL SECURITY	36,881	30,120	21,846	51,995	46,985
6008004 WORKERS COMPENSATION	5,072	7,155	3,578	24,206	24,206
6008006 LIFE INSURANCE	158	180	115	180	180
6008007 HEALTH INSURANCE	33,396	53,021	21,362	44,189	44,189
6008009 RETIREE HEALTH INSURANCE	43,212	40,196	29,316	43,192	43,192
6008010 DISABILITY INSURANCE	157	312	148	380	380
6008011 UNEMPLOYMENT INSURANCE	3,032	0	19	0	0
<b>0000080 Employee Benefits Totals</b>	<b>170,894</b>	<b>200,892</b>	<b>112,625</b>	<b>233,892</b>	<b>228,882</b>
<b>Exp Totals for Dept: 07000000</b>	<b>1,307,890</b>	<b>1,239,995</b>	<b>559,960</b>	<b>1,810,417</b>	<b>1,532,094</b>
<b>Total for Dept: 07000000</b>	<b>-711,441</b>	<b>-811,880</b>	<b>-131,842</b>	<b>-896,182</b>	<b>-862,273</b>

# Office of Management and Budget



## **Office of Management and Budget**

### **Mission Statement**

The Office of Management and Budget (OMB) was established by Local Law 9 of 2010 amending Article V of the Broome County Charter. The previous Departments of Finance and Budget & Research were combined to form this office in 2011. The Director of the Office of Management and Budget is Chief Fiscal Officer of the County. The accurate and complete accounting and reporting of County financial operations in conformance with current governmental Generally Accepted Accounting Principles (GAAP) is a core departmental function. The Director of Office of Management and Budget as County Treasurer, receives County funds and invests idle cash to maximize return. The department prepares and manages the County's operating, capital, and grant budgets, and coordinates the biweekly employee payroll process and prepares necessary state and federal tax and employment information filings. Tax receivable account maintenance is a notable core responsibility.

### **Description**

Two deputies serve under the Director of Office of Management and Budget. There are the Deputy Director-Accounting and Deputy Director-Budget.

The Deputy Director-Accounting oversees the following:

Town and County real property tax warrants and bills are prepared annually. Information used in their preparation is gathered from various sources. Legislative resolutions are drafted and submitted for approval to the Broome County Legislature.

Certain agreements between local businesses and the Broome County Industrial Development Agency (The Agency) require Payments in Lieu of Taxes (PILOT) by the businesses. The County also bills for and

collects city payments in lieu of taxes. The Office of Management and Budget computes the charge based on these agreements and prepares billings.

Town tax collectors' warrants expire in April and school and village warrants expire in November. Upon expiration of the warrants, the County becomes the receiver of taxes. Amounts of unpaid school and village taxes are returned annually to the County. These amounts are remitted to the school districts and villages the following April.

This office also receives and records state and federal reimbursement for grant-in-aid and capital programs, departmental income transmittals, sales tax transmittals, mortgage tax transmittals, and proceeds from the issuance of debt.

Sales tax is received from New York State and distributed to local municipalities quarterly. Mortgage tax is received from the Office of the County Clerk and distributed to local municipalities semi-annually. Mortgage tax reports are completed and filed with New York State.

The department maintains County bank accounts using a pooled cash approach to cash management. Certain accounts are legally required to be segregated. The amount of cash which is not invested is minimized. Earnings are maximized within legally restricted investment alternatives.

The Office of Management and Budget maintains the County accounting ledger and prepares the County's financial reports. The Comprehensive Annual Financial Report (CAFR) and the Annual Update Document (AUD) required by the State Comptroller are prepared in accordance with Generally Accepted Accounting Principles. The department works extensively with external auditors and prepares revised reports as necessary.



Occupancy tax forms are mailed quarterly pursuant to Local Tax Law. Receipts are made with delinquencies pursued with the assistance of the County Attorney's Office.

Sales tax forms for taxes collected by the County are prepared monthly and uploaded via New York State Department of Taxation and Finance website.

The department coordinates the County's payroll function. This includes various reconciliations and software maintenance. Quarterly and annual payroll reports, including W-2s, are prepared and filed with New York State, the Internal Revenue Services and the Social Security Administration.

The department is responsible for the management of all County fixed assets, excluding Willow Point Nursing Home.

Debt is issued by the Office of Management and Budget based on cash needs for County capital programs. An Offering Statement is prepared and distributed to capital markets to obtain the best interest rate. Computations to determine arbitrage earnings are performed and mandatory filings are completed and submitted to the federal government.

The Deputy Director-Budget oversees the following:

This position assists the Director of the Office of Management and Budget in the County Executive's preparation and control of the County's operating, capital, and grant budgets. The County Executive also recommends for adoption to the Legislature the Community College budget. Enforcing strict spending guidelines for County departments, and closely monitoring capital projects to ensure timely completion is a responsibility of this position.

The Director is also the Secretary/Treasurer of the Broome Tobacco Asset Corporation, maintaining the financial records and preparing the Corporation's financial reports.

While many revenue accounts presented in the department's budget require varying levels of administrative responsibilities, only administrative fees and tax search certificate fees directly underwrite the department's activities.

### **2016 Objectives**

- Preparation of the County's Comprehensive Annual Financial Report, federally required Single Audit report, state required DOT Single Audit Report, and Landfill Financial Assurance Plan
- Preparation of the annual State Comptroller financial report
- Maintenance of the financial records and reports of the Broome Tobacco Asset Securitization Corporation
- Continued training and cross-training of financial personnel both internal and external to the department
- Continued review and documentation of processes
- Issuance of debt as necessary, emphasis on capital project management
- Maximizing earnings on County funds
- Upgrade the County's financial system to meet the County financial information reporting needs
- Continue to push for improved efficiencies in all departments to improve performance and reduce expenses

### **2016 Budget Highlights**

- Continue to strive toward being the County's financial center of competency and a resource to all County departments and/or offices.

## Office of Management and Budget (45010001)

<u>Title of Position</u>	<u>Grade/Unit</u>	<u>2014 Actuals</u>	<u>As of 7/7/15 Current Authorized</u>	<u>2016 Requested</u>	<u>2016 Recommended</u>
<u>Full-Time Positions</u>					
Director of the Office of Management and Budget	K Admin	1	1	1	1
Deputy Director of OMB - Accounting	G Admin	1	1	1	1
Deputy Director of OMB - Budget	F Admin	1	1	1	1
Treasury Manager (40)	23 BAPA	1	1	1	1
Senior Financial Analyst (40)	21 BAPA	1	1	1	1
Treasury Associate (40)	19 BAPA	1	1	1	1
Payroll Supervisor (40)	19 CSEA	1	1	1	1
Financial Analyst (40)	19 CSEA	3	3	3	3
Treasury Clerk (40)	14 CSEA	3	3	3	3
Principal Account Clerk (40)*	13 CSEA	1	1	1	1
Total Full-Time Positions		14	14	14	14
<u>Part-Time Positions</u>					
None					
Total Part-Time Positions		0	0	0	0
Total Positions		14	14	14	14

\*One position unfunded in 2016

BROOME COUNTY GOVERNMENT  
 REVENUE AND APPROPRIATION SUMMARY BY DEPARTMENT

FUND: 1010 General Operating  
 DEPT: 45000000 Office of Management & Budget

Account	2014 Actuals	2015 Budget	2015 YTD Actuals As of 08/26/15	2016 Budget Requested	2016 Budget Recommended
<b>0000001 Tax Items</b>					
5000001 REAL PROPERTY TAXES	64,731,768	70,133,114	70,081,903	71,698,799	71,698,799
5000002 GAIN FROM SALE-TAX ACQ PROPERT	-993	0	0	0	0
5000003 PAYMENT IN LIEU OF TAXES	839,908	745,000	853,150	800,000	800,000
5000004 INTEREST & PENAL-REAL PROP TAX	4,909,623	3,800,000	2,938,249	4,400,000	4,400,000
5000010 SALES AND USE TAX	121,988,669	77,913,364	38,925,508	79,445,978	79,445,978
5000013 CCA TAX	0	0	0	850,000	850,000
<b>0000001 Tax Items Total</b>	<b>192,468,975</b>	<b>152,591,478</b>	<b>112,798,810</b>	<b>157,194,777</b>	<b>157,194,777</b>
<b>0000002 Departmental Income</b>					
5000101 PUBLIC ADMINISTRATOR FEES	1,956	10,000	23,891	10,000	10,000
5000102 COMMISSIONER OF FINANCE	79,307	80,000	68,573	80,000	80,000
5000103 CHGS FOR TAX ADV/REDEMPTION EX	-7	0	0	0	0
5000165 MISCELLANEOUS	13,079	0	0	0	0
5000188 COMMUNITY COLLEGE CAPITAL COST	293,993	450,000	237,800	400,000	400,000
5000327 FINANCE DEPT CHARGEBACKS	2,043	0	0	0	0
5000426 MISCELLANEOUS	-10,781	0	80,988	0	0
5000430 CASH/OVER SHORT	-270	0	3	0	0
5000431 MISCELLANEOUS	60	0	80	0	0
<b>0000002 Departmental Income Total</b>	<b>379,380</b>	<b>540,000</b>	<b>411,335</b>	<b>490,000</b>	<b>490,000</b>
<b>0000003 Use of Money</b>					
5000451 INTEREST AND EARNINGS	19,042	30,000	8,062	15,000	15,000
<b>0000003 Use of Money Total</b>	<b>19,042</b>	<b>30,000</b>	<b>8,062</b>	<b>15,000</b>	<b>15,000</b>
<b>0000005 Fines and Forfeitures</b>					
5000490 FINES & FORFEITED BAIL	7,850	0	0	0	0
5000493 HANDICAPPED PARKING SURCHARGE	412	0	0	0	0
<b>0000005 Fines and Forfeitures Total</b>	<b>8,262</b>	<b>0</b>	<b>0</b>	<b>0</b>	<b>0</b>
<b>0000007 Misc Interfund Revenues</b>					
5000530 REFUNDS OF PRIOR YEARS EXPENDI	56,040	0	52,710	0	0
5000550 OTB - DISTRIBUTED EARNINGS	103,705	110,000	57,646	96,000	96,000
5000569 TRANSFER - DEBT SERVICE FUND	854,707	0	0	0	0

REPORT:BP032

BROOME COUNTY GOVERNMENT  
REVENUE AND APPROPRIATION SUMMARY BY DEPARTMENT

FUND: 1010 General Operating

DEPT: 45000000 Office of Management &amp; Budget

Account	2014 Actuals	2015 Budget	2015 YTD Actuals As of 08/26/15	2016 Budget Requested	2016 Budget Recommended
0000007 Misc Interfund Revenues Total	1,014,452	110,000	110,356	96,000	96,000
<b>Rev Totals for Dept: 45000000</b>	<b>193,890,111</b>	<b>153,271,478</b>	<b>113,328,563</b>	<b>157,795,777</b>	<b>157,795,777</b>
<b>0000010 Personnel Service</b>					
6001000 SALARIES FULL-TIME	768,966	798,602	461,021	795,012	761,095
6001002 SALARIES TEMPORARY	0	0	3,334	0	0
<b>0000010 Personnel Service Totals</b>	<b>768,966</b>	<b>798,602</b>	<b>464,355</b>	<b>795,012</b>	<b>761,095</b>
<b>0000040 Contractual Expenditures</b>					
6004010 BOOKS AND SUBSCRIPTIONS	0	1,000	0	0	0
6004012 OFFICE SUPPLIES	3,709	3,539	1,910	3,500	3,500
6004056 COMPUTER EQUIPMENT(NON CAPITAL)	6,346	0	0	0	0
6004100 POSTAGE AND FREIGHT	63	100	72	100	100
6004105 DUES AND MEMBERSHIPS	720	800	720	750	750
6004106 GENERAL OFFICE EXPENSES	523	950	3,136	350	350
6004146 SUBCONTRACTED PROGRAM EXPENSE	504	0	0	0	0
6004192 SOFTWARE MAINTENANCE	0	9,000	0	0	0
6004193 HARDWARE MAINTENANCE	75	0	75	0	0
6004196 COPYING MACHINE RENTALS	1,099	2,600	1,338	2,050	2,050
6004538 LEGAL CHARGES AND FEES	253	300	24	300	300
6004572 ENGINEERING AND ARCHITECTURAL	697	0	0	0	0
6004598 SALES TAX DISTRIBUTION	42,440,182	0	0	0	0
<b>0000040 Contractual Expenditures Totals</b>	<b>42,454,171</b>	<b>18,289</b>	<b>7,275</b>	<b>7,050</b>	<b>7,050</b>
<b>0000041 Chargeback Expenses</b>					
6004602 INSURANCE PREMIUM CHARGEBACK	791	437	219	398	398
<b>0000041 Chargeback Expenses Totals</b>	<b>791</b>	<b>437</b>	<b>219</b>	<b>398</b>	<b>398</b>
<b>0000060 Principal on Indebtedness</b>					
6006008 PRINCIPAL ON CAPITAL LEASE	1,426	0	0	0	0

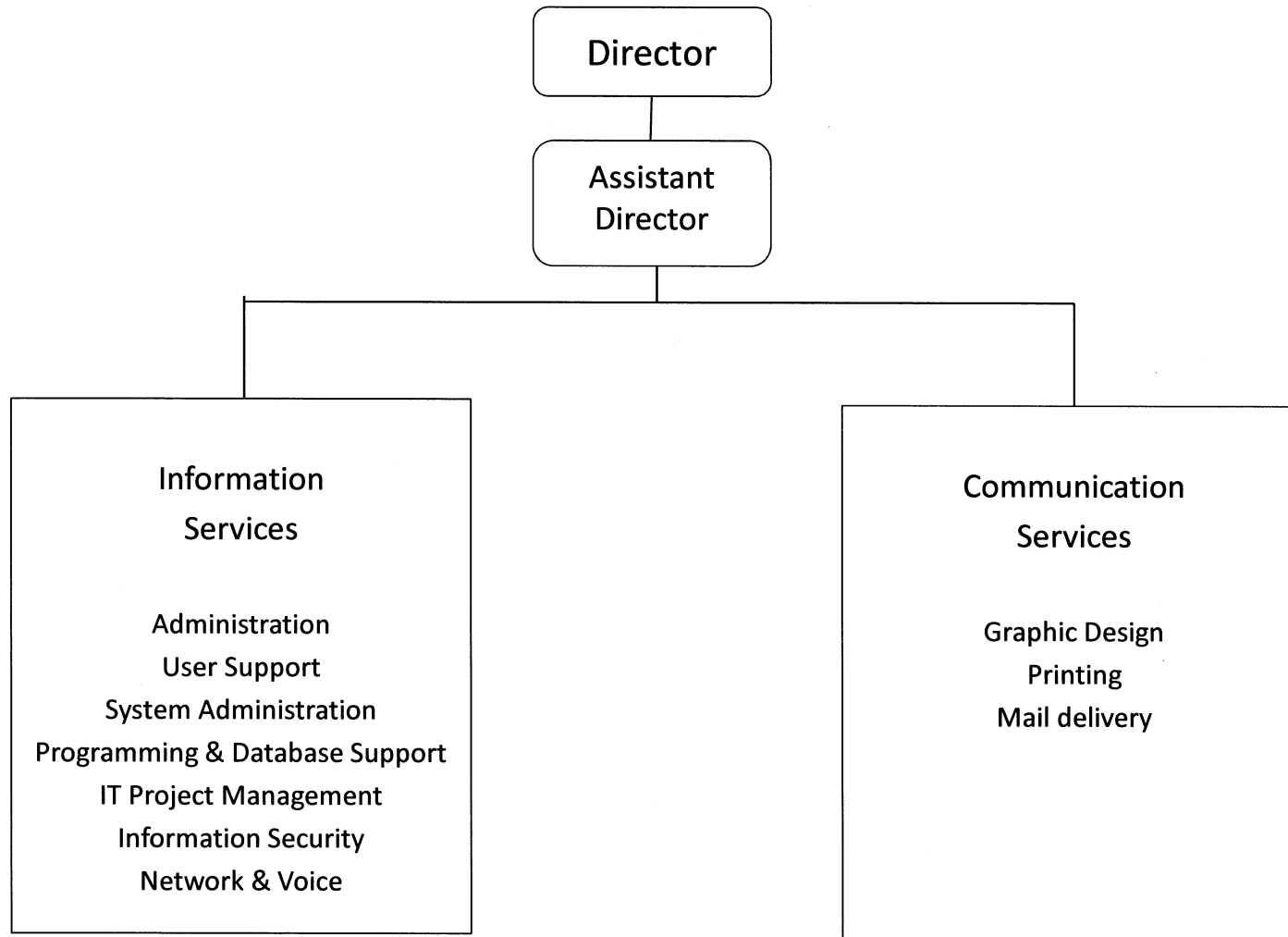
REPORT:BP032

BROOME COUNTY GOVERNMENT  
 REVENUE AND APPROPRIATION SUMMARY BY DEPARTMENT

FUND: 1010 General Operating  
 DEPT: 45000000 Office of Management & Budget

Account	2014 Actuals	2015 Budget	2015 YTD Actuals As of 08/26/15	2016 Budget Requested	2016 Budget Recommended
0000060 Principal on Indebtedness Totals	1,426	0	0	0	0
0000070 Interest on Indebtedness					
6007005 INTEREST ON CAPITAL LEASE	84	0	0	0	0
0000070 Interest on Indebtedness Totals	84	0	0	0	0
0000080 Employee Benefits					
6008001 STATE RETIREMENT	113,075	150,636	74,645	132,130	128,535
6008002 SOCIAL SECURITY	56,077	61,093	33,888	60,792	58,197
6008004 WORKERS COMPENSATION	3,680	3,961	1,981	3,938	3,938
6008006 LIFE INSURANCE	200	210	131	210	195
6008007 HEALTH INSURANCE	108,009	126,638	62,375	124,931	115,682
6008009 RETIREE HEALTH INSURANCE	24,693	26,494	18,494	24,655	24,655
6008010 DISABILITY INSURANCE	522	624	313	760	665
6008011 UNEMPLOYMENT INSURANCE	11,681	0	2,940	0	0
0000080 Employee Benefits Totals	317,937	369,656	194,767	347,416	331,867
<b>Exp Totals for Dept: 45000000</b>	<b>43,543,375</b>	<b>1,186,984</b>	<b>666,616</b>	<b>1,149,876</b>	<b>1,100,410</b>
<b>Total for Dept: 45000000</b>	<b>150,346,736</b>	<b>152,084,494</b>	<b>112,661,947</b>	<b>156,645,901</b>	<b>156,695,367</b>

# Information Technology



## **Information Technology**

### **Mission Statement**

Our mission is to deliver Information Technology, Printing, Graphic, and Mail Services to all County departments designated agencies and various non-profit organizations in a cost-effective, efficient, and professional manner. We strive to build and maintain a secure, reliable, highly available, efficient and flexible infrastructure.

### **Description**

The Division of Information Technology is comprised of two main sections: Information Services (Data, Voice and Video Services) and Communications Services (printing, graphics and mail services areas).

#### **Information Services:**

The Computer Center is comprised of five groups: Administration, Operations & Customer Support, Systems Support, Network Support and Programming.

Administration provides overall direction, general administrative, budget related processes, and clerical support for the entire division.

Customer Support staff provides support during regular business hours for all systems and are on-call 24 by 7 supporting critical safety systems.

System Support staff supports all server and security equipment county-wide. Resolves problems, maintains existing equipment and installs new servers, appliances, network storage, etc. They

prepare specifications for all computer equipment and software, orders-receives-tests-installs new servers, network storage, spam filters, web filters, etc. The staff also plans all enhancements in equipment, as well as assists the Programming staff with related matters.

The Programming staff supports and maintains HR, Payroll and Financial systems as well as any custom programming and develops new custom computer programs, performs problem resolutions, conducts feasibility studies, researches new solutions and software packages, and develops user documentation and training materials for new programs.

#### **Communication Services:**

This division is responsible for providing services such as graphic design, offset and digital printing, color and black/white photocopying, and mail services to all County departments, designated agencies, non-profit organizations, schools, and local governments.

Network Support This division is responsible for the design, development, implementation and maintenance of Broome County's network, voice, video, and unified communication systems. They design and manage the network infrastructure including routers, switches, firewalls, VPN connections.

They also maintain all data communication lines and wireless data connections between county facilities and many municipalities and non-profit groups. Including, but not limited to hosting and supporting public safety systems used by over 105 other counties, towns and municipalities across the state.

**2016 Objectives**

Provide a modern technology infrastructure that is secure, sustainable, highly available and resilient by replacing old silo technology with enterprise level solutions that can be shared among county departments and offer that same infrastructure to local towns and villages where possible as shared services.

Evaluate existing systems and standardize on as few platforms as is possible.

Virtualize servers and desktops wherever possible as a means of providing flexibility and reduced costs by sharing resources.

Continue to update the county network to provide the resiliency and bandwidth needed for the continually expanding data needs in a secure and responsible fashion.

**2016 Budget Highlights**

Reduce expensive maintenance on older equipment by replacing aging hardware with new and more energy efficient models. Consolidate network appliances where possible to reduce the amount of equipment needing support.

Deploy technology solutions at an enterprise level to limit the number of similar systems needing support and deliver technology to all departments that will aid them in streamlining their everyday processes.

Information technology related appropriation requests of other operating departments were aggregated into the Information Technology budget for 2016.



Information Technology (10020001)

<u>Title of Position</u>	<u>Grade/Unit</u>	2014	As of	2016	2016
		<u>Actuals</u>	7/7/2015 <u>Current</u> <u>Authorized</u>	<u>Requested</u>	<u>Recommended</u>
<u>Full-Time Positions</u>					
Director of Information Services	I Admin	1	1	1	1
Assistant Director of Information Technology	H Admin	1	1	1	1
Systems Programmer II (40)	26 BAPA	2	1	1	1
Systems Administrator (40)	26 BAPA	0	1	1	1
Telecommunications Manager***	25 BAPA	0	0	1	1
Data Base Analyst (40)	24 BAPA	1	1	1	1
Computer Programmer Analyst (40)	23 BAPA	3	3	3	3
Computer User Services Coordinator (40)	23 BAPA	1	0	0	0
Project Coordinator (40)	23 BAPA	0	1	1	1
Information Security Analyst (40)	22 BAPA	1	1	0	0
Network Specialist (40)	22 BAPA	3	3	4	4
Computer Technician Coordinator	20 BAPA	1	1	1	1
Telecommunications Technician****	20 CSEA	0	0	1	1
Senior Computer Hardware Technician (40)	18 CSEA	1	1	1	1
Data Communications Technician (40)	18 CSEA	1	1	1	1
Computer Hardware Tech (40) *	16 CSEA	4	4	4	4
Senior Computer Operator (40)	16 CSEA	2	2	2	2
Customer Support Representative (40)**	14 CSEA	1	1	0	0
Secretary (40)	13 CSEA	1	1	1	1
Sr Account Clerk (40)	9 CSEA	1	1	1	1
Total Full-Time Positions		25	25	26	26
<u>Part-Time Positions</u>					
Computer Operations Supervisor	20 BAPA	1	1	1	1
Total Part-Time Positions		1	1	1	1
Total Positions		26	26	27	27

\* Two positions unfunded since 2014

\*\* Unfunded since 2014 abolish in 2016

\*\*\* Position transferred from Telecommunications (10030001)

\*\*\*\*Position transferred from Telecommunications (10030001)

REPORT:BP033

BROOME COUNTY GOVERNMENT  
REVENUE AND APPROPRIATION SUMMARY  
BY DEPARTMENT AND DIVISION

FUND: 1010 General Operating  
DEPT: 10000000 Information Technology  
DIV: 02 IT-Information Services

Account	2014 Actuals	2015 Budget	2015 YTD Actuals As of 08/26/15	2016 Budget Requested	2016 Budget Recommended
<b>0000002 Departmental Income</b>					
5000111 TELEPHONE CHGS - OUTSIDE USERS	0	0	0	33,526	33,526
5000305 DATA PROCESSING SERVICES	1,643,569	1,780,991	591,091	1,989,335	1,989,335
5000315 TELEPHONE CHGS - COUNTY OWNED	0	0	-25,000	253,637	253,637
5000333 OTHER DEPARTMENTAL CHARGEBACK	0	0	9,120	0	0
5000426 MISCELLANEOUS	10,471	9,962	12,944	34,127	34,127
<b>0000002 Departmental Income Totals</b>	<b>1,654,040</b>	<b>1,790,953</b>	<b>588,155</b>	<b>2,310,625</b>	<b>2,310,625</b>
<b>0000007 Misc Interfund Revenues</b>					
5000530 REFUNDS OF PRIOR YEARS EXPENDI	0	0	4,308	0	0
5000534 TRANSFER FROM INSURANCE RESERV	373	0	0	0	0
5000545 CREDIT CARD REBATES	305	0	0	0	0
<b>0000007 Misc Interfund Revenues Totals</b>	<b>678</b>	<b>0</b>	<b>4,308</b>	<b>0</b>	<b>0</b>
<b>Rev Total for Div: 1002</b>	<b>1,654,718</b>	<b>1,790,953</b>	<b>592,463</b>	<b>2,310,625</b>	<b>2,310,625</b>
<b>0000010 Personnel Service</b>					
6001000 SALARIES FULL-TIME	1,368,774	1,388,481	777,173	1,523,471	1,523,471
6001001 SALARIES PART-TIME	30,000	32,668	19,764	32,829	32,829
6001002 SALARIES TEMPORARY	8,549	8,500	20,535	9,750	9,750
6001003 SALARIES OVERTIME	124	0	112	500	500
6001008 STAND-BY PAY	7,300	7,450	4,560	7,300	7,300
<b>0000010 Personnel Service Totals</b>	<b>1,414,747</b>	<b>1,437,099</b>	<b>822,144</b>	<b>1,573,850</b>	<b>1,573,850</b>
<b>0000020 Equipment and Capital Outlay</b>					
6002503 COMPUTER EQUIPMENT	86,919	65,904	72,095	80,000	80,000
<b>0000020 Equipment and Capital Outlay Totals</b>	<b>86,919</b>	<b>65,904</b>	<b>72,095</b>	<b>80,000</b>	<b>80,000</b>
<b>0000040 Contractual Expenditures</b>					
6004010 BOOKS AND SUBSCRIPTIONS	27	1,000	34	1,200	1,200
6004012 OFFICE SUPPLIES	913	1,000	6,392	1,000	1,000

BROOME COUNTY GOVERNMENT  
 REVENUE AND APPROPRIATION SUMMARY  
 BY DEPARTMENT AND DIVISION

FUND: 1010 General Operating  
 DEPT: 10000000 Information Technology  
 DIV: 02 IT-Information Services

Account	2014 Actuals	2015 Budget	2015 YTD Actuals As of 08/26/15	2016 Budget Requested	2016 Budget Recommended
6004021 BLDG MAINTENANCE SUPPLIES	176	0	0	0	0
6004048 MISC OPERATIONAL SUPPLIES	19,225	12,495	12,906	14,910	14,910
6004055 COMPUTER SOFTWARE AND SUPPLIES	345,474	385,709	348,523	606,505	606,505
6004056 COMPUTER EQUIPMENT(NON CAPITAL	233,250	203,125	79,541	243,703	243,703
6004082 COMPUTER CENTER SUPPLIES	8,100	11,142	9,764	11,142	11,142
6004100 POSTAGE AND FREIGHT	24	800	8	1,200	1,200
6004101 TELEPHONE	0	0	0	64,800	64,800
6004102 TELEPHONE EQUIPMENT	59	0	0	268,600	268,600
6004103 TELEPHONE LOCAL CALLS	0	0	0	10,000	10,000
6004104 TELEPHONE LONG DISTANCE	0	0	0	7,200	7,200
6004105 DUES AND MEMBERSHIPS	50	50	50	200	200
6004137 ADVERTISING AND PROMOTION EXPE	19	900	14	900	900
6004138 OTHER OPERATIONAL EXPENSES	0	0	0	180	180
6004160 MILEAGE AND PARKING-LOCAL	20	800	0	800	800
6004161 TRAVEL HOTEL AND MEALS	615	1,000	769	8,560	5,560
6004162 EDUCATION AND TRAINING	2,249	17,900	7,831	53,615	33,615
6004168 OTHER PERSONNEL EXPENSES	1,350	75	0	150	150
6004169 DAY TRIP MEAL REIMBURSEMENT	32	650	30	1,930	1,930
6004192 SOFTWARE MAINTENANCE	583,388	624,142	452,021	1,121,771	1,121,771
6004193 HARDWARE MAINTENANCE	118,929	200,475	197,727	308,593	308,593
6004194 SOFTWARE RENTAL	0	0	0	29,600	29,600
6004195 HARDWARE RENTAL	-9,990	41,780	25,669	118,634	118,634
6004196 COPYING MACHINE RENTALS	1,662	1,672	1,108	1,672	1,672
6004200 PROPERTY LOSS	373	0	0	0	0
6004505 CONTRACTED DATA PROCESSING SER	33,480	37,708	23,351	40,138	40,138
6004573 OTHER FEES FOR SERVICES	55,246	104,000	48,598	169,000	104,000
<b>0000040 Contractual Expenditures Totals</b>	<b>1,394,671</b>	<b>1,646,423</b>	<b>1,214,336</b>	<b>3,086,003</b>	<b>2,998,003</b>
<b>0000041 Chargeback Expenses</b>					
6004602 INSURANCE PREMIUM CHARGEBACK	1,331	1,216	647	1,613	1,613
6004610 PERSONNEL SERVICES CHARGEBACKS	0	0	0	82,777	82,777
6004615 GASOLINE CHARGEBACK	2,171	2,814	741	3,390	3,390
6004616 FLEET SERVICE CHARGEBACK	4,462	4,484	4,462	7,752	7,752
<b>0000041 Chargeback Expenses Totals</b>	<b>7,964</b>	<b>8,514</b>	<b>5,850</b>	<b>95,532</b>	<b>95,532</b>
<b>0000060 Principal on Indebtedness</b>					
6006008 PRINCIPAL ON CAPITAL LEASE	298,619	0	0	0	0
<b>0000060 Principal on Indebtedness Totals</b>	<b>298,619</b>	<b>0</b>	<b>0</b>	<b>0</b>	<b>0</b>

REPORT:BP033

BROOME COUNTY GOVERNMENT  
REVENUE AND APPROPRIATION SUMMARY  
BY DEPARTMENT AND DIVISION

FUND: 1010 General Operating  
DEPT: 10000000 Information Technology  
DIV: 02 IT-Information Services

Account	2014 Actuals	2015 Budget	2015 YTD Actuals As of 08/26/15	2016 Budget Requested	2016 Budget Recommended
<b>0000070 Interest on Indebtedness</b>					
6007005 INTEREST ON CAPITAL LEASE	4,654	0	0	0	0
<b>0000070 Interest on Indebtedness Totals</b>	<b>4,654</b>	<b>0</b>	<b>0</b>	<b>0</b>	<b>0</b>
<b>0000080 Employee Benefits</b>					
6008001 STATE RETIREMENT	186,043	241,961	124,270	250,467	250,467
6008002 SOCIAL SECURITY	103,811	109,938	60,021	119,653	119,653
6008004 WORKERS COMPENSATION	10,925	11,177	5,949	16,832	16,832
6008006 LIFE INSURANCE	323	330	206	360	360
6008007 HEALTH INSURANCE	179,214	192,290	115,426	235,285	235,285
6008009 RETIREE HEALTH INSURANCE	155,923	147,870	112,012	166,988	166,988
6008010 DISABILITY INSURANCE	564	624	383	855	855
6008011 UNEMPLOYMENT INSURANCE	313	0	0	0	0
6008013 HEALTH INS - RETIRE INCENTIVE	7,362	0	0	0	0
<b>0000080 Employee Benefits Totals</b>	<b>644,478</b>	<b>704,190</b>	<b>418,267</b>	<b>790,440</b>	<b>790,440</b>
<b>0000090 Transfers</b>					
6009002 TRANSFER TO GRANT FUND	76,318	0	0	0	0
<b>0000090 Transfers Totals</b>	<b>76,318</b>	<b>0</b>	<b>0</b>	<b>0</b>	<b>0</b>
<b>Exp Total for Div: 1002</b>	<b>3,928,370</b>	<b>3,862,130</b>	<b>2,532,692</b>	<b>5,625,825</b>	<b>5,537,825</b>
<b>Total for Div: 10000000</b>	<b>-2,273,652</b>	<b>-2,071,177</b>	<b>-1,940,229</b>	<b>-3,315,200</b>	<b>-3,227,200</b>

## **Communication Services**

### **Mission Statement**

To deliver printing, graphic and mail services to all county departments, and other designated agencies, in a cost saving, timely and professional manner, while using the latest technology set by the industry standards.

### **Description**

The Communications Division consists of three main functions: graphic design, printing and mail services. The design service uses a variety of software such as InDesign, Illustrator, Photoshop and FreeHand to create a variety of customer driven requests. The printing service consists of a full color copier, a high speed-high volume-black and white copier, one offset printing press, one digital envelop printer and a variety of bindery equipment, along with advanced printing software. The mail service offers pick-up and delivery, sorting and mail processing for all county departments, while using procedures to defray the cost of rising postage.

### **2016 Objectives**

Continue to provide cost saving services to all county departments and organizations while maintaining the highest quality, along with a quick turnaround time, confidentiality and convenience, while keeping our operating costs down.

Continue to explore new revenue outlets in local government and non-profit organizations in Broome and surrounding Counties.

## **2016 Budget Highlights**

Implementing a new volume based chargeback to departments for mail services, which will result in a more equitable cost across the board for these services.

To maintain a balanced budget while advancing toward the use of digital printing technology, reducing the need for printing chemicals while still providing the highest quality and fastest service of print products.

Information Technology (10010001)  
Communication Services

<u>Title of Position</u>	<u>Grade/Unit</u>	2014	As of	2016	2016
		<u>Actuals</u>	7/7/2015	<u>Requested</u>	<u>Recommended</u>
			<u>Current</u>		
			<u>Authorized</u>		
<u>Full-Time Positions</u>					
Graphic Technician (40)	20 CSEA	1	1	1	1
Senior Offset Duplicating Machine Operator (40)	12 CSEA	1	1	1	1
Offset Duplicating Machine Operator (40)	11 CSEA	1	1	1	1
Courier (40)	9 CSEA	2	2	2	2
Total Full-Time Positions		5	5	5	5
<u>Part-Time Positions</u>					
Offset Duplicating Machine Operator	11 CSEA	1	1	1	1
Total Part-Time Positions		1	1	1	1
Total Positions		6	6	6	6

BROOME COUNTY GOVERNMENT  
 REVENUE AND APPROPRIATION SUMMARY  
 BY DEPARTMENT AND DIVISION

FUND: 1010 General Operating  
 DEPT: 10000000 Information Technology  
 DIV: 01 IT-Communication Services

Account	2014 Actuals	2015 Budget	2015 YTD Actuals As of 08/26/15	2016 Budget Requested	2016 Budget Recommended
10000000 Information Technology					
0000002 Departmental Income					
5000189 OTHER LOCAL GOVERNMENTS	102,735	84,000	44,559	99,149	99,149
5000307 CENTRAL SERVICES CHARGES	190,145	205,390	115,115	255,904	255,904
5000317 PRINTING CHARGEBACKS	88,127	83,275	55,140	81,879	81,879
5000333 OTHER DEPARTMENTAL CHARGEBACK	5,660	7,087	2,619	4,998	4,998
5000426 MISCELLANEOUS	14,837	6,890	9,188	5,772	5,772
0000002 Departmental Income Totals	401,504	386,642	226,621	447,702	447,702
Rev Total for Div: 1001	401,504	386,642	226,621	447,702	447,702
0000010 Personnel Service					
6001000 SALARIES FULL-TIME	230,259	216,548	130,799	219,007	219,007
6001001 SALARIES PART-TIME	15,223	15,275	9,367	15,575	15,575
6001002 SALARIES TEMPORARY	7,029	0	1,416	0	0
0000010 Personnel Service Totals	252,511	231,823	141,582	234,582	234,582
0000040 Contractual Expenditures					
6004010 BOOKS AND SUBSCRIPTIONS	1,399	1,400	1,499	1,400	1,400
6004011 DUPLICATING AND PRINTING RM SU	6,381	10,000	5,695	15,000	15,000
6004012 OFFICE SUPPLIES	31,944	45,000	42,946	38,500	38,500
6004048 MISC OPERATIONAL SUPPLIES	4,775	0	0	0	0
6004055 COMPUTER SOFTWARE AND SUPPLIES	1,140	0	0	0	0
6004100 POSTAGE AND FREIGHT	427,992	448,000	286,861	478,000	478,000
6004102 TELEPHONE EQUIPMENT	12,829	0	0	0	0
6004103 TELEPHONE LOCAL CALLS	266	0	0	0	0
6004104 TELEPHONE LONG DISTANCE	11	0	0	0	0
6004106 GENERAL OFFICE EXPENSES	529	1,100	180	1,100	1,100
6004137 ADVERTISING AND PROMOTION EXPE	250	0	0	0	0
6004195 HARDWARE RENTAL	9,480	9,480	4,740	9,500	9,500
6004196 COPYING MACHINE RENTALS	29,646	62,900	31,690	60,600	60,600
0000040 Contractual Expenditures Totals	526,642	577,880	373,611	604,100	604,100
0000041 Chargeback Expenses					

REPORT:BP033

BROOME COUNTY GOVERNMENT  
REVENUE AND APPROPRIATION SUMMARY  
BY DEPARTMENT AND DIVISION

FUND: 1010 General Operating  
DEPT: 10000000 Information Technology  
DIV: 01 IT-Communication Services

Account	2014 Actuals	2015 Budget	2015 YTD Actuals As of 08/26/15	2016 Budget Requested	2016 Budget Recommended
6004602 INSURANCE PREMIUM CHARGEBACK	372	317	169	372	372
6004615 GASOLINE CHARGEBACK	920	1,386	368	1,200	1,200
6004616 FLEET SERVICE CHARGEBACK	2,231	2,209	2,231	1,938	1,938
<b>0000041 Chargeback Expenses Totals</b>	<b>3,523</b>	<b>3,912</b>	<b>2,768</b>	<b>3,510</b>	<b>3,510</b>
<b>0000060 Principal on Indebtedness</b>					
6006008 PRINCIPAL ON CAPITAL LEASE	34,066	0	0	0	0
<b>0000060 Principal on Indebtedness Totals</b>	<b>34,066</b>	<b>0</b>	<b>0</b>	<b>0</b>	<b>0</b>
<b>0000070 Interest on Indebtedness</b>					
6007005 INTEREST ON CAPITAL LEASE	857	0	0	0	0
<b>0000070 Interest on Indebtedness Totals</b>	<b>857</b>	<b>0</b>	<b>0</b>	<b>0</b>	<b>0</b>
<b>0000080 Employee Benefits</b>					
6008001 STATE RETIREMENT	34,646	46,104	22,005	38,448	38,448
6008002 SOCIAL SECURITY	18,421	17,735	10,327	17,945	17,945
6008004 WORKERS COMPENSATION	3,059	2,916	1,552	4,040	4,040
6008006 LIFE INSURANCE	74	75	50	75	75
6008007 HEALTH INSURANCE	40,711	43,649	17,787	29,323	29,323
6008009 RETIREE HEALTH INSURANCE	54,073	75,099	34,818	54,311	54,311
6008010 DISABILITY INSURANCE	383	390	199	475	475
6008011 UNEMPLOYMENT INSURANCE	3,952	0	0	0	0
6008013 HEALTH INS - RETIRE INCENTIVE	1,219	0	0	0	0
<b>0000080 Employee Benefits Totals</b>	<b>156,538</b>	<b>185,968</b>	<b>86,738</b>	<b>144,617</b>	<b>144,617</b>
<b>Exp Total for Div: 1001</b>	<b>974,137</b>	<b>999,583</b>	<b>604,699</b>	<b>986,809</b>	<b>986,809</b>
<b>Total for Div: 10000000</b>	<b>-572,633</b>	<b>-612,941</b>	<b>-378,078</b>	<b>-539,107</b>	<b>-539,107</b>



Information Technology (10030001)  
Telecommunications

<u>Title of Position</u>	<u>Grade/Unit</u>	2014	As of	2016	2016
		<u>Actuals</u>	7/7/2015	<u>Requested</u>	<u>Recommended</u>
			Current		
			<u>Authorized</u>		
<u>Full-Time Positions</u>					
Telecommunications Manager*	25 BAPA	1	1	0	0
Telecommunications Technician**	20 CSEA	1	1	0	0
Total Full-Time Positions		2	2	0	0
<u>Part-Time Positions</u>					
None					
Total Part-Time Positions		0	0	0	0
Total Positions		2	2	0	0

\*Position transferred to Information Technology (10020001)

\*\*Position transferred to Information Technology (10020001)

REPORT:BP033

BROOME COUNTY GOVERNMENT  
REVENUE AND APPROPRIATION SUMMARY  
BY DEPARTMENT AND DIVISION

FUND: 1010 General Operating  
DEPT: 10000000 Information Technology  
DIV: 03 IT-Telecommunications

Account	2014 Actuals	2015 Budget	2015 YTD Actuals As of 08/26/15	2016 Budget Requested	2016 Budget Recommended
<b>0000002 Departmental Income</b>					
5000111 TELEPHONE CHGS - OUTSIDE USERS	18,051	31,757	3,209	0	0
5000315 TELEPHONE CHGS - COUNTY OWNED	251,183	365,607	127,196	0	0
5000333 OTHER DEPARTMENTAL CHARGEBACK	106	0	0	0	0
<b>0000002 Departmental Income Totals</b>	<b>269,340</b>	<b>397,364</b>	<b>130,405</b>	<b>0</b>	<b>0</b>
<b>Rev Total for Div: 1003</b>	<b>269,340</b>	<b>397,364</b>	<b>130,405</b>	<b>0</b>	<b>0</b>
<b>0000010 Personnel Service</b>					
6001000 SALARIES FULL-TIME	125,922	130,363	79,530	0	0
6001003 SALARIES OVERTIME	106	500	0	0	0
<b>0000010 Personnel Service Totals</b>	<b>126,028</b>	<b>130,863</b>	<b>79,530</b>	<b>0</b>	<b>0</b>
<b>0000040 Contractual Expenditures</b>					
6004010 BOOKS AND SUBSCRIPTIONS	0	198	0	0	0
6004055 COMPUTER SOFTWARE AND SUPPLIES	0	57,000	0	0	0
6004100 POSTAGE AND FREIGHT	0	400	0	0	0
6004101 TELEPHONE	61,793	64,800	37,443	0	0
6004102 TELEPHONE EQUIPMENT	292,440	253,353	134,356	0	0
6004103 TELEPHONE LOCAL CALLS	10,565	10,000	6,794	0	0
6004104 TELEPHONE LONG DISTANCE	10,594	7,000	6,688	0	0
6004138 OTHER OPERATIONAL EXPENSES	5,930	22,720	467	0	0
6004162 EDUCATION AND TRAINING	0	200	0	0	0
6004192 SOFTWARE MAINTENANCE	600	45,766	45,766	0	0
6004195 HARDWARE RENTAL	468	96,084	94,965	0	0
<b>0000040 Contractual Expenditures Totals</b>	<b>382,390</b>	<b>557,521</b>	<b>326,479</b>	<b>0</b>	<b>0</b>
<b>0000041 Chargeback Expenses</b>					
6004602 INSURANCE PREMIUM CHARGEBACK	106	106	57	0	0
6004615 GASOLINE CHARGEBACK	761	1,155	127	0	0
6004616 FLEET SERVICE CHARGEBACK	4,462	4,462	4,462	0	0
<b>0000041 Chargeback Expenses Totals</b>	<b>5,329</b>	<b>5,723</b>	<b>4,646</b>	<b>0</b>	<b>0</b>

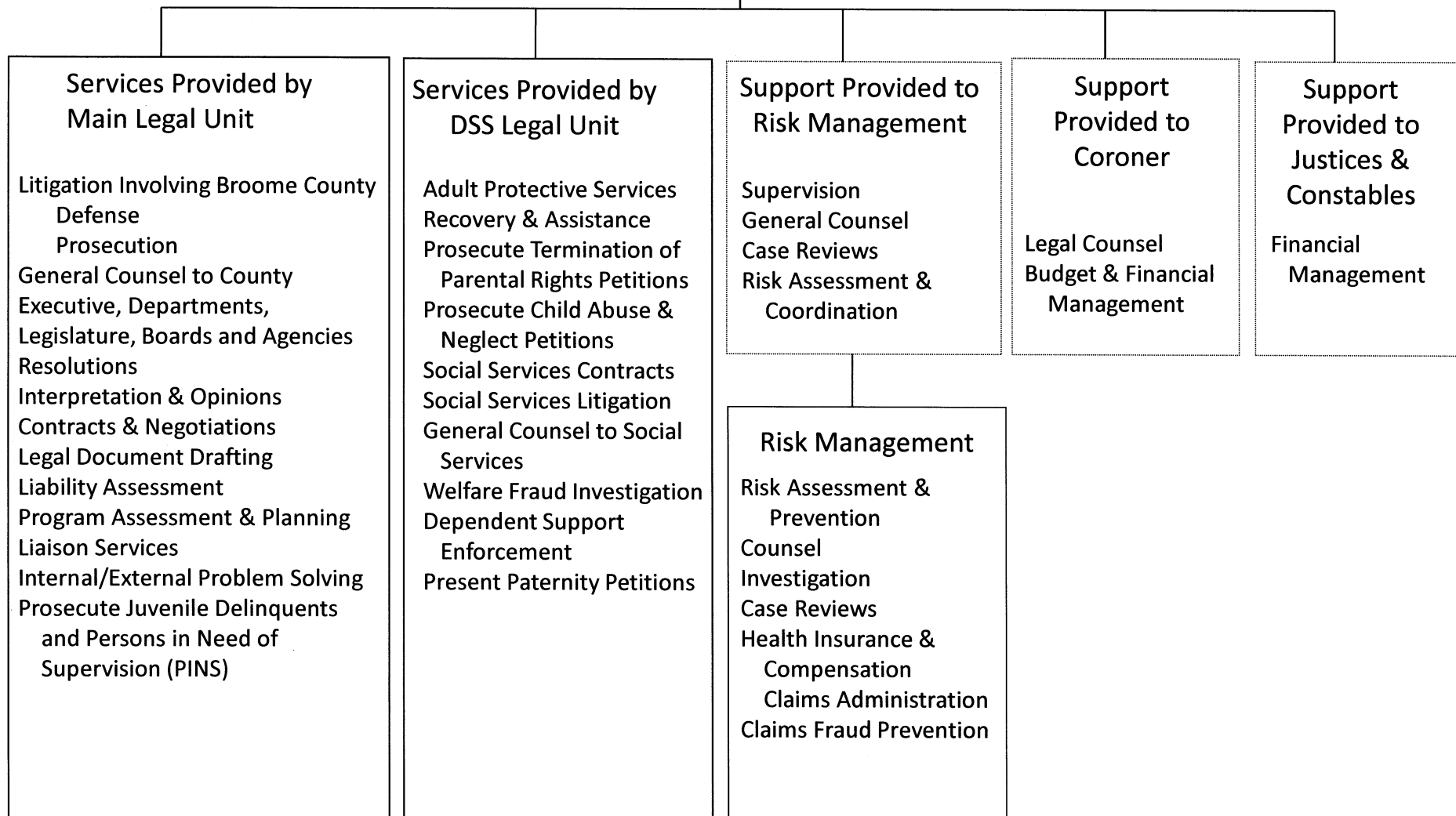
BROOME COUNTY GOVERNMENT  
 REVENUE AND APPROPRIATION SUMMARY  
 BY DEPARTMENT AND DIVISION

FUND: 1010 General Operating  
 DEPT: 10000000 Information Technology  
 DIV: 03 IT-Telecommunications

Account	2014 Actuals	2015 Budget	2015 YTD Actuals As of 08/26/15	2016 Budget Requested	2016 Budget Recommended
<b>0000060 Principal on Indebtedness</b>					
6006008 PRINCIPAL ON CAPITAL LEASE	219,053	0	0	0	0
<b>0000060 Principal on Indebtedness Totals</b>	<b>219,053</b>	<b>0</b>	<b>0</b>	<b>0</b>	<b>0</b>
<b>0000070 Interest on Indebtedness</b>					
6007005 INTEREST ON CAPITAL LEASE	5,359	0	0	0	0
<b>0000070 Interest on Indebtedness Totals</b>	<b>5,359</b>	<b>0</b>	<b>0</b>	<b>0</b>	<b>0</b>
<b>0000080 Employee Benefits</b>					
6008001 STATE RETIREMENT	18,086	21,800	11,920	0	0
6008002 SOCIAL SECURITY	9,208	9,972	5,757	0	0
6008004 WORKERS COMPENSATION	874	972	518	0	0
6008006 LIFE INSURANCE	29	30	20	0	0
6008007 HEALTH INSURANCE	18,858	32,207	13,592	0	0
6008009 RETIREE HEALTH INSURANCE	1,270	0	0	0	0
6008010 DISABILITY INSURANCE	33	78	49	0	0
<b>0000080 Employee Benefits Totals</b>	<b>48,358</b>	<b>65,059</b>	<b>31,856</b>	<b>0</b>	<b>0</b>
<b>Exp Total for Div: 1003</b>	<b>786,517</b>	<b>759,166</b>	<b>442,511</b>	<b>0</b>	<b>0</b>
<b>Total for Div: 10000000</b>	<b>-517,177</b>	<b>-361,802</b>	<b>-312,106</b>	<b>0</b>	<b>0</b>
<b>Total for Dept: 10000000</b>	<b>-3,363,462</b>	<b>-3,045,920</b>	<b>-2,630,413</b>	<b>-3,854,307</b>	<b>-3,766,307</b>

# Law Department

County Attorney



**Law  
County Attorney**

**Mission Statement**

To legally protect and indemnify all Broome County Government in its deliberations and actions by providing effective legal representation and advice for the entire County, including the County Executive, the Legislature, all County departments and various boards.

**Description**

- Draft resolutions, local laws, contracts, and other documents at the request of all Broome County departments, boards, officers and employees.
- Defend the County of Broome, its officers and employees in all civil actions commenced against them in all local, state, and federal courts and to initiate litigation on behalf of the County to recover money and property due the County.
- Assist County departments in resolving disputes with outside vendors, contractors, and landlords to avoid litigation when possible.
- Represent and advise the Broome County Legislature, The Board of Acquisition and Contract, the Public Library, Broome Community College, the Arena Board and other County legislative and advisory boards.
- Prosecute in the name of the County and in the name of the state, children who either break the law or are in need of supervision.
- Prosecute health code violations and illegal dumping cases.
- Represent the County in all administrative hearings and reviews at the local, state, and federal level.
- Represent the Director of Office of Management and Budget in their capacity as Public Administrator of decedent's estates.
- Provide formal and informal legal advice to all departments, etc.

- Assist the Department of Risk and Insurance in mitigating legal risks faced by the County.

**2016 Objectives**

- Continue our policy of vigorously defending the County and settling litigation only when it is clearly indicated to be in the best interest of the County to do so.
- Continue to Assist County Administration and Legislature in County's economic development initiatives.
- Assist County Administration and Legislature in improving the delivery of services to County residents.
- Assist County Administration and Legislature in reviewing and revising, when necessary, the Broome County Charter.
- Continue to work with the Department of Social Services, Probation and Youth Bureau in managing placement and other services for minors in our community.

**2016 Budget Highlights**

- Maintained

Law (11010001)

<u>Title of Position</u>	<u>Grade/Unit</u>	2014 <u>Actuals</u>	As of 7/7/2015 Current <u>Authorized</u>	2016 <u>Requested</u>	2016 <u>Recommended</u>
<u>Full-Time Positions</u>					
County Attorney	AT-6	1	1	1	1
Chief Assistant County Attorney	AT-4	1	1	1	1
Senior Assistant County Attorney	AT-3	1	1	1	1
Assistant County Attorney II	AT-2	2	2	2	2
Assistant County Attorney	AT-1	1	1	1	1
Office Manager	16 Admin	1	1	1	1
Paralegal	15 Admin	1	1	1	1
Secretary	14 Admin	2	2	2	2
Total Full-Time Positions		10	10	10	10
<u>Part-time Positions</u>					
None					
Total Part-Time Positions		0	0	0	0
Total Positions		10	10	10	10

REPORT:BP033

BROOME COUNTY GOVERNMENT  
 REVENUE AND APPROPRIATION SUMMARY  
 BY DEPARTMENT AND DIVISION

FUND: 1010 General Operating  
 DEPT: 11000000 Law  
 DIV: 01 Law

Account	2014 Actuals	2015 Budget	2015 YTD Actuals As of 08/26/15	2016 Budget Requested	2016 Budget Recommended
11000000 Law					
0000002 Departmental Income					
5000310 COUNTY ATTORNEY FEES & CHARGES	206,265	307,825	18,044	307,825	307,825
5000428 OTHER CHARGES	16,611	7,400	95	7,400	7,400
0000002 Departmental Income Totals	222,876	315,225	18,139	315,225	315,225
Rev Total for Div: 1101	222,876	315,225	18,139	315,225	315,225
0000010 Personnel Service					
6001000 SALARIES FULL-TIME	586,844	622,274	379,779	643,991	643,991
0000010 Personnel Service Totals	586,844	622,274	379,779	643,991	643,991
0000040 Contractual Expenditures					
6004010 BOOKS AND SUBSCRIPTIONS	15,569	12,000	7,883	12,000	12,000
6004012 OFFICE SUPPLIES	3,740	4,000	1,374	4,000	4,000
6004055 COMPUTER SOFTWARE AND SUPPLIES	0	100	0	0	0
6004056 COMPUTER EQUIPMENT (NON CAPITAL)	876	700	0	0	0
6004100 POSTAGE AND FREIGHT	493	360	220	360	360
6004105 DUES AND MEMBERSHIPS	2,400	2,400	216	2,400	2,400
6004106 GENERAL OFFICE EXPENSES	389	375	178	375	375
6004160 MILEAGE AND PARKING-LOCAL	0	50	0	50	50
6004161 TRAVEL HOTEL AND MEALS	585	2,000	1,120	2,000	2,000
6004162 EDUCATION AND TRAINING	1,216	3,000	2,260	3,000	3,000
6004168 OTHER PERSONNEL EXPENSES	124	150	0	150	150
6004196 COPYING MACHINE RENTALS	950	2,700	1,554	2,700	2,700
6004505 CONTRACTED DATA PROCESSING SER	15,711	15,800	8,109	17,058	17,058
6004534 JUROR FEES AND COURT EXPENSES	1,607	2,500	1,347	2,500	2,500
6004537 INVESTIGATIONS EXPENSES	965	2,000	682	2,000	2,000
6004538 LEGAL CHARGES AND FEES	30,133	21,000	6,614	20,000	20,000
6004541 STENOGRAPHIC SERVICES	3,972	8,000	1,592	7,000	7,000
0000040 Contractual Expenditures Totals	78,730	77,135	33,149	75,593	75,593
0000041 Chargeback Expenses					
6004602 INSURANCE PREMIUM CHARGEBACK	223	225	113	208	208

REPORT:BP033

BROOME COUNTY GOVERNMENT  
REVENUE AND APPROPRIATION SUMMARY  
BY DEPARTMENT AND DIVISION

FUND: 1010 General Operating  
DEPT: 11000000 Law  
DIV: 01 Law

Account	2014 Actuals	2015 Budget	2015 YTD Actuals As of 08/26/15	2016 Budget Requested	2016 Budget Recommended
0000041 Chargeback Expenses Totals	223	225	113	208	208
0000060 Principal on Indebtedness					
6006008 PRINCIPAL ON CAPITAL LEASE	1,379	0	0	0	0
0000060 Principal on Indebtedness Totals	1,379	0	0	0	0
0000070 Interest on Indebtedness					
6007005 INTEREST ON CAPITAL LEASE	377	0	0	0	0
0000070 Interest on Indebtedness Totals	377	0	0	0	0
0000080 Employee Benefits					
6008001 STATE RETIREMENT	81,735	109,700	60,582	111,241	111,241
6008002 SOCIAL SECURITY	41,760	47,604	27,318	49,266	49,266
6008004 WORKERS COMPENSATION	3,531	3,384	1,692	3,381	3,381
6008006 LIFE INSURANCE	143	150	100	150	150
6008007 HEALTH INSURANCE	144,317	158,528	88,234	137,609	137,609
6008009 RETIREE HEALTH INSURANCE	100,356	100,952	73,620	110,372	110,372
6008013 HEALTH INS - RETIRE INCENTIVE	6,645	0	0	0	0
0000080 Employee Benefits Totals	378,487	420,318	251,546	412,019	412,019
<b>Exp Total for Div: 1101</b>	<b>1,046,040</b>	<b>1,119,952</b>	<b>664,587</b>	<b>1,131,811</b>	<b>1,131,811</b>
<b>Total for Div: 11000000</b>	<b>-823,164</b>	<b>-804,727</b>	<b>-646,448</b>	<b>-816,586</b>	<b>-816,586</b>



## **Law**

### **DSS Legal Unit**

#### **Mission Statement**

Provide exemplary legal representation and counsel, to effectively support the many programs administered by Broome County's Department of Social Services.

#### **Description**

The function of the Legal Unit is to represent the Department of Social Services effectively in court and administrative hearings, and to advise and furnish legal services in support of the Department's many programs.

In representing the Department's Child Welfare and Child Support Programs, the Legal Unit is the single highest volume user of Broome County Family Court. For 2014, Legal Unit Family Court appearances totaled 5,504.

The Legal Unit is the legal safeguard for Broome County's abused & neglected children. Complex Family Court cases involving child abuse, child neglect, and foster children accounted for 2,087 attorney appearances.

Revenue producing cases seeking reimbursement for public assistance and Medicaid expenditures accounted for 3,417 court appearances. Legal Unit attorneys also appear in significant appellate and other litigation, particularly litigation involving the Department's Medical Assistance and Protective Services for Adults Programs, as well as cases involving permanence for foster children. Each of these cases involves extensive preparation and court time.

The Legal Unit has also successfully taken the lead in Broome County's participation in New York State's Medicaid Provider Fraud

Demonstration Project. Over 25 audits of local area providers involving over \$50 million in Medicaid claims were audited. From 2010 through 2012 over \$970,000 in recoveries were obtained through the Legal Unit's Medicaid compliance activities. The Legal Unit continues to oversee revenue producing special litigation involving the Medicaid Program. The Legal Unit also provides significant support for Broome's exemplary welfare fraud program.

Despite reorganizations, turnover of DSS administrative and line staff, and state and federal legislative changes that make recoveries of expenditures more difficult, in addition to its successful Medicaid activities, the Legal Unit continues to be extremely revenue positive. Non-child support collections involving personal injury, property, mortgage, and estate claims for 2014 totaled \$840,725.90. Annually, for 2016, Legal Unit non-child support collections are projected to exceed \$930K. For 2015, child support collections representing recoveries of Public Assistance expenditures are projected to total an additional \$2.5M. Overall, Legal Unit 2015 collections are anticipated to total over \$3.4M.

In addition to actual monetary collections to reimburse cash welfare and Medicaid programs, the Legal Unit continued to obtain significant Medicaid cost savings through securing Court Orders requiring private health insurance to pay for health care, prior to Medicaid funds being expended. Legal Unit third party health insurance reimbursement efforts substantially contribute to over \$20 million annual Medicaid savings. These savings facilitate NY State's ability to ease its Medicaid financial burden on counties.

### **2016 Objectives**

- Continue to be revenue positive, through obtaining substantial monetary recoveries to reimburse public assistance and Medicaid expenditures.
- Provide legal counsel to facilitate Social Services' as County's Persons In Need of Supervision (PINS) lead agency, and assure compliance with State mandated juvenile justice reforms.
- Maintain compliance with Federal Title IV-E standards, by assuring legally compliant court orders are obtained involving all foster children, thereby facilitating Broome's continued receipt of substantial Federal reimbursement.

### **2016 Highlights**

- Protect children from child abuse by retaining experienced child abuse prosecuting attorneys; requested promoting experienced AT-2 to AT-3, and, eliminating AT-1 position; also requested promoting experienced AT-1 to vacant AT-2/step 5.

Law (11020001)  
DSS Legal Services

<u>Title of Position</u>	<u>Grade/Unit</u>	As of		<u>2016</u> <u>Requested</u>	<u>2016</u> <u>Recommended</u>
		<u>2014</u> <u>Actuals</u>	<u>7/7/2015</u> <u>Current</u> <u>Authorized</u>		
<u>Full-Time Positions</u>					
Deputy County Attorney	AT-5	1	1	1	1
Senior Assistant County Attorney	AT-3	2	2	3	2
Assistant County Attorney II	AT-2	2	2	2	2
Assistant County Attorney	AT-1	2	2	1	2
Office Manager	16 Admin	1	1	1	1
Paralegal	15 Admin	1	1	1	1
Secretary	14 Admin	1	1	1	1
Keyboard Specialist	9 Admin	1	1	1	1
Total Full-Time Positions		11	11	11	11
<u>Part-Time Positions</u>					
None					
Total Part-Time Positions		0	0	0	0
Total Positions		11	11	11	11

REPORT:BP033

BROOME COUNTY GOVERNMENT  
REVENUE AND APPROPRIATION SUMMARY  
BY DEPARTMENT AND DIVISION

FUND: 1010 General Operating  
DEPT: 11000000 Law  
DIV: 02 Law-DSS Legal Unit

Account	2014 Actuals	2015 Budget	2015 YTD Actuals As of 08/26/15	2016 Budget Requested	2016 Budget Recommended
<b>0000002 Departmental Income</b>					
5000313 CHARGEBACKS - D S S	1,017,556	1,066,298	485,717	1,096,223	1,092,513
<b>0000002 Departmental Income Totals</b>	<b>1,017,556</b>	<b>1,066,298</b>	<b>485,717</b>	<b>1,096,223</b>	<b>1,092,513</b>
<b>Rev Total for Div: 1102</b>	<b>1,017,556</b>	<b>1,066,298</b>	<b>485,717</b>	<b>1,096,223</b>	<b>1,092,513</b>
<b>0000010 Personnel Service</b>					
6001000 SALARIES FULL-TIME	665,967	678,744	413,251	706,730	703,797
<b>0000010 Personnel Service Totals</b>	<b>665,967</b>	<b>678,744</b>	<b>413,251</b>	<b>706,730</b>	<b>703,797</b>
<b>0000040 Contractual Expenditures</b>					
6004010 BOOKS AND SUBSCRIPTIONS	13,211	9,800	7,795	9,800	9,800
6004012 OFFICE SUPPLIES	4,243	5,000	2,671	7,000	7,000
6004100 POSTAGE AND FREIGHT	218	500	425	500	500
6004105 DUES AND MEMBERSHIPS	1,385	1,600	0	1,600	1,600
6004106 GENERAL OFFICE EXPENSES	238	200	0	200	200
6004137 ADVERTISING AND PROMOTION EXPE	174	500	84	500	500
6004161 TRAVEL HOTEL AND MEALS	2,083	1,700	725	1,700	1,700
6004162 EDUCATION AND TRAINING	1,377	1,000	1,319	1,000	1,000
6004168 OTHER PERSONNEL EXPENSES	120	180	181	180	180
6004192 SOFTWARE MAINTENANCE	2,080	2,100	2,080	0	0
6004536 WITNESS EXPENSES	0	1,500	0	1,500	1,500
6004538 LEGAL CHARGES AND FEES	10,414	12,000	9,971	12,000	12,000
6004541 STENOGRAPHIC SERVICES	39	500	725	500	500
<b>0000040 Contractual Expenditures Totals</b>	<b>35,582</b>	<b>36,580</b>	<b>25,976</b>	<b>36,480</b>	<b>36,480</b>
<b>0000041 Chargeback Expenses</b>					
6004602 INSURANCE PREMIUM CHARGEBACK	223	225	113	208	208
6004609 DATA PROCESSING CHARGEBACKS	0	0	0	2,100	2,100
6004614 OTHER CHARGEBACK EXPENSES	10	0	0	67	67
6004617 DUPLICATING/PRINTING CHARGEBAC	0	950	0	1,077	1,077
6004618 OFFICE SUPPLIES CHARGEBACK	3,542	3,200	2,005	3,142	3,142

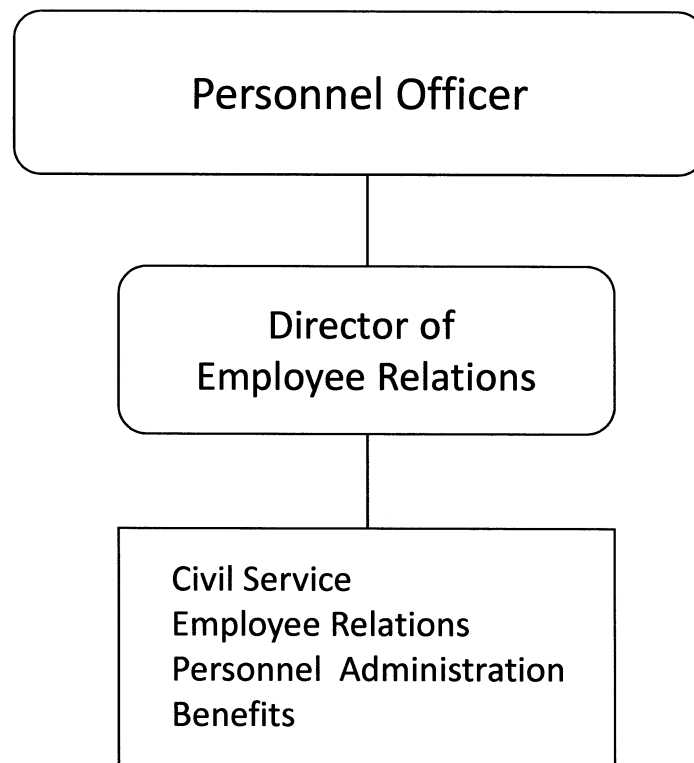
REPORT:BP033

BROOME COUNTY GOVERNMENT  
 REVENUE AND APPROPRIATION SUMMARY  
 BY DEPARTMENT AND DIVISION

FUND: 1010 General Operating  
 DEPT: 11000000 Law  
 DIV: 02 Law-DSS Legal Unit

Account	2014 Actuals	2015 Budget	2015 YTD Actuals As of 08/26/15	2016 Budget Requested	2016 Budget Recommended
0000041 Chargeback Expenses Totals	3,775	4,375	2,118	6,594	6,594
<b>0000080 Employee Benefits</b>					
6008001 STATE RETIREMENT	103,360	139,356	74,894	135,301	134,749
6008002 SOCIAL SECURITY	47,968	51,832	29,749	53,787	53,562
6008004 WORKERS COMPENSATION	3,531	3,383	1,692	3,380	3,380
6008006 LIFE INSURANCE	164	165	110	165	165
6008007 HEALTH INSURANCE	125,269	125,066	81,949	128,859	128,859
6008009 RETIREE HEALTH INSURANCE	24,927	26,797	16,618	24,927	24,927
<b>0000080 Employee Benefits Totals</b>	<b>305,219</b>	<b>346,599</b>	<b>205,012</b>	<b>346,419</b>	<b>345,642</b>
<b>Exp Total for Div: 1102</b>	<b>1,010,543</b>	<b>1,066,298</b>	<b>646,357</b>	<b>1,096,223</b>	<b>1,092,513</b>
<b>Total for Div: 11000000</b>	<b>7,013</b>	<b>0</b>	<b>-160,640</b>	<b>0</b>	<b>0</b>
<b>Total for Dept: 11000000</b>	<b>-816,151</b>	<b>-804,727</b>	<b>-807,088</b>	<b>-816,586</b>	<b>-816,586</b>

# Department of Personnel



## **Department of Personnel**

### **Mission Statement**

To administer, in a fair and equitable manner, the provisions of the New York State Civil Service Law and the Broome County Civil Service Rules with respect to the offices and employment in the classified service of 43 Broome County departments and the civil divisions therein, which include sixteen (16) towns, seven (7) village, twelve (12) school districts (except Binghamton) and two (2) special districts of the County. We also provide labor relations consulting to towns, villages and Binghamton Sewage Treatment Facility as necessary.

The department also administers various human resource functions for County government including employee relations, employee benefits, leaves of absence, record management, recruitment, training, and staff development.

In addition, the department is responsible for the administration of various federal, state and local laws, rules and regulations such as the Taylor Law, Fair Labor Standards Act, Affordable Care Act and Family and Medical Leave Act.

### **Description**

The Broome County Department of Personnel is comprised of four (4) functional units as follows:

1. The Civil Service Administration Unit administers New York State Civil Service Law, and develops and maintains the position classification plan. This unit also administers competitive

examinations, certifies payrolls, reviews applicant qualifications, reviews and approves appointments and personnel changes, oversees state mandated roster card maintenance, certifies civil service eligible lists, develops and maintains County civil service rules, provides advice, counsel and support to appointing authorities in the County, the towns, villages, school districts and special districts, and calculates all lay-offs for the County and the jurisdictions. All civil service functions are mandated by NYS Civil Service Law which forbids charging for any services; however we are allowed to charge exam fees. The state continues to decentralize more exams which are time consuming for our staff. It is the goal of this unit to uphold the standards of merit and fitness in the hiring of all civil service employees, as required by the New York State Constitution. The unit continues to work with Information Technology toward automating as much of these processes as possible to provide better service.

2. The Personnel Administration/Benefits Unit is responsible for the administration of County benefit programs (i.e. health insurance, life insurance, disability insurance, flexible spending accounts and retirement). This unit also administers the central records system (payroll and position control files), unemployment insurance, leaves of absence, is responsible for maintenance and updates of the Personnel Policy and Procedures Manual and Employee Handbook and maintains personnel files and State required roster cards under the guidance of the civil service unit. Other areas of responsibility include monitoring employee performance evaluations, salary and longevity administration, employee assistance program, recruitment, new employee orientation and development/coordination of programs to improve employee productivity and morale such as flu shot programs and coordination of special training requests. Support is provided to the Director of Employee Relations by developing and

producing specialized reports and researching employee histories. The unit ensures compliance with the Family and Medical Leave Act, Affordable Care Act, and COBRA Laws. There is coordination with the New York State Retirement System on special events such as early retirement incentives and seminars. This unit is responsible for the distribution of retirement information from the retirement system to the employees. The unit answers all employee verification requests. It is the goal of this unit to provide information services to the employees, department heads and supervisors of Broome County in an efficient and courteous manner.

3. The Director of Employee Relations is responsible for negotiating and administering eight (8) collective bargaining agreements. This includes the handling of all grievances, disciplinary matters and improper practices as well as providing advice on topics such as attendance, performance and layoffs. The unit also monitors compliance with and offers guidance on a variety of laws pertaining to the human resource function including Family and Medical Leave Act, Fair Labor Standards Act and Taylor Law. In addition, issues regarding Unemployment Benefits, State Human Rights Complaints, Federal Department of Labor and Equal Employment Opportunity Commission Complaints are addressed by this unit. The Director provides training to supervisors in the areas of discipline and contract administration and attempts to resolve issues in an informal manner. The goal is to work with County and union representatives to prevent potential problems where possible and to address problems that do arise. The Director seeks outcomes which are in the best interest of Broome County while also providing a fair and equitable workplace for the employees of Broome County.

In many cases, these outcomes alleviate costly legal expenses from arbitration hearings or other litigation. An example of such was the resolution of contract disputes in recent years with the Broome County Sheriff's Law Enforcement Officers Association. By working together with union officials the County Administration was able to resolve this contract dispute shortly before Interest Arbitration hearings were to resolve these contract disputes shortly before Interest Arbitration hearings were to begin. With many days of hearings expected, resolving these contract disputes at this stage resulted in tremendous savings to both the County and union. This continuing cooperative relationship between County administration and the various employee labor unions has proved to be successful and cost effective to both parties.

As the result of cooperative efforts of County Administration and its unions, in most cases, we are able to avoid costly, time consuming arbitration hearings. We had no hearings in 2013 and 2014 and one in 2015, which resulted in a favorable decision for the County.

4. EEOC The position of Equal Employment Opportunity Compliance Officer (EEOCO) was eliminated in the 2011 budget. In 2012 the duties and responsibilities of this position were disseminated to the Personnel Officer, the Director of Employee Relations and members of the Personnel Administration/Benefits Unit.

The responsibilities of this function include the following:

- Administration of the County's Affirmative Action plan and policies, the Minority/Women's Business Enterprise and disadvantaged Enterprise programs;



- Education and training of department heads, managers, and staff to insure that the County is compliant with federal and state legislation such as the New York State Human Rights Act, Federal Equal Employment Opportunity laws, the Americans with Disabilities Act (ADA), and NYS disability laws;
- Investigation of alleged discrimination, sexual harassment and non-compliant practices related to equal employment opportunity;
- Analysis of County employment processes including testing, hiring policies, training, promotion, etc., the development of outreach and hiring programs to attract protected class candidates to county employment;
- Outreach activities including participation in public forums focusing on public employment opportunities, the civil service process, and application procedures;
- Consultation with County departments, contractors, and project managers to insure that the County is in compliance with laws, regulations, and contractual agreements with federal and state funding agencies.

## **2016 Objectives**

1. Continue to provide in-house training and education for County departments in the following areas:
  - General Management/Supervision Skills
  - Labor Relations Issues i.e. discipline and discharge impact of Civil Service Law, federal and state labor laws, HIPAA, FMLA, FLSA and Collective Bargaining Agreements on employment issues
2. Continue to expand automation of processes
  - Establishment of Certification of Eligibles electronically for all eligible lists.
  - Continue to work with state to streamline access to exam information
  - Work with IT to make all personnel related forms available for completion on-line
  - Update website and expand on available material
3. Provide education/training to department staff
  - Identify appropriate training to enhance employee skills and improve efficiency
  - New York State Department of Civil Service, NYSAC, and various human resource associations offer free or low cost training
4. Expand training & education for civil service jurisdictions
  - Updates on civil service requirements
5. Continue to support the County administration in its efforts to provide labor relations and human resource support services to municipalities throughout the County.
6. Continue to support the implementation of the E.R.P. (PeopleSoft) systems, Human Resource Upgrade (scheduled for completion late 2015) and continue our efforts to analyze and streamline departmental procedures to match the new system. Since the inception of the new ERP/PeopleSoft program, our efforts have accounted for 15-20% of the HR/Benefits units' time.

## **2016 Budget Highlights**

### Revenue:

1. Civil Service Application Fee – Revenue from civil service exam fees is estimated to be \$12,500 in 2016.
2. Health Care Administration – We chargeback Risk & Insurance for the salary and fringe benefits for the Benefits Assistant position. That revenue line will increase slightly from \$48,892 in the 2015 budget to \$53,262 in the 2016 budget.
3. Other Departmental Chargeback- Represents chargeback for administrative services of the Secretary to the Personnel Officer for the Office of Risk and Insurance.
4. A Senior Personnel Associate, long-time Civil Service Administrator, opted to retire in the 2012 retirement incentive. She retired officially on December 31, 2012. She remained employed in a part-time capacity training remaining staff in Civil Service matters and totally retired effective December 31, 2013. This position remains unfunded.

Personnel (13000001)

<u>Title of Position</u>	<u>Grade/Unit</u>	As of			
		<u>2014</u>	<u>7/7/2015</u>	<u>2016</u>	<u>2016</u>
		<u>Actuals</u>	<u>Current</u>	<u>Requested</u>	<u>Recommended</u>
<u>Full-Time Positions</u>					
Personnel Officer	H Admin	1	1	1	1
Director of Employee Relations	E Admin	1	1	1	1
Senior Personnel Associate *	18 Admin	1	1	1	1
Personnel Associate	16 Admin	2	2	2	2
Secretary to Personnel Officer	14 Admin	1	1	1	1
Personnel Assistant	11 Admin	3	3	3	3
Benefits Assistant	11 Admin	1	1	1	1
Keyboard Specialist	9 Admin	1	1	1	1
Total Full-Time Positions		11	11	11	11
<u>Part-Time Positions</u>					
Clerk	7 Admin	1	1	1	1
Total Part-Time Positions		1	1	1	1
Total Positions		12	12	12	12

\* One position unfunded since 2013

REPORT:BP032

BROOME COUNTY GOVERNMENT  
REVENUE AND APPROPRIATION SUMMARY BY DEPARTMENT

FUND: 1010 General Operating  
DEPT: 13000000 Personnel

Account	2014 Actuals	2015 Budget	2015 YTD Actuals As of 08/26/15	2016 Budget Requested	2016 Budget Recommended
<b>0000002 Departmental Income</b>					
5000204 CIVIL SERVICE APPLICATION FEE	24,929	12,500	7,143	12,500	12,500
5000301 HEALTH CARE ADMINISTRATION	36,461	48,892	0	53,262	53,262
5000333 OTHER DEPARTMENTAL CHARGEBACK	26,000	49,500	0	49,735	49,735
5000426 MISCELLANEOUS	0	0	11	0	0
<b>0000002 Departmental Income Total</b>	<b>87,390</b>	<b>110,892</b>	<b>7,154</b>	<b>115,497</b>	<b>115,497</b>
<b>Rev Totals for Dept: 13000000</b>	<b>87,390</b>	<b>110,892</b>	<b>7,154</b>	<b>115,497</b>	<b>115,497</b>
<b>0000010 Personnel Service</b>					
6001000 SALARIES FULL-TIME	430,564	434,439	267,621	446,717	446,717
6001001 SALARIES PART-TIME	10,306	11,247	11,380	12,000	12,000
6001002 SALARIES TEMPORARY	2,978	3,700	1,995	4,070	3,700
6001003 SALARIES OVERTIME	1,914	1,000	0	1,000	1,000
<b>0000010 Personnel Service Totals</b>	<b>445,762</b>	<b>450,386</b>	<b>280,996</b>	<b>463,787</b>	<b>463,417</b>
<b>0000040 Contractual Expenditures</b>					
6004012 OFFICE SUPPLIES	1,399	1,500	1,034	1,500	1,500
6004105 DUES AND MEMBERSHIPS	315	400	100	400	400
6004106 GENERAL OFFICE EXPENSES	327	300	267	300	300
6004137 ADVERTISING AND PROMOTION EXPE	128	150	0	150	150
6004160 MILEAGE AND PARKING-LOCAL	0	50	0	50	50
6004161 TRAVEL HOTEL AND MEALS	1,271	2,600	732	2,600	2,600
6004162 EDUCATION AND TRAINING	700	300	115	650	650
6004163 MANAGEMENT TRAINING PROGRAM	0	100	0	100	100
6004168 OTHER PERSONNEL EXPENSES	0	100	0	100	100
6004169 DAY TRIP MEAL REIMBURSEMENT	8	50	0	50	50
6004196 COPYING MACHINE RENTALS	-750	1,314	450	1,400	1,400
6004573 OTHER FEES FOR SERVICES	75	2,000	3,109	4,000	4,000
<b>0000040 Contractual Expenditures Totals</b>	<b>3,473</b>	<b>8,864</b>	<b>5,807</b>	<b>11,300</b>	<b>11,300</b>
<b>0000041 Chargeback Expenses</b>					
6004602 INSURANCE PREMIUM CHARGEBACK	397	391	196	358	358

BROOME COUNTY GOVERNMENT  
 REVENUE AND APPROPRIATION SUMMARY BY DEPARTMENT

FUND: 1010 General Operating  
 DEPT: 13000000 Personnel

Account	2014 Actuals	2015 Budget	2015 YTD Actuals As of 08/26/15	2016 Budget Requested	2016 Budget Recommended
6004614 OTHER CHARGEBACK EXPENSES	26	322	0	0	0
<b>0000041 Chargeback Expenses Totals</b>	<b>423</b>	<b>713</b>	<b>196</b>	<b>358</b>	<b>358</b>
<b>0000060 Principal on Indebtedness</b>					
6006008 PRINCIPAL ON CAPITAL LEASE	1,683	0	0	0	0
<b>0000060 Principal on Indebtedness Totals</b>	<b>1,683</b>	<b>0</b>	<b>0</b>	<b>0</b>	<b>0</b>
<b>0000070 Interest on Indebtedness</b>					
6007005 INTEREST ON CAPITAL LEASE	393	0	0	0	0
<b>0000070 Interest on Indebtedness Totals</b>	<b>393</b>	<b>0</b>	<b>0</b>	<b>0</b>	<b>0</b>
<b>0000080 Employee Benefits</b>					
6008001 STATE RETIREMENT	61,058	78,825	45,220	78,047	78,047
6008002 SOCIAL SECURITY	31,026	33,235	19,517	34,174	34,174
6008004 WORKERS COMPENSATION	2,259	2,330	1,165	2,306	2,306
6008006 LIFE INSURANCE	149	165	107	105	105
6008007 HEALTH INSURANCE	133,821	146,555	85,845	137,789	137,789
6008009 RETIREE HEALTH INSURANCE	106,068	104,524	70,046	99,265	99,265
6008011 UNEMPLOYMENT INSURANCE	19	0	0	0	0
6008012 EMPLOYEE TUITION REIMBURSEMENT	7,936	10,000	8,000	10,000	10,000
6008013 HEALTH INS - RETIRE INCENTIVE	6,585	0	0	0	0
<b>0000080 Employee Benefits Totals</b>	<b>348,921</b>	<b>375,634</b>	<b>229,900</b>	<b>361,686</b>	<b>361,686</b>
<b>Exp Totals for Dept: 13000000</b>	<b>800,655</b>	<b>835,597</b>	<b>516,899</b>	<b>837,131</b>	<b>836,761</b>
<b>Total for Dept: 13000000</b>	<b>-713,265</b>	<b>-724,705</b>	<b>-509,745</b>	<b>-721,634</b>	<b>-721,264</b>

# Public Defender

Public Defender

## Legal Representation

- Pretrial
- Criminal Court
- Probation
- Parole
- Appellate
- Drug Law Resentencing
- Counsel at Arraignment
- Sex Offender Risk Assessment
- Specialty Courts
  - Drug
  - IDV
  - DV
  - Veterans

## Investigation

## Administration

- Grants Administration

## Aid to Defense

- Office of Indigent Legal Services

## **Public Defender**

### **Mission Statement**

To defend all indigent persons accused of crimes and offenses punishable by jail.

### **Description**

The Public Defender provides legal representation to all indigent persons accused of crimes or offenses in Broome County. This office acts as defense counsel from arraignment through trial and all stages of appeal for cases ranging from simple violations to homicides. This involves the full range of investigatory, pretrial, and appellate representation required in criminal cases. The office services each of the 19 village and town justice courts, the Binghamton City Court, the Broome County Court, and all higher appellate courts. Attorneys and investigators are on call 24 hours a day, seven days a week to assist recent arrestees.

### **2016 Objectives**

Insure sufficient resources to provide effective representation.

### **2016 Budget Highlights**

- SORA (Sex Offender Risk Assessments) remain constant as do their appeals with an increase in SORA Modification Hearings.
- Problem Solving Courts (e.g. Drug Court, IDV Court, DV Court, Veterans Court)
- Rockefeller Drug Resentencing Cases
- Leandra's Law – Ignition Interlock Device (IID)
- Counsel at First Appearance

Public Defender (14000001)

<u>Title of Position</u>	<u>Grade/Unit</u>	As of			
		2014 <u>Actuals</u>	7/7/2015 <u>Current Authorized</u>	2016 <u>Requested</u>	2016 <u>Recommended</u>
<u>Full-Time Positions</u>					
Public Defender	AT-6	1	1	1	1
Chief Assistant Public Defender	AT-4	1	1	1	1
Senior Assistant Public Defender	AT-3	3	3	3	3
Assistant Public Defender II	AT-2	3	3	3	3
Assistant Public Defender I	AT-1	3	3	3	3
Chief Investigator - Public Defender	27 Admin	1	1	1	1
Investigator - Public Defender	21 Admin	1	1	1	1
Secretary	13 CSEA	1	1	1	1
Stenographic Secretary	13 CSEA	1	1	1	1
Intake Specialist	11 CSEA	3	3	3	3
Keyboard Specialist	8 CSEA	2	2	2	2
Receptionist Typist	6 CSEA	1	1	1	1
Total Full-Time Positions		21	21	21	21
<u>Part-Time Positions</u>					
Assistant Public Defender I	AT-1	0	0	1	0
Total Part-Time Positions		0	0	1	0
Total Positions		21	21	22	21



REPORT:BP032

BROOME COUNTY GOVERNMENT  
REVENUE AND APPROPRIATION SUMMARY BY DEPARTMENT

FUND: 1010 General Operating  
DEPT: 14000000 Public Defender

Account	2014 Actuals	2015 Budget	2015 YTD Actuals As of 08/26/15	2016 Budget Requested	2016 Budget Recommended
<b>0000002 Departmental Income</b>					
5000110 PUBLIC DEFENDER SERVICES	1,626	2,000	497	2,000	2,000
<b>0000002 Departmental Income Total</b>	<b>1,626</b>	<b>2,000</b>	<b>497</b>	<b>2,000</b>	<b>2,000</b>
<b>0000008 State Aid</b>					
5000802 INDIGENT PAROLEES	5,014	0	0	3,500	3,500
5000810 COURT ASSIGNED ATTORNEYS	-1,215	0	0	0	0
5000818 MAJOR OFFENCE PUBLIC DEFENDER	334	20,200	12,915	30,300	30,300
<b>0000008 State Aid Total</b>	<b>4,133</b>	<b>20,200</b>	<b>12,915</b>	<b>33,800</b>	<b>33,800</b>
<b>Rev Totals for Dept: 14000000</b>	<b>5,759</b>	<b>22,200</b>	<b>13,412</b>	<b>35,800</b>	<b>35,800</b>
<b>0000010 Personnel Service</b>					
6001000 SALARIES FULL-TIME	1,207,530	1,240,740	769,598	1,268,443	1,268,443
6001001 SALARIES PART-TIME	0	0	0	24,729	0
<b>0000010 Personnel Service Totals</b>	<b>1,207,530</b>	<b>1,240,740</b>	<b>769,598</b>	<b>1,293,172</b>	<b>1,268,443</b>
<b>0000040 Contractual Expenditures</b>					
6004010 BOOKS AND SUBSCRIPTIONS	15,547	12,000	14,412	12,000	12,000
6004012 OFFICE SUPPLIES	8,088	9,084	3,403	7,000	7,000
6004041 PHOTOGRAPHIC SUPPLIES	0	100	0	100	100
6004046 GAS OIL GREASE AND DIESEL FUEL	0	50	10	50	50
6004055 COMPUTER SOFTWARE AND SUPPLIES	1,742	0	0	0	0
6004100 POSTAGE AND FREIGHT	0	100	0	100	100
6004105 DUES AND MEMBERSHIPS	0	0	0	425	425
6004106 GENERAL OFFICE EXPENSES	6,827	4,000	6,928	7,000	7,000
6004131 PHOTOGRAPHIC EXPENSES	0	100	0	50	50
6004160 MILEAGE AND PARKING-LOCAL	14,886	14,000	5,928	15,000	15,000
6004161 TRAVEL HOTEL AND MEALS	1,326	200	0	100	100
6004162 EDUCATION AND TRAINING	641	750	625	750	750
6004168 OTHER PERSONNEL EXPENSES	360	50	0	150	150
6004169 DAY TRIP MEAL REIMBURSEMENT	0	50	0	50	50
6004196 COPYING MACHINE RENTALS	1,673	5,500	2,800	5,500	5,500

REPORT:BP032

BROOME COUNTY GOVERNMENT  
REVENUE AND APPROPRIATION SUMMARY BY DEPARTMENT

FUND: 1010 General Operating  
DEPT: 14000000 Public Defender

Account	2014 Actuals	2015 Budget	2015 YTD Actuals As of 08/26/15	2016 Budget Requested	2016 Budget Recommended
6004536 WITNESS EXPENSES	1,840	10,200	11,075	12,000	12,000
6004538 LEGAL CHARGES AND FEES	767	500	200	500	500
6004541 STENOGRAPHIC SERVICES	824	1,000	1,450	1,000	1,000
<b>0000040 Contractual Expenditures Totals</b>	<b>54,521</b>	<b>57,684</b>	<b>46,831</b>	<b>61,775</b>	<b>61,775</b>
<b>0000041 Chargeback Expenses</b>					
6004602 INSURANCE PREMIUM CHARGEBACK	2,670	1,621	811	1,485	1,485
6004605 COUNTY ATTORNEY CHARGEBACKS	263	0	0	0	0
6004614 OTHER CHARGEBACK EXPENSES	0	712	0	0	0
6004615 GASOLINE CHARGEBACK	2,635	3,126	876	3,000	3,000
6004616 FLEET SERVICE CHARGEBACK	4,462	4,462	4,462	3,876	3,876
6004626 TRANSPORTATION SERVICES CHARGE	0	0	0	6,142	6,142
<b>0000041 Chargeback Expenses Totals</b>	<b>10,030</b>	<b>9,921</b>	<b>6,149</b>	<b>14,503</b>	<b>14,503</b>
<b>0000060 Principal on Indebtedness</b>					
6006008 PRINCIPAL ON CAPITAL LEASE	3,455	0	0	0	0
<b>0000060 Principal on Indebtedness Totals</b>	<b>3,455</b>	<b>0</b>	<b>0</b>	<b>0</b>	<b>0</b>
<b>0000070 Interest on Indebtedness</b>					
6007005 INTEREST ON CAPITAL LEASE	565	0	0	0	0
<b>0000070 Interest on Indebtedness Totals</b>	<b>565</b>	<b>0</b>	<b>0</b>	<b>0</b>	<b>0</b>
<b>0000080 Employee Benefits</b>					
6008001 STATE RETIREMENT	184,628	253,326	120,346	233,406	230,785
6008002 SOCIAL SECURITY	87,635	94,912	55,793	98,927	97,035
6008004 WORKERS COMPENSATION	7,050	6,781	3,391	7,472	7,472
6008006 LIFE INSURANCE	306	315	198	330	315
6008007 HEALTH INSURANCE	235,650	256,904	140,127	227,608	227,608
6008009 RETIREE HEALTH INSURANCE	6,859	7,374	14,861	23,321	23,321
6008010 DISABILITY INSURANCE	617	624	389	760	760
<b>0000080 Employee Benefits Totals</b>	<b>522,745</b>	<b>620,236</b>	<b>335,105</b>	<b>591,824</b>	<b>587,296</b>

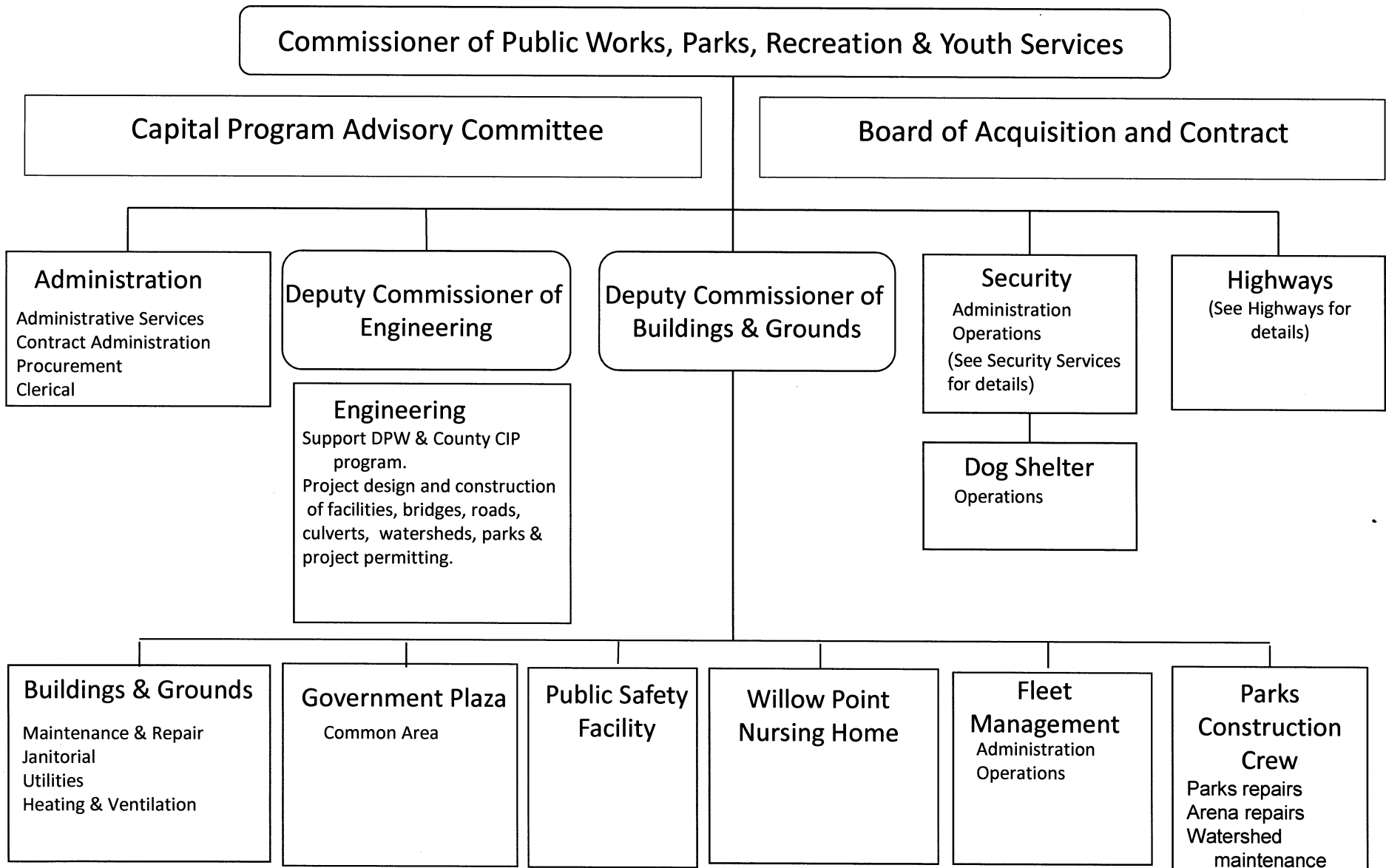
REPORT:BP032

BROOME COUNTY GOVERNMENT  
REVENUE AND APPROPRIATION SUMMARY BY DEPARTMENT

FUND: 1010 General Operating  
DEPT: 14000000 Public Defender

Account	2014 Actuals	2015 Budget	2015 YTD Actuals As of 08/26/15	2016 Budget Requested	2016 Budget Recommended
Exp Totals for Dept: 14000000	1,798,846	1,928,581	1,157,683	1,961,274	1,932,017
Total for Dept: 14000000	-1,793,087	-1,906,381	-1,144,271	-1,925,474	-1,896,217

# Public Work, Parks, Recreation & Youth Services



**Public Works, Parks, Recreation & Youth Services  
Administration**

**Mission Statement**

Provide clerical, accounting, contract administration, and related services to the other Divisions of Public Works.

**Description**

The Division provides staff and support functions to the other Divisions of Public Works and for Department of Public Works Capital Projects.

**2016 Objectives**

Maintain high quality of services rendered to other Divisions of Public Works.

**2016 Budget Highlight**

Continue to provide efficient cost-effective support to all divisions of the department

Monitoring capital program to maintain physical betterments of the County.

Public Works,Parks, Recreation & Youth Services (15010001)  
Administration

<u>Title of Position</u>	<u>Grade/Unit</u>	2014 <u>Actuals</u>	As of 7/7/2015 Current <u>Authorized</u>	2016 <u>Requested</u>	2016 <u>Recommended</u>
<u>Full-Time Positions</u>					
Commissioner of Public Works, Parks, Recreation & Youth Services	I Admin	1	1	1	1
Principal Account Clerk	13 CSEA	1	1	1	1
Total Full-Time Positions		2	2	2	2
<u>Part-Time Positions</u>					
None					
Total Part-Time Positions		0	0	0	0
Total Positions		2	2	2	2

BROOME COUNTY GOVERNMENT  
 REVENUE AND APPROPRIATION SUMMARY  
 BY DEPARTMENT AND DIVISION

FUND: 1010 General Operating  
 DEPT: 15000000 Public Works  
 DIV: 01 DPW-Admin

Account	2014 Actuals	2015 Budget	2015 YTD Actuals As of 08/26/15	2016 Budget Requested	2016 Budget Recommended
15000000 Public Works					
0000002 Departmental Income					
5000333 OTHER DEPARTMENTAL CHARGEBACK	127,405	128,955	128,955	128,196	128,196
0000002 Departmental Income Totals	127,405	128,955	128,955	128,196	128,196
Rev Total for Div: 1501	127,405	128,955	128,955	128,196	128,196
0000010 Personnel Service					
6001000 SALARIES FULL-TIME	126,892	127,789	79,035	128,888	128,888
0000010 Personnel Service Totals	126,892	127,789	79,035	128,888	128,888
0000040 Contractual Expenditures					
6004012 OFFICE SUPPLIES	299	500	324	500	500
6004196 COPYING MACHINE RENTALS	1,962	1,962	1,308	1,962	1,962
0000040 Contractual Expenditures Totals	2,261	2,462	1,632	2,462	2,462
0000041 Chargeback Expenses					
6004602 INSURANCE PREMIUM CHARGEBACK	610	607	304	5,124	5,124
0000041 Chargeback Expenses Totals	610	607	304	5,124	5,124
0000060 Principal on Indebtedness					
6006008 PRINCIPAL ON CAPITAL LEASE	1,965	0	0	0	0
0000060 Principal on Indebtedness Totals	1,965	0	0	0	0
0000070 Interest on Indebtedness					
6007005 INTEREST ON CAPITAL LEASE	147	0	0	0	0
0000070 Interest on Indebtedness Totals	147	0	0	0	0

REPORT:BP033

BROOME COUNTY GOVERNMENT  
REVENUE AND APPROPRIATION SUMMARY  
BY DEPARTMENT AND DIVISION

FUND: 1010 General Operating  
DEPT: 15000000 Public Works  
DIV: 01 DPW-Admin

Account	2014 Actuals	2015 Budget	2015 YTD Actuals As of 08/26/15	2016 Budget Requested	2016 Budget Recommended
<b>0000080 Employee Benefits</b>					
6008001 STATE RETIREMENT	18,353	25,941	13,564	24,231	24,231
6008002 SOCIAL SECURITY	9,114	9,775	5,776	9,860	9,860
6008004 WORKERS COMPENSATION	200	200	100	665	665
6008006 LIFE INSURANCE	30	30	19	30	30
6008007 HEALTH INSURANCE	33,510	35,613	13,474	22,558	22,558
6008009 RETIREE HEALTH INSURANCE	42,869	46,084	28,579	42,870	42,870
6008010 DISABILITY INSURANCE	78	78	49	95	95
<b>0000080 Employee Benefits Totals</b>	<b>104,154</b>	<b>117,721</b>	<b>61,561</b>	<b>100,309</b>	<b>100,309</b>
<b>Exp Total for Div: 1501</b>	<b>236,029</b>	<b>248,579</b>	<b>142,532</b>	<b>236,783</b>	<b>236,783</b>
<b>Total for Div: 15000000</b>	<b>-108,624</b>	<b>-119,624</b>	<b>-13,577</b>	<b>-108,587</b>	<b>-108,587</b>



## **Public Works, Parks, Recreation & Youth Services Buildings & Grounds**

### **Mission Statement**

Provide a diverse range of efficient and cost-effective high quality services, which will ensure uninterrupted facility utilization while providing an atmosphere of professionalism to both internal and external customers.

### **Description**

Provide primary maintenance operations to the Court House Complex, the Fleet Garage, George Harvey Justice Building, Edwin L. Crawford County Office Building, Public Safety Facility, Dog Shelter, and Intermodal.

Provide secondary maintenance operations to the Binghamton Regional Airport (Edwin A. Link Field), Library, Arena, Forum, Health, Mental Health, Transit, Social Services, Central Foods, Department of Motor Vehicles, WPNH.

Under the Government Tripartite Agreement – providing primary maintenance operations of the Governmental Plaza.

### **2016 Objectives**

- Provide a pleasant, safe, and healthy environment for Broome County employees and external customers.

- To minimize risk to County employees and residents from natural and man-made disasters.
- To maximize facility assets by minimizing equipment failure.

### **2016 Budget Highlights**

- Maintain physical betterments of County in a cost effective manner.
- Assist other department divisions utilizing part-time labor.

Public Works,Parks, Recreation & Youth Services (15020101)  
Buildings & Grounds

<u>Title of Position</u>	<u>Grade/Unit</u>	<u>2014 Actuals</u>	<u>As of 7/7/2015 Current Authorized</u>	<u>2016 Requested</u>	<u>2016 Recommended</u>
<u>Full-Time Positions</u>					
Deputy Commissioner of Public Works,Parks, Recreation & Youth Services/Buildings & Grounds	F Admin	1	1	1	1
Facilities Manager	22 BAPA	4	4	4	4
Park Operations Manager	AFSCME	1	1	1	1
Electrician	AFSCME	2	2	2	2
Senior Maintenance Mechanic	AFSCME	10	10	10	10
Stationary Engineer	AFSCME	2	2	2	2
Construction Worker	AFSCME	3	3	3	3
HVAC Systems Technician III*	AFSCME	5	5	5	5
Custodial Supervisor	AFSCME	1	1	1	1
Custodial Worker	AFSCME	13	13	13	13
Total Full-Time Positions		42	42	42	42
<u>Part-Time Positions</u>					
Custodial Worker	AFSCME	2	0	0	0
Total Part-Time Positions		2	0	0	0
Total Positions		44	42	42	42

\* One position unfunded since 2014

BROOME COUNTY GOVERNMENT  
 REVENUE AND APPROPRIATION SUMMARY  
 BY DEPARTMENT AND DIVISION

FUND: 1010 General Operating  
 DEPT: 15000000 Public Works  
 DIV: 02 DPW-Bldgs/Grounds

Account	2014 Actuals	2015 Budget	2015 YTD Actuals As of 08/26/15	2016 Budget Requested	2016 Budget Recommended
<b>0000002 Departmental Income</b>					
5000186 REIMBURSEMENT - GOVERNMENT PLA	149,067	187,000	37,992	158,000	158,000
5000302 BUILDING SERVICE CHARGEBACKS	485,352	571,276	122,933	558,620	558,620
5000312 RENTAL CHARGEBACKS	60,430	60,430	0	60,430	60,430
<b>0000002 Departmental Income Totals</b>	<b>694,849</b>	<b>818,706</b>	<b>160,925</b>	<b>777,050</b>	<b>777,050</b>
<b>0000003 Use of Money</b>					
5000451 INTEREST AND EARNINGS	24	0	0	0	0
<b>0000003 Use of Money Totals</b>	<b>24</b>	<b>0</b>	<b>0</b>	<b>0</b>	<b>0</b>
<b>0000007 Misc Interfund Revenues</b>					
5000530 REFUNDS OF PRIOR YEARS EXPENDI	12,729	0	0	0	0
5000533 UNCLASSIFIED REVENUES	11,398	10,000	1,688	10,000	10,000
5000534 TRANSFER FROM INSURANCE RESERV	7,930	1,663	1,869	0	0
5000538 ENERGY REIMBURSEMENT	16,107	0	0	0	0
5000545 CREDIT CARD REBATES	67	0	0	0	0
<b>0000007 Misc Interfund Revenues Totals</b>	<b>48,231</b>	<b>11,663</b>	<b>3,557</b>	<b>10,000</b>	<b>10,000</b>
<b>0000008 State Aid</b>					
5000809 STATE AID - COURT FACILITIES	461,545	375,000	428,870	400,000	400,000
<b>0000008 State Aid Totals</b>	<b>461,545</b>	<b>375,000</b>	<b>428,870</b>	<b>400,000</b>	<b>400,000</b>
<b>Rev Total for Div: 1502</b>	<b>1,204,649</b>	<b>1,205,369</b>	<b>593,352</b>	<b>1,187,050</b>	<b>1,187,050</b>
<b>0000010 Personnel Service</b>					
6001000 SALARIES FULL-TIME	1,872,203	1,872,990	1,160,567	1,915,168	1,915,168
6001002 SALARIES TEMPORARY	305,142	257,000	181,061	284,510	284,510
6001003 SALARIES OVERTIME	50,720	45,000	41,730	65,000	65,000
6001004 SALARIES SHIFT DIFFERENTIAL	4,724	4,000	3,160	4,000	4,000
6001006 OUT OF TITLE PAY	7,326	2,500	3,925	3,000	3,000
6001008 STAND-BY PAY	1,373	1,000	1,010	1,000	1,000

REPORT:BP033

BROOME COUNTY GOVERNMENT  
REVENUE AND APPROPRIATION SUMMARY  
BY DEPARTMENT AND DIVISION

FUND: 1010 General Operating  
DEPT: 15000000 Public Works  
DIV: 02 DPW-Bldgs/Grounds

Account	2014 Actuals	2015 Budget	2015 YTD Actuals As of 08/26/15	2016 Budget Requested	2016 Budget Recommended
6001009 OTHER PERSONNEL SERVICES	9,975	9,500	9,750	9,750	9,750
<b>0000010 Personnel Service Totals</b>	<b>2,251,463</b>	<b>2,191,990</b>	<b>1,401,203</b>	<b>2,282,428</b>	<b>2,282,428</b>
<b>0000040 Contractual Expenditures</b>					
6004005 SNOW REMOVAL MATERIALS & SUPPL	0	1,000	0	1,000	1,000
6004010 BOOKS AND SUBSCRIPTIONS	158	500	314	400	400
6004012 OFFICE SUPPLIES	490	1,050	0	500	500
6004021 BLDG MAINTENANCE SUPPLIES	98,963	91,490	52,517	96,000	96,000
6004022 FUEL AND HEATING SUPPLIES	310,103	353,312	238,483	319,000	326,500
6004023 BLDG AND GROUNDS SUPPLIES	196,575	106,221	52,134	107,000	107,000
6004030 FOOD AND BEVERAGES	107	0	23	0	0
6004040 MOTOR EQUIPMENT SUPPLIES	767	1,000	0	1,000	1,000
6004046 GAS OIL GREASE AND DIESEL FUEL	795	5,000	5,133	6,000	6,000
6004047 TIRES AND TUBES	0	900	0	500	500
6004048 MISC OPERATIONAL SUPPLIES	39,552	38,454	41,219	41,500	41,500
6004052 UNIFORMS	2,850	2,500	243	1,500	1,500
6004054 SAFETY SUPPLIES	9,067	7,144	3,364	7,500	7,500
6004055 COMPUTER SOFTWARE AND SUPPLIES	2,287	500	0	0	0
6004056 COMPUTER EQUIPMENT(NON CAPITAL	3,796	6,085	585	0	0
6004100 POSTAGE AND FREIGHT	369	100	66	100	100
6004112 BLDG GROUNDS AND EQUIP REPAIR	53,424	80,501	121,548	70,000	70,000
6004113 WATER AND SEWAGE CHARGES	231,229	223,450	113,597	223,800	234,300
6004115 ELECTRIC CURRENT	616,145	715,000	428,209	606,500	618,500
6004117 BUILDING AND GROUNDS EXPENSES	247,394	270,000	91,095	250,000	250,000
6004137 ADVERTISING AND PROMOTION EXPE	19	0	0	0	0
6004138 OTHER OPERATIONAL EXPENSES	60,023	84,000	23,168	72,000	72,000
6004161 TRAVEL HOTEL AND MEALS	1,433	3,000	513	3,000	3,000
6004162 EDUCATION AND TRAINING	505	6,000	510	6,000	6,000
6004192 SOFTWARE MAINTENANCE	0	3,000	0	0	0
6004196 COPYING MACHINE RENTALS	158	642	0	500	500
6004200 PROPERTY LOSS	5,870	0	1,726	0	0
6004203 INSURANCE CLAIMS	2,060	143	143	0	0
6004255 CONTRACTED SERVICES	0	0	33,968	0	0
<b>0000040 Contractual Expenditures Totals</b>	<b>1,884,139</b>	<b>2,000,992</b>	<b>1,208,558</b>	<b>1,813,800</b>	<b>1,843,800</b>
<b>0000041 Chargeback Expenses</b>					
6004602 INSURANCE PREMIUM CHARGEBACK	61,162	60,910	30,455	51,232	51,232
6004604 DPW SECURITY CHARGEBACKS	72,476	96,635	48,318	98,501	98,501
6004605 COUNTY ATTORNEY CHARGEBACKS	41,715	50,050	0	50,050	50,050

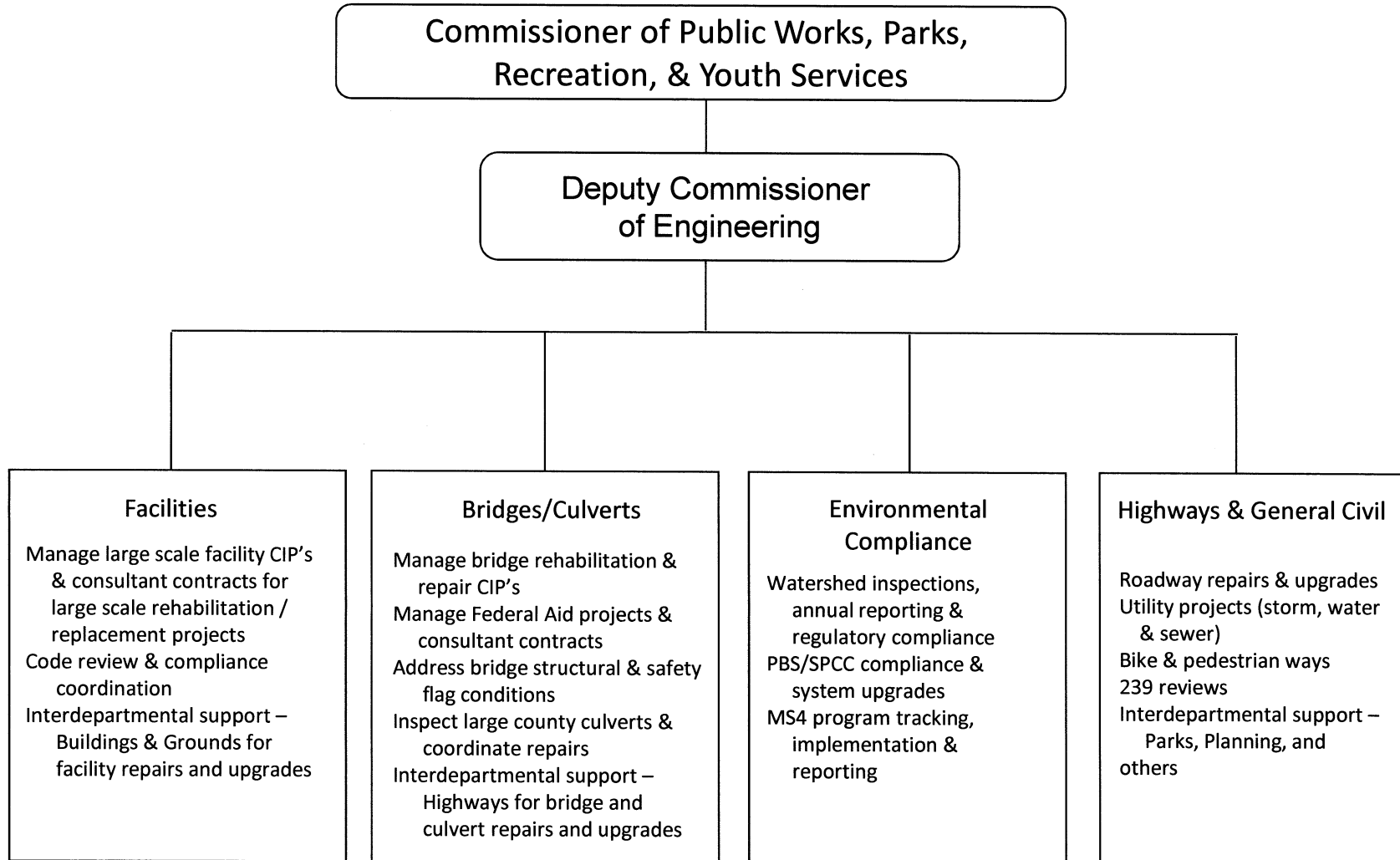
REPORT:BP033

BROOME COUNTY GOVERNMENT  
 REVENUE AND APPROPRIATION SUMMARY  
 BY DEPARTMENT AND DIVISION

FUND: 1010 General Operating  
 DEPT: 15000000 Public Works  
 DIV: 02 DPW-Bldgs/Grounds

Account	2014 Actuals	2015 Budget	2015 YTD Actuals As of 08/26/15	2016 Budget Requested	2016 Budget Recommended
6004609 DATA PROCESSING CHARGEBACKS	0	0	0	4,500	4,500
6004610 PERSONNEL SERVICES CHARGEBACKS	106	0	0	0	0
6004614 OTHER CHARGEBACK EXPENSES	5,815	6,500	5,264	6,500	6,500
6004615 GASOLINE CHARGEBACK	47,364	54,950	17,001	48,900	48,900
6004616 FLEET SERVICE CHARGEBACK	60,237	60,237	60,237	52,326	52,326
6004619 BUILDING SERVICE CHARGEBACK	72,965	20,000	9,348	20,000	20,000
6004626 TRANSPORTATION SERVICES CHARGE	68,573	85,176	85,176	90,000	90,000
<b>0000041 Chargeback Expenses Totals</b>	<b>430,413</b>	<b>434,458</b>	<b>255,799</b>	<b>422,009</b>	<b>422,009</b>
<b>0000080 Employee Benefits</b>					
6008001 STATE RETIREMENT	310,928	438,146	222,983	361,637	361,637
6008002 SOCIAL SECURITY	163,048	168,795	101,240	174,610	174,610
6008004 WORKERS COMPENSATION	36,871	45,952	22,976	57,693	57,693
6008006 LIFE INSURANCE	614	615	409	615	615
6008007 HEALTH INSURANCE	441,553	482,554	278,854	446,316	446,316
6008009 RETIREE HEALTH INSURANCE	317,963	310,989	223,975	333,770	333,770
6008011 UNEMPLOYMENT INSURANCE	743	0	1,360	0	0
6008013 HEALTH INS - RETIRE INCENTIVE	12,532	0	0	0	0
<b>0000080 Employee Benefits Totals</b>	<b>1,284,252</b>	<b>1,447,051</b>	<b>851,797</b>	<b>1,374,641</b>	<b>1,374,641</b>
<b>Exp Total for Div: 1502</b>	<b>5,850,267</b>	<b>6,074,491</b>	<b>3,717,357</b>	<b>5,892,878</b>	<b>5,922,878</b>
<b>Total for Div: 15000000</b>	<b>-4,645,618</b>	<b>-4,869,122</b>	<b>-3,124,005</b>	<b>-4,705,828</b>	<b>-4,735,828</b>

# Engineering



## **Public Works, Parks, Recreation & Youth Services Engineering**

### **Mission Statement**

The mission of the DPW Engineering Division is to provide quality engineering design, support, and project management services required to maintain County infrastructure including bridges, culverts, facilities and roadways; and to deliver technical support to other Public Works Divisions, County Departments, and residents of Broome County.

### **Description**

The Engineering Division is a principal unit of the Department of Public Works. Our primary objective is to provide engineering design, support, and project management for repair, renovation, rehabilitation, and/or replacement projects related to County buildings, bridges, roadways, watersheds, culverts, facilities and all County infrastructure.

Our fundamental responsibility is the implementation of projects identified by the County Legislature through the Capital Improvement Program (CIP) in conjunction with projects initiated via individual departmental operating budgets. Although many of the major projects managed by the Engineering Division originate within our own Capital Improvement Program, we also provide project support and management to other Divisions within Public Works (Highways, Buildings & Grounds, Parks & Recreation, etc.), as well as to other Departments within Broome County (Public Safety, Planning & Economic Development, Willow Point Nursing Home, Aviation, etc.).

In addition to our CIP project responsibilities, Division personnel are responsible for ongoing monitoring and maintenance projects related to the County's 108 bridges and 126 large diameter culverts. The 21 flood control watersheds owned by Broome County are inspected annually by Division staff, and who also coordinate with other departments to keep these structures in compliance with state and federal regulations. The Engineering Division is also tasked with maintaining environmental compliance related to County-wide environmental permitting including: (1) the County's MS4 stormwater permit program and implementation, and (2) Bulk Petroleum Storage permitting and requirements.

### **2016 Objectives**

The Engineering Division is committed to furnishing engineering services to Broome County in an efficient and cost-effective manner. We strive for engineering excellence and professional development of staff. Our 2016 objectives include:

- To deliver cost effective service that is timely and responsive to all County-wide departmental and public needs within the limits of the resources available.
- To work in unison with all County Departments in regard to their maintenance needs and Capital Improvement programs.
- To advance the development of a multi-functional engineering division with major emphasis on highways, bridges, buildings & grounds, and parks with a multi-disciplined staff.

- To continue to re-organize the Division's major reference data bases and filing system for better accessibility and efficiency during 2016 this will include:
- Complete the electronic filing and linking of all County ROW plans to our GIS system for easier retrieval.
- Continue the reorganization, scanning and electronic filing of all plan sets in our flat files.
- Continue processing all new projects in electronic format.
- To promote high technical standards, encourage leadership and career development amongst existing staff.

#### **2016 Budget Highlights**

- Eliminated costs and inefficiencies from the electronic bid distribution system.
- Coordination of efforts among department divisions to reduce costs.



Public Works, Parks, Recreation & Youth Services (15030001)  
Engineering

<u>Title of Position</u>	<u>Grade/Unit</u>	<u>2014 Actuals</u>	<u>As of 7/7/2015 Current Authorized</u>	<u>2016 Requested</u>	<u>2016 Recommended</u>
<u>Full-Time Positions</u>					
Deputy Commissioner of Public Works, Parks, Recreation & Youth Services/Engineering	H Admin	1	1	1	1
Engineer III	28 BAPA	2	2	2	2
Engineer II	24 CSEA	2	2	3	3
Engineer I *	21 CSEA	4	4	3	3
Assistant Engineer	17 CSEA	2	2	2	2
Total Full-Time Positions		11	11	11	11
<u>Part-Time Positions</u>					
None					
Total Part-Time Positions		0	0	0	0
Total Positions		11	11	11	11

\* Two positions unfunded since 2011

REPORT:BP033

BROOME COUNTY GOVERNMENT  
REVENUE AND APPROPRIATION SUMMARY  
BY DEPARTMENT AND DIVISION

FUND: 1010 General Operating  
DEPT: 15000000 Public Works  
DIV: 03 DPW-Engineering

Account	2014 Actuals	2015 Budget	2015 YTD Actuals As of 08/26/15	2016 Budget Requested	2016 Budget Recommended
<b>0000007 Misc Interfund Revenues</b>					
5000534 TRANSFER FROM INSURANCE RESERV	1,065	0	0	0	0
<b>0000007 Misc Interfund Revenues Totals</b>	<b>1,065</b>	<b>0</b>	<b>0</b>	<b>0</b>	<b>0</b>
<b>0000009 Federal Aid</b>					
5000922 OTHER FEDERAL AID	12,200	25,000	0	50,000	50,000
<b>0000009 Federal Aid Totals</b>	<b>12,200</b>	<b>25,000</b>	<b>0</b>	<b>50,000</b>	<b>50,000</b>
<b>Rev Total for Div: 1503</b>	<b>13,265</b>	<b>25,000</b>	<b>0</b>	<b>50,000</b>	<b>50,000</b>
<b>0000010 Personnel Service</b>					
6001000 SALARIES FULL-TIME	630,033	634,373	428,838	621,124	621,124
6001002 SALARIES TEMPORARY	590	4,050	12,105	9,556	9,556
6001003 SALARIES OVERTIME	7,905	6,000	1,752	6,750	6,750
<b>0000010 Personnel Service Totals</b>	<b>638,528</b>	<b>644,423</b>	<b>442,695</b>	<b>637,430</b>	<b>637,430</b>
<b>0000040 Contractual Expenditures</b>					
6004010 BOOKS AND SUBSCRIPTIONS	153	1,000	0	600	600
6004011 DUPLICATING AND PRINTING RM SU	0	800	0	500	500
6004012 OFFICE SUPPLIES	781	800	364	800	800
6004042 ENGINEERING SUPPLIES	905	2,000	371	3,000	3,000
6004048 MISC OPERATIONAL SUPPLIES	149	990	197	0	0
6004054 SAFETY SUPPLIES	240	1,000	80	1,000	1,000
6004055 COMPUTER SOFTWARE AND SUPPLIES	-4,680	9,199	210	0	0
6004056 COMPUTER EQUIPMENT (NON CAPITAL	11,875	615	615	0	0
6004100 POSTAGE AND FREIGHT	22	100	14	100	100
6004105 DUES AND MEMBERSHIPS	165	200	0	200	200
6004137 ADVERTISING AND PROMOTION EXPE	1,311	1,000	638	1,000	1,000
6004138 OTHER OPERATIONAL EXPENSES	0	940	440	500	500
6004162 EDUCATION AND TRAINING	1,772	2,200	0	2,200	2,200
6004196 COPYING MACHINE RENTALS	-762	1,320	1,011	1,320	1,320
6004203 INSURANCE CLAIMS	1,065	0	0	0	0
6004572 ENGINEERING AND ARCHITECTURAL	77,260	0	0	0	0

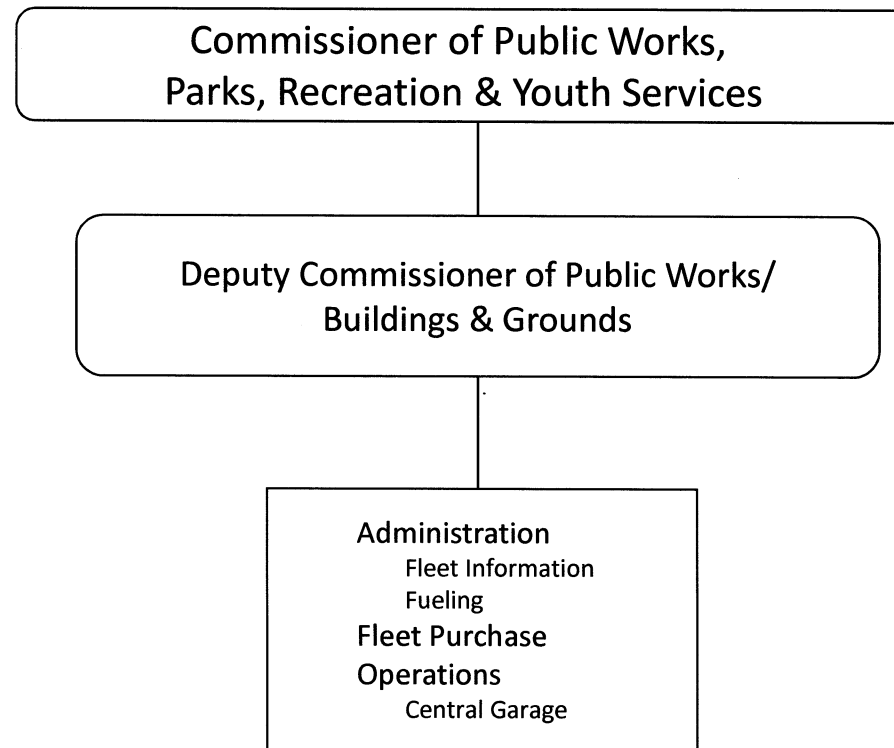
REPORT:BP033

BROOME COUNTY GOVERNMENT  
 REVENUE AND APPROPRIATION SUMMARY  
 BY DEPARTMENT AND DIVISION

FUND: 1010 General Operating  
 DEPT: 15000000 Public Works  
 DIV: 03 DPW-Engineering

Account	2014 Actuals	2015 Budget	2015 YTD Actuals As of 08/26/15	2016 Budget Requested	2016 Budget Recommended
6004573 OTHER FEES FOR SERVICES	2,445	0	0	0	0
<b>0000040 Contractual Expenditures Totals</b>	<b>92,701</b>	<b>22,164</b>	<b>3,940</b>	<b>11,220</b>	<b>11,220</b>
<b>0000041 Chargeback Expenses</b>					
6004615 GASOLINE CHARGEBACK	5,039	5,950	2,263	5,100	5,100
6004616 FLEET SERVICE CHARGEBACK	8,924	8,924	8,924	7,752	7,752
<b>0000041 Chargeback Expenses Totals</b>	<b>13,963</b>	<b>14,874</b>	<b>11,187</b>	<b>12,852</b>	<b>12,852</b>
<b>0000080 Employee Benefits</b>					
6008001 STATE RETIREMENT	104,134	137,058	67,024	112,219	112,219
6008002 SOCIAL SECURITY	45,564	48,989	31,817	48,764	48,764
6008004 WORKERS COMPENSATION	3,349	3,254	1,627	3,959	3,959
6008006 LIFE INSURANCE	135	135	85	135	135
6008007 HEALTH INSURANCE	123,795	130,456	70,685	113,936	113,936
6008009 RETIREE HEALTH INSURANCE	187,442	177,617	131,947	204,987	204,987
6008010 DISABILITY INSURANCE	460	468	292	468	468
6008013 HEALTH INS - RETIRE INCENTIVE	1,219	0	0	0	0
<b>0000080 Employee Benefits Totals</b>	<b>466,098</b>	<b>497,977</b>	<b>303,477</b>	<b>484,468</b>	<b>484,468</b>
<b>Exp Total for Div: 1503</b>	<b>1,211,290</b>	<b>1,179,438</b>	<b>761,299</b>	<b>1,145,970</b>	<b>1,145,970</b>
<b>Total for Div: 15000000</b>	<b>-1,198,025</b>	<b>-1,154,438</b>	<b>-761,299</b>	<b>-1,095,970</b>	<b>-1,095,970</b>
<b>Total for Dept: 15000000</b>	<b>-5,952,267</b>	<b>-6,143,184</b>	<b>-3,898,881</b>	<b>-5,910,385</b>	<b>-5,940,385</b>

# Fleet Management



**Public Works, Parks, Recreation & Youth Services  
Fleet Management**

**Mission Statement**

The Fleet Management division's mission is to provide and maintain a fleet of vehicles that will meet the needs of the individual departments with safety, efficiency, and ease of operation.

**Description**

We maintain the fleet vehicles from purchase to disposal. Vehicles are purchased according to state contract prices; they are serviced and inspected for safety. Vehicles are disposed of when the vehicle has met its expected life span.

**2016 Objectives**

- To continue to provide service to vehicles at a cost less than \$.55 per mile.
- To develop a newer more fuel-efficient fleet.
- To continue to purchase new vehicles to meet criteria on alternatively fueled vehicles.
- To reduce the incident ratio on repairs to vehicles.

**2016 Budget Highlights**

- Cost effectively maintain a fleet of safe vehicles.
- Purchase fuel efficient vehicles to contain costs.

Public Works, Parks, Recreation & Youth Services (09000001)  
Fleet Management

<u>Title of Position</u>	<u>Grade/Unit</u>	2014 <u>Actuals</u>	As of 7/7/2015 Current <u>Authorized</u>	2016 <u>Requested</u>	2016 <u>Recommended</u>
<u>Full-Time Positions</u>					
Head Automotive Mechanic *	17 CSEA	1	1	0	0
Automotive Mechanic	13 CSEA	3	3	3	3
Total Full-Time Positions		4	4	3	3
<u>Part-Time Positions</u>					
None					
Total Part-Time Positions		0	0	0	0
Total Positions		4	4	3	3

\*One position unfunded since 2011 abolished in 2016

BROOME COUNTY GOVERNMENT  
REVENUE AND APPROPRIATION SUMMARY BY DEPARTMENT

FUND: 2070 Fleet Operating  
DEPT: 09000000 Fleet Management

Account	2014 Actuals	2015 Budget	2015 YTD Actuals As of 08/26/15	2016 Budget Requested	2016 Budget Recommended
<b>0000002 Departmental Income</b>					
5000189 OTHER LOCAL GOVERNMENTS	51,605	48,125	18,862	41,250	41,250
5000229 BCC CHARGES	27,799	26,250	3,730	22,500	22,500
5000303 CHARGES FOR USE OF COUNTY CAR	135,499	197,608	197,608	221,962	221,962
5000304 CHARGES FOR GAS	481,154	557,308	155,581	525,540	525,540
5000326 CHARGEBACKS-MOTOR VEH SERVICE	459,586	452,893	452,893	389,538	389,538
<b>0000002 Departmental Income Total</b>	<b>1,155,643</b>	<b>1,282,184</b>	<b>828,674</b>	<b>1,200,790</b>	<b>1,200,790</b>
<b>0000003 Use of Money</b>					
5000451 INTEREST AND EARNINGS	387	500	149	200	200
<b>0000003 Use of Money Total</b>	<b>387</b>	<b>500</b>	<b>149</b>	<b>200</b>	<b>200</b>
<b>0000006 Sale of Prop and Comp for Loss</b>					
5000518 SALE OF EQUIPMENT	7,787	0	0	0	0
<b>0000006 Sale of Prop and Comp for Loss Total</b>	<b>7,787</b>	<b>0</b>	<b>0</b>	<b>0</b>	<b>0</b>
<b>0000007 Misc Interfund Revenues</b>					
5000532 PREMIUM & ACCRUED INT ON OBLIG	9,587	0	6,905	0	0
5000533 UNCLASSIFIED REVENUES	0	0	260	0	0
5000570 EARNINGS ON TEMPORARY INVESTME	38	0	0	0	0
<b>0000007 Misc Interfund Revenues Total</b>	<b>9,625</b>	<b>0</b>	<b>7,165</b>	<b>0</b>	<b>0</b>
<b>0000009 Federal Aid</b>					
5000952 ARRA DEBT REIMBURSEMENT	2,074	2,066	595	2,064	2,064
<b>0000009 Federal Aid Total</b>	<b>2,074</b>	<b>2,066</b>	<b>595</b>	<b>2,064</b>	<b>2,064</b>
<b>Rev Totals for Dept: 09000000</b>	<b>1,175,516</b>	<b>1,284,750</b>	<b>836,583</b>	<b>1,203,054</b>	<b>1,203,054</b>

0000010 Personnel Service

REPORT:BP032

BROOME COUNTY GOVERNMENT  
REVENUE AND APPROPRIATION SUMMARY BY DEPARTMENT

FUND: 2070 Fleet Operating

DEPT: 09000000 Fleet Management

Account	2014 Actuals	2015 Budget	2015 YTD Actuals As of 08/26/15	2016 Budget Requested	2016 Budget Recommended
6001000 SALARIES FULL-TIME	136,308	132,942	68,667	133,842	133,842
6001003 SALARIES OVERTIME	3,091	2,000	1,427	4,000	4,000
6001006 OUT OF TITLE PAY	254	300	102	300	300
<b>0000010 Personnel Service Totals</b>	<b>139,653</b>	<b>135,242</b>	<b>70,196</b>	<b>138,142</b>	<b>138,142</b>
<b>0000040 Contractual Expenditures</b>					
6004012 OFFICE SUPPLIES	161	100	0	100	100
6004040 MOTOR EQUIPMENT SUPPLIES	71,652	102,272	38,833	75,000	75,000
6004046 GAS OIL GREASE AND DIESEL FUEL	550,743	613,850	218,085	584,000	584,000
6004047 TIRES AND TUBES	36,671	45,666	15,684	40,000	40,000
6004048 MISC OPERATIONAL SUPPLIES	140	1,000	0	1,000	1,000
6004054 SAFETY SUPPLIES	200	2,000	0	1,000	1,000
6004055 COMPUTER SOFTWARE AND SUPPLIES	0	2,000	999	0	0
6004056 COMPUTER EQUIPMENT(NON CAPITAL	0	2,000	0	0	0
6004117 BUILDING AND GROUNDS EXPENSES	147	1,000	160	500	500
6004130 MOTOR EQUIP REPAIRS AND MAINT	6,772	32,000	8,402	25,000	25,000
6004138 OTHER OPERATIONAL EXPENSES	6,862	12,000	3,581	10,000	10,000
6004504 OTHER FINANCIAL SERVICES	346	216	64	199	199
<b>0000040 Contractual Expenditures Totals</b>	<b>673,694</b>	<b>814,104</b>	<b>285,808</b>	<b>736,799</b>	<b>736,799</b>
<b>0000041 Chargeback Expenses</b>					
6004601 INDIRECT COSTS	28,695	28,695	0	27,897	27,897
6004602 INSURANCE PREMIUM CHARGEBACK	1,154	1,150	575	1,049	1,049
6004606 TELEPHONE BILLING ACCOUNT	0	1,253	0	872	872
6004609 DATA PROCESSING CHARGEBACKS	0	661	331	4,660	4,660
6004615 GASOLINE CHARGEBACK	1,355	5,600	481	4,800	4,800
<b>0000041 Chargeback Expenses Totals</b>	<b>31,204</b>	<b>37,359</b>	<b>1,387</b>	<b>39,278</b>	<b>39,278</b>
<b>0000042 Depreciation</b>					
6004804 DEPRECIATION - MOTOR VEHICLES	212,399	0	0	0	0
6004805 DEPRECIATION - MACHINERY & EQU	-22,307	0	0	0	0
<b>0000042 Depreciation Totals</b>	<b>190,092</b>	<b>0</b>	<b>0</b>	<b>0</b>	<b>0</b>
<b>0000060 Principal on Indebtedness</b>					
6006000 PRINCIPAL ON SERIAL BONDS	0	100,909	0	103,629	103,629



REPORT:BP032

BROOME COUNTY GOVERNMENT  
 REVENUE AND APPROPRIATION SUMMARY BY DEPARTMENT

FUND: 2070 Fleet Operating

DEPT: 09000000 Fleet Management

Account	2014 Actuals	2015 Budget	2015 YTD Actuals As of 08/26/15	2016 Budget Requested	2016 Budget Recommended
6006001 PRINCIPAL ON BANS	0	184,667	0	268,000	268,000
<b>0000060 Principal on Indebtedness Totals</b>	<b>0</b>	<b>285,576</b>	<b>0</b>	<b>371,629</b>	<b>371,629</b>
<b>0000070 Interest on Indebtedness</b>					
6007000 INTEREST ON SERIAL BONDS	23,827	18,217	5,712	14,924	14,924
6007001 INTEREST ON BANS	6,749	7,511	2,613	11,320	11,320
<b>0000070 Interest on Indebtedness Totals</b>	<b>30,576</b>	<b>25,728</b>	<b>8,325</b>	<b>26,244</b>	<b>26,244</b>
<b>0000080 Employee Benefits</b>					
6008001 STATE RETIREMENT	29,673	27,275	15,009	25,050	25,050
6008002 SOCIAL SECURITY	10,098	10,262	4,959	10,193	10,193
6008004 WORKERS COMPENSATION	3,129	2,906	1,453	3,213	3,213
6008006 LIFE INSURANCE	45	45	30	45	45
6008007 HEALTH INSURANCE	29,257	30,804	18,051	28,656	28,656
6008008 OPEB - HEALTH INSURANCE	16,679	0	0	0	0
6008009 RETIREE HEALTH INSURANCE	23,968	22,354	15,979	23,969	23,969
6008010 DISABILITY INSURANCE	234	234	145	285	285
<b>0000080 Employee Benefits Totals</b>	<b>113,083</b>	<b>93,880</b>	<b>55,626</b>	<b>91,411</b>	<b>91,411</b>
<b>Exp Totals for Dept: 09000000</b>	<b>1,178,302</b>	<b>1,391,889</b>	<b>421,342</b>	<b>1,403,503</b>	<b>1,403,503</b>
<b>Total for Dept: 09000000</b>	<b>-2,786</b>	<b>-107,139</b>	<b>415,241</b>	<b>-200,449</b>	<b>-200,449</b>

# P u r c h a s i n g

Director of Purchasing

Procurement  
Board of Acquisition and Contract Support  
Letter contracts  
Multi-municipal contract development  
Annual Surplus Auction  
Bid and RFP specification Development  
General Contract Administration  
Supervision and Implementation of the  
Competitive Bid Process  
Procurement Card Program

## **Purchasing**

### **Mission Statement**

To provide quality service through effective teamwork and communication with County departments, political subdivisions, state agencies and vendors in a commitment to obtain the desired goods and services at the lowest possible cost in a professional, ethical, responsive and timely manner and in accordance with all County and state municipal laws.

### **Description**

The Division of Purchasing is responsible, in whole or part for:

- The cost-efficient procurement of over twenty million dollars' worth of supplies, materials, equipment and services for Broome County Government.
- Processing of Letter Contracts and all Board of Acquisition and Contract (BAC) requests, processing approximately 5,000 purchase orders.
- Supervision of the Procurement Card Program; Copy/MFP Machine Lease & Maintenance Programs, Toner Cartridge Contract and Maintenance Supply Contract.
- General Contract Administration including issuance of Notices of Default.
- Being the lead agency for the maintenance contracts including, janitorial supplies, office supplies, vending services, and equipment contracts.
- Supervision and implementation of the competitive bidding process
- Review and/or preparation of specifications

- Establishment of standards
- Publication of Legal Notices and content on County website
- Maintain County website for bid notice publication and specifications (BidNet - Empire State Purchasing Group)
- Supplier relations, department relations, personnel training and reporting.
- The relocation, scrapping or selling of obsolete or surplus equipment and vehicles through the bidding process or annual auction (open to the political subdivisions) which generates revenue for all participants.

Although not mandated, the Division of Purchasing allows the political subdivisions and any NYS County to participate in purchase contracts. The legislation in Albany passed into law the provision for "piggybacking" on service contracts between counties and municipalities.

Providing these contracts has eliminated wasteful bidding or shopping, duplication of time, effort, administration costs, advertising expenses, etc. and has resulted in lower prices generated by the combined larger volume.

The Division of Purchasing provides these contracts at no cost to the Political Subdivisions. However, there are considerable County costs associated with this service: personnel, printing, copier, office supplies, telephone, and postage.

## 2016 Objectives

- Continue to work with BidNet - Empire State Purchasing Group's e-procurement system to post County bid notices, specifications, proposals, and quotes. This system has generated an increase in exposure of our solicitations for prospective bidders and has promoted greater competition. We have placed the bid results on site as well.
- Continue to promote the usage of the procurement card within Broome County departments. This will reduce the small dollar amount purchase orders and the use of petty cash. This is a more efficient and less time consuming way to make small or immediate need purchases and travel expenses.
- Continue efforts to expand the annual auction to include even more towns, villages and County departments. The Highway Department site has proved to be the perfect location. It is hoped interest in participation will grow.
- Continue on-site purchasing assistance for all departments on the rules and regulations governing the purchasing of goods and services in accordance with General Municipal Law 103, 104.
- Be proactive in "buying green" products.
- Continue efforts to decrease the amount of scanners, inkjet printers, printers, and copy and fax machines in use throughout the County departments. The cost to Broome County for leases, maintenance, supplies, equipment and energy could be greatly reduced by implementing the use of multi-function machines.
- Continue to train and advise department fiscal personnel in the PeopleSoft system.

## 2016 Budget Highlights

- Investigate potential for on-line surplus auctions.
- Adopt local law and change purchasing manual to allow contracts awarded on "best value".
- Investigate potential for on-line submission of bids and proposals
- Elimination of document printing and mailing costs by making Empire State Purchasing Group the sole method of distribution.
- Reclassification of clerical support position to reduce labor costs.

Purchasing (16000001)

<u>Title of Position</u>	<u>Grade/Unit</u>	As of			
		2014 <u>Actuals</u>	7/7/2015 <u>Current Authorized</u>	2016 <u>Requested</u>	2016 <u>Recommended</u>
<u>Full-Time Positions</u>					
Director of Purchasing	F Admin	1	1	1	1
Senior Buyer	15 BAPA	1	1	1	1
Buyer	14 CSEA	1	1	1	1
Total Full-Time Positions		3	3	3	3
<u>Part-Time Positions</u>					
None					
Total Part-Time Positions		0	0	0	0
Total Positions		3	3	3	3

REPORT:BP032

BROOME COUNTY GOVERNMENT  
REVENUE AND APPROPRIATION SUMMARY BY DEPARTMENT

FUND: 1010 General Operating

DEPT: 16000000 Purchasing

Account	2014 Actuals	2015 Budget	2015 YTD Actuals As of 08/26/15	2016 Budget Requested	2016 Budget Recommended
<b>0000005 Fines and Forfeitures</b>					
5000500 FORFEITURE OF DEPOSITS	2,700	1,500	1,925	0	0
<b>0000005 Fines and Forfeitures Total</b>	<b>2,700</b>	<b>1,500</b>	<b>1,925</b>	<b>0</b>	<b>0</b>
<b>0000006 Sale of Prop and Comp for Loss</b>					
5000518 SALE OF EQUIPMENT	1,012	0	0	0	0
<b>0000006 Sale of Prop and Comp for Loss Total</b>	<b>1,012</b>	<b>0</b>	<b>0</b>	<b>0</b>	<b>0</b>
 <b>Rev Totals for Dept: 16000000</b>	 <b>3,712</b>	 <b>1,500</b>	 <b>1,925</b>	 <b>0</b>	 <b>0</b>
 <b>0000010 Personnel Service</b>					
6001000 SALARIES FULL-TIME	157,628	157,657	101,156	159,529	159,529
6001002 SALARIES TEMPORARY	12,372	11,880	4,210	12,914	12,914
<b>0000010 Personnel Service Totals</b>	<b>170,000</b>	<b>169,537</b>	<b>105,366</b>	<b>172,443</b>	<b>172,443</b>
 <b>0000040 Contractual Expenditures</b>					
6004010 BOOKS AND SUBSCRIPTIONS	45	40	49	40	40
6004012 OFFICE SUPPLIES	369	800	288	800	800
6004056 COMPUTER EQUIPMENT(NON CAPITAL	1,023	0	0	0	0
6004105 DUES AND MEMBERSHIPS	150	180	150	180	180
6004106 GENERAL OFFICE EXPENSES	110	110	110	110	110
6004137 ADVERTISING AND PROMOTION EXPE	1,103	1,500	680	1,500	1,500
6004138 OTHER OPERATIONAL EXPENSES	472	465	0	465	465
6004161 TRAVEL HOTEL AND MEALS	475	350	228	350	350
6004162 EDUCATION AND TRAINING	300	350	300	350	350
6004196 COPYING MACHINE RENTALS	1,510	1,668	998	1,668	1,668
<b>0000040 Contractual Expenditures Totals</b>	<b>5,557</b>	<b>5,463</b>	<b>2,803</b>	<b>5,463</b>	<b>5,463</b>
 <b>0000041 Chargeback Expenses</b>					
6004602 INSURANCE PREMIUM CHARGEBACK	157	158	158	143	143

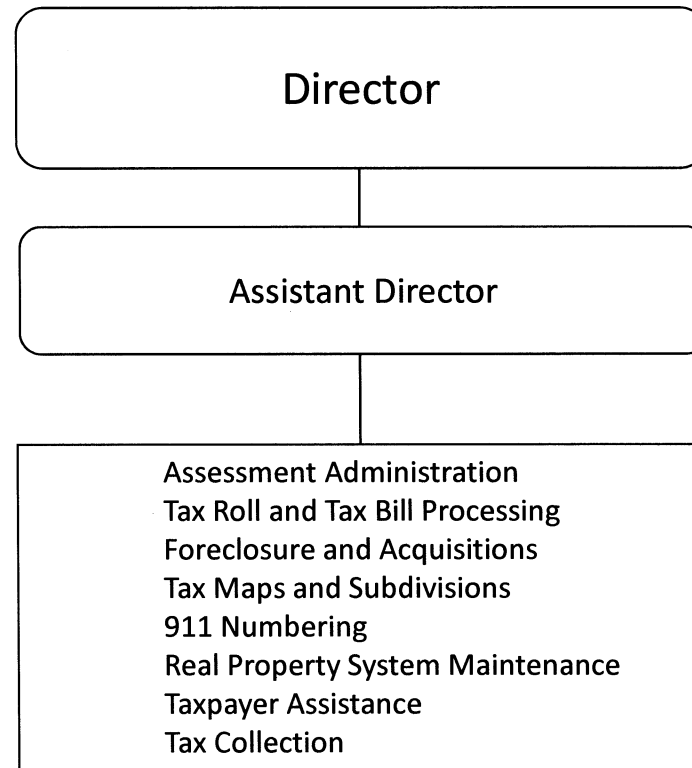
REPORT:BP032

BROOME COUNTY GOVERNMENT  
 REVENUE AND APPROPRIATION SUMMARY BY DEPARTMENT

FUND: 1010 General Operating  
 DEPT: 16000000 Purchasing

Account	2014 Actuals	2015 Budget	2015 YTD Actuals As of 08/26/15	2016 Budget Requested	2016 Budget Recommended
0000041 Chargeback Expenses Totals	157	158	158	143	143
0000080 Employee Benefits					
6008001 STATE RETIREMENT	24,668	32,004	18,464	32,419	32,419
6008002 SOCIAL SECURITY	12,082	12,970	7,450	13,192	13,192
6008004 WORKERS COMPENSATION	1,015	896	448	887	887
6008006 LIFE INSURANCE	45	45	33	45	45
6008007 HEALTH INSURANCE	29,329	31,025	18,973	28,656	28,656
6008009 RETIREE HEALTH INSURANCE	48,494	51,572	35,286	52,909	52,909
6008010 DISABILITY INSURANCE	78	78	49	95	95
6008013 HEALTH INS - RETIRE INCENTIVE	4,435	0	0	0	0
0000080 Employee Benefits Totals	120,146	128,590	80,703	128,203	128,203
Exp Totals for Dept: 16000000	295,860	303,748	189,030	306,252	306,252
Total for Dept: 16000000	-292,148	-302,248	-187,105	-306,252	-306,252

# Real Property Tax Services





## **Real Property Tax Services**

### **Mission Statement**

Real Property Tax Agency is mandated by State Real Property Tax Law, Section 1530, and is primarily responsible for coordination of assessment administration in the towns, villages and city. Under the Broome County Charter the agency also has tax enforcement and property recording duties. The agency operates with authority under the New York State Real Property Tax Laws and County Charter. Additionally, Section 1184 establishes procedures to collect back taxes through an installment program, which this department administers. Taxes are collected by this department for the following school districts: Binghamton City School, Sunrise Terrace, Chenango Valley, Chenango Forks, Johnson City and Susquehanna Valley; and property taxes for the following: City of Binghamton and the towns of Binghamton, Conklin, Dickinson, Fenton, Kirkwood, Nanticoke and Union.

### **Description**

Assessment Administration - includes the production of assessor field books, tentative and final assessment rolls, annual assessors reports, annual exemption reports, computation of utility, special franchise, state land and railroad assessments for 16 towns and 3 villages, maintenance of ownership records, assessors training and support, Board of Assessment review training, and tax error investigations for 24 County municipalities.

Tax Roll and Bill Processing includes tax corrections and refunds, special district levies, tax roll balancing, collector input, tax rolls and

bills for 16 towns, 6 villages and 17 school districts, and special district benefit rolls (450 special districts).

Foreclosure includes title searching, legal notices, mailings, court appearances, financing accounting, property inspections, tax sale auctions, plus other enforcement duties, on the 86,000 properties in the County dealing, on average, with 800 properties per year.

Taxpayer Assistance includes helping taxpayers with problems with assessments, correcting errors in property tax bills, problems with tax maps, problems with tax foreclosures as well as answering general assessment administration questions.

Tax Map includes map changes by deeds including splits, combinations, filing of subdivisions, error investigations, corrections, issuing of maps to 16 towns, 7 villages, etc., sales of maps to public.

County Takings-Social Services Support includes title searches, preparation of legal papers, vouchers, tax searches, appraisals, court appearances, and record follow-up.

Tax Collection includes collecting, posting, balancing daily deposits and of collections, plus dealing with taxpayer and escrow companies' problems and reconciliation of tax warrants.

Installment Program includes the necessary research, implementation, collections, record keeping and statistical

analysis to administrate over 750 agreements and also dealing with the public, both those in the program and taxpayers wanting to enter an agreement.

Property Management includes collection of rents, repairs to maintain the present condition of the property, and deal with tenant issues.

### 2016 Objectives

- Continue to assist all municipalities within Broome County with their assessment and tax collection goals. Real Property will continue to offer the service of tax collection for any municipality in the County.
- The assessment community will continue to be updated with the most current Legislation from the County along with New York State as it applies to the assessors.
- Real Property is developing a stronger relationship with the Office of Management and Budget on common goals and better communication between the departments. Currently, Real Property is working with OMB towards meeting a common goal of establishing an acceptable tax collection software program that meets our needs as a government agency. The two departments continue to work together to formulate the requirements for a software program that will have the ability to handle both current and delinquent tax collection along with other functions necessary for accurate tax collection.

### 2016 Budget Highlights

- The Real Property Tax Services Department will continue to ensure that residents will have the ability to pay taxes on-line with the convenience of using a credit or debit card along with e-check.
- The Auction process has been restructured to include resale of the foreclosed properties in a more timely fashion along with reducing the amount of maintenance performed on the properties. These changes will equate to increased revenue for the Real Property department.
- There will be some internal restructuring within the department enabling the department to run in a more efficient manner.
- Real Property Tax Services Department has been approached by a couple of Towns regarding the County assessing. Tentative discussions involve the potential of the County employing an assessor, which would be a chargeback to the individual towns. The County would possibly need to provide a part time employee to assist with the clerical assessment work including processing exemptions and any other duties to assist the Assessor.
- In September 2014, Real Property began collecting school taxes for the Chenango Forks school district and beginning September 2015 Real Property will begin collecting school taxes for the Johnson City school district.

Real Property Tax Services (17000001)

<u>Title of Position</u>	<u>Grade/Unit</u>	<u>2014 Actuals</u>	<u>As of 7/7/2015 Authorized</u>	<u>2016 Requested</u>	<u>2016 Recommended</u>
<u>Full-Time Positions</u>					
Director of Real Property Tax Svcs III	H Admin	1	1	1	1
Assistant Director of Real Property Tax Svcs (40)	20 Admin	1	1	1	1
County Receiver of Taxes (40)	19 BAPA	1	1	1	1
Tax Map Technician (40)	18 CSEA	1	1	1	1
Real Property Appraiser (40)	18 CSEA	2	1	1	1
Real Property Tax Services Specialist (40)	16 CSEA	1	1	1	1
Real Property Tax Service Assistant (40)	14 CSEA	1	1	1	1
Title Searcher (40)	14 CSEA	1	1	1	1
Senior Clerk (40)	8 CSEA	1	2	2	2
Total Full-Time Positions		10	10	10	10
<u>Part-Time Positions</u>					
None					
Total Part-Time Positions		0	0	0	0
Total Positions		10	10	10	10

REPORT:BP032

BROOME COUNTY GOVERNMENT  
REVENUE AND APPROPRIATION SUMMARY BY DEPARTMENT

FUND: 1010 General Operating

DEPT: 17000000 Real Property Tax Services

Account	2014 Actuals	2015 Budget	2015 YTD Actuals As of 08/26/15	2016 Budget Requested	2016 Budget Recommended
<b>0000001 Tax Items</b>					
5000002 GAIN FROM SALE-TAX ACQ PROPRT	858,444	925,376	1,198,069	1,000,000	1,000,000
5000004 INTEREST & PENAL-REAL PROP TAX	13,991	0	1,005	0	0
<b>0000001 Tax Items Total</b>	<b>872,435</b>	<b>925,376</b>	<b>1,199,074</b>	<b>1,000,000</b>	<b>1,000,000</b>
<b>0000002 Departmental Income</b>					
5000104 CLERK FEES	3	0	0	0	0
5000185 DATA PROCESSING TAX SERVICES	138,937	137,000	34,834	137,000	137,000
5000227 TITLE SEARCH FEES	487,933	227,000	-107,490	230,000	230,000
5000426 MISCELLANEOUS	22,509	6,000	3,793	10,000	10,000
5000441 TAX COLLECTION FEES	181,339	185,000	124,708	185,000	185,000
<b>0000002 Departmental Income Total</b>	<b>830,721</b>	<b>555,000</b>	<b>55,845</b>	<b>562,000</b>	<b>562,000</b>
<b>0000003 Use of Money</b>					
5000451 INTEREST AND EARNINGS	9,996	8,000	6,772	10,000	10,000
5000460 RENTAL OF REAL PROPERTY INDIVI	97,137	50,000	56,813	50,000	50,000
<b>0000003 Use of Money Total</b>	<b>107,133</b>	<b>58,000</b>	<b>63,585</b>	<b>60,000</b>	<b>60,000</b>
<b>0000005 Fines and Forfeitures</b>					
5000500 FORFEITURE OF DEPOSITS	10,200	5,000	14,800	5,000	5,000
<b>0000005 Fines and Forfeitures Total</b>	<b>10,200</b>	<b>5,000</b>	<b>14,800</b>	<b>5,000</b>	<b>5,000</b>
<b>0000006 Sale of Prop and Comp for Loss</b>					
5000517 SALES OF REAL PROPERTY	11,000	0	6,000	0	0
<b>0000006 Sale of Prop and Comp for Loss Total</b>	<b>11,000</b>	<b>0</b>	<b>6,000</b>	<b>0</b>	<b>0</b>
<b>0000007 Misc Interfund Revenues</b>					
5000530 REFUNDS OF PRIOR YEARS EXPENDI	0	0	138	0	0
<b>0000007 Misc Interfund Revenues Total</b>	<b>0</b>	<b>0</b>	<b>138</b>	<b>0</b>	<b>0</b>
<b>0000008 State Aid</b>					

BROOME COUNTY GOVERNMENT  
REVENUE AND APPROPRIATION SUMMARY BY DEPARTMENT

FUND: 1010 General Operating  
DEPT: 17000000 Real Property Tax Services

Account	2014 Actuals	2015 Budget	2015 YTD Actuals As of 08/26/15	2016 Budget Requested	2016 Budget Recommended
5000803 PROPERTY TAX ADMINISTRATION	27,296	11,000	5,049	35,000	35,000
<b>0000008 State Aid Total</b>	<b>27,296</b>	<b>11,000</b>	<b>5,049</b>	<b>35,000</b>	<b>35,000</b>
<b>Rev Totals for Dept: 17000000</b>	<b>1,858,785</b>	<b>1,554,376</b>	<b>1,344,491</b>	<b>1,662,000</b>	<b>1,662,000</b>
<b>0000010 Personnel Service</b>					
6001000 SALARIES FULL-TIME	516,832	500,517	321,178	493,966	493,966
6001002 SALARIES TEMPORARY	30,243	34,132	17,430	40,811	40,811
<b>0000010 Personnel Service Totals</b>	<b>547,075</b>	<b>534,649</b>	<b>338,608</b>	<b>534,777</b>	<b>534,777</b>
<b>0000040 Contractual Expenditures</b>					
6004010 BOOKS AND SUBSCRIPTIONS	300	400	0	500	500
6004012 OFFICE SUPPLIES	4,537	6,239	2,159	5,500	5,500
6004100 POSTAGE AND FREIGHT	482	482	530	482	482
6004105 DUES AND MEMBERSHIPS	100	400	260	1,500	1,500
6004106 GENERAL OFFICE EXPENSES	-1,678	5,500	3,671	5,500	5,500
6004137 ADVERTISING AND PROMOTION EXPE	8,803	11,500	3,677	11,500	11,500
6004138 OTHER OPERATIONAL EXPENSES	216	0	0	0	0
6004160 MILEAGE AND PARKING-LOCAL	0	0	328	2,500	2,500
6004161 TRAVEL HOTEL AND MEALS	300	0	0	0	0
6004162 EDUCATION AND TRAINING	300	600	780	1,050	1,050
6004192 SOFTWARE MAINTENANCE	23,039	24,900	31,100	0	0
6004193 HARDWARE MAINTENANCE	150	0	150	0	0
6004194 SOFTWARE RENTAL	20,600	20,600	0	0	0
6004196 COPYING MACHINE RENTALS	1,457	3,100	1,745	4,500	4,500
6004538 LEGAL CHARGES AND FEES	0	4,500	0	0	0
6004584 TAX ACQUIRED PROPERTY EXPENSES	41,766	45,000	54,991	45,000	45,000
<b>0000040 Contractual Expenditures Totals</b>	<b>100,372</b>	<b>123,221</b>	<b>99,391</b>	<b>78,032</b>	<b>78,032</b>
<b>0000041 Chargeback Expenses</b>					
6004602 INSURANCE PREMIUM CHARGEBACK	297	12,335	6,168	13,218	13,218
6004615 GASOLINE CHARGEBACK	390	700	55	0	0
6004616 FLEET SERVICE CHARGEBACK	2,231	2,231	2,231	0	0

REPORT:BP032

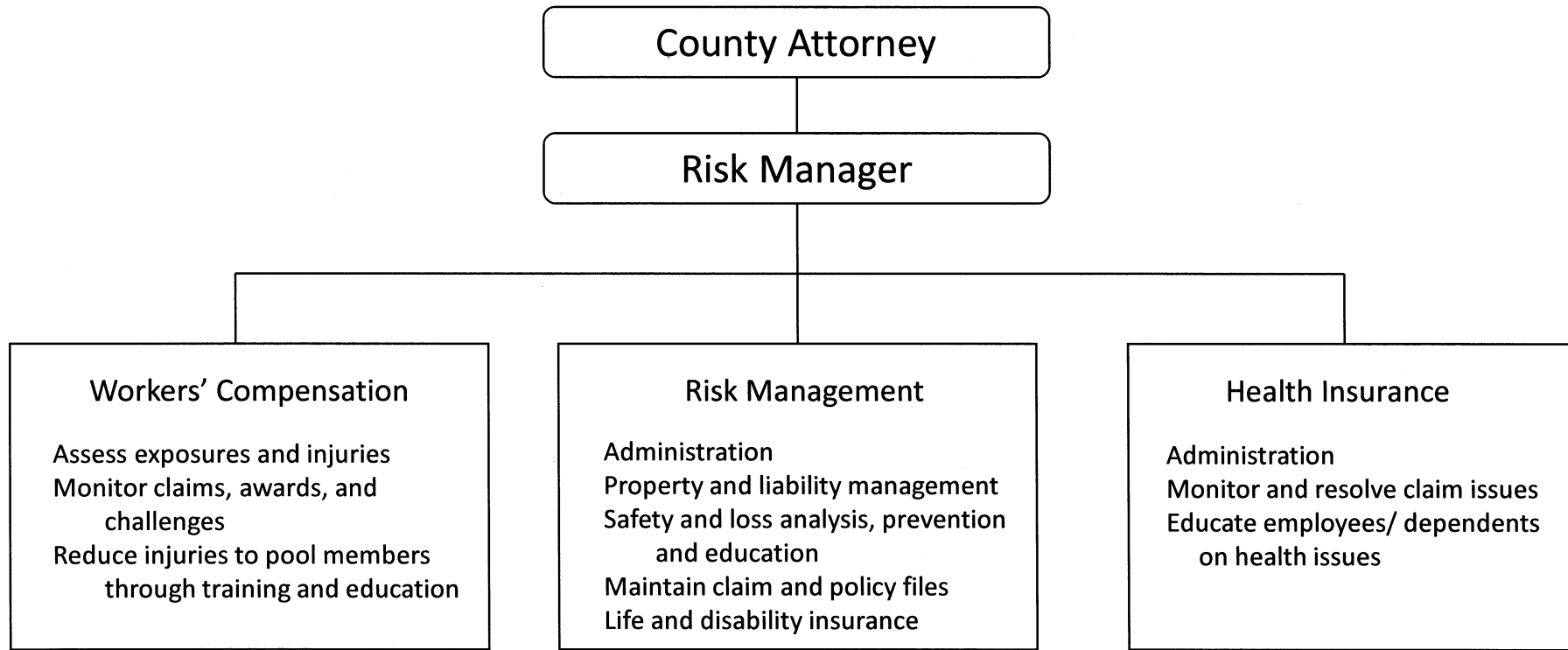
BROOME COUNTY GOVERNMENT  
REVENUE AND APPROPRIATION SUMMARY BY DEPARTMENT

FUND: 1010 General Operating

DEPT: 17000000 Real Property Tax Services

Account	2014 Actuals	2015 Budget	2015 YTD Actuals As of 08/26/15	2016 Budget Requested	2016 Budget Recommended
6004619 BUILDING SERVICE CHARGEBACK	0	3,000	0	3,000	3,000
<b>0000041 Chargeback Expenses Totals</b>	<b>2,918</b>	<b>18,266</b>	<b>8,454</b>	<b>16,218</b>	<b>16,218</b>
<b>0000060 Principal on Indebtedness</b>					
6006008 PRINCIPAL ON CAPITAL LEASE	4,252	0	0	0	0
<b>0000060 Principal on Indebtedness Totals</b>	<b>4,252</b>	<b>0</b>	<b>0</b>	<b>0</b>	<b>0</b>
<b>0000070 Interest on Indebtedness</b>					
6007005 INTEREST ON CAPITAL LEASE	459	0	0	0	0
<b>0000070 Interest on Indebtedness Totals</b>	<b>459</b>	<b>0</b>	<b>0</b>	<b>0</b>	<b>0</b>
<b>0000080 Employee Benefits</b>					
6008001 STATE RETIREMENT	78,118	99,514	53,537	85,687	85,687
6008002 SOCIAL SECURITY	39,935	38,244	24,565	37,743	37,743
6008004 WORKERS COMPENSATION	15,192	20,514	10,257	23,387	23,387
6008006 LIFE INSURANCE	150	150	100	150	150
6008007 HEALTH INSURANCE	99,057	102,218	61,190	82,505	82,505
6008009 RETIREE HEALTH INSURANCE	102,695	102,290	76,872	107,038	107,038
6008010 DISABILITY INSURANCE	512	546	331	664	664
6008013 HEALTH INS - RETIRE INCENTIVE	4,382	0	0	0	0
<b>0000080 Employee Benefits Totals</b>	<b>340,041</b>	<b>363,476</b>	<b>226,852</b>	<b>337,174</b>	<b>337,174</b>
<b>0000090 Transfers</b>					
6009002 TRANSFER TO GRANT FUND	0	7,187	0	0	0
<b>0000090 Transfers Totals</b>	<b>0</b>	<b>7,187</b>	<b>0</b>	<b>0</b>	<b>0</b>
<b>Exp Totals for Dept: 17000000</b>	<b>995,117</b>	<b>1,046,799</b>	<b>673,305</b>	<b>966,201</b>	<b>966,201</b>
<b>Total for Dept: 17000000</b>	<b>863,668</b>	<b>507,577</b>	<b>671,186</b>	<b>695,799</b>	<b>695,799</b>

# Risk and Insurance



**Risk & Insurance  
Risk Management**

**Mission Statement**

To maintain an effective program of identifying, controlling, and financing risks to the County.

**Description**

The Office of Risk and Insurance, as part of the Law Department, is responsible for: (1) risk identification through inspections and review of operations; (2) risk control through enforcement of code and regulatory requirements and recommendations for risk containment; (3) risk financing through commercial, funded, or unfunded programs; (4) transferring risk to vendors by requiring and reviewing vendor insurance; and (5) claim investigation to aid in claim denial, settlement, or defense.

The County has been self-insured since 1979 when it established a Risk Management Office by Local Law 16 of 1979.

**2016 Objectives**

- Reaffirm County commitment to reducing the total cost of risk through implementation of various strategies founded in the concepts of enterprise risk management.

**2016 Budget Highlights**

- Continuing budget with appropriate inflationary trends.



Risk & Insurance (18010001, 18020001, 18030001)  
 Risk Management

As of  
 7/7/2015

<u>Title of Position</u>	<u>Grade/Unit</u>	2014 <u>Actuals</u>	Current <u>Authorized</u>	2016 <u>Requested</u>	2016 <u>Recommended</u>
<u>Full-Time Positions</u>					
Manager of Risk & Insurance	H Admin	1	1	1	1
Workers' Compensation Analyst	22 Admin	1	1	1	1
Claims Manager(40)	22 Admin	1	1	1	1
Safety Specialist	22 Admin	1	1	1	1
Health Insurance Analyst	18 Admin	0	1	1	1
Principal Account Clerk	14 Admin	1	0	0	0
Senior Account Clerk(40)	10 Admin	1	1	1	1
Total Full-Time Positions		6	6	6	6
<u>Part-Time Positions</u>					
None					
Total Part-Time Positions		0	0	0	0
Total Positions		6	6	6	6

REPORT:BP032

BROOME COUNTY GOVERNMENT  
REVENUE AND APPROPRIATION SUMMARY BY DEPARTMENT

FUND: 2090 Self Insurance Operating  
DEPT: 18000000 Risk and Insurance

Account	2014 Actuals	2015 Budget	2015 YTD Actuals As of 08/26/15	2016 Budget Requested	2016 Budget Recommended
<b>0000002 Departmental Income</b>					
5000229 BCC CHARGES	75,049	68,734	68,734	65,482	65,482
5000300 WORKERS COMP ADMINISTRATION	191,381	199,144	0	195,510	195,510
5000301 HEALTH CARE ADMINISTRATION	114,141	167,775	0	179,919	179,919
5000306 INSURANCE CHARGEBACK	983,991	978,649	489,665	998,461	998,461
5000320 COUNTY CONTRIBUTION	92,989	92,811	59,282	119,023	119,023
5000406 ACTIVE EMPLOYEE CONTRIBUTION	116,050	115,848	74,855	131,590	131,590
<b>0000002 Departmental Income Total</b>	<b>1,573,601</b>	<b>1,622,961</b>	<b>692,536</b>	<b>1,689,985</b>	<b>1,689,985</b>
<b>0000003 Use of Money</b>					
5000451 INTEREST AND EARNINGS	2,392	2,900	1,036	1,670	1,670
<b>0000003 Use of Money Total</b>	<b>2,392</b>	<b>2,900</b>	<b>1,036</b>	<b>1,670</b>	<b>1,670</b>
<b>0000006 Sale of Prop and Comp for Loss</b>					
5000520 INSURANCE RECOVERIES	23,466	39,545	33,434	40,000	40,000
<b>0000006 Sale of Prop and Comp for Loss Total</b>	<b>23,466</b>	<b>39,545</b>	<b>33,434</b>	<b>40,000</b>	<b>40,000</b>
<b>0000007 Misc Interfund Revenues</b>					
5000530 REFUNDS OF PRIOR YEARS EXPENDI	20,472	5,670	0	0	0
5000534 TRANSFER FROM INSURANCE RESERV	0	450,185	0	400,000	400,000
5000562 TRANSFER FROM GENERAL FUND	18,129	0	0	0	0
<b>0000007 Misc Interfund Revenues Total</b>	<b>38,601</b>	<b>455,855</b>	<b>0</b>	<b>400,000</b>	<b>400,000</b>
<b>Rev Totals for Dept: 18000000</b>	<b>1,638,060</b>	<b>2,121,261</b>	<b>727,006</b>	<b>2,131,655</b>	<b>2,131,655</b>
<b>0000010 Personnel Service</b>					
6001000 SALARIES FULL-TIME	326,285	334,525	189,415	332,235	332,235
6001002 SALARIES TEMPORARY	6,220	11,097	6,939	11,307	11,307
<b>0000010 Personnel Service Totals</b>	<b>332,505</b>	<b>345,622</b>	<b>196,354</b>	<b>343,542</b>	<b>343,542</b>

BROOME COUNTY GOVERNMENT  
REVENUE AND APPROPRIATION SUMMARY BY DEPARTMENT

FUND: 2090 Self Insurance Operating  
DEPT: 18000000 Risk and Insurance

Account	2014 Actuals	2015 Budget	2015 YTD Actuals As of 08/26/15	2016 Budget Requested	2016 Budget Recommended
<b>0000040 Contractual Expenditures</b>					
6004010 BOOKS AND SUBSCRIPTIONS	572	400	48	400	400
6004012 OFFICE SUPPLIES	688	1,000	277	1,000	1,000
6004045 TRAINING AND EDUCATIONAL SUPPL	0	500	0	500	500
6004054 SAFETY SUPPLIES	1,773	2,000	0	2,000	2,000
6004055 COMPUTER SOFTWARE AND SUPPLIES	2,685	0	0	0	0
6004105 DUES AND MEMBERSHIPS	0	350	0	350	350
6004106 GENERAL OFFICE EXPENSES	164	250	89	250	250
6004160 MILEAGE AND PARKING-LOCAL	134	100	0	100	100
6004162 EDUCATION AND TRAINING	245	300	265	1,800	1,800
6004169 DAY TRIP MEAL REIMBURSEMENT	0	68	32	68	68
6004196 COPYING MACHINE RENTALS	1,338	1,400	1,338	1,400	1,400
6004200 PROPERTY LOSS	73,667	210,000	138,564	210,000	210,000
6004201 INSURANCE PREMIUMS	250,744	366,947	-12,058	368,262	368,262
6004203 INSURANCE CLAIMS	285,055	375,302	22,233	384,953	384,953
6004204 COMPENSATION CLAIMS	13,028	10,000	0	10,000	10,000
6004402 LAB SERVICES	12,554	13,500	7,537	13,500	13,500
6004573 OTHER FEES FOR SERVICES	16,842	50,000	13,348	50,000	50,000
6004597 DISABILITY INSURANCE PREMIUMS	206,656	218,000	135,858	240,000	240,000
<b>0000040 Contractual Expenditures Totals</b>	<b>866,145</b>	<b>1,250,117</b>	<b>307,531</b>	<b>1,284,583</b>	<b>1,284,583</b>
<b>0000041 Chargeback Expenses</b>					
6004601 INDIRECT COSTS	205,076	218,205	0	218,205	218,205
6004602 INSURANCE PREMIUM CHARGEBACK	766	188	188	170	170
6004605 COUNTY ATTORNEY CHARGEBACKS	2,189	6,125	0	6,125	6,125
6004606 TELEPHONE BILLING ACCOUNT	0	4,463	0	3,189	3,189
6004609 DATA PROCESSING CHARGEBACKS	15,178	16,466	0	15,269	15,269
6004610 PERSONNEL SERVICES CHARGEBACKS	26,000	26,000	0	26,000	26,000
6004614 OTHER CHARGEBACK EXPENSES	0	207	12	25	25
6004617 DUPLICATING/PRINTING CHARGEBAC	0	1,150	498	2,296	2,296
6004618 OFFICE SUPPLIES CHARGEBACK	0	1,700	1,990	6,911	6,911
6004634 Indirect Costs - Excess of Bud	18,129	0	0	0	0
<b>0000041 Chargeback Expenses Totals</b>	<b>267,338</b>	<b>274,504</b>	<b>2,688</b>	<b>278,190</b>	<b>278,190</b>
<b>0000080 Employee Benefits</b>					
6008001 STATE RETIREMENT	70,796	62,512	34,344	57,725	57,725
6008002 SOCIAL SECURITY	23,795	26,440	13,879	26,281	26,281

REPORT:BP032

BROOME COUNTY GOVERNMENT  
REVENUE AND APPROPRIATION SUMMARY BY DEPARTMENT

FUND: 2090 Self Insurance Operating  
DEPT: 18000000 Risk and Insurance

Account	2014 Actuals	2015 Budget	2015 YTD Actuals As of 08/26/15	2016 Budget Requested	2016 Budget Recommended
6008004 WORKERS COMPENSATION	2,021	1,822	911	1,644	1,644
6008006 LIFE INSURANCE	89	90	60	90	90
6008007 HEALTH INSURANCE	75,540	91,608	45,096	79,165	79,165
6008008 OPEB - HEALTH INSURANCE	-9,290	0	0	0	0
6008009 RETIREE HEALTH INSURANCE	54,125	68,546	39,465	60,435	60,435
<b>0000080 Employee Benefits Totals</b>	<b>217,076</b>	<b>251,018</b>	<b>133,755</b>	<b>225,340</b>	<b>225,340</b>
<b>Exp Totals for Dept: 18000000</b>	<b>1,683,064</b>	<b>2,121,261</b>	<b>640,328</b>	<b>2,131,655</b>	<b>2,131,655</b>
<b>Total for Dept: 18000000</b>	<b>-45,004</b>	<b>0</b>	<b>86,678</b>	<b>0</b>	<b>0</b>

**Risk & Insurance**  
**Health Insurance**

**Mission Statement**

To provide a cost effective alternative to commercial health insurance for eligible current and former County employees.

**Description**

The health insurance fund (established by Resolution 81-298) is an internal services fund providing for claims administrations, in-patient and outpatient medical costs, and prescription coverage.

**2016 Objectives**

- Continue exploring cost savings through increased administrative efficiency.

**2016 Budget Highlights**

- Continuing budget with appropriate inflationary trends.

REPORT:BP032

BROOME COUNTY GOVERNMENT  
REVENUE AND APPROPRIATION SUMMARY BY DEPARTMENT

FUND: 2080 Health Insurance Operating  
DEPT: 18000000 Risk and Insurance

Account	2014 Actuals	2015 Budget	2015 YTD Actuals As of 08/26/15	2016 Budget Requested	2016 Budget Recommended
<b>0000002 Departmental Income</b>					
5000229 BCC CHARGES	8,590,125	8,368,026	5,352,836	8,550,074	8,550,074
5000320 COUNTY CONTRIBUTION	29,600,667	29,891,032	20,010,443	29,110,738	29,110,738
5000406 ACTIVE EMPLOYEE CONTRIBUTION	3,951,631	4,028,924	2,784,755	4,181,125	4,181,125
5000407 RETIREE CONTRIBUTION	1,843,779	1,858,372	1,141,361	1,965,140	1,965,140
5000408 SURVIVOR & VESTED CONTRIBUTION	252,659	260,256	156,406	247,605	247,605
5000409 COBRA CONTRIBUTION	16,541	41,272	4,529	15,000	15,000
<b>0000002 Departmental Income Total</b>	<b>44,255,402</b>	<b>44,447,882</b>	<b>29,450,330</b>	<b>44,069,682</b>	<b>44,069,682</b>
<b>0000003 Use of Money</b>					
5000451 INTEREST AND EARNINGS	5,361	6,200	4,170	6,200	6,200
<b>0000003 Use of Money Total</b>	<b>5,361</b>	<b>6,200</b>	<b>4,170</b>	<b>6,200</b>	<b>6,200</b>
<b>0000007 Misc Interfund Revenues</b>					
5000530 REFUNDS OF PRIOR YEARS EXPENDI	23,409	0	16,950	0	0
5000542 PRESCRIPTION REBATES	1,340,847	950,000	622,096	1,961,797	1,961,797
<b>0000007 Misc Interfund Revenues Total</b>	<b>1,364,256</b>	<b>950,000</b>	<b>639,046</b>	<b>1,961,797</b>	<b>1,961,797</b>
<b>0000009 Federal Aid</b>					
5000958 PART D MEDICARE CREDITS	773,279	0	18,131	0	0
5000959 EGWP SUBSIDY	466,414	1,000,000	495,468	541,215	541,215
<b>0000009 Federal Aid Total</b>	<b>1,239,693</b>	<b>1,000,000</b>	<b>513,599</b>	<b>541,215</b>	<b>541,215</b>
<b>Rev Totals for Dept: 18000000</b>	<b>46,864,712</b>	<b>46,404,082</b>	<b>30,607,145</b>	<b>46,578,894</b>	<b>46,578,894</b>
<b>0000040 Contractual Expenditures</b>					
6004010 BOOKS AND SUBSCRIPTIONS	0	199	0	199	199
6004012 OFFICE SUPPLIES	947	950	407	950	950
6004105 DUES AND MEMBERSHIPS	100	100	0	100	100
6004150 CASE ASSESSMENT	232,030	238,991	139,411	246,161	246,161
6004161 TRAVEL HOTEL AND MEALS	1,061	1,500	255	1,500	1,500

BROOME COUNTY GOVERNMENT  
 REVENUE AND APPROPRIATION SUMMARY BY DEPARTMENT

FUND: 2080 Health Insurance Operating  
 DEPT: 18000000 Risk and Insurance

Account	2014 Actuals	2015 Budget	2015 YTD Actuals As of 08/26/15	2016 Budget Requested	2016 Budget Recommended
6004168 OTHER PERSONNEL EXPENSES	693	0	0	0	0
6004201 INSURANCE PREMIUMS	5,764	0	0	0	0
6004207 PRESCRIPTION DRUGS	13,755,687	14,316,065	8,675,936	15,712,629	15,712,629
6004208 MEDICAL CARE	8,317,025	9,270,056	5,246,893	8,757,041	8,757,041
6004209 HOSPITAL CARE	11,648,670	12,912,127	7,454,373	12,441,315	12,441,315
6004211 PART C PREMIUMS	1,076,317	1,360,380	741,140	1,470,780	1,470,780
6004257 SERVICES TO PARTICIPANTS	8,920,915	9,988,439	4,387,247	8,894,659	8,894,659
6004403 MEDICARE CREDITS	12,069	10,296	4,347	8,580	8,580
6004503 ACTUARY CONSULTANT	52,000	100,000	24,371	100,000	100,000
6004507 ACA PCORI FEE	8,460	9,788	6,796	7,351	7,351
6004508 ACA REINSURANCE FEE	197,277	213,400	-32,880	86,103	86,103
6004569 CLAIMS ADMINISTRATION	841,902	909,120	670,042	1,323,144	1,323,144
6004573 OTHER FEES FOR SERVICES	49,248	49,248	32,832	49,248	49,248
<b>0000040 Contractual Expenditures Totals</b>	<b>45,120,165</b>	<b>49,380,659</b>	<b>27,351,170</b>	<b>49,099,760</b>	<b>49,099,760</b>
<b>0000041 Chargeback Expenses</b>					
6004605 COUNTY ATTORNEY CHARGEBACKS	2,848	35,000	0	35,000	35,000
6004610 PERSONNEL SERVICES CHARGEBACKS	150,602	170,948	0	180,969	180,969
6004614 OTHER CHARGEBACK EXPENSES	0	4,000	0	4,000	4,000
<b>0000041 Chargeback Expenses Totals</b>	<b>153,450</b>	<b>209,948</b>	<b>0</b>	<b>219,969</b>	<b>219,969</b>
<b>Exp Totals for Dept: 18000000</b>	<b>45,273,615</b>	<b>49,590,607</b>	<b>27,351,170</b>	<b>49,319,729</b>	<b>49,319,729</b>
<b>Total for Dept: 18000000</b>	<b>1,591,097</b>	<b>-3,186,525</b>	<b>3,255,975</b>	<b>-2,740,835</b>	<b>-2,740,835</b>

## **Risk & Insurance Workers' Compensation**

### **Mission Statement**

To provide a professionally managed Workers' Compensation program for Broome County and participating municipalities in accordance with Local Laws 1-1956 and 10-1974.

### **Description**

- Provides claims administration and pays all Workers' Compensation indemnity and medical claims as well as state assessments.
- Processes all requests for coverage under the 207-C General Municipal Law arranges hearings and reviews determinations when appropriate.
- Processes claims for the County as well as 14 participating municipalities. Cost for the County and participating municipalities are levied by Resolution.
- It is accounted for as an Internal Service Fund and was established in 1956 by Local Law 1 of 1956.

### **2016 Objectives**

- Review of safety program including prevention and post accident review. Monitor departments closely for chronic injuries or dramatic increases in injuries. Increase use of vocational rehabilitation services to assist permanently injured employees in returning to gainful employment.

- Utilize newly implemented Medical Treatment Guidelines to provide the appropriate medical care to the claimants and control costs.
- Keep updated on all proposed legislation that may have a financial impact on our program.

### **2016 Budget Highlights**

- Workers' Compensation Average Weekly Wage Changed resulting in an increase in the maximum benefit from \$808.65 per week to \$844.29 per week effective 7/1/15. The weekly maximum rate has increased from \$400 per week in 2007 to \$844.29 currently, causing a dramatic increase in indemnity payments and Schedule Loss of Use Award payments. The Minimum weekly rate was also increased in 2013 from \$100.00 per week to \$150.00 per week which increases costs to the County for injuries occurring with Seasonal or Part Time workers.
- New York State is now requiring electronic filing of forms so all cases are entered directly into their system by Carriers and Third Party Administrators, therefore, increasing the time dedicated to the claim by the Carrier and decreasing the need for data entry within the Workers' Compensation Board. This electronic filing has also resulted in New York State's ability to grade a carrier based on timeliness of form filing and penalties against the Carrier for not meeting these set standards. This will require quicker response time from employees, Supervisors, Broome County and our



Third Party Administrator. Penalties will be assessed against employers who fail to meet these standards.

- The Workers' Compensation Board is working on a medical bill portal, which will allow for electronic filing by physicians/medical providers for all services provided to a workers' compensation claimant. The work impact that this will have on Broome County or our Third Party Administrator is not yet known, but the full implementation is planned for 2017.

REPORT:BP032

BROOME COUNTY GOVERNMENT  
REVENUE AND APPROPRIATION SUMMARY BY DEPARTMENT

FUND: 2100 Workers Comp Operating  
DEPT: 18000000 Risk and Insurance

Account	2014 Actuals	2015 Budget	2015 YTD Actuals As of 08/26/15	2016 Budget Requested	2016 Budget Recommended
<b>0000002 Departmental Income</b>					
5000229 BCC CHARGES	256,020	264,840	264,840	285,789	285,789
5000300 WORKERS COMP ADMINISTRATION	0	16,500	0	19,000	19,000
5000320 COUNTY CONTRIBUTION	2,181,326	2,287,377	1,133,931	2,510,327	2,510,327
5000334 WORKERS COMPENSATION - OTHER G	128,322	82,500	0	95,000	95,000
5000405 PARTICIPANTS ASSESSMENTS	694,487	668,955	668,955	613,441	613,441
<b>0000002 Departmental Income Total</b>	<b>3,260,155</b>	<b>3,320,172</b>	<b>2,067,726</b>	<b>3,523,557</b>	<b>3,523,557</b>
<b>0000003 Use of Money</b>					
5000451 INTEREST AND EARNINGS	1,722	2,250	825	1,300	1,300
<b>0000003 Use of Money Total</b>	<b>1,722</b>	<b>2,250</b>	<b>825</b>	<b>1,300</b>	<b>1,300</b>
<b>0000007 Misc Interfund Revenues</b>					
5000530 REFUNDS OF PRIOR YEARS EXPENDI	305,777	215,000	176,660	215,000	215,000
5000534 TRANSFER FROM INSURANCE RESERV	0	200,000	0	0	0
<b>0000007 Misc Interfund Revenues Total</b>	<b>305,777</b>	<b>415,000</b>	<b>176,660</b>	<b>215,000</b>	<b>215,000</b>
<b>Rev Totals for Dept: 18000000</b>	<b>3,567,654</b>	<b>3,737,422</b>	<b>2,245,211</b>	<b>3,739,857</b>	<b>3,739,857</b>
<b>0000040 Contractual Expenditures</b>					
6004010 BOOKS AND SUBSCRIPTIONS	75	85	280	210	210
6004012 OFFICE SUPPLIES	0	200	0	200	200
6004041 PHOTOGRAPHIC SUPPLIES	0	100	0	100	100
6004048 MISC OPERATIONAL SUPPLIES	103	250	56	250	250
6004054 SAFETY SUPPLIES	0	335	0	335	335
6004100 POSTAGE AND FREIGHT	0	75	0	75	75
6004105 DUES AND MEMBERSHIPS	55	55	55	55	55
6004106 GENERAL OFFICE EXPENSES	0	250	0	250	250
6004150 CASE ASSESSMENT	34,728	36,466	21,271	37,560	37,560
6004161 TRAVEL HOTEL AND MEALS	593	938	355	938	938
6004204 COMPENSATION CLAIMS	1,324,384	1,276,900	768,885	1,305,116	1,305,116
6004205 MEDICAL CARE AND TREATMENT-COM	769,306	925,000	371,616	921,000	921,000
6004206 STATE WORKERS COMP ASSESSMENT	213,825	495,000	229,161	475,000	475,000

REPORT:BP032

BROOME COUNTY GOVERNMENT  
 REVENUE AND APPROPRIATION SUMMARY BY DEPARTMENT

FUND: 2100 Workers Comp Operating  
 DEPT: 18000000 Risk and Insurance

Account	2014 Actuals	2015 Budget	2015 YTD Actuals As of 08/26/15	2016 Budget Requested	2016 Budget Recommended
6004210 SETTLEMENT PAYMENTS	150,407	175,000	117,250	175,000	175,000
6004538 LEGAL CHARGES AND FEES	23,732	31,000	23,178	33,000	33,000
6004569 CLAIMS ADMINISTRATION	86,198	90,750	67,750	92,000	92,000
6004573 OTHER FEES FOR SERVICES	12,416	40,862	9,117	40,862	40,862
6004582 JUDGEMENTS AND CLAIMS	428,127	450,000	120,625	450,000	450,000
<b>0000040 Contractual Expenditures Totals</b>	<b>3,043,949</b>	<b>3,523,266</b>	<b>1,729,599</b>	<b>3,531,951</b>	<b>3,531,951</b>
<b>0000041 Chargeback Expenses</b>					
6004601 INDIRECT COSTS	0	5,000	0	5,000	5,000
6004604 DPW SECURITY CHARGEBACKS	7,175	0	0	0	0
6004610 PERSONNEL SERVICES CHARGEBACKS	191,381	199,144	0	195,510	195,510
6004614 OTHER CHARGEBACK EXPENSES	7,172	10,012	7,579	7,396	7,396
<b>0000041 Chargeback Expenses Totals</b>	<b>205,728</b>	<b>214,156</b>	<b>7,579</b>	<b>207,906</b>	<b>207,906</b>
<b>0000080 Employee Benefits</b>					
6008005 WORKERS COMP LT LIABILITY	8,832,671	0	0	0	0
<b>0000080 Employee Benefits Totals</b>	<b>8,832,671</b>	<b>0</b>	<b>0</b>	<b>0</b>	<b>0</b>
<b>Exp Totals for Dept: 18000000</b>	<b>12,082,348</b>	<b>3,737,422</b>	<b>1,737,178</b>	<b>3,739,857</b>	<b>3,739,857</b>
<b>Total for Dept: 18000000</b>	<b>-8,514,694</b>	<b>0</b>	<b>508,033</b>	<b>0</b>	<b>0</b>

**This page is intentionally left blank**



## Public Safety

<u>Department/Division</u>	<u>Page</u>
Sheriff	
Corrections	156
Law Enforcement	163
Emergency Services	
Operations	171
911—Emergency Services	178
Medical Training	184
Probation	
Probation	189
Family Services Unit	195
Security	198
STOP-DWI	205

# Sheriff

Sheriff (Elected)

UnderSheriff

Law Enforcement

Civil

Corrections

Income/Property Execution Orders  
Evictions  
Serve Legal Papers

Jail  
Photo Identification  
Pistol Permits  
Training

Administration

Training

Highway Patrol

Detectives

Warrants

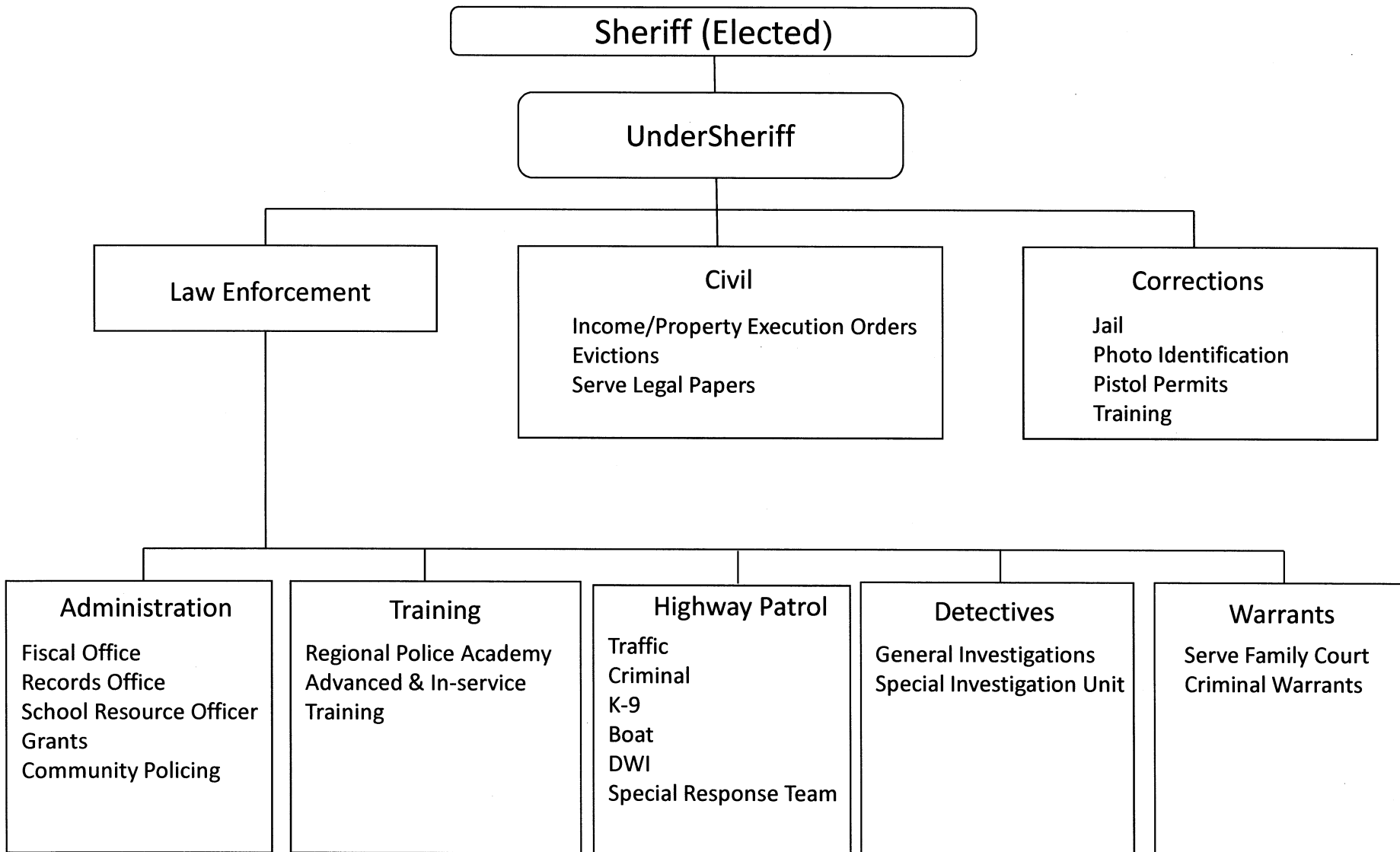
Fiscal Office  
Records Office  
School Resource Officer  
Grants  
Community Policing

Regional Police Academy  
Advanced & In-service  
Training

Traffic  
Criminal  
K-9  
Boat  
DWI  
Special Response Team

General Investigations  
Special Investigation Unit

Serve Family Court  
Criminal Warrants



**Sheriff  
Corrections:**

**Mission Statement**

The Corrections Division is required to comply with NYS Correction Law, Title IX of Executive Law Part 7000 (NYSCOC Minimum Standards) and NYS Sheriff's Association Accreditation Standards. The Corrections Division shall operate in compliance with applicable Federal laws and both Federal and NYS case law.

- Operate a cost effective and staff efficient correctional facility;
- Maintain a safe and secure atmosphere for staff, civilian personnel and inmates;
- Maintain a humane correctional environment by providing programs and services to criminal offenders.
- Securely, safely and humanely keep all prisoners committed to the custody of the Sheriff, and to offer those offenders opportunities for self-improvement.
- Comply with federal and state laws which govern our facility;
- Demonstrate the highest level of ethical and professional standards in our operations by holding ourselves accountable to the public;
- Work in cooperation with law enforcement agencies, governmental entities and members of the community.

**Description**

The Corrections Division operates the Broome County Sheriff's Correctional Facility located at 155 Lt. VanWinkle Dr., Binghamton, NY. Inmate supervision is accomplished through "direct supervision" management requiring Corrections Officers to constantly intermingle with offenders. This management concept has resulted in lower costs

to the County in terms of vandalism, injuries and other factors associated with jail operations.

Facility capacity is currently 536 beds.

**2016 Objectives**

The Sheriff's Office has requested the following enhancements to the 2016 Budget:

- Continue to increase effectiveness of the Corrections Division through: Federal and NYS case law.
- Continue the use of double ceiling to control costs.
- Use of cell space to generate revenue by housing prisoners for the United States Marshals Service, United States Immigration and Customs Enforcement and other New York State counties.
- Continued tracking of NYS reimbursement and compliance with law regarding the reimbursements and removal from County custody of State-Ready inmates.
- Continue internal programs to impact local criminal recidivism while maintaining current budgetary spending.

**2016 Budget Highlights**

- Maintain current spending trend, while continuing to generate revenue to offset operational cost.
- Continue to work with New York State OMH, looking for ways to improve our efficiencies with mentally ill inmates who need hospitalizations.
- Provide appropriate staffing for the jail following the successful completion of the in-progress jail expansion and medical unit construction project.



Sheriff/Corrections (23010003)		As of 07/07/2015			
<u>Title of Position</u>	<u>Grade/Unit</u>	<u>2014 Actuals</u>	<u>Current Authorized</u>	<u>2016 Requested</u>	<u>2016 Recommended</u>
<u>Full-Time Positions</u>					
Corrections Major	28 BAPA	1	1	1	1
Corrections Captain	26 BAPA	1	1	1	1
Corrections Lieutenant	AFSCME	5	5	5	5
Corrections Sergeant	AFSCME	16	16	16	16
Corrections Officer *	AFSCME	138	138	148	151
Inmate Records Clerk	10 CSEA	1	1	1	1
Keyboard Specialist	8 CSEA	2	2	2	2
Clerk	6 CSEA	1	1	1	1
Laundry Worker	6 CSEA	1	1	1	1
Library Clerk	5 CSEA	1	1	1	1
Total Full-Time Positions		167	167	177	180
<u>Part-Time Positions</u>					
Chaplain	NA	2	2	2	2
Total Part-Time Positions		2	2	2	2
Total Positions		169	169	179	182

\* One position unfunded since 2012, ten positions requested for jail expansion, three positions for dietary program  
 Funding for jail expansion new positions requested to begin 8/15/2016 recommended funding to begin 11/1/2016.  
 Funding for dietary program funded for full year

REPORT:BP033

BROOME COUNTY GOVERNMENT  
 REVENUE AND APPROPRIATION SUMMARY  
 BY DEPARTMENT AND DIVISION

FUND: 1010 General Operating  
 DEPT: 23000000 Sheriff  
 DIV: 01 Sheriff-Corrections

Account	2014 Actuals	2015 Budget	2015 YTD Actuals As of 08/26/15	2016 Budget Requested	2016 Budget Recommended
23000000 Sheriff					
0000002 Departmental Income					
5000114 SHERIFF ID FEES	7,695	9,000	4,108	7,000	7,000
5000179 CHARGES FOR SERVICES	3,413	0	0	0	0
5000208 RESTITUTION/REPARATION SURCHAR	6,175	7,000	4,058	6,500	6,500
5000323 OTHER LOCAL GOVERNMENTS	289,935	5,100	77,095	193,200	120,000
5000333 OTHER DEPARTMENTAL CHARGEBACK	19,415	0	43,516	82,500	82,500
0000002 Departmental Income Totals	326,633	21,100	128,777	289,200	216,000
0000004 Licenses and Permits					
5000480 PISTOL PERMITS	37,915	40,000	27,131	44,000	44,000
0000004 Licenses and Permits Totals	37,915	40,000	27,131	44,000	44,000
0000007 Misc Interfund Revenues					
5000530 REFUNDS OF PRIOR YEARS EXPENDI	457	0	23,243	0	0
5000534 TRANSFER FROM INSURANCE RESERV	33,782	37,824	54,705	0	0
5000546 Trust Account Inflows	201,825	0	0	0	0
0000007 Misc Interfund Revenues Totals	236,064	37,824	77,948	0	0
0000008 State Aid					
5000808 OTHER STATE AID	4,571	1,500	0	0	0
5000816 FELONY PRISONERS	17,808	19,000	6,303	17,000	17,000
0000008 State Aid Totals	22,379	20,500	6,303	17,000	17,000
0000009 Federal Aid					
5000901 FEDERAL AID - OTHER	-10,952	0	0	0	0
5000922 OTHER FEDERAL AID	52,800	56,000	22,000	40,000	40,000
5000948 U. S. MARSHALL JAIL FACILITY	282,487	436,000	282,363	497,336	497,336
0000009 Federal Aid Totals	324,335	492,000	304,363	537,336	537,336
Rev Total for Div: 2301	947,326	611,424	544,522	887,536	814,336

REPORT:BP033

BROOME COUNTY GOVERNMENT  
REVENUE AND APPROPRIATION SUMMARY  
BY DEPARTMENT AND DIVISION

FUND: 1010 General Operating  
DEPT: 23000000 Sheriff  
DIV: 01 Sheriff-Corrections

Account	2014 Actuals	2015 Budget	2015 YTD Actuals As of 08/26/15	2016 Budget Requested	2016 Budget Recommended
<b>0000010 Personnel Service</b>					
6001000 SALARIES FULL-TIME	10,102,092	10,240,354	6,250,647	10,397,381	10,436,331
6001001 SALARIES PART-TIME	12,970	27,175	8,199	27,175	27,175
6001002 SALARIES TEMPORARY	66,434	48,453	27,312	59,573	29,573
6001003 SALARIES OVERTIME	1,173,857	1,320,000	887,750	1,350,000	1,395,978
6001004 SALARIES SHIFT DIFFERENTIAL	144,692	145,000	90,097	150,228	149,724
6001005 DISABILITY 207C	61,077	61,860	44,255	70,000	70,000
6001008 STAND-BY PAY	605	0	483	0	0
6001009 OTHER PERSONNEL SERVICES	36,650	36,000	67	28,883	27,633
6001012 HOLIDAY OVERTIME PAY	536,446	530,000	274,070	550,876	553,552
<b>0000010 Personnel Service Totals</b>	<b>12,134,823</b>	<b>12,408,842</b>	<b>7,582,880</b>	<b>12,634,116</b>	<b>12,689,966</b>
<b>0000040 Contractual Expenditures</b>					
6004010 BOOKS AND SUBSCRIPTIONS	62	1,000	764	1,000	1,000
6004012 OFFICE SUPPLIES	11,280	17,008	11,255	25,000	25,000
6004021 BLDG MAINTENANCE SUPPLIES	844	10,000	1,043	3,000	3,000
6004023 BLDG AND GROUNDS SUPPLIES	9,764	20,576	7,156	10,000	10,000
6004032 HSLD LAUNDRY & CLEANING SUPPLI	57,604	52,396	40,303	60,000	60,000
6004033 CLOTHING AND INMATE SUPPLIES	73,604	60,685	43,496	70,000	70,000
6004041 PHOTOGRAPHIC SUPPLIES	2,075	2,000	8,181	3,000	3,000
6004044 QUARTERMASTER SUPPLIES	15,028	15,000	2,962	17,500	17,500
6004045 TRAINING AND EDUCATIONAL SUPPL	30,518	20,000	12,188	25,000	25,000
6004046 GAS OIL GREASE AND DIESEL FUEL	2,498	4,350	1,836	7,000	7,000
6004048 MISC OPERATIONAL SUPPLIES	13,361	15,000	5,333	15,000	15,000
6004053 RECREATIONAL AND ACTIVITY SUPP	0	200	0	200	200
6004055 COMPUTER SOFTWARE AND SUPPLIES	0	5,000	0	0	0
6004056 COMPUTER EQUIPMENT(NON CAPITAL	24,446	6,000	4,620	0	0
6004061 ENVIRONMENTAL HEALTH SUPPLIES	0	4,000	0	1,000	1,000
6004062 MEDICAL LAB & CLINIC SUPPLIES	4,532	3,198	2,297	7,000	7,000
6004063 PRESCRIPTION DRUGS	0	3,000	0	0	0
6004100 POSTAGE AND FREIGHT	0	200	122	100	100
6004105 DUES AND MEMBERSHIPS	3,075	3,370	75	3,450	3,450
6004106 GENERAL OFFICE EXPENSES	455	290	455	700	700
6004117 BUILDING AND GROUNDS EXPENSES	23,922	26,070	17,769	25,000	25,000
6004121 LAUNDRY AND DRY CLEANING EXPEN	12,892	15,916	7,684	15,000	15,000
6004123 MEDICAL HOSPITAL AND LAB EXPEN	15,025	1,500	4,282	4,200	4,200
6004124 INMATE EXPENSE-OTHER FACILITIE	0	210,500	90,404	120,000	120,000
6004125 RELIGIOUS EXPENSES	72,099	77,146	57,859	77,146	77,146
6004131 PHOTOGRAPHIC EXPENSES	0	100	0	100	100
6004136 OPERATIONAL EQUIPMENT REPAIRS	3,308	6,000	1,034	5,000	5,000
6004137 ADVERTISING AND PROMOTION EXPE	46	0	0	0	0

BROOME COUNTY GOVERNMENT  
 REVENUE AND APPROPRIATION SUMMARY  
 BY DEPARTMENT AND DIVISION

FUND: 1010 General Operating  
 DEPT: 23000000 Sheriff  
 DIV: 01 Sheriff-Corrections

Account	2014 Actuals	2015 Budget	2015 YTD Actuals As of 08/26/15	2016 Budget Requested	2016 Budget Recommended
6004138 OTHER OPERATIONAL EXPENSES	3,484	11,000	372	11,000	11,000
6004139 Trust Account Outflows	217,368	0	0	0	0
6004161 TRAVEL HOTEL AND MEALS	2,191	2,000	2,087	2,000	2,000
6004162 EDUCATION AND TRAINING	608	2,000	979	2,000	2,000
6004165 ADVISORY BD/TRUSTEES EXPENSES	1,174	1,000	783	1,100	1,100
6004168 OTHER PERSONNEL EXPENSES	224	300	245	350	350
6004169 DAY TRIP MEAL REIMBURSEMENT	4,142	3,500	4,030	7,150	7,150
6004192 SOFTWARE MAINTENANCE	5,258	6,000	1,508	0	0
6004196 COPYING MACHINE RENTALS	6,527	7,476	5,630	8,676	8,676
6004200 PROPERTY LOSS	31,959	36,802	46,441	0	0
6004203 INSURANCE CLAIMS	1,823	1,022	8,243	0	0
6004402 LAB SERVICES	0	500	0	500	500
6004406 MEDICAL AND HOSPITAL SERVICES	200,082	265,737	120,651	375,000	375,000
6004411 PHYSICIAN SERVICES	13,125	18,000	7,375	16,000	16,000
6004413 OTHER HEALTH AND MEDICAL SERVI	2,811,074	3,078,345	1,207,643	3,107,182	3,107,182
6004573 OTHER FEES FOR SERVICES	82	3,000	120	3,000	3,000
6004593 OTHER GOVERNMENTS PAYMENTS	231,030	600,000	84,783	500,000	500,000
<b>0000040 Contractual Expenditures Totals</b>	<b>3,906,589</b>	<b>4,617,187</b>	<b>1,812,008</b>	<b>4,529,354</b>	<b>4,529,354</b>
<b>0000041 Chargeback Expenses</b>					
6004603 FOOD SERVICE CHARGEBACK SPECIA	5	0	86	0	0
6004609 DATA PROCESSING CHARGEBACKS	25,000	25,000	12,500	25,000	25,000
6004614 OTHER CHARGEBACK EXPENSES	46,343	57,435	20,768	57,435	57,435
6004625 FOOD SERVICE CHARGEBACKS	1,830,118	1,717,446	819,182	1,774,618	1,201,766
<b>0000041 Chargeback Expenses Totals</b>	<b>1,901,466</b>	<b>1,799,881</b>	<b>852,536</b>	<b>1,857,053</b>	<b>1,284,201</b>
<b>0000060 Principal on Indebtedness</b>					
6006008 PRINCIPAL ON CAPITAL LEASE	1,497	0	0	0	0
<b>0000060 Principal on Indebtedness Totals</b>	<b>1,497</b>	<b>0</b>	<b>0</b>	<b>0</b>	<b>0</b>
<b>0000070 Interest on Indebtedness</b>					
6007005 INTEREST ON CAPITAL LEASE	454	0	0	0	0
<b>0000070 Interest on Indebtedness Totals</b>	<b>454</b>	<b>0</b>	<b>0</b>	<b>0</b>	<b>0</b>
<b>0000080 Employee Benefits</b>					

REPORT:BP033

BROOME COUNTY GOVERNMENT  
REVENUE AND APPROPRIATION SUMMARY  
BY DEPARTMENT AND DIVISION

FUND: 1010 General Operating  
DEPT: 23000000 Sheriff  
DIV: 01 Sheriff-Corrections

Account	2014 Actuals	2015 Budget	2015 YTD Actuals As of 08/26/15	2016 Budget Requested	2016 Budget Recommended
6008001 STATE RETIREMENT	1,898,237	2,608,453	1,348,900	2,399,088	2,413,629
6008002 SOCIAL SECURITY	892,924	955,112	549,386	959,583	964,653
6008004 WORKERS COMPENSATION	277,868	316,998	158,499	377,497	377,497
6008006 LIFE INSURANCE	2,452	2,505	1,642	2,565	2,579
6008007 HEALTH INSURANCE	2,075,211	2,022,119	1,274,607	2,080,246	2,088,725
6008009 RETIREE HEALTH INSURANCE	626,723	707,091	471,211	747,595	747,595
6008010 DISABILITY INSURANCE	17,736	21,172	11,001	29,856	30,022
6008013 HEALTH INS - RETIRE INCENTIVE	23,902	0	0	0	0
<b>0000080 Employee Benefits Totals</b>	<b>5,815,053</b>	<b>6,633,450</b>	<b>3,815,246</b>	<b>6,596,430</b>	<b>6,624,700</b>
<b>0000090 Transfers</b>					
6009002 TRANSFER TO GRANT FUND	42,831	9,643	9,642	9,656	9,656
<b>0000090 Transfers Totals</b>	<b>42,831</b>	<b>9,643</b>	<b>9,642</b>	<b>9,656</b>	<b>9,656</b>
<b>Exp Total for Div: 2301</b>	<b>23,802,713</b>	<b>25,469,003</b>	<b>14,072,312</b>	<b>25,626,609</b>	<b>25,137,877</b>
<b>Total for Div: 23000000</b>	<b>-22,855,387</b>	<b>-24,857,579</b>	<b>-13,527,790</b>	<b>-24,739,073</b>	<b>-24,323,541</b>

## **Sheriff**

### **Law Enforcement includes:**

- **Administration**
- **Highway Patrol**
- **Training**
- **Detectives Unit**
- **Civil Division**

### **Mission Statement**

The Office of the Sheriff, in order to meet its responsibilities to the public, establishes the following as a statement of commitment. It is the mission of the Office of the Sheriff to:

- Enforce, fairly and impartially, all duly constituted laws of the State of New York and the County of Broome.
- Investigate, identify, apprehend and assist in the prosecution of offenders using modern police methods and technologies.
- Respond quickly, efficiently and professionally to all reported crimes, emergencies, disasters and any other situation required by the public.
- Offer all employees the ability to improve their performance and experience through professional training while providing the public opportunities of involvement and education.
- Promulgate a safe work environment within the confines of the nature of the work.
- Cooperate with surrounding police and correctional agencies in training and enforcement in order to create an improved criminal justice system.
- Cooperate with all county agencies to improve the County and community while providing services at a cost-effective level.

### **Description**

The Administrative Division enforces Broome County's policies and procedures governing intake and distribution of funds on behalf of the Sheriff's Office, all purchasing and payroll operations for the department as well as Workers' Compensation claims. Inmate and commissary records are kept in balance according to bookkeeping rules and regulations. The records area processes and maintains records of all incidents and accidents.

The Highway Patrol Division is responsible 24 hours a day for patrolling 350 miles of county roads, 1008 miles of state highways and 927 miles of town roads. Patrol is the primary law enforcement for 52% of the residents of Broome County. It serves as the primary backup for five municipal agencies within Broome County.

A vital component of the Highway Patrol Division is the Community Policing function, which provides the following services:

- **School Resource Officer(SRO):** During the school year, serves as active SRO to both Chenango Valley and Maine-Endwell Schools - consisting of 8 different buildings spread out in different townships. Typically the SRO spends 4-6 hours a day within any of the schools and / or in the school zone, and will often conduct traffic in the school zone and follow buses. While in the schools, the SRO will leave for BCSO and 911 calls if available. The SRO teaches various classes upon request (drug education, bullying, law/govt. classes), and will assist at other school districts upon request (for complaints as well as education). The SRO spends an equal amount of time in the high school, middle school and primary schools that he/she serves.

- **Community Outreach:**
  - Assist with any new or existing neighborhood watch groups
  - Assist with any recruitment (patrol, corrections, civil)
  - Assist with social media (Facebook, Twitter, Flick, Youtube)
- **Police Traffic Services:**
  - Coordinate where to put speed trailers
  - Analyze the data from these trailers and provide to highway patrol
  - Manage the PTS and Motorcycle Safety Grants through the GTSC (Governor's Traffic Safety Committee)

The Detective Division is responsible for the investigation of crimes as well as matters that cannot be effectively investigated by the Patrol Division members due to their complexity. It is responsible for initiation of investigations pertaining to narcotics trafficking and vice related crimes. Detectives interview suspects, witnesses and informants with the objective of developing information on reported or suspected criminal activity. Detectives are also responsible for the preparation and submission of case reports for prosecution. Detectives work closely with the Broome County District Attorney's Office as well as local, state and federal agencies to solve crimes and apprehend offenders. The division is also responsible for the management and execution of arrest warrants issued by Broome County Supreme Court, Family Court, and local criminal courts throughout the county and the extradition of prisoners from other states.

The Training Division operates the Broome County Sheriff's Law Enforcement Academy which provides for all State mandated and in-service training within the Broome County Sheriff's Office. The Academy also serves as the central training point for Zone 6, which encompasses 40 police agencies in a seven (7) county region. Training

conducted at the Academy includes: firearms, defensive tactics, instructor development, breath test operator, radar operator, supervisor school, basic corrections and recruit schools, in-service schools and seminars on numerous topics. The Academy is dedicated to maintaining the highest level of training available to the law enforcement officers that serve our community.

The Civil Division is mandated to serve and execute all decisions handed down by the courts as required by the New York State Civil Practice Law and Rules (CPLR), Family Court Act (FCA) and Real Property Law (RPL) statutes. This includes, but is not limited to, sheriff sales, income and property executions, evictions, summons and complaints, subpoenas, orders of seizure, warrants, temporary orders of protection and personal services (juvenile neglect and abuse).

The Civil Division serves all types of civil process, family court orders and civil arrests, and maintains computerized records of all actions taken for mandated reporting to the appropriate court.

### 2016 Objectives

The Sheriff's Office has requested the following enhancements to the 2016 Budget:

#### Administration

- Maintain current services

#### Highway Patrol

- Continue providing effective Law Enforcement services to the residents of Broome County

#### Detectives Division

- Maintain current services

#### Training Division

- Increase the number of Law Enforcement Agencies who rely on the Broome County Law Enforcement Academy for all phases of their employee training.
- Increase the number of seminars and in-service training schools that are offered at no cost to the Academy.

#### Civil Division

- Continue budget from 2015

### **2016 Budget Highlights**

#### Administration

- Maintain current services

#### Highway Patrol

- Maintain current level of services

#### Detective Division

- Maintain current level of services

#### Training

- Upgrade training aides
- Maintain current level of services

#### Civil Division

- Maintain current level of services



<u>Title of Position</u>	<u>Grade/Unit</u>	2014 <u>Actuals</u>	As of 07/07/2015 <u>Current Authorized</u>	2016 <u>Requested</u>	2016 <u>Recommended</u>
Sheriff/Civil	(23020103)				
Sheriff/Detectives	(23020203)				
Sheriff/Highway	(23020303)				
Sheriff/Administration	(23020403)				
Sheriff/Training	(23020503)				
<b><u>Full-Time Positions</u></b>					
Sheriff	Elected	1	1	1	1
Undersheriff	G Admin	1	1	1	1
Deputy Sheriff Captain	28 BAPA	1	1	1	1
Chief Civil Deputy	26 Admin	1	1	1	1
Civil Deputy	19 Admin	2	2	2	2
Secretary to Sheriff	14 Admin	1	1	1	1
Fiscal Manager	17 BAPA	1	1	1	1
Deputy Sheriff Lieutenant	BCSLEOA	1	1	1	1
Deputy Sheriff Detective Sergeant	BCSLEOA	2	2	2	2
Deputy Sheriff Sergeant	BCSLEOA	7	7	7	7
Deputy Sheriff Detective	BCSLEOA	10	10	10	10
Deputy Sheriff	BCSLEOA	30	30	30	30
Principal Account Clerk	13 CSEA	1	1	1	1
Senior Account Clerk Typist	9 CSEA	1	1	1	1
Keyboard Specialist	8 CSEA	5	5	5	5
Total Full-Time Positions		65	65	65	65
<b><u>Part-Time Positions</u></b>					
None					
Total Part-Time Positions		0	0	0	0
Total Positions		65	65	65	65

BROOME COUNTY GOVERNMENT  
 REVENUE AND APPROPRIATION SUMMARY  
 BY DEPARTMENT AND DIVISION

FUND: 1010 General Operating  
 DEPT: 23000000 Sheriff  
 DIV: 02 Sheriff-Law Enforcement

Account	2014 Actuals	2015 Budget	2015 YTD Actuals As of 08/26/15	2016 Budget Requested	2016 Budget Recommended
<b>0000002 Departmental Income</b>					
5000113 SHERIFF FEES	485,039	506,702	297,970	475,000	475,000
5000115 RECORD MONEY	1,407	1,600	1,283	1,500	1,500
5000117 OTHER PUB SAFETY DEPT INCOME	9,291	3,850	3,502	6,000	6,000
5000333 OTHER DEPARTMENTAL CHARGEBACK	17,446	9,500	3,698	10,600	10,600
<b>0000002 Departmental Income Totals</b>	<b>513,183</b>	<b>521,652</b>	<b>306,453</b>	<b>493,100</b>	<b>493,100</b>
<b>0000003 Use of Money</b>					
5000451 INTEREST AND EARNINGS	2	0	0	0	0
<b>0000003 Use of Money Totals</b>	<b>2</b>	<b>0</b>	<b>0</b>	<b>0</b>	<b>0</b>
<b>0000006 Sale of Prop and Comp for Loss</b>					
5000518 SALE OF EQUIPMENT	11,460	0	0	7,500	7,500
<b>0000006 Sale of Prop and Comp for Loss Totals</b>	<b>11,460</b>	<b>0</b>	<b>0</b>	<b>7,500</b>	<b>7,500</b>
<b>0000007 Misc Interfund Revenues</b>					
5000530 REFUNDS OF PRIOR YEARS EXPENDI	165,887	0	32,720	0	0
5000534 TRANSFER FROM INSURANCE RESERV	1,469	0	0	0	0
5000545 CREDIT CARD REBATES	916	0	0	500	500
5000546 Trust Account Inflows	18,411	0	0	0	0
<b>0000007 Misc Interfund Revenues Totals</b>	<b>186,683</b>	<b>0</b>	<b>32,720</b>	<b>500</b>	<b>500</b>
<b>0000009 Federal Aid</b>					
5000946 FEDERAL AID - OTHER	52,099	0	0	0	0
<b>0000009 Federal Aid Totals</b>	<b>52,099</b>	<b>0</b>	<b>0</b>	<b>0</b>	<b>0</b>
<b>Rev Total for Div: 2302</b>	<b>763,427</b>	<b>521,652</b>	<b>339,173</b>	<b>501,100</b>	<b>501,100</b>

0000010 Personnel Service

REPORT:BP033

BROOME COUNTY GOVERNMENT  
REVENUE AND APPROPRIATION SUMMARY  
BY DEPARTMENT AND DIVISION

FUND: 1010 General Operating  
DEPT: 23000000 Sheriff  
DIV: 02 Sheriff-Law Enforcement

Account	2014 Actuals	2015 Budget	2015 YTD Actuals As of 08/26/15	2016 Budget Requested	2016 Budget Recommended
6001000 SALARIES FULL-TIME	3,955,651	3,940,093	2,609,268	4,275,903	4,275,903
6001002 SALARIES TEMPORARY	29,677	30,778	39,636	30,778	30,778
6001003 SALARIES OVERTIME	323,424	359,211	206,089	353,879	353,879
6001004 SALARIES SHIFT DIFFERENTIAL	52,222	56,125	13,172	61,075	61,075
6001005 DISABILITY 207C	13,350	0	492	0	0
6001006 OUT OF TITLE PAY	423	0	249	0	0
6001009 OTHER PERSONNEL SERVICES	48,635	48,300	13,996	49,450	49,450
6001012 HOLIDAY OVERTIME PAY	48,979	42,880	20,840	48,425	48,425
<b>0000010 Personnel Service Totals</b>	<b>4,472,361</b>	<b>4,477,387</b>	<b>2,903,742</b>	<b>4,819,510</b>	<b>4,819,510</b>
<b>0000040 Contractual Expenditures</b>					
6004010 BOOKS AND SUBSCRIPTIONS	3,417	5,096	2,129	3,935	3,935
6004012 OFFICE SUPPLIES	14,784	20,900	8,713	16,900	16,900
6004023 BLDG AND GROUNDS SUPPLIES	0	0	51	0	0
6004044 QUARTERMASTER SUPPLIES	72,927	57,032	89,203	80,307	86,307
6004045 TRAINING AND EDUCATIONAL SUPPL	-26,661	50,597	19,714	42,141	42,141
6004046 GAS OIL GREASE AND DIESEL FUEL	3,167	4,300	1,496	4,300	4,300
6004048 MISC OPERATIONAL SUPPLIES	29,613	29,912	23,618	33,032	33,032
6004050 ANIMAL FOOD	1,809	2,108	343	2,000	2,000
6004053 RECREATIONAL AND ACTIVITY SUPP	4,509	6,000	4,150	6,000	6,000
6004055 COMPUTER SOFTWARE AND SUPPLIES	786	3,500	26	0	0
6004056 COMPUTER EQUIPMENT (NON CAPITAL	4,976	4,259	1,501	0	0
6004100 POSTAGE AND FREIGHT	13,595	15,850	9,062	15,440	15,440
6004105 DUES AND MEMBERSHIPS	4,277	3,757	1,537	4,116	4,116
6004106 GENERAL OFFICE EXPENSES	327	420	228	550	550
6004113 WATER AND SEWAGE CHARGES	0	0	0	600	600
6004114 HEATING AND AIR COND PLANT EXP	0	0	0	2,400	2,400
6004115 ELECTRIC CURRENT	4,354	5,450	2,583	4,500	4,500
6004117 BUILDING AND GROUNDS EXPENSES	150	0	0	0	0
6004121 LAUNDRY AND DRY CLEANING EXPEN	4,432	6,372	3,002	4,800	4,800
6004123 MEDICAL HOSPITAL AND LAB EXPEN	110	0	0	0	0
6004126 RECREATIONAL AND ACTIVITY EXPE	850	0	800	0	0
6004136 OPERATIONAL EQUIPMENT REPAIRS	4,082	1,475	7,254	4,700	4,700
6004137 ADVERTISING AND PROMOTION EXPE	0	200	10	200	200
6004138 OTHER OPERATIONAL EXPENSES	3,761	9,440	2,438	9,440	9,440
6004139 Trust Account Outflows	58,072	0	0	0	0
6004160 MILEAGE AND PARKING-LOCAL	0	100	0	50	50
6004161 TRAVEL HOTEL AND MEALS	11,452	9,567	13,803	15,037	15,037
6004162 EDUCATION AND TRAINING	4,407	2,755	3,568	9,110	9,110
6004164 NON-EMPLOYEE TRAVEL HOTEL & ME	17,572	27,770	14,260	20,000	20,000
6004165 ADVISORY BD/TRUSTEES EXPENSES	605	660	556	660	660

BROOME COUNTY GOVERNMENT  
 REVENUE AND APPROPRIATION SUMMARY  
 BY DEPARTMENT AND DIVISION

FUND: 1010 General Operating  
 DEPT: 23000000 Sheriff  
 DIV: 02 Sheriff-Law Enforcement

Account	2014 Actuals	2015 Budget	2015 YTD Actuals As of 08/26/15	2016 Budget Requested	2016 Budget Recommended
6004168 OTHER PERSONNEL EXPENSES	60	0	75	315	315
6004169 DAY TRIP MEAL REIMBURSEMENT	772	730	726	1,450	1,450
6004192 SOFTWARE MAINTENANCE	3,130	7,139	2,742	0	0
6004194 SOFTWARE RENTAL	9,000	9,000	0	0	0
6004196 COPYING MACHINE RENTALS	3,999	11,550	7,734	10,722	10,722
6004200 PROPERTY LOSS	1,469	0	0	0	0
6004255 CONTRACTED SERVICES	2,348	0	0	0	0
6004402 LAB SERVICES	35	500	0	250	250
6004406 MEDICAL AND HOSPITAL SERVICES	0	250	0	0	0
6004411 PHYSICIAN SERVICES	0	250	0	0	0
6004537 INVESTIGATIONS EXPENSES	2,677	3,000	953	3,000	3,000
6004568 VETERINARIAN SERVICES	1,541	1,500	1,464	1,625	1,625
6004573 OTHER FEES FOR SERVICES	618	2,620	52	2,720	2,720
6004588 INTEREST AND PENALTIES	1	0	0	0	0
<b>0000040 Contractual Expenditures Totals</b>	<b>263,023</b>	<b>304,059</b>	<b>223,791</b>	<b>300,300</b>	<b>306,300</b>
<b>0000041 Chargeback Expenses</b>					
6004602 INSURANCE PREMIUM CHARGEBACK	146,067	135,705	67,853	130,857	130,857
6004603 FOOD SERVICE CHARGEBACK SPECIA	78	0	0	0	0
6004606 TELEPHONE BILLING ACCOUNT	13,568	13,450	0	13,521	13,521
6004609 DATA PROCESSING CHARGEBACKS	25,000	25,000	12,500	25,000	25,000
6004615 GASOLINE CHARGEBACK	280,209	350,000	88,170	306,000	306,000
6004616 FLEET SERVICE CHARGEBACK	169,556	162,863	162,863	141,474	141,474
6004625 FOOD SERVICE CHARGEBACKS	278	0	0	0	0
<b>0000041 Chargeback Expenses Totals</b>	<b>634,756</b>	<b>687,018</b>	<b>331,386</b>	<b>616,852</b>	<b>616,852</b>
<b>0000060 Principal on Indebtedness</b>					
6006008 PRINCIPAL ON CAPITAL LEASE	6,801	0	0	0	0
<b>0000060 Principal on Indebtedness Totals</b>	<b>6,801</b>	<b>0</b>	<b>0</b>	<b>0</b>	<b>0</b>
<b>0000070 Interest on Indebtedness</b>					
6007005 INTEREST ON CAPITAL LEASE	1,504	0	0	0	0
<b>0000070 Interest on Indebtedness Totals</b>	<b>1,504</b>	<b>0</b>	<b>0</b>	<b>0</b>	<b>0</b>
<b>0000080 Employee Benefits</b>					

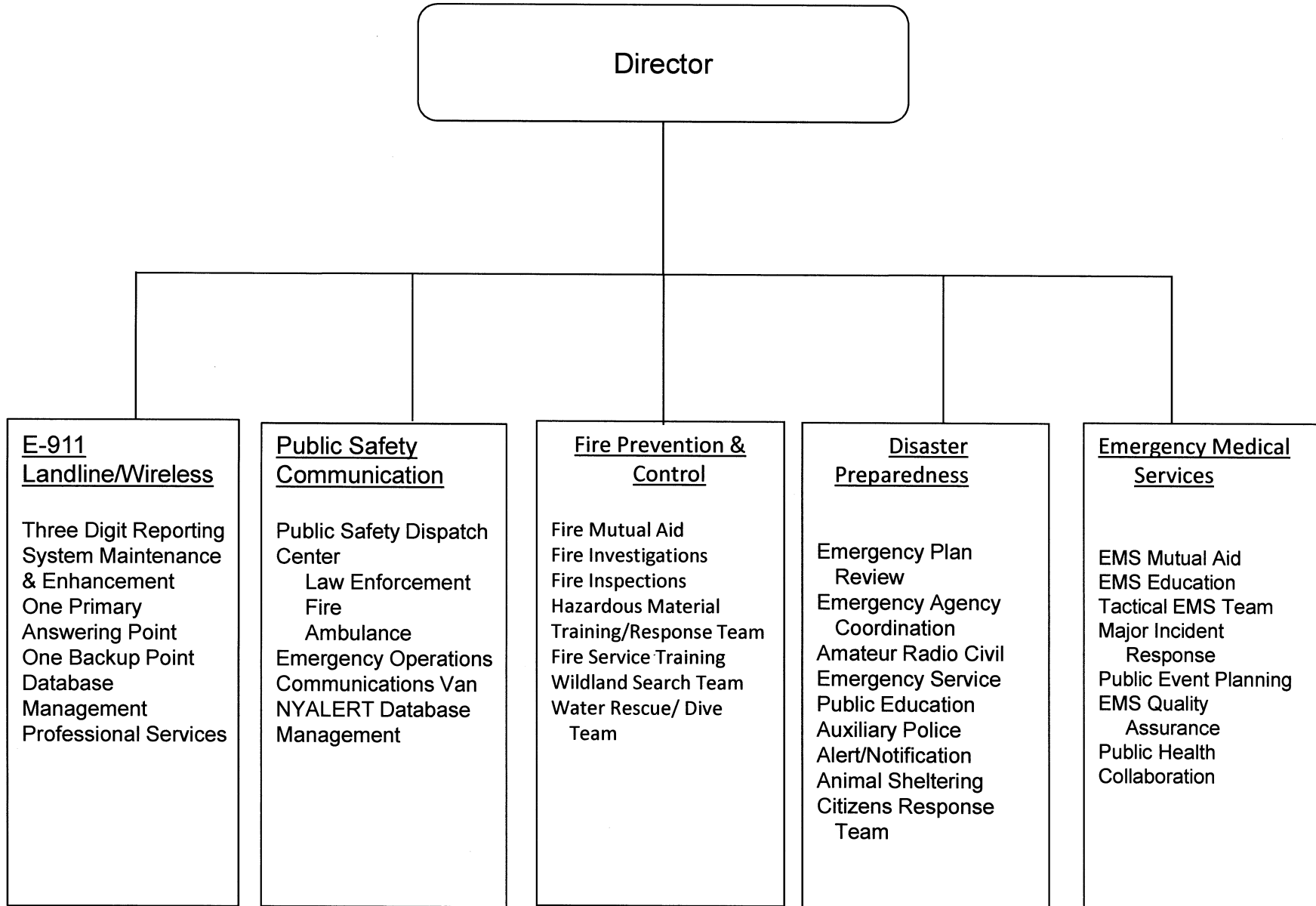
REPORT:BP033

BROOME COUNTY GOVERNMENT  
REVENUE AND APPROPRIATION SUMMARY  
BY DEPARTMENT AND DIVISION

FUND: 1010 General Operating  
DEPT: 23000000 Sheriff  
DIV: 02 Sheriff-Law Enforcement

Account	2014 Actuals	2015 Budget	2015 YTD Actuals As of 08/26/15	2016 Budget Requested	2016 Budget Recommended
6008001 STATE RETIREMENT	1,034,567	1,286,973	707,912	1,272,908	1,272,908
6008002 SOCIAL SECURITY	333,750	343,835	214,780	368,618	368,618
6008004 WORKERS COMPENSATION	113,496	113,084	56,544	143,676	143,676
6008006 LIFE INSURANCE	979	975	653	975	975
6008007 HEALTH INSURANCE	865,250	819,212	528,294	830,677	830,677
6008009 RETIREE HEALTH INSURANCE	670,866	703,000	455,085	685,603	685,603
6008010 DISABILITY INSURANCE	618	546	341	665	665
6008013 HEALTH INS - RETIRE INCENTIVE	10,890	0	0	0	0
<b>0000080 Employee Benefits Totals</b>	<b>3,030,416</b>	<b>3,267,625</b>	<b>1,963,609</b>	<b>3,303,122</b>	<b>3,303,122</b>
<b>0000090 Transfers</b>					
6009002 TRANSFER TO GRANT FUND	0	7,000	0	0	0
<b>0000090 Transfers Totals</b>	<b>0</b>	<b>7,000</b>	<b>0</b>	<b>0</b>	<b>0</b>
<b>Exp Total for Div: 2302</b>	<b>8,408,861</b>	<b>8,743,089</b>	<b>5,422,528</b>	<b>9,039,784</b>	<b>9,045,784</b>
<b>Total for Div: 23000000</b>	<b>-7,645,434</b>	<b>-8,221,437</b>	<b>-5,083,355</b>	<b>-8,538,684</b>	<b>-8,544,684</b>
<b>Total for Dept: 23000000</b>	<b>-30,500,821</b>	<b>-33,079,016</b>	<b>-18,611,145</b>	<b>-33,277,757</b>	<b>-32,868,225</b>

# Emergency Services



## Emergency Services OES - Operations

### Mission Statement

To provide planning, training, resources, response, warning, coordination, and information through communications to the public, elected officials, and public safety agencies, to assist them in preparing for, and mitigating, emergencies and disasters, which affect the residents of Broome County.

### Description

The Office of Emergency Services comprises four divisions: Communications, Disaster Preparedness, Emergency Medical Services, and Fire Prevention and Control.

Communications – Administers the Broome County Emergency Dispatch/911 Center and assists local agencies in planning for future communications needs. Provides command post communications support at incidents and planned events. Maintains database for NYALERT emergency public notification system.

Disaster Preparedness – Conducts hazard vulnerability studies and maps hazards. Provides disaster planning and assistance for preparedness, response, and recovery. Coordinates alerts and warnings for river flooding, chemical spills, and response during emergencies. Administrates the Animal Response Team, and Community Emergency Response Team.

Emergency Medical Services – Administers New York State certified emergency medical training programs. Plans for delivery of adequate emergency medical services. Administers Mutual Aid Plan among

ambulance services and coordinates medical disaster planning, and Medic SWAT Team.

Fire Prevention and Control – Administers and implements County Fire Mutual Aid Plan, County Arson Plan, County Fire Investigations, local New York State Fire Training Program, and County Hazardous Materials Response Team, County Water Rescue Dive Team, and County Wildland Search and Rescue Team. Conducts Fire Code enforcement inspections on County facilities and certain special events.

### 2016 Objectives

- Maintain services at present delivery level or higher without significant increase in budget amounts.
- Continue management of Emergency Public Notification System (NY Alert), Review and update Comprehensive Emergency Management Plan. Design, plan and carry out required drills and exercises to test emergency plans and improve performance .
- Train, equip and recruit members for the Animal Rescue Team, Community Emergency Response Team, Wildland Search and Rescue Team, and Medic SWAT program.
- Begin build out of replacement and additional tower sites to improve emergency communications as part of larger project to overhaul and replace the public safety communications system countywide.
- Upon completion of study of Hillcrest GSA Depot site, begin implementation any objectives there possible with a high degree of priority to finding adequate space to house OES vehicles and team response equipment.

## **2016 Budget Highlights**

- Continue to upgrade and replace equipment in the public safety communications system.
- Continue County-wide-NIMS-compliant credentialing and accountability system for all first responders.
- Maintain critical services where possible.
- Requested re-funding two Emergency Services Dispatcher positions.
- Requested re-funding EMS Training Officer position at a full-time level.
- Create a part-time Fire Coordinator



Emergency Services (20010003)  
Operations

<u>Title of Position</u>	<u>Grade/Unit</u>	2014 <u>Actuals</u>	As of 7/7/2015 Current <u>Authorized</u>	2016 <u>Requested</u>	2016 <u>Recommended</u>
<u>Full-Time Positions</u>					
Director of Emergency Services	E Admin	1	1	1	1
Communications Supervisor *	24 Admin	1	1	0	0
Senior Emergency Services Dispatcher	18 BAPA	4	4	4	4
Emergency Services Dispatcher II **	14 CSEA	36	36	36	36
Emergency Services Dispatcher I	12 CSEA	2	2	2	2
Senior Account Clerk	9 CSEA	1	1	1	1
Total Full-Time Positions		45	45	44	44
<u>Part-Time Positions</u>					
Fire Coordinator	22 Admin	0	0	1	1
Total Part-Time Positions		0	0	1	1
Total Positions		45	45	45	45

\* Transferred to 20020003 Emergency Services 911

\*\*Two positions unfunded since 2015 (Funding requested in 2016 but not recommended)

REPORT:BP033

BROOME COUNTY GOVERNMENT  
 REVENUE AND APPROPRIATION SUMMARY  
 BY DEPARTMENT AND DIVISION

FUND: 1010 General Operating  
 DEPT: 20000000 Emergency Services  
 DIV: 01 Emergency Services- Emergency Mgmt

Account	2014 Actuals	2015 Budget	2015 YTD Actuals As of 08/26/15	2016 Budget Requested	2016 Budget Recommended
20000000 Emergency Services					
0000002 Departmental Income					
5000189 OTHER LOCAL GOVERNMENTS	15,733	13,500	11,513	13,500	13,500
0000002 Departmental Income Totals	15,733	13,500	11,513	13,500	13,500
0000007 Misc Interfund Revenues					
5000534 TRANSFER FROM INSURANCE RESERV	2,222	0	0	0	0
5000545 CREDIT CARD REBATES	238	0	0	0	0
0000007 Misc Interfund Revenues Totals	2,460	0	0	0	0
0000008 State Aid					
5000808 OTHER STATE AID	279	0	0	0	0
0000008 State Aid Totals	279	0	0	0	0
0000009 Federal Aid					
5000906 CIVIL DEFENSE	155,171	76,889	7,047	76,889	76,889
0000009 Federal Aid Totals	155,171	76,889	7,047	76,889	76,889
Rev Total for Div: 2001	173,643	90,389	18,560	90,389	90,389
0000010 Personnel Service					
6001000 SALARIES FULL-TIME	2,155,651	2,015,809	1,297,843	2,065,904	1,995,204
6001001 SALARIES PART-TIME	0	0	0	24,748	24,748
6001002 SALARIES TEMPORARY	254,066	270,228	158,257	279,240	279,240
6001003 SALARIES OVERTIME	217,609	126,677	137,915	195,695	195,695
6001004 SALARIES SHIFT DIFFERENTIAL	20,085	22,867	12,264	22,867	22,867
6001006 OUT OF TITLE PAY	2,284	1,350	1,483	2,350	2,350
6001008 STAND-BY PAY	13,533	17,600	7,951	15,650	15,650
6001009 OTHER PERSONNEL SERVICES	300	300	0	300	300
0000010 Personnel Service Totals	2,663,528	2,454,831	1,615,713	2,606,754	2,536,054

REPORT:BP033

BROOME COUNTY GOVERNMENT  
REVENUE AND APPROPRIATION SUMMARY  
BY DEPARTMENT AND DIVISION

FUND: 1010 General Operating  
DEPT: 20000000 Emergency Services  
DIV: 01 Emergency Services- Emergency Mgmt

Account	2014 Actuals	2015 Budget	2015 YTD Actuals As of 08/26/15	2016 Budget Requested	2016 Budget Recommended
<b>0000040 Contractual Expenditures</b>					
6004010 BOOKS AND SUBSCRIPTIONS	723	2,055	1,221	1,200	1,200
6004012 OFFICE SUPPLIES	2,085	3,200	233	3,200	3,200
6004041 PHOTOGRAPHIC SUPPLIES	644	3,500	0	3,500	3,500
6004043 ARSON INVESTIGATION SUPPLIES	953	4,510	2,234	3,635	3,635
6004046 GAS OIL GREASE AND DIESEL FUEL	184	1,700	592	0	0
6004048 MISC OPERATIONAL SUPPLIES	1,947	2,068	23	2,068	2,068
6004055 COMPUTER SOFTWARE AND SUPPLIES	0	340	0	0	0
6004105 DUES AND MEMBERSHIPS	489	840	220	705	705
6004106 GENERAL OFFICE EXPENSES	1,929	3,885	0	3,885	3,885
6004138 OTHER OPERATIONAL EXPENSES	5,245	7,700	3,283	7,700	7,700
6004160 MILEAGE AND PARKING-LOCAL	1,012	1,600	217	1,600	1,600
6004161 TRAVEL HOTEL AND MEALS	936	1,400	1,346	1,400	1,400
6004162 EDUCATION AND TRAINING	1,620	2,800	838	2,800	2,800
6004200 PROPERTY LOSS	2,222	0	0	0	0
6004255 CONTRACTED SERVICES	2,348	0	0	0	0
<b>0000040 Contractual Expenditures Totals</b>	<b>22,337</b>	<b>35,598</b>	<b>10,207</b>	<b>31,693</b>	<b>31,693</b>
<b>0000041 Chargeback Expenses</b>					
6004602 INSURANCE PREMIUM CHARGEBACK	4,012	2,602	1,301	4,063	4,063
6004615 GASOLINE CHARGEBACK	13,121	12,670	3,348	15,000	15,000
6004616 FLEET SERVICE CHARGEBACK	17,848	17,848	17,848	15,504	15,504
<b>0000041 Chargeback Expenses Totals</b>	<b>34,981</b>	<b>33,120</b>	<b>22,497</b>	<b>34,567</b>	<b>34,567</b>
<b>0000080 Employee Benefits</b>					
6008001 STATE RETIREMENT	377,055	431,842	258,747	467,151	459,593
6008002 SOCIAL SECURITY	195,309	184,259	117,908	196,314	190,860
6008004 WORKERS COMPENSATION	16,089	20,330	10,165	21,496	21,496
6008006 LIFE INSURANCE	641	630	426	660	630
6008007 HEALTH INSURANCE	453,763	436,017	280,354	443,577	425,079
6008009 RETIREE HEALTH INSURANCE	54,436	59,558	36,885	55,327	55,327
6008010 DISABILITY INSURANCE	2,782	2,886	1,794	3,701	3,701
<b>0000080 Employee Benefits Totals</b>	<b>1,100,075</b>	<b>1,135,522</b>	<b>706,279</b>	<b>1,188,226</b>	<b>1,156,686</b>

REPORT:BP033

BROOME COUNTY GOVERNMENT  
REVENUE AND APPROPRIATION SUMMARY  
BY DEPARTMENT AND DIVISION

FUND: 1010 General Operating  
DEPT: 20000000 Emergency Services  
DIV: 01 Emergency Services- Emergency Mgmt

Account	2014 Actuals	2015 Budget	2015 YTD Actuals As of 08/26/15	2016 Budget Requested	2016 Budget Recommended
Exp Total for Div: 2001	3,820,921	3,659,071	2,354,696	3,861,240	3,759,000
Total for Div: 20000000	-3,647,278	-3,568,682	-2,336,136	-3,770,851	-3,668,611

## **Emergency Services E-911**

### **Mission Statement**

To provide for a universal 911 Emergency Telephone Reporting System within Broome County; To provide, within the confines of revenue produced through the 911 surcharge, a communications system and enhancements to public safety agencies in the County with the 911 system.

### **Description**

The 911 system is funded through the 911 telephone bill surcharge and the E911 wireless surcharge. These surcharges provide revenue for the operation and maintenance of the system and enables enhancement of the communications system.

### **2016 Objectives**

- Begin to construct towers and RFP overhaul of public safety communications systems for better radio coverage to meet today's public safety needs and increase interoperability.
- Expand mobile computer terminals to rest of law enforcement, all EMS, and some fire vehicles.
- Complete warm 911 backup center.

### **2016 Budget Highlights**

- Maintain services to public safety agencies and the public who relies on this critical service.
- Improve communications systems to enhance first responder safety and to provide needed interoperability between agencies.
- Improve efficiency in the communications system.

Emergency Services (20020003)  
911

<u>Title of Position</u>	<u>Grade/Unit</u>	2014 <u>Actuals</u>	As of 7/7/2015 Current <u>Authorized</u>	2016 <u>Requested</u>	2016 <u>Recommended</u>
<u>Full-Time Positions</u>					
Senior Emergency Services Dispatcher	18 BAPA	2	2	2	2
Communications Supervisor*	24 Admin	0	0	1	1
Total Full-Time Positions		2	2	3	3
<u>Part-Time Positions</u>					
None					
Total Part-Time Positions		0	0	0	0
Total Positions		2	2	3	3

\*Transferred from Operations (2001003)

REPORT:BP033

BROOME COUNTY GOVERNMENT  
REVENUE AND APPROPRIATION SUMMARY  
BY DEPARTMENT AND DIVISION

FUND: 1010 General Operating  
DEPT: 20000000 Emergency Services  
DIV: 02 Emergency Svcs-911 Comm

Account	2014 Actuals	2015 Budget	2015 YTD Actuals As of 08/26/15	2016 Budget Requested	2016 Budget Recommended
<b>0000007 Misc Interfund Revenues</b>					
5000535 911 SURCHARGE - LANDLINE	288,893	319,856	171,329	292,862	292,862
<b>0000007 Misc Interfund Revenues Totals</b>	<b>288,893</b>	<b>319,856</b>	<b>171,329</b>	<b>292,862</b>	<b>292,862</b>
<b>Rev Total for Div: 2002</b>	<b>288,893</b>	<b>319,856</b>	<b>171,329</b>	<b>292,862</b>	<b>292,862</b>
<b>0000010 Personnel Service</b>					
6001000 SALARIES FULL-TIME	123,244	122,334	73,900	192,796	192,796
6001003 SALARIES OVERTIME	3,466	0	2,627	0	0
6001004 SALARIES SHIFT DIFFERENTIAL	24	0	0	0	0
6001008 STAND-BY PAY	1,300	0	550	0	0
<b>0000010 Personnel Service Totals</b>	<b>128,034</b>	<b>122,334</b>	<b>77,077</b>	<b>192,796</b>	<b>192,796</b>
<b>0000020 Equipment and Capital Outlay</b>					
6002706 COMMUNICATIONS EQUIPMENT	-170,000	0	0	0	0
<b>0000020 Equipment and Capital Outlay Totals</b>	<b>-170,000</b>	<b>0</b>	<b>0</b>	<b>0</b>	<b>0</b>
<b>0000040 Contractual Expenditures</b>					
6004010 BOOKS AND SUBSCRIPTIONS	0	305	0	0	0
6004012 OFFICE SUPPLIES	60	2,042	0	0	0
6004055 COMPUTER SOFTWARE AND SUPPLIES	0	340	0	0	0
6004102 TELEPHONE EQUIPMENT	229,000	0	0	0	0
6004192 SOFTWARE MAINTENANCE	429	7,175	0	0	0
6004196 COPYING MACHINE RENTALS	5,627	6,744	4,755	0	0
<b>0000040 Contractual Expenditures Totals</b>	<b>235,116</b>	<b>16,606</b>	<b>4,755</b>	<b>0</b>	<b>0</b>
<b>0000041 Chargeback Expenses</b>					
6004609 DATA PROCESSING CHARGEBACKS	79,581	68,442	0	0	0
<b>0000041 Chargeback Expenses Totals</b>	<b>79,581</b>	<b>68,442</b>	<b>0</b>	<b>0</b>	<b>0</b>

REPORT:BP033

BROOME COUNTY GOVERNMENT  
 REVENUE AND APPROPRIATION SUMMARY  
 BY DEPARTMENT AND DIVISION

FUND: 1010 General Operating  
 DEPT: 20000000 Emergency Services  
 DIV: 02 Emergency Svcs-911 Comm

Account	2014 Actuals	2015 Budget	2015 YTD Actuals As of 08/26/15	2016 Budget Requested	2016 Budget Recommended
<b>0000080 Employee Benefits</b>					
6008001 STATE RETIREMENT	19,932	24,834	13,883	36,245	36,245
6008002 SOCIAL SECURITY	9,045	9,358	5,420	14,749	14,749
6008006 LIFE INSURANCE	29	30	19	45	45
6008007 HEALTH INSURANCE	31,629	33,252	19,493	49,027	49,027
<b>0000080 Employee Benefits Totals</b>	<b>60,635</b>	<b>67,474</b>	<b>38,815</b>	<b>100,066</b>	<b>100,066</b>
<b>0000090 Transfers</b>					
6009002 TRANSFER TO GRANT FUND	40,000	45,000	45,000	0	0
<b>0000090 Transfers Totals</b>	<b>40,000</b>	<b>45,000</b>	<b>45,000</b>	<b>0</b>	<b>0</b>
<b>Exp Total for Div: 2002</b>	<b>373,366</b>	<b>319,856</b>	<b>165,647</b>	<b>292,862</b>	<b>292,862</b>
<b>Total for Div: 20000000</b>	<b>-84,473</b>	<b>0</b>	<b>5,682</b>	<b>0</b>	<b>0</b>



REPORT:BP033

BROOME COUNTY GOVERNMENT  
REVENUE AND APPROPRIATION SUMMARY  
BY DEPARTMENT AND DIVISION

FUND: 1010 General Operating  
DEPT: 20000000 Emergency Services  
DIV: 03 Emergency Services-911 Wireless

Account	2014 Actuals	2015 Budget	2015 YTD Actuals As of 08/26/15	2016 Budget Requested	2016 Budget Recommended
<b>0000007 Misc Interfund Revenues</b>					
5000541 911 SURCHARGE - WIRELESS	420,503	406,462	227,843	385,264	385,264
<b>0000007 Misc Interfund Revenues Totals</b>	<b>420,503</b>	<b>406,462</b>	<b>227,843</b>	<b>385,264</b>	<b>385,264</b>
<b>Rev Total for Div: 2003</b>	<b>420,503</b>	<b>406,462</b>	<b>227,843</b>	<b>385,264</b>	<b>385,264</b>
<b>0000020 Equipment and Capital Outlay</b>					
6002706 COMMUNICATIONS EQUIPMENT	170,000	0	0	0	0
<b>0000020 Equipment and Capital Outlay Totals</b>	<b>170,000</b>	<b>0</b>	<b>0</b>	<b>0</b>	<b>0</b>
<b>0000040 Contractual Expenditures</b>					
6004010 BOOKS AND SUBSCRIPTIONS	0	0	0	305	305
6004012 OFFICE SUPPLIES	0	0	0	20,420	20,420
6004045 TRAINING AND EDUCATIONAL SUPPL	0	600	0	600	600
6004046 GAS OIL GREASE AND DIESEL FUEL	263	0	0	1,700	1,700
6004048 MISC OPERATIONAL SUPPLIES	6,873	4,800	1,000	4,800	4,800
6004055 COMPUTER SOFTWARE AND SUPPLIES	2,750	2,500	0	0	0
6004101 TELEPHONE	105,751	177,036	39,924	65,000	65,000
6004105 DUES AND MEMBERSHIPS	92	300	0	300	300
6004106 GENERAL OFFICE EXPENSES	1,436	1,124	1,092	1,124	1,124
6004116 TAXES	0	4,000	0	4,000	4,000
6004138 OTHER OPERATIONAL EXPENSES	170,076	189,113	111,348	126,105	126,105
6004161 TRAVEL HOTEL AND MEALS	7,587	8,504	1,233	11,512	11,512
6004162 EDUCATION AND TRAINING	4,539	4,736	4,979	9,296	9,296
6004196 COPYING MACHINE RENTALS	-2,060	0	0	6,744	6,744
<b>0000040 Contractual Expenditures Totals</b>	<b>297,307</b>	<b>392,713</b>	<b>159,576</b>	<b>251,906</b>	<b>251,906</b>
<b>0000041 Chargeback Expenses</b>					
6004609 DATA PROCESSING CHARGEBACKS	0	0	0	73,358	73,358
6004621 BUILDING AND LAND RENTAL CHARG	15,000	15,000	15,000	15,000	15,000
<b>0000041 Chargeback Expenses Totals</b>	<b>15,000</b>	<b>15,000</b>	<b>15,000</b>	<b>88,358</b>	<b>88,358</b>

REPORT:BP033

BROOME COUNTY GOVERNMENT  
REVENUE AND APPROPRIATION SUMMARY  
BY DEPARTMENT AND DIVISION

FUND: 1010 General Operating  
DEPT: 20000000 Emergency Services  
DIV: 03 Emergency Services-911 Wireless

Account	2014 Actuals	2015 Budget	2015 YTD Actuals As of 08/26/15	2016 Budget Requested	2016 Budget Recommended
0000060 Principal on Indebtedness					
6006008 PRINCIPAL ON CAPITAL LEASE	63,934	0	0	0	0
0000060 Principal on Indebtedness Totals	63,934	0	0	0	0
0000070 Interest on Indebtedness					
6007005 INTEREST ON CAPITAL LEASE	1,638	0	0	0	0
0000070 Interest on Indebtedness Totals	1,638	0	0	0	0
0000090 Transfers					
6009002 TRANSFER TO GRANT FUND	0	0	0	45,000	45,000
0000090 Transfers Totals	0	0	0	45,000	45,000
Exp Total for Div: 2003	547,879	407,713	174,576	385,264	385,264
Total for Div: 20000000	-127,376	-1,251	53,267	0	0

## EMERGENCY SERVICES

### Emergency Medical Training

#### Mission Statement

To develop and administer a comprehensive program of education, coordination, and operational assistance to Emergency Medical Services agencies in Broome County, in order to assure a cohesive and effective EMS system throughout Broome County.

#### Description

Provides education and training for members of EMS agencies throughout Broome County by operating as an official New York State EMS course sponsoring agency, offering programs at the Certified First Responder, Emergency Medical Technician, and Advanced Emergency Medical Technician levels. In addition, the EMS Division provides and assists in the provision of continuing education programs for in-service EMS personnel;

Provides operational assistance and support to EMS agencies, including a 24-hour emergency response capability for assistance and coordination at the scenes of major emergencies, specialized resources such as an Emergency Medical Support trailer for response to multiple casualty incidents, and a specialized team of "tactical" EMS personnel to support law enforcement SWAT operations.

Serves as liaison and point of contact between the County's EMS system and entities such as public health, law enforcement, school districts, and the private sector, for emergency planning and response matters (such as those directed toward disasters, pandemics, and terrorism).

Coordinates response by EMS agencies, developing and administering plans for Mutual Aid, Mass Casualty Incident Response, and Hazardous Materials emergencies. The Division works to assure the efficient deployment of EMS resources, such as Advanced Life Support services, and helps to oversee the provision of Emergency Medical Dispatch and pre-arrival life-support instructions to callers.

#### 2016 Objectives

- To continue our support of Emergency Medical Services agencies throughout Broome County through the provision of high-quality original and refresher education leading to certification and recertification at the CFR, EMT and AEMT levels, including collaborative programs with Broome Community College, Binghamton University, United Health Services, and Lourdes Hospital. These programs will function as a reliable and readily-accessible source of training for those individuals who are already members/employees of volunteer and career EMS agencies, as well as a means for attracting new individuals to the field, and thus to these agencies.
- To continue to foster the retention of experienced EMS personnel in Broome County through the provision and both "traditional" (classroom and testing-based) means of EMS provider recertification, as well as Continuing Medical Education (CME)-based pathways. This includes not only the provision of dedicated "CME core content" courses, but of access to all of our courses to those who seek CME opportunities for recertification purposes.

## **2016 Budget Highlights**

In our EMT-Basic courses, we continue to see an increase in students unaffiliated with EMS agencies, who are taking the course either for credit at SUNY Broome , or who are paying “out-of-pocket” for it (revenue realized as 5000112, Student Tuition). Due to the increased administrative and (especially) record-keeping burden attendant to this increased enrollment, we recommended the conversion of the EMS Officer position from part-time (0.6 FTE) to full-time. We also recommended an increase in the reimbursement for state-certified EMS instructors (certified instructor-coordinators and certified laboratory instructors) by \$2.50/hour, as neither level has had an increase in well over 12 years. This will aid retention, and add incentive for non-certified instructors to advance themselves by becoming state-certified.

Emergency Services (20040003)  
Emergency Medical Training

<u>Title of Position</u>	<u>Grade/Unit</u>	As of 7/7/2015			
		<u>2014 Actuals</u>	<u>Current Authorized</u>	<u>2016 Requested</u>	<u>2016 Recommended</u>
<u>Full-Time Positions</u>					
Emergency Medical Services Coordinator	22 Admin	1	1	1	1
Emergency Medical Services Officer	11 CSEA	0	0	1	0
Keyboard Specialist	8 CSEA	1	1	1	1
Total Full-Time Positions		2	2	3	2
<u>Part-Time Positions</u>					
Emergency Medical Services Officer	11 CSEA	1	1	0	1
Total Part-Time Positions		1	1	0	1
Total Positions		3	3	3	3

BROOME COUNTY GOVERNMENT  
 REVENUE AND APPROPRIATION SUMMARY  
 BY DEPARTMENT AND DIVISION

FUND: 1010 General Operating  
 DEPT: 20000000 Emergency Services  
 DIV: 04 EMS - Emergency Medical Training

Account	2014 Actuals	2015 Budget	2015 YTD Actuals As of 08/26/15	2016 Budget Requested	2016 Budget Recommended
<b>0000002 Departmental Income</b>					
5000112 STUDENT TUITION, PT DAY	84,385	98,020	48,590	108,570	108,570
5000193 SALE OF TRAINING BOOKS	1,813	2,575	686	2,685	2,685
<b>0000002 Departmental Income Totals</b>	<b>86,198</b>	<b>100,595</b>	<b>49,276</b>	<b>111,255</b>	<b>111,255</b>
<b>0000007 Misc Interfund Revenues</b>					
5000530 REFUNDS OF PRIOR YEARS EXPENDI	3,491	0	0	0	0
<b>0000007 Misc Interfund Revenues Totals</b>	<b>3,491</b>	<b>0</b>	<b>0</b>	<b>0</b>	<b>0</b>
<b>0000008 State Aid</b>					
5000823 VOLUNTEER TRAINING	58,775	73,590	60,005	78,885	78,885
<b>0000008 State Aid Totals</b>	<b>58,775</b>	<b>73,590</b>	<b>60,005</b>	<b>78,885</b>	<b>78,885</b>
<b>Rev Total for Div: 2004</b>	<b>148,464</b>	<b>174,185</b>	<b>109,281</b>	<b>190,140</b>	<b>190,140</b>
<b>0000010 Personnel Service</b>					
6001000 SALARIES FULL-TIME	91,788	91,785	57,636	123,600	88,635
6001001 SALARIES PART-TIME	19,830	21,264	12,689	0	21,345
<b>0000010 Personnel Service Totals</b>	<b>111,618</b>	<b>113,049</b>	<b>70,325</b>	<b>123,600</b>	<b>109,980</b>
<b>0000040 Contractual Expenditures</b>					
6004010 BOOKS AND SUBSCRIPTIONS	0	100	0	100	100
6004012 OFFICE SUPPLIES	2,992	3,000	1,085	3,000	3,000
6004040 MOTOR EQUIPMENT SUPPLIES	55	0	0	0	0
6004045 TRAINING AND EDUCATIONAL SUPPL	8,482	16,043	4,824	12,635	12,635
6004055 COMPUTER SOFTWARE AND SUPPLIES	280	500	0	0	0
6004100 POSTAGE AND FREIGHT	51	150	136	150	150
6004105 DUES AND MEMBERSHIPS	90	90	0	90	90
6004136 OPERATIONAL EQUIPMENT REPAIRS	200	300	0	300	300
6004138 OTHER OPERATIONAL EXPENSES	0	0	0	500	500
6004160 MILEAGE AND PARKING-LOCAL	226	168	0	173	173

REPORT:BP033

BROOME COUNTY GOVERNMENT  
REVENUE AND APPROPRIATION SUMMARY  
BY DEPARTMENT AND DIVISION

FUND: 1010 General Operating  
DEPT: 20000000 Emergency Services  
DIV: 04 EMS - Emergency Medical Training

Account	2014 Actuals	2015 Budget	2015 YTD Actuals As of 08/26/15	2016 Budget Requested	2016 Budget Recommended
6004161 TRAVEL HOTEL AND MEALS	510	560	0	560	560
6004162 EDUCATION AND TRAINING	260	540	45	540	540
6004570 INSTRUCTOR SERVICES	75,594	87,955	50,674	86,754	86,754
<b>0000040 Contractual Expenditures Totals</b>	<b>88,740</b>	<b>109,406</b>	<b>56,764</b>	<b>104,802</b>	<b>104,802</b>
<b>0000041 Chargeback Expenses</b>					
6004614 OTHER CHARGEBACK EXPENSES	2,039	1,552	0	2,201	2,201
<b>0000041 Chargeback Expenses Totals</b>	<b>2,039</b>	<b>1,552</b>	<b>0</b>	<b>2,201</b>	<b>2,201</b>
<b>0000080 Employee Benefits</b>					
6008001 STATE RETIREMENT	16,745	20,970	12,269	22,961	20,833
6008002 SOCIAL SECURITY	7,951	8,648	5,014	9,814	8,764
6008006 LIFE INSURANCE	44	45	29	45	45
6008007 HEALTH INSURANCE	32,321	34,084	19,467	39,020	32,923
6008009 RETIREE HEALTH INSURANCE	17,490	17,665	13,565	17,491	17,491
6008010 DISABILITY INSURANCE	149	156	90	190	190
<b>0000080 Employee Benefits Totals</b>	<b>74,700</b>	<b>81,568</b>	<b>50,434</b>	<b>89,521</b>	<b>80,246</b>
<b>Exp Total for Div: 2004</b>	<b>277,097</b>	<b>305,575</b>	<b>177,523</b>	<b>320,124</b>	<b>297,229</b>
<b>Total for Div: 20000000</b>	<b>-128,633</b>	<b>-131,390</b>	<b>-68,242</b>	<b>-129,984</b>	<b>-107,089</b>
<b>Total for Dept: 20000000</b>	<b>-3,987,760</b>	<b>-3,701,323</b>	<b>-2,345,429</b>	<b>-3,900,835</b>	<b>-3,775,700</b>

# Probation

Probation Director

Deputy Director

## Criminal Unit

Criminal Investigations  
Criminal Probation Supervision  
Interim Supervision  
Specialized DWI Caseload  
Specialized Sex Offender Caseload  
e-Justice & Integrated Probation Registrant System (IPRS)  
Transfer In/Out of Probation Cases  
Victim Reparation  
Electronic Monitoring  
Sex Offender Registry  
DNA Collection  
Drug and Alcohol Testing  
Coordination with Forensic Mental Health Programs  
Drug, Domestic Violence, Veterans', Family Treatment, and Mental Health Courts  
Associated Computer Systems, i.e., Probation Tracking System, Correctional Offender Management Profiling & Alternative Sanctions (COMPAS)  
Grants  
Pre-Trial Release Program (PTRP)  
Ignition Interlock Device (IID) GTSC

## Administration

Fiscal Management/ Budget  
Personnel  
Restitution Collection and Disbursement to Crime Victims  
DWI Fine Collection for Broome County Court  
DWI Supervision Fees  
Records Management

## Family Services Unit

Court Ordered Investigations  
Family Court Supervision  
Adjudicated Persons in Need of Supervision (PINS)  
  
Juvenile Delinquents (JD's)  
Support Cases & Family Offenses  
Adoption Investigations  
Comprehensive Assessments/ Reports  
JD Diversion Case Management  
Youth Assessment Screening Instrument (YASI)  
Probation Tracking System (PTS)  
JD Diversion Victims' Satisfaction  
JD Introduction to Supervision Groups  
Electronic Monitoring  
Victim Reparation



## Probation

### Mission Statement

The Broome County Probation Department is dedicated to the protection of the community by reducing crime and delinquency, along with facilitating the rehabilitation of offenders of the law. This is accomplished through investigation, supervision, and diversion of cases that have violated laws of the Family Court Act, the Penal Law, Vehicle and Traffic Law and other laws of the State of New York. This department works closely with the courts, police agencies, treatment agencies, and other human service agencies in Broome County to rehabilitate offenders. The Probation Department has a primary obligation to the community to return offenders back to the courts when they do not abide by the court's sentence and conditions of probation.

### Description

The Criminal Units supervise all adults (age 16 and above) placed on probation by the Criminal Courts of Broome County. This division provides pre-sentence/pre-plea investigations as ordered by the courts in Broome County, regardless of disposition. The Criminal Division also provides Pre-Trial Release services as an alternative to incarceration, and thus decreases potential jail days.

The Family Services Unit provides Pre-Dispositional Investigations for the Family Courts PINS complaints and JD complaints. We also provide supervision for all Adjudicated PINS and JD cases and provide JD Diversion services. Probation works closely with Social Services, Youth Bureau, Law Enforcement and County Attorney Departments to provide needed services to our youth. The goal is to divert youth from entering Family Court, and avoiding costly detention and out of home placements.

### 2016 Objectives

- To attempt to manage caseloads with increasingly more serious and violent offenders being placed on probation. The number of JD and Adult offenders placed on Probation continues to increase and therefore caseload sizes grow. Many causes such as serious substance abuse, mental illness, and general aggressive tendencies make for a more volatile probationer. For 2016, we have requested more positions in order to be compliant with NYS H-10 Law. We anticipate more offenders to be sentenced to Probation and therefore have asked for more funding for additional staff. Additionally the extra Family Court Judge adds to number of cases.
- To manage un-funded New York State mandates, including DNA specimen collection, Sex Offender Registration, and YASI and COMPAS. Probation is also involved with Drug Court, Domestic Violence Court, Veteran's Court and Family Court.
- To continue to use and expand Electronic Monitoring as an alternative to costly detention/incarceration for juvenile and adults, as we have combined these units budgetarily. Courts have been placing more offenders on Probation with the added condition of Electronic Monitoring
- To continue to work with the STOP-DWI Program in an attempt to change the behavior of the DWI offender.

### 2016 Budget Highlights

- To add a total of four staff members to comply with the H-10 Law and deal with our ever-increasing caseloads.
- It is anticipated that the NY State aid reimbursement rate for eligible probation expenses will remain flat.

Probation (21010003)

<u>Title of Position</u>	<u>Grade/Unit</u>	<u>2014 Actuals</u>	As of	<u>2016 Requested</u>	<u>2016 Recommended</u>
			7/7/2015 Current Authorized		
<u>Full-Time Positions</u>					
Probation Director III	G Admin	1	1	1	1
Deputy Probation Director III	D Admin	1	1	1	1
Probation Supervisor*	21 BAPA	3	3	5	4
Senior Probation Officer**	19 CSEA	3	3	6	6
Probation Officer/Trainee***	17/16 CSEA	19	19	27	24
Principal Account Clerk	13 CSEA	1	1	1	1
Secretary	13 CSEA	1	1	1	1
Keyboard Specialist	8 CSEA	4	3	3	3
Account Clerk	7 CSEA	2	2	2	2
Total Full-Time Positions		35	34	47	43
<u>Part-Time Positions</u>					
None					
Total Part-Time Positions		0	0	0	0
Total Positions		35	34	47	43

\* One position transferred from Family Services Unit

\*\* Three positions transferred from Family Services Unit

\*\*\*Five positions transferred from Family Services Unit

REPORT:BP033

BROOME COUNTY GOVERNMENT  
REVENUE AND APPROPRIATION SUMMARY  
BY DEPARTMENT AND DIVISION

FUND: 1010 General Operating  
DEPT: 21000000 Probation  
DIV: 01 Probation-Admin

Account	2014 Actuals	2015 Budget	2015 YTD Actuals As of 08/26/15	2016 Budget Requested	2016 Budget Recommended
21000000 Probation					
0000002 Departmental Income					
5000208 RESTITUTION/REPARATION SURCHAR	14,654	16,697	9,688	15,235	15,235
5000333 OTHER DEPARTMENTAL CHARGEBACK	49,471	52,126	28,533	51,280	51,280
<b>0000002 Departmental Income Totals</b>	<b>64,125</b>	<b>68,823</b>	<b>38,221</b>	<b>66,515</b>	<b>66,515</b>
0000008 State Aid					
5000814 PROBATION SERVICES	269,658	432,321	108,080	432,321	432,321
<b>0000008 State Aid Totals</b>	<b>269,658</b>	<b>432,321</b>	<b>108,080</b>	<b>432,321</b>	<b>432,321</b>
0000009 Federal Aid					
5000946 FEDERAL AID - OTHER	7,935	10,140	12,420	12,805	12,805
<b>0000009 Federal Aid Totals</b>	<b>7,935</b>	<b>10,140</b>	<b>12,420</b>	<b>12,805</b>	<b>12,805</b>
<b>Rev Total for Div: 2101</b>	<b>341,718</b>	<b>511,284</b>	<b>158,721</b>	<b>511,641</b>	<b>511,641</b>
0000010 Personnel Service					
6001000 SALARIES FULL-TIME	1,576,642	1,655,263	1,011,375	2,340,062	2,168,472
6001002 SALARIES TEMPORARY	17,403	0	0	0	0
<b>0000010 Personnel Service Totals</b>	<b>1,594,045</b>	<b>1,655,263</b>	<b>1,011,375</b>	<b>2,340,062</b>	<b>2,168,472</b>
0000040 Contractual Expenditures					
6004012 OFFICE SUPPLIES	7,439	7,203	2,833	6,800	6,800
6004021 BLDG MAINTENANCE SUPPLIES	519	0	0	0	0
6004030 FOOD AND BEVERAGES	38	0	0	0	0
6004046 GAS OIL GREASE AND DIESEL FUEL	0	75	0	75	75
6004048 MISC OPERATIONAL SUPPLIES	596	29,325	16,079	18,757	18,757
6004056 COMPUTER EQUIPMENT (NON CAPITAL)	1,410	0	0	0	0
6004100 POSTAGE AND FREIGHT	10	0	0	0	0
6004105 DUES AND MEMBERSHIPS	750	750	500	750	750
6004106 GENERAL OFFICE EXPENSES	302	300	0	300	300
6004136 OPERATIONAL EQUIPMENT REPAIRS	42	200	0	200	200

BROOME COUNTY GOVERNMENT  
 REVENUE AND APPROPRIATION SUMMARY  
 BY DEPARTMENT AND DIVISION

FUND: 1010 General Operating  
 DEPT: 21000000 Probation  
 DIV: 01 Probation-Admin

Account	2014 Actuals	2015 Budget	2015 YTD Actuals As of 08/26/15	2016 Budget Requested	2016 Budget Recommended
6004138 OTHER OPERATIONAL EXPENSES	0	175	0	300	300
6004146 SUBCONTRACTED PROGRAM EXPENSE	2,548	3,000	2,809	13,000	13,000
6004160 MILEAGE AND PARKING-LOCAL	2,421	7,000	618	6,825	6,825
6004161 TRAVEL HOTEL AND MEALS	2,936	3,000	602	4,500	4,500
6004162 EDUCATION AND TRAINING	834	700	175	700	700
6004169 DAY TRIP MEAL REIMBURSEMENT	0	295	0	300	300
6004196 COPYING MACHINE RENTALS	5,210	6,900	3,243	6,900	6,900
6004573 OTHER FEES FOR SERVICES	2,518	3,000	1,380	4,000	4,000
<b>0000040 Contractual Expenditures Totals</b>	<b>27,573</b>	<b>61,923</b>	<b>28,239</b>	<b>63,407</b>	<b>63,407</b>
<b>0000041 Chargeback Expenses</b>					
6004602 INSURANCE PREMIUM CHARGEBACK	2,981	10,983	7,322	15,743	15,743
6004606 TELEPHONE BILLING ACCOUNT	140	0	0	0	0
6004609 DATA PROCESSING CHARGEBACKS	98,621	111,702	67,006	128,291	128,291
6004610 PERSONNEL SERVICES CHARGEBACKS	70	0	142	0	0
6004614 OTHER CHARGEBACK EXPENSES	20	112	110	249	249
6004615 GASOLINE CHARGEBACK	2,789	3,150	934	3,600	3,600
6004616 FLEET SERVICE CHARGEBACK	6,693	6,693	6,693	7,752	7,752
6004617 DUPLICATING/PRINTING CHARGEBAC	1,393	1,538	1,011	1,686	1,686
6004618 OFFICE SUPPLIES CHARGEBACK	4,263	4,725	3,271	6,925	6,925
6004626 TRANSPORTATION SERVICES CHARGE	0	0	0	6,142	6,142
<b>0000041 Chargeback Expenses Totals</b>	<b>116,970</b>	<b>138,903</b>	<b>86,489</b>	<b>170,388</b>	<b>170,388</b>
<b>0000080 Employee Benefits</b>					
6008001 STATE RETIREMENT	233,743	317,072	172,030	409,256	393,624
6008002 SOCIAL SECURITY	114,076	127,700	71,506	178,205	165,529
6008004 WORKERS COMPENSATION	12,721	9,765	5,335	12,791	12,791
6008006 LIFE INSURANCE	485	525	338	705	645
6008007 HEALTH INSURANCE	366,867	359,388	247,361	530,015	493,019
6008009 RETIREE HEALTH INSURANCE	351,757	398,297	244,886	422,992	422,992
6008010 DISABILITY INSURANCE	2,033	2,340	1,397	3,796	3,511
6008013 HEALTH INS - RETIRE INCENTIVE	20,805	0	0	0	0
<b>0000080 Employee Benefits Totals</b>	<b>1,102,487</b>	<b>1,215,087</b>	<b>742,853</b>	<b>1,557,760</b>	<b>1,492,111</b>
<b>0000090 Transfers</b>					
6009002 TRANSFER TO GRANT FUND	117,351	105,576	28,988	109,150	109,150

REPORT:BP033

BROOME COUNTY GOVERNMENT  
REVENUE AND APPROPRIATION SUMMARY  
BY DEPARTMENT AND DIVISION

FUND: 1010 General Operating  
DEPT: 21000000 Probation  
DIV: 01 Probation-Admin

Account	2014 Actuals	2015 Budget	2015 YTD Actuals As of 08/26/15	2016 Budget Requested	2016 Budget Recommended
0000090 Transfers Totals	117,351	105,576	28,988	109,150	109,150
Exp Total for Div: 2101	<u>2,958,426</u>	<u>3,176,752</u>	<u>1,897,944</u>	<u>4,240,767</u>	<u>4,003,528</u>
Total for Div: 21000000	<u>-2,616,708</u>	<u>-2,665,468</u>	<u>-1,739,223</u>	<u>-3,729,126</u>	<u>-3,491,887</u>

Probation/Family Services Unit (21020003)		As of 7/7/2015			
<u>Title of Position</u>	<u>Grade/Unit</u>	<u>2014 Actuals</u>	<u>Current Authorized</u>	<u>2016 Requested</u>	<u>2016 Recommended</u>
<u>Full-Time Positions</u>					
Probation Supervisor*	21 BAPA	1	1	0	0
Senior Probation Officer**	19 CSEA	3	3	0	0
Probation Officer/Trainee***	17/16 CSEA	8	5	0	0
Total Full-Time Positions		12	9	0	0
<u>Part-Time Positions</u>					
None					
Total Part-Time Positions		0	0	0	0
Total Positions		12	9	0	0

\*Family & Criminal Services Combined into Probation

\* One position transferred to the Probation Administration division

\*\*Three positions transferred to the Probation Administration division

\*\*\*Five positions transferred to the Probation Administration division

REPORT:BP033

BROOME COUNTY GOVERNMENT  
REVENUE AND APPROPRIATION SUMMARY  
BY DEPARTMENT AND DIVISION

FUND: 1010 General Operating  
DEPT: 21000000 Probation  
DIV: 02 Probation-JD/PINS

Account	2014 Actuals	2015 Budget	2015 YTD Actuals As of 08/26/15	2016 Budget Requested	2016 Budget Recommended
<b>0000002 Departmental Income</b>					
5000313 CHARGEBACKS - D S S	112,708	0	0	0	0
<b>0000002 Departmental Income Totals</b>	<b>112,708</b>	<b>0</b>	<b>0</b>	<b>0</b>	<b>0</b>
<b>Rev Total for Div: 2102</b>	<b>112,708</b>	<b>0</b>	<b>0</b>	<b>0</b>	<b>0</b>
<b>0000010 Personnel Service</b>					
6001000 SALARIES FULL-TIME	614,844	516,754	299,765	0	0
<b>0000010 Personnel Service Totals</b>	<b>614,844</b>	<b>516,754</b>	<b>299,765</b>	<b>0</b>	<b>0</b>
<b>0000040 Contractual Expenditures</b>					
6004048 MISC OPERATIONAL SUPPLIES	3,561	1,000	0	0	0
6004146 SUBCONTRACTED PROGRAM EXPENSE	808	6,000	388	0	0
6004160 MILEAGE AND PARKING-LOCAL	533	2,250	35	0	0
6004161 TRAVEL HOTEL AND MEALS	1,389	1,500	0	0	0
6004162 EDUCATION AND TRAINING	48	120	0	0	0
6004169 DAY TRIP MEAL REIMBURSEMENT	0	150	0	0	0
6004573 OTHER FEES FOR SERVICES	428	3,000	0	0	0
<b>0000040 Contractual Expenditures Totals</b>	<b>6,767</b>	<b>14,020</b>	<b>423</b>	<b>0</b>	<b>0</b>
<b>0000041 Chargeback Expenses</b>					
6004602 INSURANCE PREMIUM CHARGEBACK	993	3,660	0	0	0
6004606 TELEPHONE BILLING ACCOUNT	1,857	3,512	1,747	0	0
6004609 DATA PROCESSING CHARGEBACKS	32,874	37,233	0	0	0
6004614 OTHER CHARGEBACK EXPENSES	170	188	0	0	0
6004615 GASOLINE CHARGEBACK	1,195	1,050	400	0	0
6004616 FLEET SERVICE CHARGEBACK	2,231	2,231	2,231	0	0
6004617 DUPLICATING/PRINTING CHARGEBAC	375	512	0	0	0
6004618 OFFICE SUPPLIES CHARGEBACK	1,550	1,575	0	0	0
<b>0000041 Chargeback Expenses Totals</b>	<b>41,245</b>	<b>49,961</b>	<b>4,378</b>	<b>0</b>	<b>0</b>

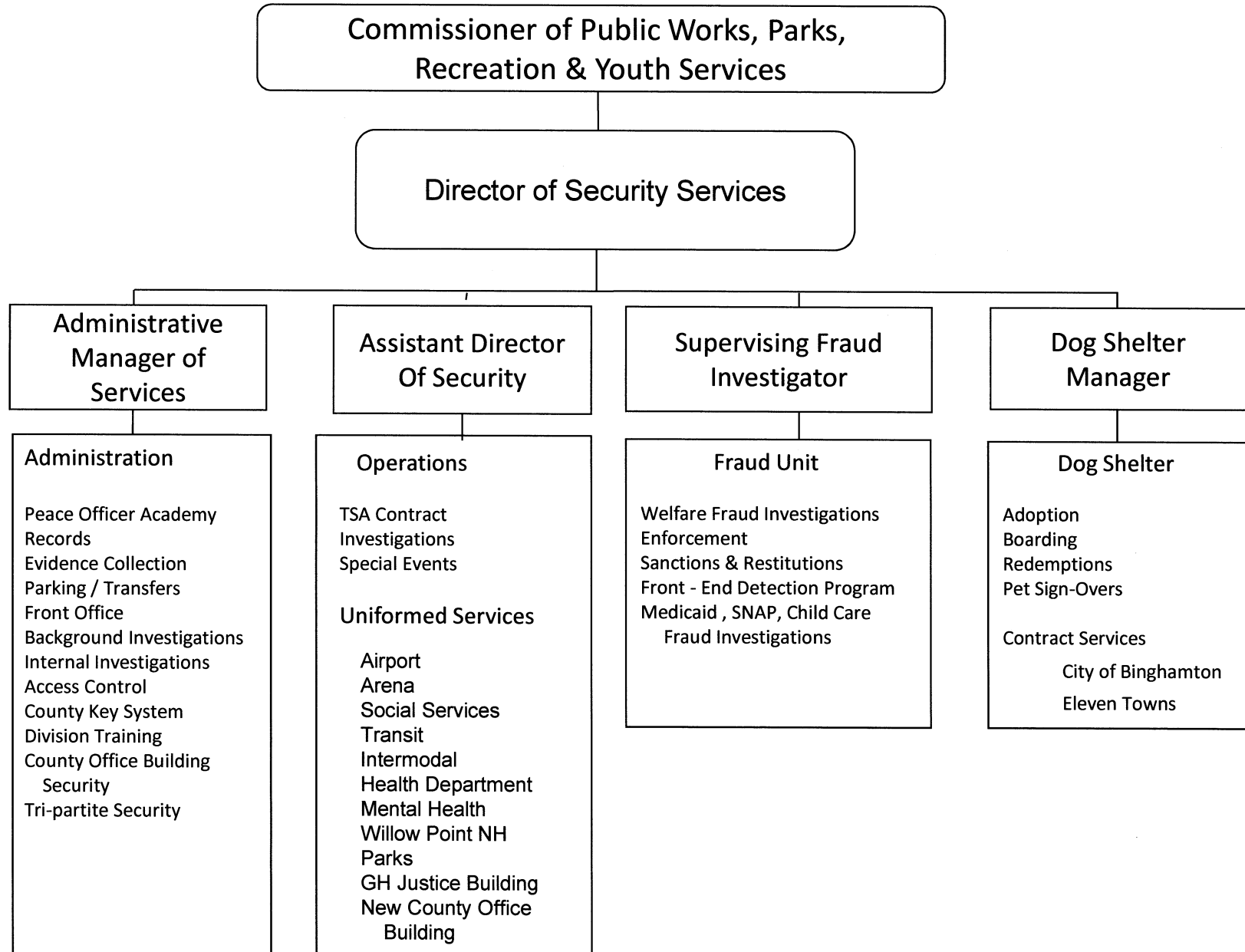
BROOME COUNTY GOVERNMENT  
 REVENUE AND APPROPRIATION SUMMARY  
 BY DEPARTMENT AND DIVISION

FUND: 1010 General Operating  
 DEPT: 21000000 Probation  
 DIV: 02 Probation-JD/PINS

Account	2014 Actuals	2015 Budget	2015 YTD Actuals As of 08/26/15	2016 Budget Requested	2016 Budget Recommended
<b>0000080 Employee Benefits</b>					
6008001 STATE RETIREMENT	94,472	113,589	53,959	0	0
6008002 SOCIAL SECURITY	44,053	39,375	21,469	0	0
6008004 WORKERS COMPENSATION	0	3,255	0	0	0
6008006 LIFE INSURANCE	174	135	90	0	0
6008007 HEALTH INSURANCE	150,684	125,557	61,527	0	0
6008009 RETIREE HEALTH INSURANCE	49,631	60,943	37,797	0	0
6008010 DISABILITY INSURANCE	832	624	389	0	0
6008013 HEALTH INS - RETIRE INCENTIVE	6,807	0	0	0	0
<b>0000080 Employee Benefits Totals</b>	<b>346,653</b>	<b>343,478</b>	<b>175,231</b>	<b>0</b>	<b>0</b>
<b>Exp Total for Div: 2102</b>	<b>1,009,509</b>	<b>924,213</b>	<b>479,797</b>	<b>0</b>	<b>0</b>
<b>Total for Div: 21000000</b>	<b>-896,801</b>	<b>-924,213</b>	<b>-479,797</b>	<b>0</b>	<b>0</b>
<b>Total for Dept: 21000000</b>	<b>-3,513,509</b>	<b>-3,589,681</b>	<b>-2,219,020</b>	<b>-3,729,126</b>	<b>-3,491,887</b>



# Security Services



## **Public Works, Parks, Recreation & Youth Services Security Services**

### **Mission Statement**

Maintain a safe and orderly atmosphere upon County properties and elsewhere by rendering assistance, encouraging compliance, and providing enforcement as necessary. Protect the County facilities and assets from damage and loss. Provide services as required, which are best provided by a security organization, to enhance governmental operations and reduce liability. Provide specific functions as may be required.

### **Description**

The Division consists of five units, which are responsible for unique and separate services. Administrative Services include maintenance and operation of the County ID Card System, Pre-Employment Screening Project, Access Control System, parking lots, evidence retention, lost & found property, security records, and equipment and training. Security Operations include Uniformed Security Services at County facilities such as the Departments of Social Services, Health, Mental Health, Airport, Arena, Forum, Parks, Office Building, Landfill, Willow Point Nursing Home. The Case Integrity Unit conducts welfare fraud and internal investigations for the Department of Social Services. The Broome County Dog Shelter provides contracted dog shelter services for eleven towns and the City of Binghamton.

### **2016 Objectives**

- Public Assistance Fraud-continue efforts to pursue recipient fraud in conjunction with a focus on FEDS and emergency housing programs.
- Continue administrative and enforcement of taxi cab regulations.
- Maintain security efforts at assigned facilities and enhance operational coverage at the Intermodal, Department of Social Services and Mental Health..
- Continue to evaluate deployment of personnel to facilities and special events by prioritized service.
- Enhance revenue and efficiency at the Dog Shelter by initiating credit card and Paypal transaction capabilities.

### **2016 Budget Highlights**

- Continuation of Public Assistance fraud efforts resulting in cost avoidance savings within the Department of Social Services.
- Maintain a safe, family friendly environment for visitors to the Broome County Parks, Floyd L. Maines Veterans Arena, and various special events.
- Continued efficiency practices to reduce un-anticipated overtime costs within the division.
- Integrate the Mental Health security needs within the Social Services and Security operational plan.

Public Works, Parks, Recreation & Youth Services (22000203,22000103)  
Security/Dog Shelter

<u>Title of Position</u>	<u>Grade/Unit</u>	As of 7/7/2015			
		<u>2014 Actuals</u>	<u>Current Authorized</u>	<u>2016 Requested</u>	<u>2016 Recommended</u>
<u>Full-Time Positions</u>					
Director of Security	F Admin	1	1	1	1
Assistant Director of Security	23 Admin	1	1	1	1
Supervising Fraud Investigator *	23 BAPA	1	1	1	1
Security Supervisor	18 BAPA	6	6	6	6
Dog Shelter Manager	17 BAPA	1	1	1	1
Senior Security Svcs Investigator	20 CSEA	1	1	1	1
Security Services Investigator	17 CSEA	6	6	6	6
Senior Social Services Examiner	13 CSEA	1	1	1	1
Security Officer II **	12 CSEA	19	18	18	18
Social Services Examiner	11 CSEA	1	1	1	1
Senior Kennel Person	9 CSEA	1	1	1	1
Keyboard Specialist	8 CSEA	1	1	1	1
Kennel Person	7 CSEA	1	1	1	1
Security Officer I	7 CSEA	1	1	1	1
Total Full-Time Positions		42	41	41	41
<u>Part-Time Positions</u>					
None					
Total Part-Time Positions		0	0	0	0
Total Positions		42	41	41	41

\* One position unfunded since 2013

\*\* Two positions unfunded since 2012

BROOME COUNTY GOVERNMENT  
 REVENUE AND APPROPRIATION SUMMARY BY DEPARTMENT

FUND: 1010 General Operating  
 DEPT: 22000000 Security

Account	2014 Actuals	2015 Budget	2015 YTD Actuals As of 08/26/15	2016 Budget Requested	2016 Budget Recommended
<b>0000002 Departmental Income</b>					
5000187 REIMBURSEMENT - ANIMAL SHELTER	216,987	255,274	147,939	257,827	257,827
5000217 EVENTS - BASEMENT PARKING	15,303	13,000	7,822	13,000	13,000
5000226 SHELTER REVENUE	110,156	90,000	71,331	90,000	90,000
5000230 SECURITY SERVICES - OUTSIDE US	191,917	148,814	38,713	43,982	43,982
5000242 TAXI CAB INSPECTIONS	5,710	4,000	3,350	5,000	5,000
5000308 SECURITY SERVICES	1,967,472	1,983,915	948,346	2,014,294	2,014,294
5000333 OTHER DEPARTMENTAL CHARGEBACK	13,743	11,419	12,186	11,419	11,419
<b>0000002 Departmental Income Total</b>	<b>2,521,288</b>	<b>2,506,422</b>	<b>1,229,687</b>	<b>2,435,522</b>	<b>2,435,522</b>
<b>0000003 Use of Money</b>					
5000451 INTEREST AND EARNINGS	167	0	76	100	100
5000463 PARKING LOT	6,935	2,000	1,000	2,000	2,000
5000464 PARKING PLAZA	61,095	58,000	34,680	58,000	58,000
<b>0000003 Use of Money Total</b>	<b>68,197</b>	<b>60,000</b>	<b>35,756</b>	<b>60,100</b>	<b>60,100</b>
<b>0000004 Licenses and Permits</b>					
5000482 TAXI CAB LICENSES	54,780	55,500	40,155	55,500	55,500
<b>0000004 Licenses and Permits Total</b>	<b>54,780</b>	<b>55,500</b>	<b>40,155</b>	<b>55,500</b>	<b>55,500</b>
<b>0000007 Misc Interfund Revenues</b>					
5000533 UNCLASSIFIED REVENUES	54,763	30,000	7,622	30,000	30,000
5000534 TRANSFER FROM INSURANCE RESERV	6,999	2,158	4,381	0	0
5000536 PAYMENTS PENALTIES	20	0	20	0	0
5000545 CREDIT CARD REBATES	90	0	0	0	0
5000546 Trust Account Inflows	25,507	0	0	0	0
<b>0000007 Misc Interfund Revenues Total</b>	<b>87,379</b>	<b>32,158</b>	<b>12,023</b>	<b>30,000</b>	<b>30,000</b>
<b>0000009 Federal Aid</b>					
5000907 PUBLIC SAFETY GRANTS - FEDERAL	102,095	80,000	52,742	80,000	80,000
<b>0000009 Federal Aid Total</b>	<b>102,095</b>	<b>80,000</b>	<b>52,742</b>	<b>80,000</b>	<b>80,000</b>

REPORT:BP032

BROOME COUNTY GOVERNMENT  
REVENUE AND APPROPRIATION SUMMARY BY DEPARTMENT

FUND: 1010 General Operating

DEPT: 22000000 Security

Account	2014 Actuals	2015 Budget	2015 YTD Actuals As of 08/26/15	2016 Budget Requested	2016 Budget Recommended
<b>Rev Totals for Dept: 22000000</b>	2,833,739	2,734,080	1,370,363	2,661,122	2,661,122
<b>0000010 Personnel Service</b>					
6001000 SALARIES FULL-TIME	1,618,918	1,694,969	964,397	1,696,401	1,696,401
6001002 SALARIES TEMPORARY	504,024	518,282	265,968	441,250	441,250
6001003 SALARIES OVERTIME	86,298	91,302	46,214	91,000	91,000
6001004 SALARIES SHIFT DIFFERENTIAL	10,912	14,226	5,795	14,000	14,000
6001008 STAND-BY PAY	7,865	8,500	4,798	8,500	8,500
6001009 OTHER PERSONNEL SERVICES	5,078	4,000	3,173	5,000	5,000
<b>0000010 Personnel Service Totals</b>	<b>2,233,095</b>	<b>2,331,279</b>	<b>1,290,345</b>	<b>2,256,151</b>	<b>2,256,151</b>
<b>0000040 Contractual Expenditures</b>					
6004010 BOOKS AND SUBSCRIPTIONS	445	1,050	0	500	500
6004012 OFFICE SUPPLIES	6,966	8,989	1,964	7,000	7,000
6004021 BLDG MAINTENANCE SUPPLIES	0	500	0	500	500
6004022 FUEL AND HEATING SUPPLIES	6,418	8,500	5,897	8,500	8,500
6004023 BLDG AND GROUNDS SUPPLIES	1,564	3,000	637	3,000	3,000
6004030 FOOD AND BEVERAGES	1,014	600	1,117	600	600
6004041 PHOTOGRAPHIC SUPPLIES	0	700	0	200	200
6004046 GAS OIL GREASE AND DIESEL FUEL	63	0	65	0	0
6004048 MISC OPERATIONAL SUPPLIES	23,383	62,939	42,327	55,663	55,663
6004050 ANIMAL FOOD	876	2,500	26	2,500	2,500
6004052 UNIFORMS	4,491	18,124	8,497	12,000	12,000
6004054 SAFETY SUPPLIES	1,132	2,400	61	1,500	1,500
6004055 COMPUTER SOFTWARE AND SUPPLIES	12,764	14,500	0	0	0
6004100 POSTAGE AND FREIGHT	45	0	0	0	0
6004105 DUES AND MEMBERSHIPS	0	500	0	500	500
6004106 GENERAL OFFICE EXPENSES	0	50	0	0	0
6004113 WATER AND SEWAGE CHARGES	5,787	3,500	2,954	6,000	6,000
6004115 ELECTRIC CURRENT	4,702	5,500	2,825	5,500	5,500
6004117 BUILDING AND GROUNDS EXPENSES	2,358	3,500	1,237	2,500	2,500
6004137 ADVERTISING AND PROMOTION EXPE	0	0	18	0	0
6004138 OTHER OPERATIONAL EXPENSES	15,254	12,925	9,060	12,925	12,925
6004139 Trust Account Outflows	9,221	0	0	0	0
6004161 TRAVEL HOTEL AND MEALS	1,940	2,900	132	2,000	2,000
6004162 EDUCATION AND TRAINING	130	1,600	0	1,000	1,000
6004164 NON-EMPLOYEE TRAVEL HOTEL & ME	0	500	0	0	0
6004192 SOFTWARE MAINTENANCE	8,930	10,000	0	0	0

BROOME COUNTY GOVERNMENT  
REVENUE AND APPROPRIATION SUMMARY BY DEPARTMENT

FUND: 1010 General Operating  
DEPT: 22000000 Security

Account	2014 Actuals	2015 Budget	2015 YTD Actuals As of 08/26/15	2016 Budget Requested	2016 Budget Recommended
6004196 COPYING MACHINE RENTALS	1,574	2,670	1,696	4,098	4,098
6004200 PROPERTY LOSS	160	2,158	4,381	0	0
6004203 INSURANCE CLAIMS	6,758	0	0	0	0
6004402 LAB SERVICES	7,245	8,000	5,865	8,000	8,000
6004568 VETERINARIAN SERVICES	37,856	38,493	18,078	37,000	37,000
6004595 TRANSFER TO RESERVE	0	11,917	0	0	0
<b>0000040 Contractual Expenditures Totals</b>	<b>161,076</b>	<b>228,015</b>	<b>106,837</b>	<b>171,486</b>	<b>171,486</b>
<b>0000041 Chargeback Expenses</b>					
6004602 INSURANCE PREMIUM CHARGEBACK	3,586	4,747	2,374	7,718	7,718
6004606 TELEPHONE BILLING ACCOUNT	3,588	2,095	424	684	684
6004609 DATA PROCESSING CHARGEBACKS	1,775	5,586	2,793	5,256	5,256
6004610 PERSONNEL SERVICES CHARGEBACKS	11,419	11,419	11,419	23,233	23,233
6004614 OTHER CHARGEBACK EXPENSES	193	35	92	170	170
6004615 GASOLINE CHARGEBACK	34,687	42,000	10,576	36,000	36,000
6004616 FLEET SERVICE CHARGEBACK	42,389	44,620	44,620	37,853	37,853
6004617 DUPLICATING/PRINTING CHARGEBAC	489	780	386	403	403
6004618 OFFICE SUPPLIES CHARGEBACK	1,219	1,260	713	1,192	1,192
6004619 BUILDING SERVICE CHARGEBACK	9,457	5,000	1,826	5,000	5,000
6004626 TRANSPORTATION SERVICES CHARGE	6,966	20,130	20,130	32,213	32,213
<b>0000041 Chargeback Expenses Totals</b>	<b>115,768</b>	<b>137,672</b>	<b>95,353</b>	<b>149,722</b>	<b>149,722</b>
<b>0000060 Principal on Indebtedness</b>					
6006008 PRINCIPAL ON CAPITAL LEASE	925	0	0	0	0
<b>0000060 Principal on Indebtedness Totals</b>	<b>925</b>	<b>0</b>	<b>0</b>	<b>0</b>	<b>0</b>
<b>0000070 Interest on Indebtedness</b>					
6007005 INTEREST ON CAPITAL LEASE	15	0	0	0	0
<b>0000070 Interest on Indebtedness Totals</b>	<b>15</b>	<b>0</b>	<b>0</b>	<b>0</b>	<b>0</b>
<b>0000080 Employee Benefits</b>					
6008001 STATE RETIREMENT	258,590	343,352	174,826	307,836	307,836
6008002 SOCIAL SECURITY	164,166	178,582	94,057	173,268	173,268
6008004 WORKERS COMPENSATION	20,013	19,342	9,672	18,921	18,921
6008006 LIFE INSURANCE	545	615	347	570	570

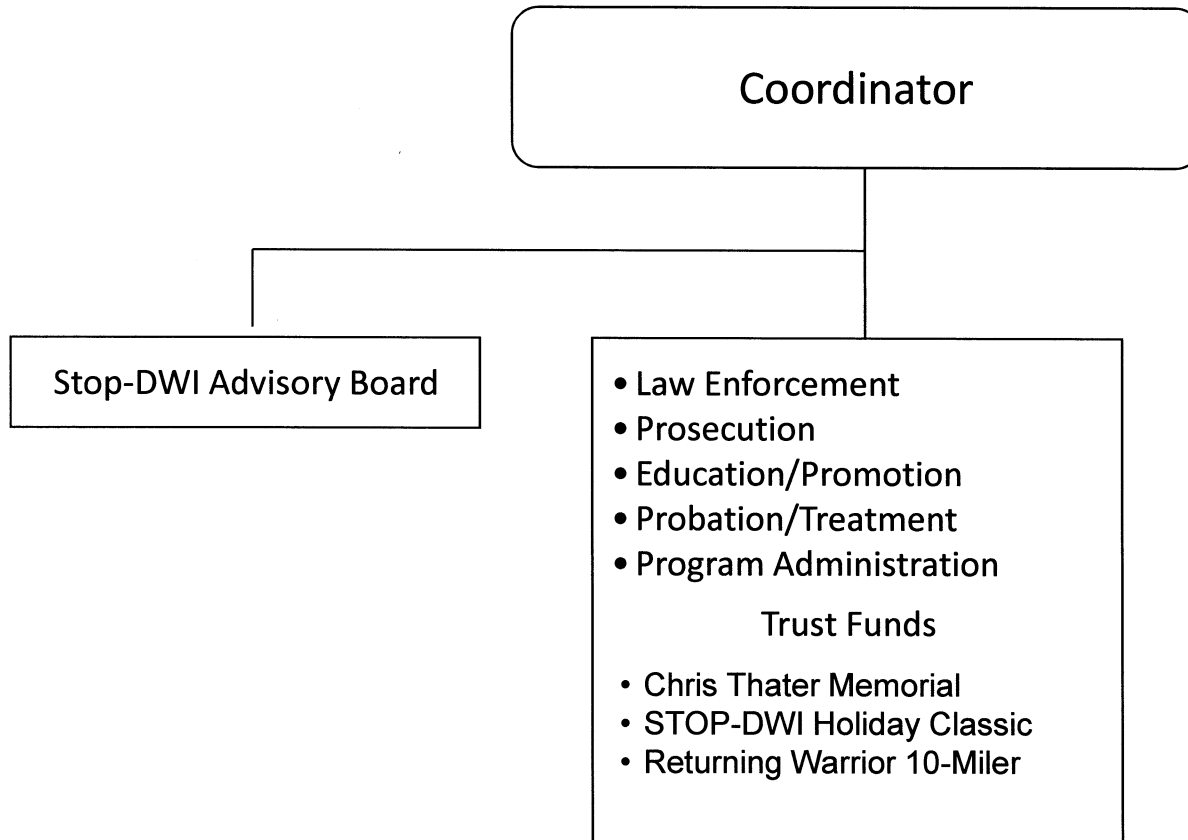
REPORT:BP032

BROOME COUNTY GOVERNMENT  
REVENUE AND APPROPRIATION SUMMARY BY DEPARTMENT

FUND: 1010 General Operating  
DEPT: 22000000 Security

Account	2014 Actuals	2015 Budget	2015 YTD Actuals As of 08/26/15	2016 Budget Requested	2016 Budget Recommended
6008007 HEALTH INSURANCE	320,363	349,416	197,882	344,727	344,727
6008009 RETIREE HEALTH INSURANCE	111,828	96,426	77,812	116,659	116,659
6008010 DISABILITY INSURANCE	2,150	2,340	1,254	2,753	2,753
6008011 UNEMPLOYMENT INSURANCE	1,185	0	3,792	0	0
6008013 HEALTH INS - RETIRE INCENTIVE	11,828	0	0	0	0
<b>0000080 Employee Benefits Totals</b>	<b>890,668</b>	<b>990,073</b>	<b>559,642</b>	<b>964,734</b>	<b>964,734</b>
<b>Exp Totals for Dept: 22000000</b>	<b>3,401,547</b>	<b>3,687,039</b>	<b>2,052,177</b>	<b>3,542,093</b>	<b>3,542,093</b>
<b>Total for Dept: 22000000</b>	<b>-567,808</b>	<b>-952,959</b>	<b>-681,814</b>	<b>-880,971</b>	<b>-880,971</b>

# STOP - DWI





## **STOP-DWI**

### **Mission Statement**

To develop and coordinate a comprehensive DWI counter-measure program to reduce impaired driving related crashes, injuries and fatalities.

### **Description**

STOP-DWI stands for “Special Traffic Options Program for Driving While Intoxicated”. The STOP-DWI Program was enacted by the State Legislature in 1981 for the purposes of empowering county governments to coordinate local efforts to reduce the incidence of impaired driving within the context of a comprehensive and financially self-sustaining highway safety program.

Pursuant to Article 31 Section 1197 of the New York State Vehicle and Traffic Law and 15 NYCRR Part 172 of the Commissioner’s Rules and Regulations, the Broome County STOP-DWI Program develops and coordinates a comprehensive DWI countermeasures program – that places a priority on general deterrence – the prevention of impaired driving through a high visibility enforcement and prosecution effort. To that end, STOP-DWI funds enhanced police patrols that are dedicated to DWI enforcement as well as provides specialized breath testing equipment and video cameras to police agencies. The District Attorney’s office receives funds for an additional prosecutor to specialize in DWI cases. STOP-DWI also provides funding to the Broome County Probation Department to deal with recidivist DWI offenders.

In addition, STOP-DWI funds an effective traditional and social media campaign in order to heighten public awareness about the dangers of impaired driving and to promote the enforcement and prosecution efforts. STOP-DWI serves as the ignition interlock device monitor for all DWI conditional discharge cases in Broome County.

STOP-DWI also sponsors numerous training seminars for prosecutors, police, educators, and treatment professionals who deal with various aspects of the impaired driving issues. STOP-DWI works with area middle and high schools and conducts numerous community outreach programs. The STOP-DWI Program also uses the popularity of sports to further promote its safe driving and healthy lifestyles message.

STOP-DWI operates under 15 NYCRR Part 172 of the Commissioners Rules and Regulations which limits funding to only enhancement programs which reduce the incidence of impaired driving. Broome County’s STOP-DWI Program is supported entirely by the fines paid by people convicted of driving while intoxicated, DWI probation supervision fees, and state and federal grants.

### **2016 Objectives**

#### **Enforcement and Adjudication Component:**

- Continue the high visibility STOP-DWI Task Force Program involving specially marked patrol vehicles and overtime patrols that are dedicated to DWI enforcement.
- Continue the digital recording program in which DWI offenders are recorded at the scene of arrest and at police stations.

- Purchase specialized breath testing equipment and supplies for DWI enforcement.
- Support specialized crash investigation and reconstruction efforts among Broome County's law enforcement agencies.
- Support the Drug Recognition Expert (DRE) Program with area police agencies.
- Continue the STOP-DWI Prosecution Program with the Broome County District Attorney's Office.
- Continue the STOP-DWI Probation Program with the Broome County Probation Department.
- Continue funding an in-house random drug testing program for DWI Probationers.
- Continue monitoring interlock devices for conditional discharge cases.

**Education and Public Awareness Component:**

- Continue specialized education programs for enforcement, prosecution, education, and treatment professionals who deal with various aspects of the impaired driving issues.
- Continue to offer TIPS Alcohol Server Training Program to on-premise (bars, taverns) and off-premise (caterers) establishments and to work with licensed establishments on the prevention of impaired driving.
- Conduct community outreach via public speaking engagements, and by making available videos, displays, and printed materials to schools and other organizations.
- Continue to support education and public awareness activities in area middle schools and high schools.
- Conduct a comprehensive electronic and print advertising campaign to promote awareness about the DWI issue.

- Conduct special projects/events such as the STOP-DWI Winter Classic, STOP-DWI Tournament of Champions, the Chris Thater Memorial, Teen Traffic Safety Day, and the Returning Warrior 10-Miler to further promote the STOP-DWI and healthy lifestyles message to youth and the community.

**Administrative/Evaluation Component:**

- Work with the STOP-DWI Advisory Board, local officials and public and private community organizations to develop and coordinate a comprehensive DWI countermeasure program.
- Monitor and evaluate traffic accident, arrest, and conviction data to assess the effectiveness of Broome County's STOP-DWI effort.
- Coordinate local efforts to implement the Ignition Interlock Device (IID) requirements of Leandra's Law.
- Seek private/corporate sponsorship to help finance education and promotional efforts.

**2016 Budget Highlights**

- Application of DWI fine revenues to cover FY2016 program expenses at no cost to local taxpayers.
- Application of DWI Probation Supervision Fees to fund STOP-DWI's Probation programming.
- Zero application of STOP-DWI fund balance to help finance FY2016 budget.
- Maintaining a comprehensive DWI countermeasures program with declining DWI fine revenues.
- Providing financial assistance to county and local law enforcement for the purchase of specialized equipment and overtime patrols.
- Obtaining grant funding to off-set loss of DWI fine money to minimize reductions in law enforcement and education programs.

## STOP-DWI (24010003)

<u>Title of Position</u>	<u>Grade/Unit</u>	2014 <u>Actuals</u>	As of 7/7/2015 Current <u>Authorized</u>	2016 <u>Requested</u>	2016 <u>Recommended</u>
<u>Full-Time Positions</u>					
STOP DWI Coordinator	22 Admin	1	1	1	1
Secretary	13 CSEA	1	1	1	1
Total Full-Time Positions		2	2	2	2
<u>Part-Time Positions</u>					
None					
Total Part-Time Positions		0	0	0	0
Total Positions		2	2	2	2

BROOME COUNTY GOVERNMENT  
 REVENUE AND APPROPRIATION SUMMARY BY DEPARTMENT

FUND: 1010 General Operating  
 DEPT: 24000000 STOP DWI

Account	2014 Actuals	2015 Budget	2015 YTD Actuals As of 08/26/15	2016 Budget Requested	2016 Budget Recommended
<b>0000002 Departmental Income</b>					
5000426 MISCELLANEOUS	75	0	0	0	0
<b>0000002 Departmental Income Total</b>	<u>75</u>	<u>0</u>	<u>0</u>	<u>0</u>	<u>0</u>
<b>0000005 Fines and Forfeitures</b>					
5000490 FINES & FORFEITED BAIL	631	0	0	0	0
5000491 STOP DWI FINES	308,802	305,000	160,218	300,000	300,000
5000492 DWI SUPERVISION FEES	40,212	44,000	20,299	40,000	40,000
<b>0000005 Fines and Forfeitures Total</b>	<u>349,645</u>	<u>349,000</u>	<u>180,517</u>	<u>340,000</u>	<u>340,000</u>
<b>0000007 Misc Interfund Revenues</b>					
5000530 REFUNDS OF PRIOR YEARS EXPENDI	275	0	0	0	0
5000546 Trust Account Inflows	163,459	0	0	0	0
<b>0000007 Misc Interfund Revenues Total</b>	<u>163,734</u>	<u>0</u>	<u>0</u>	<u>0</u>	<u>0</u>
<b>0000009 Federal Aid</b>					
5000946 FEDERAL AID - OTHER	0	12,000	4,860	30,000	30,000
<b>0000009 Federal Aid Total</b>	<u>0</u>	<u>12,000</u>	<u>4,860</u>	<u>30,000</u>	<u>30,000</u>
<b>Rev Totals for Dept: 24000000</b>	<u>513,454</u>	<u>361,000</u>	<u>185,377</u>	<u>370,000</u>	<u>370,000</u>
<b>0000010 Personnel Service</b>					
6001000 SALARIES FULL-TIME	98,805	98,821	57,697	100,591	100,591
<b>0000010 Personnel Service Totals</b>	<u>98,805</u>	<u>98,821</u>	<u>57,697</u>	<u>100,591</u>	<u>100,591</u>
<b>0000040 Contractual Expenditures</b>					
6004010 BOOKS AND SUBSCRIPTIONS	82	540	130	250	250
6004012 OFFICE SUPPLIES	752	500	509	750	750
6004048 MISC OPERATIONAL SUPPLIES	3,985	2,000	1,048	2,000	2,000

REPORT:BP032

BROOME COUNTY GOVERNMENT  
REVENUE AND APPROPRIATION SUMMARY BY DEPARTMENT

FUND: 1010 General Operating  
DEPT: 24000000 STOP DWI

Account	2014 Actuals	2015 Budget	2015 YTD Actuals As of 08/26/15	2016 Budget Requested	2016 Budget Recommended
6004100 POSTAGE AND FREIGHT	0	200	0	0	0
6004105 DUES AND MEMBERSHIPS	1,012	1,025	782	800	800
6004137 ADVERTISING AND PROMOTION EXPE	44,870	45,800	25,646	49,570	49,570
6004139 Trust Account Outflows	213,497	0	0	0	0
6004146 SUBCONTRACTED PROGRAM EXPENSE	71,200	54,718	2,373	52,400	52,400
6004160 MILEAGE AND PARKING-LOCAL	28	300	94	250	250
6004161 TRAVEL HOTEL AND MEALS	679	500	215	750	750
6004162 EDUCATION AND TRAINING	115	500	0	500	500
6004164 NON-EMPLOYEE TRAVEL HOTEL & ME	387	1,000	0	750	750
6004166 NON-EMPLOYEE EDUCATION AND TRN	830	1,000	606	1,000	1,000
6004196 COPYING MACHINE RENTALS	1,443	1,620	962	1,600	1,600
<b>0000040 Contractual Expenditures Totals</b>	<b>338,880</b>	<b>109,703</b>	<b>32,365</b>	<b>110,620</b>	<b>110,620</b>
<b>0000041 Chargeback Expenses</b>					
6004602 INSURANCE PREMIUM CHARGEBACK	112	111	111	102	102
6004606 TELEPHONE BILLING ACCOUNT	0	811	285	872	872
6004609 DATA PROCESSING CHARGEBACKS	0	4,705	2,353	4,362	4,362
6004610 PERSONNEL SERVICES CHARGEBACKS	92,930	91,200	51,825	102,600	102,600
6004614 OTHER CHARGEBACK EXPENSES	0	500	0	181	181
6004617 DUPLICATING/PRINTING CHARGEBAC	0	500	132	800	800
6004618 OFFICE SUPPLIES CHARGEBACK	0	500	380	2,214	2,214
<b>0000041 Chargeback Expenses Totals</b>	<b>93,042</b>	<b>98,327</b>	<b>55,086</b>	<b>111,131</b>	<b>111,131</b>
<b>0000080 Employee Benefits</b>					
6008001 STATE RETIREMENT	15,345	20,061	10,410	18,912	18,912
6008002 SOCIAL SECURITY	7,159	7,560	4,136	7,695	7,695
6008004 WORKERS COMPENSATION	653	502	251	526	526
6008006 LIFE INSURANCE	30	30	20	30	30
6008007 HEALTH INSURANCE	22,990	22,860	14,335	13,922	13,922
6008009 RETIREE HEALTH INSURANCE	6,478	6,543	4,319	6,478	6,478
6008010 DISABILITY INSURANCE	78	78	49	95	95
<b>0000080 Employee Benefits Totals</b>	<b>52,733</b>	<b>57,634</b>	<b>33,520</b>	<b>47,658</b>	<b>47,658</b>
<b>Exp Totals for Dept: 24000000</b>	<b>583,460</b>	<b>364,485</b>	<b>178,668</b>	<b>370,000</b>	<b>370,000</b>

REPORT:BP032

BROOME COUNTY GOVERNMENT  
REVENUE AND APPROPRIATION SUMMARY BY DEPARTMENT

FUND: 1010 General Operating  
DEPT: 24000000 STOP DWI

Account	2014 Actuals	2015 Budget	2015 YTD Actuals As of 08/26/15	2016 Budget Requested	2016 Budget Recommended
Total for Dept: 24000000	-70,006	-3,485	6,709	0	0

**This page is intentionally left blank**

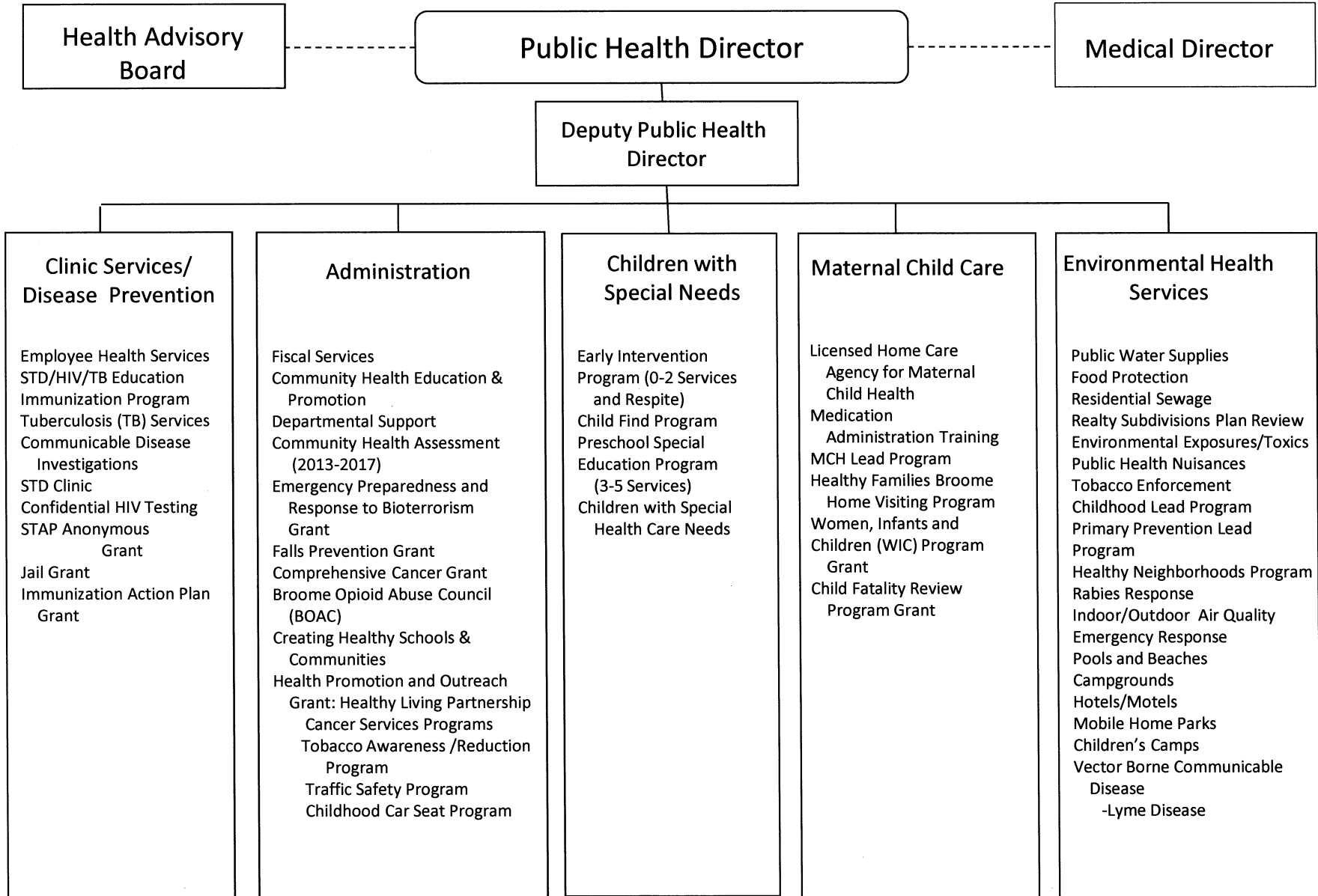




## Health

<u>Department/Division</u>	<u>Page</u>
Health	
Administration	214
Environmental Health (Includes Rabies Control)	222
Clinics & Disease Control	227
Maternal Child Health Development	233
Mental Health	
Mental Health	242
Willow Point Nursing Home	
Administration & General	250
Nursing	260
Dietary	266
Cleanliness & Safety	270
Social Programs	275
Ancillaries	279
Debt Service	281
Transfers	283

# Public Health



## HEALTH

### Administration

#### Mission Statement

Administration exists to establish and maintain the necessary infrastructure to assure the quality and consistency of public health services provided to the community in a cost-effective manner. The department strives to reduce inefficiencies, provide economies, and ensure compliance with regulations, accreditation standards and laws established by governing bodies. Administration serves as a “hub” between external recipients and internal recipients of services.

#### **Public Health Standards:**

Investigate health problems and environmental public health hazards to protect the community

- Conduct timely investigations of health problems and environmental public health hazards.
- Contain/mitigate health problems and environmental public health hazards.
- Analyze public health data to identify trends in health problems, environmental public health hazards, and social and economic factors that affect the public’s health.
- Maintain a plan with policies and procedures for urgent and non-urgent communications.
- Inform and educate about public health issues and functions
- Provide health education and health promotion policies, programs, processes, and interventions to support prevention and wellness.
- Provide information on public health issues and public health functions through multiple methods to a variety of audiences.
- Develop public health policies and plans
- Serve as a primary and expert resource for establishing and maintaining public health polices, practices, and capacity.

- Develop and implement a health department organizational strategic plan.
- Conduct a comprehensive planning process resulting in a Community Health Improvement Plan.
- Maintain a Public Health Emergency Preparedness and Response Plan for all threats and hazards.
- Enforce public health laws.
- Review existing laws and work with governing entities and elected/appointed officials to update as needed.
- Educate individuals and organizations on the meaning, purpose, compliance, and benefit of public health laws and how to comply.
- Conduct and monitor public health enforcement activities and coordinate notification of violations among appropriate agencies.
- Evaluate and continuously improve processes, programs and interventions.
- Use a performance management system to improve organizational practice, processes, programs, and interventions
- Develop and implement quality improvement processes integrated into organizational practice, programs, processes and interventions.
- Maintain administrative and management capacity
- Develop and maintain an operational infrastructure to support the performance of public health functions.
- Establish effective financial management systems
- Maintain capacity to engage the public health governing entity.
- Maintain current operational definitions and statements of the public health roles, responsibilities, and authorities.
- Provide information to the governing entity regarding public health and the official responsibilities of the health department and of the governing entity.

- Encourage the governing entity's engagement in the public health department's overall obligations and responsibilities.

### **Description of Services**

The Administration Division is composed of three units: fiscal, departmental support, and administration.

- The fiscal unit is responsible for all facets of the Health Department's finances. Under the direction of the Fiscal Services Administrator, the fiscal staff provide payroll and personnel processing, accounts payable and receivable, cash management, statistical and financial analysis, billing, claiming and grants management. In addition, the unit prepares complex financial and statistical reports, (including cost reports), state aid applications, and various reports for the Health Department programs. Staff provides information and guidance on fiscal matters to the other divisions. Accountants act as liaisons to agency and non-agency staff regarding fiscal and program operations, departmental budget requests, and grant programs. The Fiscal Services Administrator coordinates the budget process fiscal procedures, and personnel activities for the entire Health Department.
- Departmental support assigned staff members are responsible for maintaining a clean and safe physical environment for the clients/visitors. Expenses support the infrastructure of the Health Department including telecommunications, service contracts, and information technology.
- Plans, directs, and administers all public health programs and services according to applicable laws and regulations as described in the Broome County Charter, Public Health Law and federal regulations.
- Serves as a primary and expert resource for establishing and maintaining public health policies, practices and capacity.
- Conducts public health surveillance, investigates public health issues, and evaluates public health interventions targeting chronic disease prevention and control, emerging infectious disease outbreaks, toxic exposures, environmental health problems, injuries, unintentional child fatalities, injuries or deaths due to motor vehicle, pedestrian and bicycle crashes, communicable diseases, maternal child health morbidity, and tobacco control and preventive cancer services.
- The Public Health Emergency Preparedness and Response Program improves the capacity of Broome County to prevent, protect against, mitigate, respond to, and recover from emergencies and disasters of public health significance. This mission is accomplished by maintaining and updating the Public Health Emergency Preparedness and Response Plan, conducting emergency exercises to test and improve upon current capabilities, and providing training and education to first responders, health department staff, the health and medical community, and the general public.
- Directs the 2013-2017 Community Health Assessment and Community Health Improvement Plan process and functions as a community liaison in the process.
- Provides direct supervision and direction of departmental community health education and promotion activities. Coordinates and administers health education and health promotion activities in collaboration with other community agencies stakeholders, residents and elected officials.
- Provides direct supervision and direction to the fiscal and departmental support staff.

### **2016 Objectives**

- Engage in meaningful research of community health status, measured by jurisdictional mortality, incidence, or prevalence. Assess County characteristics such as poverty, health disparities,

and health literacy to determine health behaviors, adverse health events, and populations at risk.

- Coordinate stakeholders from all sectors to participate in the Community Health Improvement Plan.
- Develop a well-trained and competent workforce through assessing training needs and collaborative planning with institutions of higher learning to maintain the technological tools of the public health infrastructure that are necessary to support all essential public health services.
- Increase awareness of chronic disease prevention through evidence-based health promotion and education activities and strategies that encourage lifestyle changes and engages community members where they live, learn, work, play, and pray.
- Build the capacity of community organizations to provide health information and programming as part of “doing business” offering cost-effective programs that impact health outcomes and are easy to replicate.
- Collaborate with institutions of higher learning to bring in expertise in planning and evaluation, epidemiologic studies, data collection, and management.
- Continue to coordinate and develop the Broome Opioid Abuse Council (BOAC) formally established in December, 2014 to strengthen the planning capacity of the county to reduce the social and health harms related to the misuse of opioid drugs. The multidisciplinary council seeks to improve the county’s response to the growing opioid abuse crisis facing residents and to reduce the incidence and prevalence of opioid addiction and death. Goals have been established within the structure of four subcommittees intending to: educate the public about addiction and available services; facilitate the development of appropriate treatment and prevention services; educate medical professionals regarding pain medication prescription practices; and strengthen the capacity of law enforcement and the courts to protect the community.

- The Public Health Emergency Preparedness Program will utilize the Ebola Preparedness and Response supplemental grant funding to enhance infrastructure for responding to emerging infectious diseases which may affect the health and safety of Broome County residents. This may include meeting with hospital personnel and convening Ebola drills, practicing donning and doffing of PPE, communication exercises with EMS, hospital CMOs, and the County Executive Office as well as developing sample media alerts for the community involving high, medium and low-risk Ebola travelers coming to the area.

#### **2016 Budget Highlights**

- Maintain health education activities to provide for coordination of efforts to prevent diseases and encourage healthy lifestyles by building the capacity of community organizations and by seeking insurance reimbursement where appropriate.
- Improved community health assessment and surveillance activities through coordination with other community agencies.
- Continued maximization of grant funding to support operating budget as the focus of public health shifts from direct services provision to surveillance, assurance, and policy development.
- Prioritization of expenses to reflect identified staff needs for education and technology, while focusing on equitable salary levels for recruiting and retaining staff.

Health (25010004)  
Administration

<u>Title of Position</u>	<u>Grade/Unit</u>	As of 7/7/2015			
		2014 <u>Actuals</u>	Current <u>Authorized</u>	2016 <u>Requested</u>	2016 <u>Recommended</u>
<u>Full-Time Positions</u>					
Director of Public Health	I Admin	1	1	1	1
Fiscal Services Administrator (40)	24 Admin	1	1	1	1
Supervising Public Health Educator	21 BAPA	1	1	1	1
Senior Accountant	18 BAPA	1	1	1	1
Principal Account Clerk	13 CSEA	2	2	2	2
Secretary	13 CSEA	1	1	1	1
Senior Account Clerk	9 CSEA	2	2	2	2
Senior Custodial Worker (40)	9 CSEA	1	1	1	1
Total Full-Time Positions		10	10	10	10
<u>Part-Time Positions</u>					
Deputy Director of Public Health	D Admin	0	1	1	1
Secretary	13 CSEA	1	1	1	1
Account Clerk	7 CSEA	1	1	1	1
Total Part-Time Positions		2	3	3	3
Total Positions		12	13	13	13

REPORT:BP033

BROOME COUNTY GOVERNMENT  
 REVENUE AND APPROPRIATION SUMMARY  
 BY DEPARTMENT AND DIVISION

FUND: 1010 General Operating  
 DEPT: 25000000 Health  
 DIV: 01 Health-Administration

Account	2014 Actuals	2015 Budget	2015 YTD Actuals As of 08/26/15	2016 Budget Requested	2016 Budget Recommended
25000000 Health					
0000002 Departmental Income					
5000195 FACILITY RENTALS	16,289	23,000	13,414	23,000	23,000
5000331 CHARGEBACK TO GRANTS	154,923	117,913	42,985	148,318	148,318
5000335 COPIER CHARGEBEACK	4,339	2,316	2,807	4,950	4,950
0000002 Departmental Income Totals	175,551	143,229	59,206	176,268	176,268
0000003 Use of Money					
5000470 VENDING MACHINE	410	1,000	89	1,000	1,000
0000003 Use of Money Totals	410	1,000	89	1,000	1,000
0000007 Misc Interfund Revenues					
5000534 TRANSFER FROM INSURANCE RESERV	4,930	0	0	0	0
5000545 CREDIT CARD REBATES	252	0	0	0	0
0000007 Misc Interfund Revenues Totals	5,182	0	0	0	0
0000008 State Aid					
5000821 PUBLIC HEALTH WORK	1,182,525	643,124	583,166	626,454	626,454
5000840 STATE AID - HEALTH	13,691	0	0	0	0
0000008 State Aid Totals	1,196,216	643,124	583,166	626,454	626,454
Rev Total for Div: 2501	1,377,359	787,353	642,461	803,722	803,722
0000010 Personnel Service					
6001000 SALARIES FULL-TIME	459,316	485,612	284,907	491,536	491,536
6001001 SALARIES PART-TIME	44,367	41,803	26,035	77,860	77,860
6001002 SALARIES TEMPORARY	63,913	55,218	34,877	55,218	55,218
6001003 SALARIES OVERTIME	5,466	4,510	6,119	4,510	4,510
0000010 Personnel Service Totals	573,062	587,143	351,938	629,124	629,124

REPORT:BP033

BROOME COUNTY GOVERNMENT  
REVENUE AND APPROPRIATION SUMMARY  
BY DEPARTMENT AND DIVISION

FUND: 1010 General Operating  
DEPT: 25000000 Health  
DIV: 01 Health-Administration

Account	2014 Actuals	2015 Budget	2015 YTD Actuals As of 08/26/15	2016 Budget Requested	2016 Budget Recommended
<b>0000040 Contractual Expenditures</b>					
6004010 BOOKS AND SUBSCRIPTIONS	726	1,096	529	1,096	1,096
6004012 OFFICE SUPPLIES	1,737	3,000	1,186	3,600	3,600
6004022 FUEL AND HEATING SUPPLIES	12,860	17,000	9,288	17,000	17,000
6004023 BLDG AND GROUNDS SUPPLIES	4,721	5,770	3,332	5,000	5,000
6004046 GAS OIL GREASE AND DIESEL FUEL	125	500	151	300	300
6004048 MISC OPERATIONAL SUPPLIES	268	0	0	0	0
6004055 COMPUTER SOFTWARE AND SUPPLIES	2,226	600	0	0	0
6004056 COMPUTER EQUIPMENT (NON CAPITAL)	1,314	2,400	154	0	0
6004062 MEDICAL LAB & CLINIC SUPPLIES	2,951	0	0	0	0
6004100 POSTAGE AND FREIGHT	904	1,030	612	1,000	1,000
6004105 DUES AND MEMBERSHIPS	4,052	3,948	484	4,440	4,440
6004106 GENERAL OFFICE EXPENSES	2,079	2,114	2,641	2,114	2,114
6004111 BUILDING AND LAND RENTAL	117,776	490,515	271,377	492,323	492,323
6004113 WATER AND SEWAGE CHARGES	2,193	2,100	1,325	2,193	2,193
6004115 ELECTRIC CURRENT	32,605	42,000	16,963	37,000	37,000
6004117 BUILDING AND GROUNDS EXPENSES	4,793	5,462	7,408	5,462	5,462
6004123 MEDICAL HOSPITAL AND LAB EXPEN	110	0	0	0	0
6004137 ADVERTISING AND PROMOTION EXPE	0	0	598	0	0
6004138 OTHER OPERATIONAL EXPENSES	2,340	0	60	0	0
6004146 SUBCONTRACTED PROGRAM EXPENSE	0	20,000	0	0	0
6004160 MILEAGE AND PARKING-LOCAL	72	100	0	100	100
6004161 TRAVEL HOTEL AND MEALS	403	1,884	469	1,884	1,884
6004162 EDUCATION AND TRAINING	295	1,599	0	1,599	1,599
6004165 ADVISORY BD/TRUSTEES EXPENSES	102	250	109	250	250
6004168 OTHER PERSONNEL EXPENSES	0	118	0	118	118
6004195 HARDWARE RENTAL	-741	0	0	0	0
6004196 COPYING MACHINE RENTALS	1,887	2,000	1,258	2,000	2,000
6004200 PROPERTY LOSS	3,676	0	0	0	0
6004203 INSURANCE CLAIMS	1,254	0	0	0	0
6004413 OTHER HEALTH AND MEDICAL SERVI	91,360	95,924	47,698	98,802	98,802
6004500 ACCTG AND COST ALLOCATION SERV	1,500	1,500	1,500	1,500	1,500
<b>0000040 Contractual Expenditures Totals</b>	<b>293,588</b>	<b>700,910</b>	<b>367,142</b>	<b>677,781</b>	<b>677,781</b>
<b>0000041 Chargeback Expenses</b>					
6004601 INDIRECT COSTS	432,377	432,377	0	386,858	386,858
6004602 INSURANCE PREMIUM CHARGEBACK	2,759	2,189	1,095	5,691	5,691
6004604 DPW SECURITY CHARGEBACKS	118,296	116,171	59,024	113,175	113,175
6004605 COUNTY ATTORNEY CHARGEBACKS	30,058	25,515	12,528	25,515	25,515
6004606 TELEPHONE BILLING ACCOUNT	8,336	10,502	5,772	10,732	10,732
6004609 DATA PROCESSING CHARGEBACKS	88,828	69,616	32,290	97,351	97,351



BROOME COUNTY GOVERNMENT  
 REVENUE AND APPROPRIATION SUMMARY  
 BY DEPARTMENT AND DIVISION

FUND: 1010 General Operating  
 DEPT: 25000000 Health  
 DIV: 01 Health-Administration

Account	2014 Actuals	2015 Budget	2015 YTD Actuals As of 08/26/15	2016 Budget Requested	2016 Budget Recommended
6004610 PERSONNEL SERVICES CHARGEBACKS	43,193	88,070	17,532	0	0
6004614 OTHER CHARGEBACK EXPENSES	1,505	5,728	1,291	2,087	2,087
6004615 GASOLINE CHARGEBACK	-7,166	735	8,486	321	321
6004616 FLEET SERVICE CHARGEBACK	817	1,825	11,079	647	647
6004617 DUPLICATING/PRINTING CHARGEBAC	3,182	2,557	2,007	3,223	3,223
6004618 OFFICE SUPPLIES CHARGEBACK	2,001	2,256	997	2,256	2,256
6004619 BUILDING SERVICE CHARGEBACK	6,815	5,000	96	5,000	5,000
<b>0000041 Chargeback Expenses Totals</b>	<b>731,001</b>	<b>762,541</b>	<b>152,197</b>	<b>652,856</b>	<b>652,856</b>
<b>0000060 Principal on Indebtedness</b>					
6006008 PRINCIPAL ON CAPITAL LEASE	324,009	0	0	0	0
<b>0000060 Principal on Indebtedness Totals</b>	<b>324,009</b>	<b>0</b>	<b>0</b>	<b>0</b>	<b>0</b>
<b>0000070 Interest on Indebtedness</b>					
6007005 INTEREST ON CAPITAL LEASE	70,341	0	0	0	0
<b>0000070 Interest on Indebtedness Totals</b>	<b>70,341</b>	<b>0</b>	<b>0</b>	<b>0</b>	<b>0</b>
<b>0000080 Employee Benefits</b>					
6008001 STATE RETIREMENT	90,530	105,853	49,856	103,162	103,162
6008002 SOCIAL SECURITY	40,711	44,916	25,243	48,199	48,199
6008004 WORKERS COMPENSATION	8,969	9,513	4,602	8,586	8,586
6008006 LIFE INSURANCE	185	195	125	210	210
6008007 HEALTH INSURANCE	124,013	141,857	77,579	136,678	136,678
6008009 RETIREE HEALTH INSURANCE	247,503	185,715	160,644	248,961	248,961
6008010 DISABILITY INSURANCE	657	663	410	894	894
6008011 UNEMPLOYMENT INSURANCE	7,423	0	8,216	0	0
6008013 HEALTH INS - RETIRE INCENTIVE	10,449	0	0	0	0
<b>0000080 Employee Benefits Totals</b>	<b>530,440</b>	<b>488,712</b>	<b>326,675</b>	<b>546,690</b>	<b>546,690</b>
<b>Exp Total for Div: 2501</b>	<b>2,522,441</b>	<b>2,539,306</b>	<b>1,197,952</b>	<b>2,506,451</b>	<b>2,506,451</b>
<b>Total for Div: 25000000</b>	<b>-1,145,082</b>	<b>-1,751,953</b>	<b>-555,491</b>	<b>-1,702,729</b>	<b>-1,702,729</b>

## Health

### Environmental Health

#### Mission Statement

To promote the public health and prevent communicable disease, chronic conditions and injury by providing technical assistance to the regulated community and education to the public in various program areas, including but not limited to Food Service, Emergency Preparedness, Water and Air Quality, Rabies Control, Lead Poisoning Prevention, Swimming Pool inspections and Public Health Nuisances. The Division is charged with the enforcement of the New York State Sanitary Code, the Broome County Sanitary code and sections of the Public Health Law.

#### Description of Services

The Division of Environmental Health conducts: Routine inspections of approximately 1,500 regulated facilities; responds to complaints of public health nuisances; rabies control; enforces the Clean Indoor Air Act and the Adolescent Tobacco Use Prevention Act; reviews plans for public water and private sewage disposal systems; permitting and regulation of swimming pools, bathing beaches, mobile home parks, hotels/motels, food facilities, campgrounds, children camps, coordinates lead poisoning prevention efforts and the Healthy Neighborhood Program; Lyme disease education; conducts communicable disease outbreak investigations; educates facility operators with training courses and the general public with appearances and media releases. The Division of Environmental Health also responds to emergencies and participates in other department emergency planning initiatives.

#### 2016 Objectives

- Continue to monitor and reduce public health hazards found during inspections within program areas, along with increased education and enforcement actions.
- Implement new program policies and procedures to maintain accountability and efficiency.
- Modify Environmental Health staff roles to meet the increasing demands with limited staff and funding.
- Prioritize program objectives to those of high risk. Cut or limit non-mandated programs to meet budget constraints.
- Modify inspection protocols to increase program efficiency and minimize excessive travel.
- Increase educational awareness of Environmental Health issues via free in-house and on-line training courses, smart phone apps and media.
- Develop partnerships with all municipal code enforcement officers to minimize residential environmental hazards.

#### 2016 Budget Highlights

- Continue to pursue grants to decrease net to County support.
- Minimize unnecessary and costly human post exposure prophylaxis by providing Health Care Specialists the tools necessary to make sound judgments when providing treatment.
- Continue to meet all New York State Department of Health program deliverables with a limited and static budget.

Health (25050004)  
Environmental Health

<u>Title of Position</u>	<u>Grade/Unit</u>	2014	As of	2016	2016
		<u>Actuals</u>	7/7/2015 <u>Current Authorized</u>	<u>Requested</u>	<u>Recommended</u>
<u>Full-Time Positions</u>					
Director of Environmental Health Services	D Admin	0	1	1	1
Director of Environmental Health Services	C Admin	1	0	0	0
Senior Public Health Engineer	28 BAPA	1	0	0	0
Senior Public Health Engineer	24 BAPA	0	1	1	1
Groundwater Management Specialist	23 BAPA	2	2	2	2
Senior Public Health Sanitarian	20 BAPA	2	2	2	2
Public Health Sanitarian	17 CSEA	3	3	3	3
Public Health Technician	14 CSEA	1	1	1	1
Secretary	13 CSEA	1	1	1	1
Keyboard Specialist	8 CSEA	1	1	1	1
Total Full-Time Positions		12	12	12	12
<u>Part-Time Positions</u>					
None					
Total Part-Time Positions		0	0	0	0
Total Positions		12	12	12	12

REPORT:BP033

BROOME COUNTY GOVERNMENT  
REVENUE AND APPROPRIATION SUMMARY  
BY DEPARTMENT AND DIVISION

FUND: 1010 General Operating  
DEPT: 25000000 Health  
DIV: 05 Health-Environmental Health

Account	2014 Actuals	2015 Budget	2015 YTD Actuals As of 08/26/15	2016 Budget Requested	2016 Budget Recommended
<b>0000002 Departmental Income</b>					
5000118 FEES FOR SERVICES	237,069	223,883	166,006	234,023	234,023
5000119 PUBLIC HEALTH FINES	10,950	5,000	4,750	5,000	5,000
5000331 CHARGEBACK TO GRANTS	85,282	79,476	53,633	70,678	70,678
5000335 COPIER CHARGEBEACK	3,015	0	2,010	0	0
<b>0000002 Departmental Income Totals</b>	<b>336,316</b>	<b>308,359</b>	<b>226,399</b>	<b>309,701</b>	<b>309,701</b>
<b>0000008 State Aid</b>					
5000821 PUBLIC HEALTH WORK	31,038	190,715	59,284	182,647	182,647
5000824 RABIES	12,970	34,578	4,040	20,680	20,680
<b>0000008 State Aid Totals</b>	<b>44,008</b>	<b>225,293</b>	<b>63,324</b>	<b>203,327</b>	<b>203,327</b>
<b>Rev Total for Div: 2505</b>	<b>380,324</b>	<b>533,652</b>	<b>289,723</b>	<b>513,028</b>	<b>513,028</b>
<b>0000010 Personnel Service</b>					
6001000 SALARIES FULL-TIME	713,415	657,819	333,004	645,993	645,993
6001002 SALARIES TEMPORARY	20,133	0	14,913	0	0
<b>0000010 Personnel Service Totals</b>	<b>733,548</b>	<b>657,819</b>	<b>347,917</b>	<b>645,993</b>	<b>645,993</b>
<b>0000040 Contractual Expenditures</b>					
6004010 BOOKS AND SUBSCRIPTIONS	443	500	449	500	500
6004012 OFFICE SUPPLIES	988	2,000	1,580	1,400	1,400
6004056 COMPUTER EQUIPMENT (NON CAPITAL)	2,865	800	0	0	0
6004061 ENVIRONMENTAL HEALTH SUPPLIES	171	2,413	192	3,373	3,373
6004062 MEDICAL LAB & CLINIC SUPPLIES	8,615	15,844	3,808	10,294	10,294
6004100 POSTAGE AND FREIGHT	753	1,525	547	1,025	1,025
6004105 DUES AND MEMBERSHIPS	0	15	0	15	15
6004106 GENERAL OFFICE EXPENSES	-1,845	4,870	267	150	150
6004137 ADVERTISING AND PROMOTION EXPE	12	100	48	5,100	5,100
6004138 OTHER OPERATIONAL EXPENSES	93	75	0	75	75
6004160 MILEAGE AND PARKING-LOCAL	300	336	133	345	345
6004161 TRAVEL HOTEL AND MEALS	72	792	512	792	792
6004162 EDUCATION AND TRAINING	10	0	10	0	0

BROOME COUNTY GOVERNMENT  
 REVENUE AND APPROPRIATION SUMMARY  
 BY DEPARTMENT AND DIVISION

FUND: 1010 General Operating  
 DEPT: 25000000 Health  
 DIV: 05 Health-Environmental Health

Account	2014 Actuals	2015 Budget	2015 YTD Actuals As of 08/26/15	2016 Budget Requested	2016 Budget Recommended
6004169 DAY TRIP MEAL REIMBURSEMENT	14	50	8	50	50
6004196 COPYING MACHINE RENTALS	4,427	0	2,846	4,720	4,720
6004402 LAB SERVICES	3,091	5,000	1,105	5,000	5,000
6004413 OTHER HEALTH AND MEDICAL SERVI	10,813	15,075	6,344	14,890	14,890
<b>0000040 Contractual Expenditures Totals</b>	<b>30,822</b>	<b>49,395</b>	<b>17,849</b>	<b>47,729</b>	<b>47,729</b>
<b>0000041 Chargeback Expenses</b>					
6004605 COUNTY ATTORNEY CHARGEBACKS	5,314	28,436	148	28,436	28,436
6004606 TELEPHONE BILLING ACCOUNT	3,349	4,083	1,929	1,160	1,160
6004609 DATA PROCESSING CHARGEBACKS	25,089	35,093	17,859	51,895	51,895
6004610 PERSONNEL SERVICES CHARGEBACKS	154	0	0	0	0
6004614 OTHER CHARGEBACK EXPENSES	1,318	1,118	1,495	1,232	1,232
6004615 GASOLINE CHARGEBACK	7,662	4,511	-2,618	4,164	4,164
6004616 FLEET SERVICE CHARGEBACK	9,950	8,520	3,612	8,407	8,407
6004617 DUPLICATING/PRINTING CHARGEBA	1,938	336	918	2,393	2,393
6004618 OFFICE SUPPLIES CHARGEBACK	3,226	2,874	1,941	3,226	3,226
<b>0000041 Chargeback Expenses Totals</b>	<b>58,000</b>	<b>84,971</b>	<b>25,284</b>	<b>100,913</b>	<b>100,913</b>
<b>0000060 Principal on Indebtedness</b>					
6006008 PRINCIPAL ON CAPITAL LEASE	1,501	0	0	0	0
<b>0000060 Principal on Indebtedness Totals</b>	<b>1,501</b>	<b>0</b>	<b>0</b>	<b>0</b>	<b>0</b>
<b>0000070 Interest on Indebtedness</b>					
6007005 INTEREST ON CAPITAL LEASE	611	0	0	0	0
<b>0000070 Interest on Indebtedness Totals</b>	<b>611</b>	<b>0</b>	<b>0</b>	<b>0</b>	<b>0</b>
<b>0000080 Employee Benefits</b>					
6008001 STATE RETIREMENT	104,169	131,976	58,363	109,295	109,295
6008002 SOCIAL SECURITY	53,118	50,324	25,407	49,420	49,420
6008004 WORKERS COMPENSATION	11,527	10,193	4,591	10,567	10,567
6008006 LIFE INSURANCE	178	180	99	180	180
6008007 HEALTH INSURANCE	111,267	121,141	58,398	107,635	107,635
6008009 RETIREE HEALTH INSURANCE	111,340	121,286	76,880	100,470	100,470
6008010 DISABILITY INSURANCE	470	468	220	570	570
6008013 HEALTH INS - RETIRE INCENTIVE	2,500	0	0	0	0

REPORT:BP033

BROOME COUNTY GOVERNMENT  
REVENUE AND APPROPRIATION SUMMARY  
BY DEPARTMENT AND DIVISION

FUND: 1010 General Operating  
DEPT: 25000000 Health  
DIV: 05 Health-Environmental Health

Account	2014 Actuals	2015 Budget	2015 YTD Actuals As of 08/26/15	2016 Budget Requested	2016 Budget Recommended
0000080 Employee Benefits Totals	394,569	435,568	223,958	378,137	378,137
Exp Total for Div: 2505	1,219,051	1,227,753	615,008	1,172,772	1,172,772
Total for Div: 25000000	-838,727	-694,101	-325,285	-659,744	-659,744

## **HEALTH**

### **Clinics & Disease Control**

#### **Mission Statement**

The Broome County Health Department Clinic Services Division focuses on prevention of the transmission of infection and communicable diseases through the coordination of community resources, surveillance, health education, consultation and direct care based on community need.

#### **Description of Services**

The Clinic Division provides specialized clinic services in an outpatient care setting. The primary site is located at 225 Front Street. Immunization and outreach services are provided at several locations throughout the county. The division is comprised of seven basic program areas: School Based Preventive Dental Health, Communicable Disease, Employee Health, HIV Testing, Immunization, Sexually Transmitted Diseases, and Tuberculosis. The Clinic Division currently manages grants which enable the department to provide additional HIV testing, both anonymous and confidential, outreach and education on HIV counseling, testing, referral and partner notification. The Preventive Dental grant provides funding for oral health education and preventive services to children in seven elementary schools with the highest free and reduced lunch participation. The Immunization Action Plan grant is designed to increase immunization rates of children and adults through surveillance and education of local health care providers as well as outreach to homeless shelters, substance abuse treatment centers and the county correctional facility to improve hepatitis A and B, pneumococcal and influenza immunization rates.

#### **2016 Objectives**

- Through a coordinated effort, participate in and collaborate with community agencies in a community-wide emergency preparedness response plan including development and implementation of regional stockpile distribution and mass immunization/prophylaxis clinics.
- The community will continue to be served by a system to monitor infectious diseases by subgroup.
- Prevent and minimize vaccine-preventable diseases by providing education, surveillance and direct service as needed.
- Reduce the transmission of sexually transmitted diseases by providing education, surveillance and direct service as needed.
- Evaluate for tuberculosis infection and reduce transmission by providing targeted testing, education, surveillance and direct service to populations at risk.
- Optimize the health and wellbeing of county employees through the provision of comprehensive risk assessment, education, immunizations and referrals.
- Expand communicable disease surveillance to include school absenteeism for disease trending.
- Provide oral health education and preventive dental services to pre-school and elementary school children.
- Increase visits to influenza vaccine clinics by offering clinics earlier in the season and maintaining the fee (consistent with community providers).
- Implement an electronic medical record system.
- Investigate and monitor Ebola travelers.

**2016 Budget Highlights**

- Continue to expand revenue collection procedures for all services, including STD services by establishing contracts with third party payers and continuing to bill for STD services with patient approval.
- Maximize grant revenues to support the operating budget
- Increase Staff Development and training in their fields of expertise and programs, i.e. TB, STD, Immunizations, and Communicable Disease.
- Insight software training on the EMR (Electronic Medical Records) Modules to smoothly implement EMR system.



Health (25020004)  
Clinics & Disease Control

<u>Title of Position</u>	<u>Grade/Unit</u>	As of 7/7/2015			
		<u>2014 Actuals</u>	<u>Current Authorized</u>	<u>2016 Requested</u>	<u>2016 Recommended</u>
<b><u>Full-Time Positions</u></b>					
Director of Clinic Services	C Admin	1	1	1	1
Supervising Public Health Nurse	20 BAPA	1	1	1	1
Nurse Practitioner	27 CSEA	1	1	1	1
Public Health Nurse	17 CSEA	4	4	4	4
HIV Program Representative	14 CSEA	1	1	1	1
Senior Registered Professional Nurse***	14 CSEA	1	1	1	1
Secretary	13 CSEA	1	1	1	1
Senior Medical Assistant	13 CSEA	1	1	1	1
Senior Account Clerk Typist***	9 CSEA	1	1	1	1
Patient Accounts Representative Clerk*	8 CSEA 6 CSEA	2 1	2 1	2 1	2 1
<b>Total Full-Time Positions</b>		<b>15</b>	<b>15</b>	<b>15</b>	<b>15</b>
<b><u>Part-Time Positions</u></b>					
Clinical Laboratory Director	NA	1	0	0	0
Medical Dir/STD/HIV Clinic**	NA	1	1	1	1
Medical Director TB	NA	1	1	1	1
Medical Director - Employee Health Services	NA	1	1	1	1
Nurse Practitioner	27 CSEA	1	1	1	1
Public Health Nurse	17 CSEA	1	1	1	1
Receptionist Typist	6 CSEA	1	1	1	1
<b>Total Part-Time Positions</b>		<b>7</b>	<b>6</b>	<b>6</b>	<b>6</b>
<b>Total Positions</b>		<b>22</b>	<b>21</b>	<b>21</b>	<b>21</b>

\* Unfunded since 2013

\*\* Unfunded since 2014

\*\*\* Unfunded since 2015

REPORT:BP033

BROOME COUNTY GOVERNMENT  
REVENUE AND APPROPRIATION SUMMARY  
BY DEPARTMENT AND DIVISION

FUND: 1010 General Operating  
DEPT: 25000000 Health  
DIV: 02 Health-Clinic & Disease Control

Account	2014 Actuals	2015 Budget	2015 YTD Actuals As of 08/26/15	2016 Budget Requested	2016 Budget Recommended
<b>0000002 Departmental Income</b>					
5000118 FEES FOR SERVICES	31,135	73,464	29,597	55,377	55,377
5000311 WORKERS COMP PHYSICALS	7,198	14,012	7,579	11,396	11,396
5000331 CHARGEBACK TO GRANTS	111,357	111,869	47,039	98,100	98,100
5000333 OTHER DEPARTMENTAL CHARGEBACK	26,460	29,059	12,038	25,310	25,310
5000426 MISCELLANEOUS	3,981	0	7,151	2,045	2,045
5000431 MISCELLANEOUS	0	8,750	0	0	0
5000432 BAD DEBT AND CHARITY CARE	139,128	144,842	0	134,220	134,220
<b>0000002 Departmental Income Totals</b>	<b>319,259</b>	<b>381,996</b>	<b>103,404</b>	<b>326,448</b>	<b>326,448</b>
<b>0000007 Misc Interfund Revenues</b>					
5000530 REFUNDS OF PRIOR YEARS EXPENDI	396	0	0	0	0
<b>0000007 Misc Interfund Revenues Totals</b>	<b>396</b>	<b>0</b>	<b>0</b>	<b>0</b>	<b>0</b>
<b>0000008 State Aid</b>					
5000808 OTHER STATE AID	19,000	0	0	0	0
5000821 PUBLIC HEALTH WORK	198,867	398,612	162,382	435,335	435,335
<b>0000008 State Aid Totals</b>	<b>217,867</b>	<b>398,612</b>	<b>162,382</b>	<b>435,335</b>	<b>435,335</b>
<b>Rev Total for Div: 2502</b>	<b>537,522</b>	<b>780,608</b>	<b>265,786</b>	<b>761,783</b>	<b>761,783</b>
<b>0000010 Personnel Service</b>					
6001000 SALARIES FULL-TIME	627,895	584,836	347,205	594,723	594,723
6001001 SALARIES PART-TIME	60,775	70,266	43,250	72,749	72,749
6001002 SALARIES TEMPORARY	65,370	38,660	32,864	86,710	86,710
6001003 SALARIES OVERTIME	93	0	0	0	0
6001004 SALARIES SHIFT DIFFERENTIAL	30	82	9	82	82
6001008 STAND-BY PAY	735	0	205	0	0
<b>0000010 Personnel Service Totals</b>	<b>754,898</b>	<b>693,844</b>	<b>423,533</b>	<b>754,264</b>	<b>754,264</b>
<b>0000040 Contractual Expenditures</b>					

BROOME COUNTY GOVERNMENT  
 REVENUE AND APPROPRIATION SUMMARY  
 BY DEPARTMENT AND DIVISION

FUND: 1010 General Operating  
 DEPT: 25000000 Health  
 DIV: 02 Health-Clinic & Disease Control

Account	2014 Actuals	2015 Budget	2015 YTD Actuals As of 08/26/15	2016 Budget Requested	2016 Budget Recommended
6004010 BOOKS AND SUBSCRIPTIONS	75	1,029	351	819	819
6004012 OFFICE SUPPLIES	2,546	4,058	1,606	3,986	3,986
6004023 BLDG AND GROUNDS SUPPLIES	0	0	19	0	0
6004045 TRAINING AND EDUCATIONAL SUPPL	0	500	47	300	300
6004048 MISC OPERATIONAL SUPPLIES	351	0	0	0	0
6004055 COMPUTER SOFTWARE AND SUPPLIES	0	345	0	0	0
6004056 COMPUTER EQUIPMENT(NON CAPITAL	7,475	1,275	0	0	0
6004062 MEDICAL LAB & CLINIC SUPPLIES	54,880	86,006	20,853	82,433	82,433
6004063 PRESCRIPTION DRUGS	8,689	14,150	3,034	13,555	13,555
6004100 POSTAGE AND FREIGHT	719	800	515	850	850
6004105 DUES AND MEMBERSHIPS	25	25	25	25	25
6004106 GENERAL OFFICE EXPENSES	366	159	178	178	178
6004117 BUILDING AND GROUNDS EXPENSES	0	0	15,889	0	0
6004123 MEDICAL HOSPITAL AND LAB EXPEN	2,577	1,290	145	2,900	2,900
6004136 OPERATIONAL EQUIPMENT REPAIRS	333	1,100	520	1,400	1,400
6004137 ADVERTISING AND PROMOTION EXPE	0	500	0	250	250
6004138 OTHER OPERATIONAL EXPENSES	316	340	12	340	340
6004146 SUBCONTRACTED PROGRAM EXPENSE	58,832	40,836	40,836	0	0
6004160 MILEAGE AND PARKING-LOCAL	680	1,000	142	1,000	1,000
6004161 TRAVEL HOTEL AND MEALS	18	465	1,659	3,000	3,000
6004162 EDUCATION AND TRAINING	90	890	525	9,600	9,600
6004165 ADVISORY BD/TRUSTEES EXPENSES	0	300	0	150	150
6004169 DAY TRIP MEAL REIMBURSEMENT	0	0	112	0	0
6004192 SOFTWARE MAINTENANCE	18,470	18,470	17,929	0	0
6004196 COPYING MACHINE RENTALS	1,500	3,420	1,995	3,420	3,420
6004402 LAB SERVICES	10,908	39,826	9,267	32,150	32,150
6004406 MEDICAL AND HOSPITAL SERVICES	10	680	0	680	680
6004413 OTHER HEALTH AND MEDICAL SERVI	140	500	0	500	500
6004573 OTHER FEES FOR SERVICES	75	0	0	0	0
6004582 JUDGEMENTS AND CLAIMS	0	0	2,000	0	0
6004593 OTHER GOVERNMENTS PAYMENTS	864	5,000	372	2,000	2,000
<b>0000040 Contractual Expenditures Totals</b>	<b>169,939</b>	<b>222,964</b>	<b>118,031</b>	<b>159,536</b>	<b>159,536</b>
<b>0000041 Chargeback Expenses</b>					
6004606 TELEPHONE BILLING ACCOUNT	5,104	7,165	3,124	9,128	9,128
6004609 DATA PROCESSING CHARGEBACKS	45,031	51,752	28,673	68,038	68,038
6004614 OTHER CHARGEBACK EXPENSES	1,101	1,027	682	1,095	1,095
6004615 GASOLINE CHARGEBACK	187	166	155	291	291
6004616 FLEET SERVICE CHARGEBACK	355	317	912	587	587
6004617 DUPLICATING/PRINTING CHARGEBAC	1,243	654	933	1,243	1,243
6004618 OFFICE SUPPLIES CHARGEBACK	495	619	271	495	495

REPORT:BP033

BROOME COUNTY GOVERNMENT  
REVENUE AND APPROPRIATION SUMMARY  
BY DEPARTMENT AND DIVISION

FUND: 1010 General Operating

DEPT: 25000000 Health

DIV: 02 Health-Clinic &amp; Disease Control

Account	2014 Actuals	2015 Budget	2015 YTD Actuals As of 08/26/15	2016 Budget Requested	2016 Budget Recommended
0000041 Chargeback Expenses Totals	53,516	61,700	34,750	80,877	80,877
0000060 Principal on Indebtedness					
6006008 PRINCIPAL ON CAPITAL LEASE	1,453	0	0	0	0
0000060 Principal on Indebtedness Totals	1,453	0	0	0	0
0000070 Interest on Indebtedness					
6007005 INTEREST ON CAPITAL LEASE	467	0	0	0	0
0000070 Interest on Indebtedness Totals	467	0	0	0	0
0000080 Employee Benefits					
6008001 STATE RETIREMENT	94,206	109,977	56,295	113,307	113,307
6008002 SOCIAL SECURITY	54,730	53,446	30,581	57,701	57,701
6008004 WORKERS COMPENSATION	11,788	11,552	5,579	11,227	11,227
6008006 LIFE INSURANCE	200	180	128	180	180
6008007 HEALTH INSURANCE	140,658	144,474	81,558	138,643	138,643
6008009 RETIREE HEALTH INSURANCE	210,727	238,084	163,596	245,975	245,975
6008010 DISABILITY INSURANCE	844	922	473	1,091	1,091
6008011 UNEMPLOYMENT INSURANCE	4,235	0	0	0	0
6008013 HEALTH INS - RETIRE INCENTIVE	14,518	0	0	0	0
0000080 Employee Benefits Totals	531,906	558,635	338,210	568,124	568,124
<b>Exp Total for Div: 2502</b>	<b>1,512,179</b>	<b>1,537,143</b>	<b>914,524</b>	<b>1,562,801</b>	<b>1,562,801</b>
<b>Total for Div: 25000000</b>	<b>-974,657</b>	<b>-756,535</b>	<b>-648,738</b>	<b>-801,018</b>	<b>-801,018</b>

## **HEALTH**

### **Maternal Child Health and Development**

#### **Mission Statement**

To promote through identification, assessment, education, and service provision, the growth and development of children with special needs and their families. To improve the health of women, infants and children through health teaching, health counseling, and the early identification of real and potential health problems.

#### **Description of Services**

Through the Licensed Home Care Services Agency (LHCSA), home visits are made to prenatal, postpartum, and pediatric clients. The Public Health Nurses provide skilled nursing assessments, discuss concerns and answer questions about health care, child care, and child growth and development. Nurses also visit parents who have just lost a child to provide bereavement education and support the family through the grieving process. Several of the PHN staff has completed a lactation certification course to better serve and support breastfeeding efforts in the community. Additional areas of expertise include: home safety, psychosocial assessment, community referrals for substance abuse, domestic violence, mental health, and ongoing parent education.

The Healthy Families Broome Program is part of a statewide initiative, Healthy Families New York. This program is a comprehensive prevention program that focuses on the safety of children while supporting families. A Public Health Nurse trained by Prevent Child Abuse New York serves as a Family Assessment Worker. The PHN offers eligible expectant families a home visit. During the home visit, the nurse completes an in-depth psychosocial assessment with the expectant parents to assess their strengths, needs, and challenges.

The nurse provides referrals to community agencies and eligibility is determined for the long term home visiting program.

Certified Medication Administration Training (MAT) is available for child care providers to educate them on appropriate medication administration techniques utilizing the curriculum developed by SUNY Training Strategies Group.

The Broome County Child Fatality Review Team (BC CFRT) is a multidisciplinary team of professionals established in 2008 pursuant to New York State Social Services Law (SSL) to review the death of any child under the age of 18 whose death is unexpected or unexplained. The Team is authorized to review any unexpected or unexplained death, but priority is given to cases:

- for any child for whom Child Protective Services has an open case,
- any child for whom at the time his/her death has an open preventive services case in Broome County,
- any child who at the time of his/her death was in the care and custody or guardianship and custody of DSS or a voluntary authorized agency,
- or any case in which a report was made to the New York Statewide Central Register of Child Abuse and Maltreatment involving the death of a child.

The mission of the BC CFRT is to improve our understanding of how and why children die, develop and promote a countywide system of child death review and response, and to identify systemic and policy issues, and public health interventions to improve child health, safety and protection. Our ultimate goal is to prevent future deaths and to promote child safety through a confidential review process which is thorough, comprehensive, and multidisciplinary. The Health Department, along with key stakeholders including; local DSS/Mental

Health Commissioner, Forensic Pathologist, County Attorney, District Attorney, Sheriff, State Police, Medical Director, Pediatric Neonatologist and Emergency Medical Services, as well as representatives from several community agencies meet monthly for case review. This team has discussed 66 child fatality cases from 2009 through December 2014 and has developed a formal process to identify system-based impediments to child health and safety that will ultimately reduce the number of child deaths. Some interventions targeted at preventing child deaths have been recommended and implemented by the Family Violence Prevention Council., Mothers and Babies Perinatal Network, Broome County Health Department Maternal Child Health Division, and the Sheriff's Department.

The Health Department has sponsored the Women, Infants and Children's Program in Broome County Since 1979. The WIC Program is a supplemental food program that services approximately 5,000 participants throughout the county. Clinics are held almost daily with evening and weekend hours to meet the needs of the families enrolled. WIC nutrition staff provides nutrition education and support to families who receive a prescribed food package every month to assist with growth and proper development during pregnancy, lactation, infancy and early childhood up to the child's 5<sup>th</sup> birthday. Staff makes referrals to community agencies to assist the families with meeting their needs and goals. The program offers an enhanced peer counseling program to support and promote breastfeeding. Anthropometric measurements and hemoglobin levels are obtained to assist with assessment of the clients' health status and the staff communicates with health care providers as needed. Recently WIC staff has started to screen for elevated lead levels for children in collaboration with the Environmental Health staff.

Early Intervention Program Service Coordinators work closely with families of children with developmental delays and/or diagnosed conditions with a high probability of delay, to identify the families'

concerns and priorities for their children. Early Intervention Service Coordinators also offer referral information to families re: a variety of topics, including childhood lead poisoning. The Early Intervention Program is a federally mandated statewide program offering evaluations and therapeutic support services for infants and children (from birth up to three years of age) with special needs and their families.

The Child Find component of the Early Intervention Program focuses on ensuring at-risk children: (a) are engaged in primary health care; (b) will receive appropriate developmental surveillance and screening from a primary care provider; (c) are referred to Early Intervention for a multi-disciplinary evaluation when indicated; and (d) have health insurance coverage.

From Early Intervention, a child may transition into the Preschool Program for children aged three to five with suspected or confirmed delays which will affect learning. Resources, including special education and parent education, are available to assist parents of preschool children with disabilities to help them prepare their children for the transition to school (kindergarten). Participation in quality learning experiences is important for all children in order to achieve high educational standards. Allowing children with and without disabilities opportunities to learn together, whenever possible, is desirable and of benefit to all children.

The Children with Special Health Care Needs (CSHCN) Program assists families in ascertaining community resources. It also provides outreach throughout the community to increase awareness of resources available. Outreach activities include participation in community health fairs and events, presentations at meetings of community and health organizations, and informational sessions sponsored by the CSHCN grant.

## **2016 Objectives**

### **Maternal Child Health / Licensed Home Care Services Agency**

- Increase the number of prenatal visits to ensure early and continuous comprehensive prenatal care to reduce infant mortality, decrease low-birth-weight babies, and increase positive birth outcomes.
- Increase the number of evaluation visits to postpartum/newborn clients to minimize environmental hazards to reproduction/growth/development through evaluation of home settings, health habits and nutrition status.
- Continue to improve breastfeeding initiation rates and duration through education provided to prenatal clients and through support of postpartum women and infants as soon after delivery as possible.
- Continue to provide home visiting, nursing assessment and education to children with identified elevated blood lead levels and refer at risk dwellings for assessment.
- Continue to offer bereavement support to families dealing with the loss of a child
- Ensure appropriate newborn bloodspot screening, follow-up testing, and referral to services.
- Expand contracts in place with insurance providers to maximize billing as allowed for LHCSA home visits.
- Continue to provide training in medication administration to child care providers.
- Reduce fetal, infant and child death by early identification of problems, developing and implementing interventions and providing community education.
- Increase the number of children screened for lead poisoning at age one and two by providing information to parents, communicating with physicians and providing referrals to the

Environmental Health division and continuing screening of children enrolled in WIC.

- Continue to meet nutritional demands of women, infants and children through the WIC program, continue to improve breastfeeding initiation and duration through support of the WIC Nutrition and peer counseling staff and breast pump program.
- Maximize use of preventive health services through education and collaboration with local health care providers, the Clinic Division, Department of Social Services, schools, NYS Department of Health, and child care providers.
- Offer Kempe assessment to expectant and new families to assess their strengths and challenges. Offer families information regarding local community resources and connect eligible families to Healthy Families Broome home visiting program.
- Continue to review and update Quality Assurance Corporate Compliance Plan in the division to ensure program integrity, accuracy, appropriate authorization of service and quality of care.
- Ongoing and increasing need for services in both the Early Intervention Program and the Preschool Education Program demands assurance of adequate capacity of needed services for infants and children identified as having developmental and/or learning delays and/or being at risk for developmental delays.
- Continue to work successfully to accommodate billing changes in the Early Intervention Program, working with families and providers to obtain all information required to maximize third party insurance payments.
- Review potential impact of changes in Health Homes for Children and respond accordingly.

- Develop procedures to monitor and review the payment of Early Intervention services not covered by third-party insurance through the Escrow account billed to the county.
- Continue to strive to meet both Federal and State performance standards in the Early Intervention Program.
- Continue conservative fiscal management of the Children With Special Needs programs while meeting Federal and State regulations.
- Continue to work with and utilize the preschool software program intended for billing Medicaid to maximize reimbursement of eligible services and efficiently capture data that will be useful in completing reports to assist in better program management.
- Develop procedures to review and address denied Medicaid claims.
- Continue to develop procedures for monitoring of services provided in the Early Intervention and Preschool Special Education Program to ensure that plans developed for each child match both their needs and their ability to participate.
- Continue to identify models and procedures which will promote efficient use of providers' time as well as maximizing desired results for families.
- Continue to develop better infrastructure to supplement operating budget costs with third party insurance revenue, state aid and grant funding.
- Continue to assist families in ascertaining community resources to meet their health care needs, through referrals and linkages with community agencies.
- Use local data to expand resources and motivate action toward elimination of lead poisoning in collaboration with the Environmental Health Division and more community agencies.
- The NYS Department of Health does not have a target date that system reports in NYEIS will be fully operational. The Bureau of Early Intervention has been routinely providing reports not currently available in NYEIS to municipalities in an effort to improve the ability to meet Federal and State performance standards
- The NYS Early Intervention State Fiscal Agent continues to work to maximize insurance payments for covered services in the Early Intervention Program. The effect at the local level still remains to be seen.
- Ongoing and increasing requirements of children with disabilities and developmental delays will continue to challenge the department to find resources to meet their needs. As the national incidence of young children diagnosed as having Autism rises, the increase is beginning to be seen at the local level as well. This will continue to present a challenge to identify appropriate services that will adequately support them and meet their needs.

### **2016 Budget Highlights**

- Continue to identify vulnerable families and implement areas of collaboration with Department of Social Services and other human service providers to prevent child abuse/neglect.
- Continue to pursue contracts with managed care organizations to maximize resources by billing for licensed home care agency services.



Health (25060004)  
Maternal Child Health and Development

<u>Title of Position</u>	<u>Grade/Unit</u>	2014 <u>Actuals</u>	As of 7/7/2015 <u>Current Authorized</u>	2016 <u>Requested</u>	2016 <u>Recommended</u>
<b><u>Full-Time Positions</u></b>					
Public Health Nurse	17 CSEA	3	3	3	3
Preschool Special Education Program Coord.	17 CSEA	1	1	1	1
Early Intervention Service Coordinator*	16 CSEA	6	6	6	6
Secretary**	13 CSEA	1	1	1	1
Health Information Technician	11 CSEA	1	1	1	1
Keyboard Specialist	8 CSEA	1	0	0	0
<b>Total Full-Time Positions</b>		<b>13</b>	<b>12</b>	<b>12</b>	<b>12</b>
<b><u>Part-Time Positions</u></b>					
Director of Children w/Spec. Needs Program	C Admin	1	1	1	1
Dir of Maternal Child Health & Development	C Admin	1	1	1	1
Supervising Public Health Nurse	20 BAPA	1	1	1	1
Children w/Spec. Needs Program Supervisor	20 BAPA	1	1	1	1
Public Health Nurse	17 CSEA	2	2	2	2
Secretary	13 CSEA	1	1	1	1
Keyboard Specialist	8 CSEA	1	2	2	2
Health Program Specialist	8 CSEA	1	1	1	1
<b>Total Part-Time Positions</b>		<b>9</b>	<b>10</b>	<b>10</b>	<b>10</b>
<b>Total Positions</b>		<b>22</b>	<b>22</b>	<b>22</b>	<b>22</b>

\* One position unfunded since 2012

\*\*One position unfunded since 2013

REPORT:BP033

BROOME COUNTY GOVERNMENT  
REVENUE AND APPROPRIATION SUMMARY  
BY DEPARTMENT AND DIVISION

FUND: 1010 General Operating

DEPT: 25000000 Health

DIV: 06 Health-Maternal Child Health &amp; Dev

Account	2014 Actuals	2015 Budget	2015 YTD Actuals As of 08/26/15	2016 Budget Requested	2016 Budget Recommended
<b>0000002 Departmental Income</b>					
5000112 STUDENT TUITION, PT DAY	2,800	4,250	200	2,640	2,640
5000118 FEES FOR SERVICES	1,044,466	793,715	592,033	893,115	893,115
5000165 MISCELLANEOUS	949	0	0	0	0
5000331 CHARGEBACK TO GRANTS	4,618	0	2,897	0	0
5000333 OTHER DEPARTMENTAL CHARGEBACK	138,026	107,048	63,808	107,048	107,048
5000335 COPIER CHARGEBEACK	3,645	4,160	1,881	3,645	3,645
5000426 MISCELLANEOUS	485	0	60	0	0
5000428 OTHER CHARGES	39,869	0	37,111	0	0
<b>0000002 Departmental Income Totals</b>	<b>1,234,858</b>	<b>909,173</b>	<b>697,990</b>	<b>1,006,448</b>	<b>1,006,448</b>
<b>0000003 Use of Money</b>					
5000451 INTEREST AND EARNINGS	12	0	27	0	0
<b>0000003 Use of Money Totals</b>	<b>12</b>	<b>0</b>	<b>27</b>	<b>0</b>	<b>0</b>
<b>0000007 Misc Interfund Revenues</b>					
5000530 REFUNDS OF PRIOR YEARS EXPENDI	280	0	3,574	0	0
<b>0000007 Misc Interfund Revenues Totals</b>	<b>280</b>	<b>0</b>	<b>3,574</b>	<b>0</b>	<b>0</b>
<b>0000008 State Aid</b>					
5000808 OTHER STATE AID	165,284	268,510	247,995	250,662	250,662
5000811 EDUCATION-HANDICAPPED CHILDREN	2,055,708	3,301,947	3,126,643	3,339,084	3,339,084
5000821 PUBLIC HEALTH WORK	58,687	227,574	94,687	207,410	207,410
<b>0000008 State Aid Totals</b>	<b>2,279,679</b>	<b>3,798,031</b>	<b>3,469,325</b>	<b>3,797,156</b>	<b>3,797,156</b>
<b>Rev Total for Div: 2506</b>	<b>3,514,829</b>	<b>4,707,204</b>	<b>4,170,916</b>	<b>4,803,604</b>	<b>4,803,604</b>
<b>0000010 Personnel Service</b>					
6001000 SALARIES FULL-TIME	430,972	451,849	246,484	451,901	451,901
6001001 SALARIES PART-TIME	263,737	269,618	157,865	279,109	279,109
6001002 SALARIES TEMPORARY	64,419	78,668	71,429	78,668	78,668

BROOME COUNTY GOVERNMENT  
 REVENUE AND APPROPRIATION SUMMARY  
 BY DEPARTMENT AND DIVISION

FUND: 1010 General Operating  
 DEPT: 25000000 Health  
 DIV: 06 Health-Maternal Child Health & Dev

Account	2014 Actuals	2015 Budget	2015 YTD Actuals As of 08/26/15	2016 Budget Requested	2016 Budget Recommended
6001003 SALARIES OVERTIME	10,271	2,858	3,866	2,944	2,944
6001009 OTHER PERSONNEL SERVICES	20	0	0	0	0
<b>0000010 Personnel Service Totals</b>	<b>769,419</b>	<b>802,993</b>	<b>479,644</b>	<b>812,622</b>	<b>812,622</b>
<b>0000040 Contractual Expenditures</b>					
6004010 BOOKS AND SUBSCRIPTIONS	0	110	0	110	110
6004012 OFFICE SUPPLIES	2,190	3,000	1,910	3,000	3,000
6004045 TRAINING AND EDUCATIONAL SUPPL	1,500	1,500	191	1,500	1,500
6004055 COMPUTER SOFTWARE AND SUPPLIES	31,261	32,200	0	0	0
6004056 COMPUTER EQUIPMENT (NON CAPITAL	125	0	0	0	0
6004060 NURSING SUPPLIES	500	2,100	737	1,400	1,400
6004100 POSTAGE AND FREIGHT	97	110	54	110	110
6004105 DUES AND MEMBERSHIPS	0	440	0	390	390
6004106 GENERAL OFFICE EXPENSES	475	380	475	380	380
6004146 SUBCONTRACTED PROGRAM EXPENSE	797,539	864,102	526,639	818,824	818,824
6004149 CASE ADMINISTRATION	42,524	39,907	37,790	42,524	42,524
6004160 MILEAGE AND PARKING-LOCAL	11,135	14,000	6,869	14,000	14,000
6004161 TRAVEL HOTEL AND MEALS	5	0	0	0	0
6004162 EDUCATION AND TRAINING	330	360	15	360	360
6004164 NON-EMPLOYEE TRAVEL HOTEL & ME	6,987	7,500	3,016	7,500	7,500
6004169 DAY TRIP MEAL REIMBURSEMENT	16	0	0	0	0
6004192 SOFTWARE MAINTENANCE	11,081	12,293	11,882	0	0
6004196 COPYING MACHINE RENTALS	1,822	3,500	2,232	3,400	3,400
6004405 REHAB AND THERAPY SERVICES	1,667,162	1,880,329	968,396	1,775,881	1,775,881
6004413 OTHER HEALTH AND MEDICAL SERVI	318,611	361,651	130,350	337,308	337,308
6004571 EDUCATION OF HANDICAPPED CHILD	3,126,574	3,467,709	1,660,240	3,588,423	3,588,423
6004573 OTHER FEES FOR SERVICES	39,552	34,900	13,349	34,900	34,900
6004574 CLASSROOM AIDES	291,989	325,583	135,115	323,532	323,532
<b>0000040 Contractual Expenditures Totals</b>	<b>6,351,475</b>	<b>7,051,674</b>	<b>3,499,260</b>	<b>6,953,542</b>	<b>6,953,542</b>
<b>0000041 Chargeback Expenses</b>					
6004606 TELEPHONE BILLING ACCOUNT	7,344	9,777	3,033	8,565	8,565
6004609 DATA PROCESSING CHARGEBACKS	57,955	77,039	33,764	114,447	114,447
6004614 OTHER CHARGEBACK EXPENSES	1,219	950	616	1,324	1,324
6004615 GASOLINE CHARGEBACK	673	449	-80	396	396
6004616 FLEET SERVICE CHARGEBACK	1,337	1,033	227	799	799
6004617 DUPLICATING/PRINTING CHARGEBAC	8,709	9,417	3,836	8,709	8,709
6004618 OFFICE SUPPLIES CHARGEBACK	4,597	5,617	2,219	4,597	4,597

REPORT:BP033

BROOME COUNTY GOVERNMENT  
REVENUE AND APPROPRIATION SUMMARY  
BY DEPARTMENT AND DIVISION

FUND: 1010 General Operating

DEPT: 25000000 Health

DIV: 06 Health-Maternal Child Health &amp; Dev

Account	2014 Actuals	2015 Budget	2015 YTD Actuals As of 08/26/15	2016 Budget Requested	2016 Budget Recommended
0000041 Chargeback Expenses Totals	81,834	104,282	43,615	138,837	138,837
0000060 Principal on Indebtedness					
6006008 PRINCIPAL ON CAPITAL LEASE	1,523	0	0	0	0
0000060 Principal on Indebtedness Totals	1,523	0	0	0	0
0000070 Interest on Indebtedness					
6007005 INTEREST ON CAPITAL LEASE	3	0	0	0	0
0000070 Interest on Indebtedness Totals	3	0	0	0	0
0000080 Employee Benefits					
6008001 STATE RETIREMENT	109,930	146,465	76,011	130,179	130,179
6008002 SOCIAL SECURITY	54,577	70,332	33,652	62,157	62,157
6008004 WORKERS COMPENSATION	12,191	11,552	6,291	11,227	11,227
6008006 LIFE INSURANCE	252	353	174	323	323
6008007 HEALTH INSURANCE	187,720	202,461	123,930	206,689	206,689
6008009 RETIREE HEALTH INSURANCE	93,511	100,524	62,340	93,510	93,510
6008010 DISABILITY INSURANCE	1,115	1,370	704	1,587	1,587
0000080 Employee Benefits Totals	459,296	533,057	303,102	505,672	505,672
<b>Exp Total for Div: 2506</b>	<b>7,663,550</b>	<b>8,492,006</b>	<b>4,325,621</b>	<b>8,410,673</b>	<b>8,410,673</b>
<b>Total for Div: 25000000</b>	<b>-4,148,721</b>	<b>-3,784,802</b>	<b>-154,705</b>	<b>-3,607,069</b>	<b>-3,607,069</b>

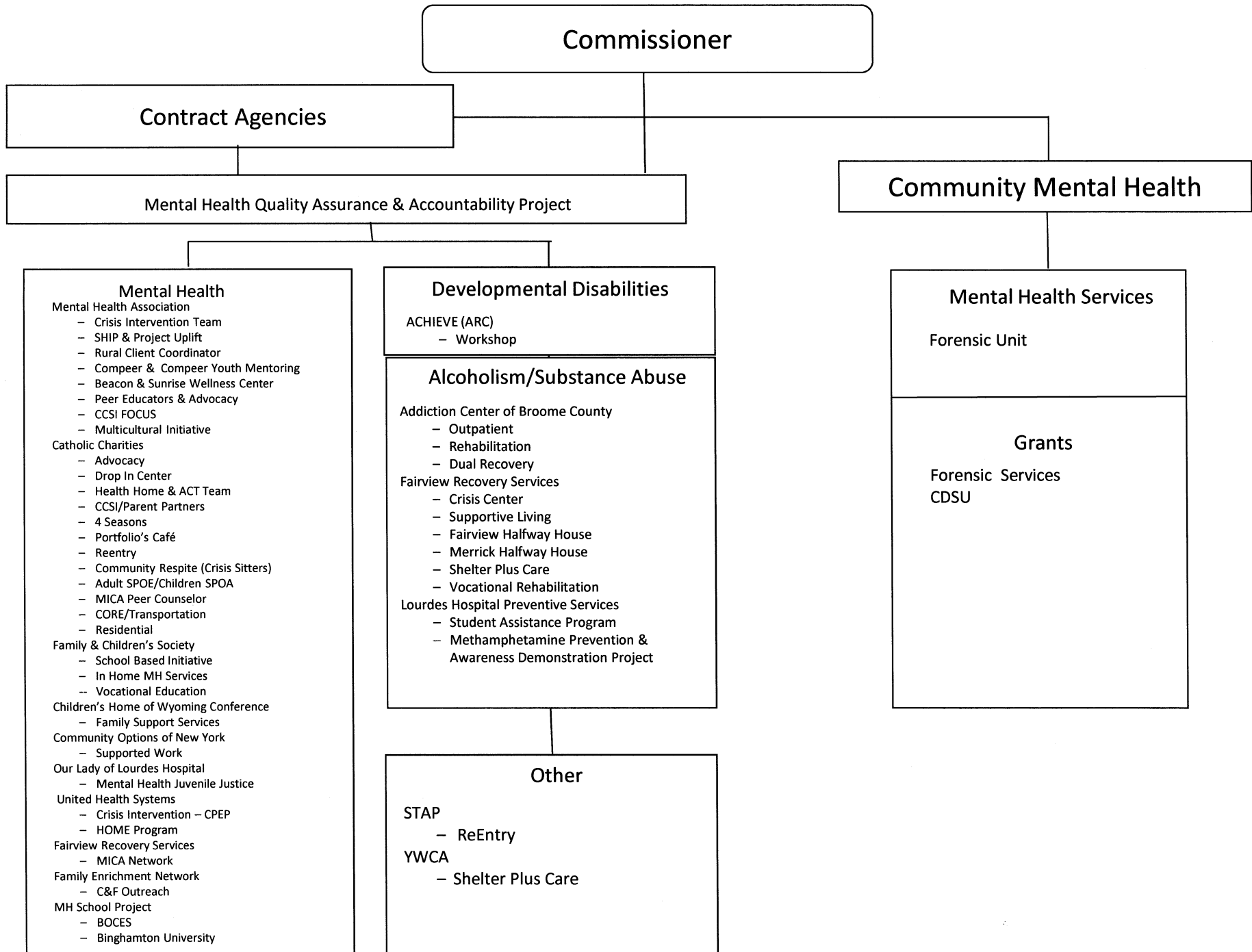
REPORT:BP033

BROOME COUNTY GOVERNMENT  
 REVENUE AND APPROPRIATION SUMMARY  
 BY DEPARTMENT AND DIVISION

FUND: 1010 General Operating  
 DEPT: 25000000 Health  
 DIV: 07

Account	2014 Actuals	2015 Budget	2015 YTD Actuals As of 08/26/15	2016 Budget Requested	2016 Budget Recommended
0000008 State Aid					
5000841 STATE AID - FAMILY & CHILDREN'	122,076	0	0	0	0
0000008 State Aid Totals	122,076	0	0	0	0
0000009 Federal Aid					
5000912 HEALTH DEPT - FEDERAL	1,989,961	0	0	0	0
0000009 Federal Aid Totals	1,989,961	0	0	0	0
Rev Total for Div: 2507	2,112,037	0	0	0	0
0000040 Contractual Expenditures					
6004308 TANF	2,112,037	0	0	0	0
0000040 Contractual Expenditures Totals	2,112,037	0	0	0	0
Exp Total for Div: 2507	2,112,037	0	0	0	0
Total for Div: 25000000	0	0	0	0	0
Total for Dept: 25000000	-7,107,187	-6,987,391	-1,684,219	-6,770,560	-6,770,560

# MENTAL HEALTH



## **Mental Health Mental Health Services**

### **Mission Statement**

To plan, organize, and oversee a comprehensive continuum of care for consumers of public mental hygiene services in Broome County. This continuum of care will provide for the health and safety of Broome County citizens.

### **Vision**

*Planning:* Broome County Mental Health Department will engage in a participatory planning process to develop mental hygiene services in Broome County. The planning process will include government officials, providers, community representatives, and recipients or their families.

*Accountability:* The department will assure that state and/or local oversight mechanisms are in place to assure that services are delivered in a responsible, efficient manner.

*Coordination:* The department will assure that all mental hygiene service providers in Broome County will coordinate and collaborate for the delivery of services that are responsive to the needs of recipients, including culturally diverse populations.

*County Operations:* The department's primary role is to facilitate and oversee the continuum of care for consumers of mental hygiene services in Broome County.

Over the last decade the role of this department has shifted. Historically, the department was a service provider only. We now have a significant role in contract management for services provided for us by not-for profit agencies.

### **Description**

The Mental Health Commissioner/Local Government Unit (LGU) is mandated to plan, develop, coordinate and evaluate all local services for the three disabilities encompassed by Mental Hygiene (OMH, OPWDD, & OASAS). This requires interaction on the state level with three separate agencies: Office of Mental Health (OMH), Office of People With Developmental Disabilities (OPWDD), and the Office of Alcoholism and Substance Abuse Services (OASAS). Funding from these agencies, the County, and other sources are managed to enable the Mental Health Department and other agencies to provide necessary services. Interaction, coordination and collaboration are also required with diverse public and private organizations that receive contracts, funding and/or provide services in the Broome County community.

**The Forensic Unit** performs court-ordered mental health evaluations as mandated under NYS Mental Hygiene Law. The Unit completes 9.45 emergency police transport assessments and orders. It conducts NYS Safe Act mandated local reviews. The staff also works with seriously mentally ill individuals released from correctional facilities to transition to appropriate community services. The Unit is responsible for initiating and following all Court Ordered Outpatient Mental Health Treatment Clients.

**2016 Objectives**

- Focus on the safety of those clients we serve and the employees serving them, as well as the safety of County residents
- Focus on achieving measurable improvements by implementing continuous quality enhancements.

**2016 Budget Highlights**

Due to a significant downsizing, the Department of Mental Health recognizes a decrease in County Support.

The Department of Mental Health is making the following recommendations in 2016:

- (1) Elimination of 2 full-time and 1 part-time Administrative/Support Staff positions.
- (2) Elimination of 2 part-time Clinical Staff positions.
- (3) Of these positions 1 full-time and 1 part-time position will be transferred to a state funded grant.



Mental Health (26000004)

<u>Title of Position</u>	<u>Grade/Unit</u>	2014 <u>Actuals</u>	As of 7/7/15 <u>Current Authorized</u>	2016 <u>Requested</u>	2016 <u>Recommended</u>
<u>Full-Time Positions</u>					
Commissioner of Comm. Mental Health Svcs	I Admin	1	1	1	1
Deputy Commissioner of Comm. Mental Hlth Svcs *	G Admin	1	1	1	1
Mental Health Clinical Services Director (40)	24 BAPA	1	1	0	0
Mental Health Program Coordinator (40)	23 BAPA	0	0	1	1
Management Associate	18 BAPA	1	1	0	0
Health Information Administrator	14 BAPA	1	0	0	0
Clinical Social Worker	21 CSEA	5	0	0	0
Intensive Case Manager	18 CSEA	1	1	0	0
Keyboard Specialist	8 CSEA	2	1	1	1
Clerk	6 CSEA	2	0	0	0
Receptionist Typist	6 CSEA	1	0	0	0
Total Full-Time Positions		16	6	4	4
<u>Part-Time Positions</u>					
Staff Psychiatrist	NA	7	1	0	0
Nurse Practitioner	27 CSEA	3	0	0	0
Clinical Social Worker	21 CSEA	1	1	0	0
Keyboard Specialist	8 CSEA	1	0	0	0
Clerk	6 CSEA	2	1	0	0
Total Part-Time Positions		14	3	0	0
Total Positions		30	9	4	4

\* One position unfunded in 2016

REPORT:BP032

BROOME COUNTY GOVERNMENT  
REVENUE AND APPROPRIATION SUMMARY BY DEPARTMENT

FUND: 1010 General Operating  
DEPT: 26000000 Mental Health

Account	2014 Actuals	2015 Budget	2015 YTD Actuals As of 08/26/15	2016 Budget Requested	2016 Budget Recommended
<b>0000002 Departmental Income</b>					
5000120 MENTAL HEALTH FEES	801,632	100,021	23,620	0	0
5000333 OTHER DEPARTMENTAL CHARGEBACK	118,679	96,501	71,824	55,865	55,865
5000426 MISCELLANEOUS	71,170	73,680	3,474	1,000	1,000
<b>0000002 Departmental Income Total</b>	<b>991,481</b>	<b>270,202</b>	<b>98,918</b>	<b>56,865</b>	<b>56,865</b>
<b>0000003 Use of Money</b>					
5000451 INTEREST AND EARNINGS	8	0	0	0	0
<b>0000003 Use of Money Total</b>	<b>8</b>	<b>0</b>	<b>0</b>	<b>0</b>	<b>0</b>
<b>0000007 Misc Interfund Revenues</b>					
5000530 REFUNDS OF PRIOR YEARS EXPENDI	95	0	0	0	0
5000534 TRANSFER FROM INSURANCE RESERV	170	0	0	0	0
5000562 TRANSFER FROM GENERAL FUND	73,205	0	0	0	0
<b>0000007 Misc Interfund Revenues Total</b>	<b>73,470</b>	<b>0</b>	<b>0</b>	<b>0</b>	<b>0</b>
<b>0000008 State Aid</b>					
5000827 MENTAL HEALTH ADMINISTRATION	134,460	79,039	39,554	128,840	128,840
<b>0000008 State Aid Total</b>	<b>134,460</b>	<b>79,039</b>	<b>39,554</b>	<b>128,840</b>	<b>128,840</b>
<b>0000009 Federal Aid</b>					
5000916 FEDERAL AID - MENTAL HEALTH CL	25,000	163,717	19,660	80,000	80,000
<b>0000009 Federal Aid Total</b>	<b>25,000</b>	<b>163,717</b>	<b>19,660</b>	<b>80,000</b>	<b>80,000</b>
<b>Rev Totals for Dept: 26000000</b>	<b>1,224,419</b>	<b>512,958</b>	<b>158,132</b>	<b>265,705</b>	<b>265,705</b>
<b>0000010 Personnel Service</b>					
6001000 SALARIES FULL-TIME	645,146	291,780	178,934	117,995	117,995
6001001 SALARIES PART-TIME	281,859	103,236	34,029	0	0

BROOME COUNTY GOVERNMENT  
REVENUE AND APPROPRIATION SUMMARY BY DEPARTMENT

FUND: 1010 General Operating  
DEPT: 26000000 Mental Health

Account	2014 Actuals	2015 Budget	2015 YTD Actuals As of 08/26/15	2016 Budget Requested	2016 Budget Recommended
6001002 SALARIES TEMPORARY	9,221	0	0	0	0
6001004 SALARIES SHIFT DIFFERENTIAL	135	0	0	0	0
6001009 OTHER PERSONNEL SERVICES	417	0	0	0	0
<b>0000010 Personnel Service Totals</b>	<b>936,778</b>	<b>395,016</b>	<b>212,963</b>	<b>117,995</b>	<b>117,995</b>
<b>0000040 Contractual Expenditures</b>					
6004010 BOOKS AND SUBSCRIPTIONS	133	1,000	0	1,000	1,000
6004012 OFFICE SUPPLIES	3,765	5,434	4,371	5,000	5,000
6004021 BLDG MAINTENANCE SUPPLIES	156	500	0	0	0
6004022 FUEL AND HEATING SUPPLIES	3,960	4,512	3,347	0	0
6004023 BLDG AND GROUNDS SUPPLIES	1,123	2,000	85	0	0
6004030 FOOD AND BEVERAGES	52	250	56	250	250
6004046 GAS OIL GREASE AND DIESEL FUEL	41	150	0	150	150
6004048 MISC OPERATIONAL SUPPLIES	0	500	121	500	500
6004056 COMPUTER EQUIPMENT(NON CAPITAL	47	1,371	2,181	0	0
6004062 MEDICAL LAB & CLINIC SUPPLIES	10	0	0	0	0
6004063 PRESCRIPTION DRUGS	9,254	0	0	0	0
6004100 POSTAGE AND FREIGHT	44	250	40	250	250
6004105 DUES AND MEMBERSHIPS	5,783	6,706	6,706	6,850	6,850
6004106 GENERAL OFFICE EXPENSES	714	1,000	511	1,000	1,000
6004111 BUILDING AND LAND RENTAL	0	68,250	68,250	0	0
6004115 ELECTRIC CURRENT	20,217	19,399	8,763	0	0
6004117 BUILDING AND GROUNDS EXPENSES	13,713	6,000	6,043	0	0
6004137 ADVERTISING AND PROMOTION EXPE	18	0	60	150	150
6004138 OTHER OPERATIONAL EXPENSES	397	0	113	0	0
6004160 MILEAGE AND PARKING-LOCAL	0	325	0	325	325
6004161 TRAVEL HOTEL AND MEALS	40	750	275	750	750
6004162 EDUCATION AND TRAINING	0	750	0	750	750
6004165 ADVISORY BD/TRUSTEES EXPENSES	1,079	1,080	614	1,080	1,080
6004196 COPYING MACHINE RENTALS	3,000	5,526	3,628	2,232	2,232
6004200 PROPERTY LOSS	170	0	0	0	0
6004573 OTHER FEES FOR SERVICES	47,046	80,071	24,604	72,094	72,094
<b>0000040 Contractual Expenditures Totals</b>	<b>110,762</b>	<b>205,824</b>	<b>129,768</b>	<b>92,381</b>	<b>92,381</b>
<b>0000041 Chargeback Expenses</b>					
6004602 INSURANCE PREMIUM CHARGEBACK	90	3,978	1,989	5,107	5,107
6004604 DPW SECURITY CHARGEBACKS	65,030	52,401	11,149	0	0
6004605 COUNTY ATTORNEY CHARGEBACKS	19,834	30,625	0	30,625	30,625
6004606 TELEPHONE BILLING ACCOUNT	15,137	7,525	0	5,535	5,535

REPORT:BP032

BROOME COUNTY GOVERNMENT  
REVENUE AND APPROPRIATION SUMMARY BY DEPARTMENT

FUND: 1010 General Operating  
DEPT: 26000000 Mental Health

Account	2014 Actuals	2015 Budget	2015 YTD Actuals As of 08/26/15	2016 Budget Requested	2016 Budget Recommended
6004609 DATA PROCESSING CHARGEBACKS	96,600	47,513	0	37,184	37,184
6004610 PERSONNEL SERVICES CHARGEBACKS	6,008	3,199	1,600	3,161	3,161
6004614 OTHER CHARGEBACK EXPENSES	60	906	0	60	60
6004615 GASOLINE CHARGEBACK	160	788	75	0	0
6004616 FLEET SERVICE CHARGEBACK	2,231	2,231	1,116	0	0
6004617 DUPLICATING/PRINTING CHARGEBACK	158	1,575	0	330	330
6004618 OFFICE SUPPLIES CHARGEBACK	3,079	2,400	1,207	4,020	4,020
6004619 BUILDING SERVICE CHARGEBACK	21,441	21,576	9,195	0	0
6004621 BUILDING AND LAND RENTAL CHARG	0	21,087	0	53,757	53,757
<b>0000041 Chargeback Expenses Totals</b>	<b>229,828</b>	<b>195,804</b>	<b>26,331</b>	<b>139,779</b>	<b>139,779</b>
<b>0000060 Principal on Indebtedness</b>					
6006008 PRINCIPAL ON CAPITAL LEASE	74,196	0	0	0	0
<b>0000060 Principal on Indebtedness Totals</b>	<b>74,196</b>	<b>0</b>	<b>0</b>	<b>0</b>	<b>0</b>
<b>0000070 Interest on Indebtedness</b>					
6007005 INTEREST ON CAPITAL LEASE	66,672	0	0	0	0
<b>0000070 Interest on Indebtedness Totals</b>	<b>66,672</b>	<b>0</b>	<b>0</b>	<b>0</b>	<b>0</b>
<b>0000080 Employee Benefits</b>					
6008001 STATE RETIREMENT	120,869	68,053	37,682	22,184	22,184
6008002 SOCIAL SECURITY	69,274	30,219	15,832	9,027	9,027
6008004 WORKERS COMPENSATION	37,627	39,033	9,536	35,646	35,646
6008006 LIFE INSURANCE	218	98	56	45	45
6008007 HEALTH INSURANCE	113,915	38,640	22,737	22,888	22,888
6008009 RETIREE HEALTH INSURANCE	358,657	409,419	293,800	443,568	443,568
6008010 DISABILITY INSURANCE	750	234	146	95	95
6008011 UNEMPLOYMENT INSURANCE	11,622	0	3,542	0	0
6008013 HEALTH INS - RETIRE INCENTIVE	23,136	0	0	0	0
<b>0000080 Employee Benefits Totals</b>	<b>736,068</b>	<b>585,696</b>	<b>383,331</b>	<b>533,453</b>	<b>533,453</b>
<b>0000090 Transfers</b>					
6009002 TRANSFER TO GRANT FUND	391,021	348,742	37,222	393,475	393,475
<b>0000090 Transfers Totals</b>	<b>391,021</b>	<b>348,742</b>	<b>37,222</b>	<b>393,475</b>	<b>393,475</b>

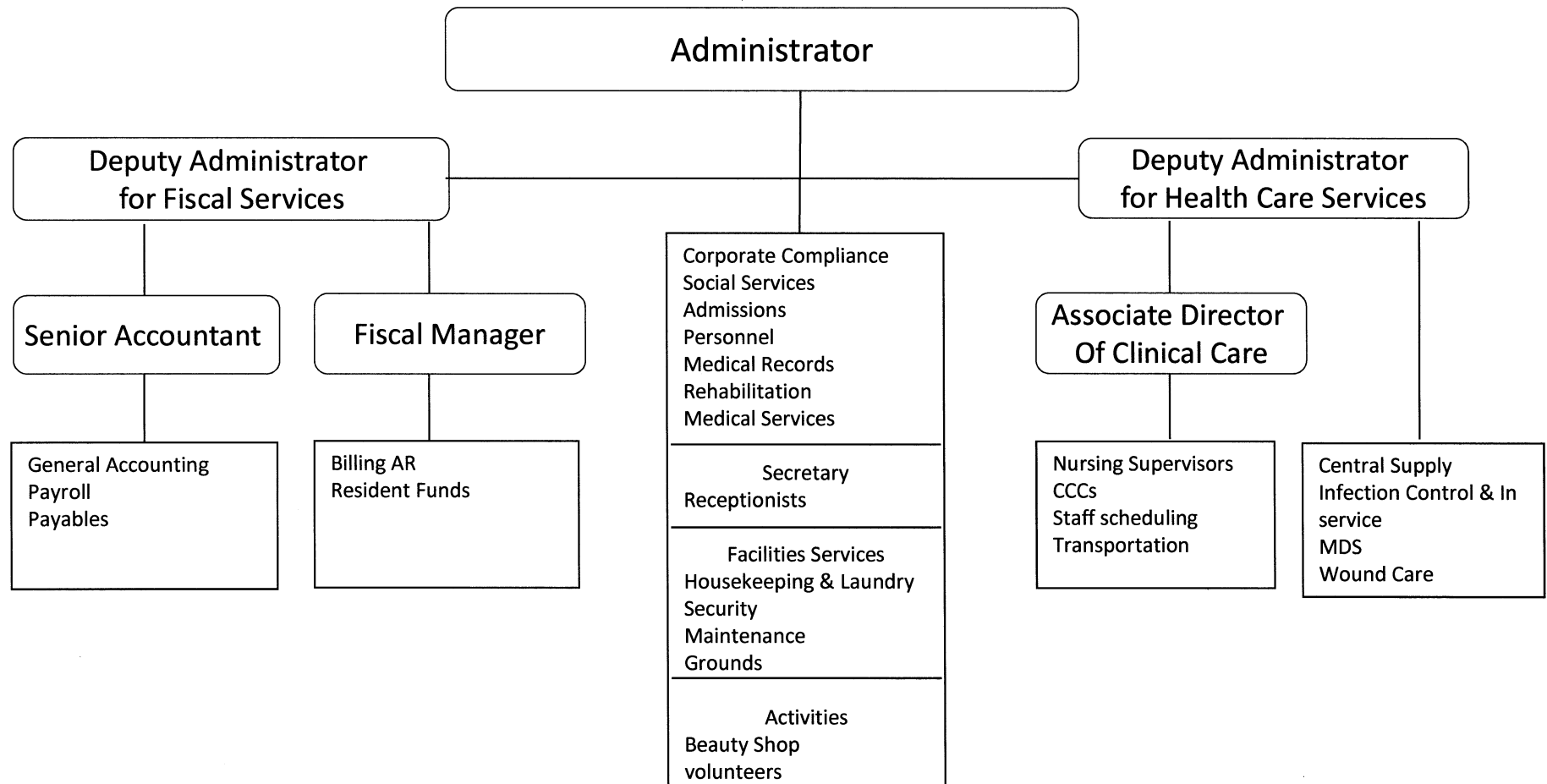
REPORT:BP032

BROOME COUNTY GOVERNMENT  
REVENUE AND APPROPRIATION SUMMARY BY DEPARTMENT

FUND: 1010 General Operating  
DEPT: 26000000 Mental Health

Account	2014 Actuals	2015 Budget	2015 YTD Actuals As of 08/26/15	2016 Budget Requested	2016 Budget Recommended
Exp Totals for Dept: 26000000	2,545,325	1,731,082	789,615	1,277,083	1,277,083
Total for Dept: 26000000	-1,320,906	-1,218,124	-631,483	-1,011,378	-1,011,378

# Willow Point Nursing Home



## **Willow Point Nursing Home**

### **Mission Statement**

It is the mission of the Willow Point Nursing Home to serve those frail, elderly, and disabled individuals who live in Broome County and are in need of long-term, skilled care and/or short term rehabilitation. This includes a comprehensive, interdisciplinary approach to care planning with emphasis on quality of life and preservation of both dignity and independence for the residents. Staff members are committed to meeting the physical, emotional, social and spiritual needs of the residents.

### **Description**

Broome County has operated Willow Point Nursing Home to provide skilled nursing care since 1969.

Federal and State regulations dictate the standards required to operate the skilled nursing facility. The New York State Department of Health (NYSDOH) is the licensing and lead oversight agency for both governments and responsible for ensuring regulatory compliance. NYSDOH conducts routine, unannounced inspections as well as complaint investigations, and Willow Point is required to meet all standards or face penalties, fines and potentially disqualification from the Medicare & Medicaid programs, the primary payment sources. As a government-sponsored facility, there are additional requirements that must be met, such as State Civil Service employment and Broome County purchasing and cash-based accounting rules.

At one point in time the facility was licensed to care for up to 383 people (residents). As of July 1, 2012, Willow Point is licensed to care for up to 300 residents. The facility is made up of 3 separate buildings that are connected on at least one level. South Building

was built in 1969 and includes 3 floors (South 1, South 2 and South 3), each with single, double and triple bedrooms. North Building built in 1971 contains 2 floors (North 1 and North Lower Level) with a mix of single and double bedrooms. The newest building is the West Wing built in 1988.

One floor is designated primarily for sub-acute care or short term rehabilitation services (South 1). The West Wing is comprised of one 44-bed secure nursing unit for Alzheimer's and dementia care of residents who are also at risk for wandering unsafely. The rest of the facility provides a variety of skilled nursing care services.

### **2016 Objectives**

The first and foremost objective for Willow Point is the commitment to work together and provide the best possible resident care in a cost-effective manner. Everything that Willow Point does for our nursing home residents must strive to meet this goal. The objectives are:

- Continue to reorganize Administration and ensure efficient use of staff. Since down-sizing the facility from 383-beds to 300-beds over the past six years, a number of staff positions have been eliminated from subsequent budgets. Every vacant position continues to be evaluated before hiring to determine if the duties can be absorbed by existing positions, reclassified to add on additional duties, or use technologies and/or best practices to eliminate or reduce the work. The Organizational Chart included with this budget reflects the reorganization of departments and their respective reporting oversight.
- Reclaim resident rooms and spaces. The benefit of reducing bed capacity from 383 to 300 is that we are able to reconfigure the rooms. A number of triple bed rooms have already been converted to semi-private rooms. We will open up North 2 for use by our residents. Willow Point will

eliminate all triple bed rooms throughout the entire building along with creating many private rooms by spreading out the 300 resident beds over the additional space. Some additional equipment will be needed to accomplish this, but staffing changes and supply needs are minimal because there will be no change in the overall number of residents. Willow Point was also forced in 2013 to stop using many common areas due to a NYSDOH deficiency, so whenever possible, former resident common areas being used as storage spaces, offices and conference rooms will be converted back into resident use spaces. This effort will continue in 2016.

- Maintain current bed capacity in a fiscally sound manner. The number of residents budgeted to be living at Willow Point in 2015 was set at 93%. Conversations with area hospital and other skilled nursing home representatives indicate that there are still opportunities to admit more residents, so the maximum capacity will remain at 300 beds for 2016.
- Increase use of technology. Whenever possible, using technology in the form of improved electronics, scanning versus printing, wireless internet and less expensive telecommunications will be implemented to achieve Willow Point's goal. For example, in 2015 Willow Point continued to investigate and develop steps to start using a complete Electronic Medical Record (EMR) system. When fully in place, this system will improve resident care coordination and documentation, and it has the potential to increase reimbursement while reducing staff time, detecting deficient practices and avoiding costly audit repayments. Other technology uses include ongoing paper reduction efforts, automated staff scheduling programs, and replacing overhead paging that disrupts our residents by having staff use portable phones and other communication equipment.

### **2016 Budget Highlights**

The 2016 objectives were applied in making budget decisions. A number of changes were made to revenues and expenses in order to reflect the most realistic budget possible. In some cases, processes were tested in 2015 and proven successful, such as most of the staff changes proposed in 2015 compared with 2014, so they were made part of the budget.

#### Revenue

- Revenue projections reflect a 95% occupancy level. New programs are being considered to fill unmet community need, so budgeted occupancy levels have been adjusted according to current experience and expected changes in admissions practices. Reopening North 2 unit vacated by Vestal Park enabled the repositioning the short term rehab unit from South 1 to North 1 unit. This move has enabled Willow Point to repurpose 20 beds from long term to short term to better serve the Community and increase revenue.
- Medicare rates were based on 2015 historical experience and Medicaid rates were increased to reflect projected changes in the case mix acuity of the residents.
- 2015 Medicare, Medicaid, and private pay resident percentages were applied to the 2016 occupancy rate to come up with the revenue amounts. The private pay rate is increased as of January 1, 2016 by approximately 3.4%, from \$300 for a semi-private or triple room to \$310, and \$310 for a private room to \$320. Willow Point still has among the lowest private rates among nursing homes in the area.
- All other revenue amounts are based on historical information.
- The Intergovernmental Transfer Program (IGT) that benefits County Nursing Homes is expected to continue in



2016 in the amount budgeted. A brief, overly simplistic explanation is that the IGT comes from money to be paid out by the County Department of Social Services to New York State. New York, in turn, receives a matching amount of money from the Federal Government and gives that entire amount to the County Nursing Home.

#### Expenses

- Expenses reflect the continuing challenge of providing quality resident care and services in a relatively outdated facility with increasing infrastructure needs.
- There are no proposed layoffs. Every vacant position continues to be evaluated before hiring to determine if the duties can be absorbed by existing positions, reclassified to add on additional duties, or use technologies and/or best practices to eliminate or reduce the work. The reduction and reclassifying of positions in the 2015 budget formally recognizes these efforts oversight.
- Additional explanations are provided in the specific sections for better reference.

## **Willow Point Nursing Home**

### **Administration & General**

#### **Description**

Willow Point Nursing Home is operated under the Enterprise Fund Accounting structure as a skilled nursing facility or residential health care facility licensed by the New York State Department of Health (NYSDOH) and the Federal Government Department of Health and Human Services' Centers for Medicare and Medicaid Services to provide skilled nursing care. As stated earlier, NYSDOH is the licensing and lead oversight agency for both governments and responsible for ensuring regulatory compliance.

State and federal regulations require a skilled nursing facility of Willow Point's bed size to employ a full-time licensed nursing home Administrator responsible for administering in a manner that enables Willow Point to use its resources effectively and efficiently to attain or maintain the highest practicable physical, mental, and psychosocial well-being of each resident. The Administrator shares Administrative On-Call duties with the Deputy Administrator for Health Care Services (DAHCS) so that there is someone available from Administration 24 hours a day, 7 days a week.

The Administrator relies on the other Administration & General staff to meet the regulations. The Personnel Coordinator is responsible for employee hiring, corrective actions, and discharges. Staff turnover is typical of a skilled nursing facility of this size, but the oversight of this process and the paperwork is significant.

The Fiscal Department is divided into four supervised areas: Payroll (overseen by an Accountant), Accounts Receivable and Resident Banking (overseen by a Fiscal Manager), Accounts Payable (Accountant oversight), and Budget, General Ledger Accounting and Cost Reporting (Senior Accountant oversight). Each area has specifically assigned support staff.

The Administration umbrella also encompasses several other areas of the facility including the Barber and Beauty Services, the Medical Director's office, the Health Information Management department and Therapeutic Recreation (Activities) and Volunteers.

Willow Point Nursing Home/Administration & General  
(27010104 27010304 27010504 27010604)

<u>Title of Position</u>	<u>Grade/Unit</u>	As of			
		2014 Actuals	7/7/2015 Current Authorized	2016 Requested	2016 Recommended
<u>Full-Time Positions</u>					
Nursing Home Administrator	O Admin	1	1	1	1
Deputy NH Administrator-Fiscal Services	F Admin	1	1	1	1
Personnel Coordinator/Corporate Compliance (40)	19 ADMIN	0	1	1	1
Personnel Coordinator/Corporate Compliance (40)	14 ADMIN	1	0	0	0
Personnel Clerk	9 ADMIN	1	1	1	1
Nursing Home Compliance Officer	20 BAPA	1	0	0	0
Senior Accountant (40)	18 BAPA	1	1	1	1
Fiscal Manager (40)	17 BAPA	1	1	1	1
Health Information Administrator (40)	14 BAPA	1	1	1	1
Accountant (County)	16 CSEA	2	2	2	2
Admission Coordinator	16 CSEA	1	1	1	1
Senior RPN (RN-Admissions)	16 CSEA	0	1	1	1
RPN NH - Admissions	14 CSEA	1	1	1	1
Secretary (40)	13 CSEA	1	1	1	1
Senior Billing Specialist	13 CSEA	1	1	1	1
Health Information Technician	11 CSEA	2	2	2	2
Program Assistant	10 CSEA	0	1	1	1
Senior Account Clerk	9 CSEA	2	2	2	2
Billing Specialist	9 CSEA	2	2	2	2
Keyboard Specialist	8 CSEA	1	0	0	0
Account Clerk	7 CSEA	2	2	2	2
Clerk*	6 CSEA	0	0	5	5
Total Full-Time Positions		23	23	28	28
<u>Part-Time Positions</u>					
Account Clerk Typist	7 CSEA	1	1	1	1
Clerk	6 CSEA	4	4	4	4
Total Part-Time Positions		5	5	5	5
Total Positions		28	28	33	33

\* Four positions transferred from Nursing

REPORT:BP033

BROOME COUNTY GOVERNMENT  
REVENUE AND APPROPRIATION SUMMARY  
BY DEPARTMENT AND DIVISION

FUND: 2050 WPNH Operating  
DEPT: 27000000 Willow Point  
DIV: 01 Willow Point-Admin & General

Account	2014 Actuals	2015 Budget	2015 YTD Actuals As of 08/26/15	2016 Budget Requested	2016 Budget Recommended
27000000 Willow Point					
0000002 Departmental Income					
5000105 XEROX MACHINE	625	500	1,741	200	200
5000109 CABLE TV	-10	0	0	0	0
5000125 MEDICARE PART B	203,029	257,250	176,674	257,250	257,250
5000179 CHARGES FOR SERVICES	0	0	1,115,486	0	0
5000210 SNF MEDICARE	3,112,021	3,356,867	2,183,133	4,765,723	4,765,723
5000212 SNF PRIVATE	3,600,600	3,499,771	2,375,938	3,803,595	3,803,595
5000218 SNF NAMI-PATIENT SHARE	2,867,624	2,728,790	1,781,316	2,728,790	2,728,790
5000238 COMMERCIAL INSURANCE	377,324	319,743	345,766	325,041	325,041
5000426 MISCELLANEOUS	48,559	145,000	0	176,000	176,000
5000494 SNF PATIENT ACCRUED & RETRO	66,888	0	0	0	0
0000002 Departmental Income Totals	10,276,660	10,307,921	7,980,054	12,056,599	12,056,599
0000003 Use of Money					
5000451 INTEREST AND EARNINGS	1,434	200	1,691	1,500	1,500
5000460 RENTAL OF REAL PROPERTY INDIVI	138,597	142,755	68,935	0	0
5000470 VENDING MACHINE	2,232	2,500	2,062	1,800	1,800
0000003 Use of Money Totals	142,263	145,455	72,688	3,300	3,300
0000007 Misc Interfund Revenues					
5000534 TRANSFER FROM INSURANCE RESERV	300	2,591	2,591	0	0
5000545 CREDIT CARD REBATES	657	0	0	0	0
5000570 EARNINGS ON TEMPORARY INVESTME	469	0	0	0	0
0000007 Misc Interfund Revenues Totals	1,426	2,591	2,591	0	0
0000009 Federal Aid					
5000949 SNF MEDICAID - FEDERAL	12,613,627	12,875,942	5,442,862	13,274,958	13,274,958
0000009 Federal Aid Totals	12,613,627	12,875,942	5,442,862	13,274,958	13,274,958
Rev Total for Div: 2701	23,033,976	23,331,909	13,498,195	25,334,857	25,334,857

BROOME COUNTY GOVERNMENT  
 REVENUE AND APPROPRIATION SUMMARY  
 BY DEPARTMENT AND DIVISION

FUND: 2050 WPNH Operating  
 DEPT: 27000000 Willow Point  
 DIV: 01 Willow Point-Admin & General

Account	2014 Actuals	2015 Budget	2015 YTD Actuals As of 08/26/15	2016 Budget Requested	2016 Budget Recommended
<b>0000010 Personnel Service</b>					
6001000 SALARIES FULL-TIME	774,112	1,022,010	540,722	1,174,243	1,174,243
6001001 SALARIES PART-TIME	65,940	69,924	39,302	69,974	69,974
6001002 SALARIES TEMPORARY	1,519	0	507	0	0
6001003 SALARIES OVERTIME	3,975	23,262	11,312	26,369	26,369
6001012 HOLIDAY OVERTIME PAY	532	2,152	417	1,685	1,685
6001013 SIGN ON BONUS	0	0	2,000	10,500	10,500
<b>0000010 Personnel Service Totals</b>	<b>846,078</b>	<b>1,117,348</b>	<b>594,260</b>	<b>1,282,771</b>	<b>1,282,771</b>
<b>0000020 Equipment and Capital Outlay</b>					
6002400 OFFICE MACHINES	0	400	0	150	150
6002401 OFFICE FURNITURE	0	0	0	375	375
6002503 COMPUTER EQUIPMENT	0	13,246	0	0	0
6002703 OTHER INSTITUTIONAL EQUIPMENT	0	0	0	290	290
<b>0000020 Equipment and Capital Outlay Totals</b>	<b>0</b>	<b>13,646</b>	<b>0</b>	<b>815</b>	<b>815</b>
<b>0000040 Contractual Expenditures</b>					
6004010 BOOKS AND SUBSCRIPTIONS	848	495	652	595	595
6004012 OFFICE SUPPLIES	7,554	10,515	4,767	10,065	10,065
6004030 FOOD AND BEVERAGES	0	0	458	250	250
6004048 MISC OPERATIONAL SUPPLIES	6	4,920	-27	950	950
6004053 RECREATIONAL AND ACTIVITY SUPP	727	3,100	916	3,100	3,100
6004055 COMPUTER SOFTWARE AND SUPPLIES	3,214	3,075	1,495	0	0
6004100 POSTAGE AND FREIGHT	21	150	42	150	150
6004101 TELEPHONE	1,479	1,730	1,049	300	300
6004105 DUES AND MEMBERSHIPS	28,979	29,555	19,355	30,650	30,650
6004106 GENERAL OFFICE EXPENSES	18,512	18,880	14,666	800	800
6004126 RECREATIONAL AND ACTIVITY EXPE	7,982	2,400	1,292	2,400	2,400
6004137 ADVERTISING AND PROMOTION EXPE	4,893	9,000	6,714	9,000	9,000
6004160 MILEAGE AND PARKING-LOCAL	1,037	25	1,625	3,222	3,222
6004161 TRAVEL HOTEL AND MEALS	2,231	5,671	2,800	5,450	5,450
6004162 EDUCATION AND TRAINING	3,428	9,462	5,156	7,100	7,100
6004168 OTHER PERSONNEL EXPENSES	1,279	360	146	360	360
6004193 HARDWARE MAINTENANCE	150	0	150	0	0
6004195 HARDWARE RENTAL	14,700	14,700	11,025	0	0
6004196 COPYING MACHINE RENTALS	9,204	9,204	6,136	9,136	9,136
6004203 INSURANCE CLAIMS	300	2,591	2,591	0	0
6004255 CONTRACTED SERVICES	274,358	46,258	6,228	10,000	10,000
6004256 SERVICES	1,948	0	2,129	0	0

REPORT:BP033

BROOME COUNTY GOVERNMENT  
REVENUE AND APPROPRIATION SUMMARY  
BY DEPARTMENT AND DIVISION

FUND: 2050 WPNH Operating

DEPT: 27000000 Willow Point

DIV: 01 Willow Point-Admin &amp; General

Account	2014 Actuals	2015 Budget	2015 YTD Actuals As of 08/26/15	2016 Budget Requested	2016 Budget Recommended
6004411 PHYSICIAN SERVICES	40,560	41,777	23,660	41,777	41,777
6004500 ACCTG AND COST ALLOCATION SERV	1,500	1,500	1,500	1,500	1,500
6004501 AUDIT FEES	0	4,000	0	0	0
6004504 OTHER FINANCIAL SERVICES	43,976	65,000	35,648	95,800	95,800
6004537 INVESTIGATIONS EXPENSES	6,661	9,000	2,596	6,481	6,481
6004573 OTHER FEES FOR SERVICES	16,693	28,000	10,158	30,000	30,000
6004580 BAD DEBT EXPENSE	2,208,699	0	-400	0	0
6004592 STATE REVENUE REFUND	1,138,976	1,348,130	684,708	1,293,485	1,293,485
<b>0000040 Contractual Expenditures Totals</b>	<b>3,839,915</b>	<b>1,669,498</b>	<b>847,235</b>	<b>1,562,571</b>	<b>1,562,571</b>
<b>0000041 Chargeback Expenses</b>					
6004601 INDIRECT COSTS	684,890	684,890	0	613,818	613,818
6004602 INSURANCE PREMIUM CHARGEBACK	93,961	160,681	80,341	152,129	152,129
6004606 TELEPHONE BILLING ACCOUNT	32,003	48,027	0	32,171	32,171
6004609 DATA PROCESSING CHARGEBACKS	322,884	330,997	0	418,474	418,474
6004610 PERSONNEL SERVICES CHARGEBACKS	13,450	29,357	0	31,559	31,559
6004614 OTHER CHARGEBACK EXPENSES	17,780	27,093	7,260	16,698	16,698
6004617 DUPLICATING/PRINTING CHARGEBAC	10,249	8,500	6,842	10,162	10,162
6004618 OFFICE SUPPLIES CHARGEBACK	7,842	8,050	4,367	9,179	9,179
6004625 FOOD SERVICE CHARGEBACKS	10,131	2,100	0	0	0
<b>0000041 Chargeback Expenses Totals</b>	<b>1,193,190</b>	<b>1,299,695</b>	<b>98,810</b>	<b>1,284,190</b>	<b>1,284,190</b>
<b>0000042 Depreciation</b>					
6004801 DEPRECIATION - BUILDINGS	50,903	0	0	0	0
6004802 DEPRECIATION - BLDG IMPROVEMEN	342,462	0	0	0	0
6004803 DEPRECIATION - IMPROV O/T BLDG	5,925	0	0	0	0
6004804 DEPRECIATION - MOTOR VEHICLES	4,189	0	0	0	0
6004805 DEPRECIATION - MACHINERY & EQU	158,459	0	0	0	0
<b>0000042 Depreciation Totals</b>	<b>561,938</b>	<b>0</b>	<b>0</b>	<b>0</b>	<b>0</b>
<b>0000080 Employee Benefits</b>					
6008001 STATE RETIREMENT	164,894	212,135	97,338	202,281	202,281
6008002 SOCIAL SECURITY	59,496	86,373	41,675	98,772	98,772
6008004 WORKERS COMPENSATION	9,902	9,452	4,413	10,222	10,222
6008006 LIFE INSURANCE	306	375	228	450	450
6008007 HEALTH INSURANCE	239,259	313,997	166,783	338,550	338,550
6008008 OPEB - HEALTH INSURANCE	7,834	0	0	0	0

REPORT:BP033

BROOME COUNTY GOVERNMENT  
 REVENUE AND APPROPRIATION SUMMARY  
 BY DEPARTMENT AND DIVISION

FUND: 2050 WPNH Operating  
 DEPT: 27000000 Willow Point  
 DIV: 01 Willow Point-Admin & General

Account	2014 Actuals	2015 Budget	2015 YTD Actuals As of 08/26/15	2016 Budget Requested	2016 Budget Recommended
6008009 RETIREE HEALTH INSURANCE	133,574	148,777	104,388	154,106	154,106
6008010 DISABILITY INSURANCE	991	1,326	703	2,185	2,185
6008011 UNEMPLOYMENT INSURANCE	5,241	0	5,994	0	0
<b>0000080 Employee Benefits Totals</b>	<b>621,497</b>	<b>772,435</b>	<b>421,522</b>	<b>806,566</b>	<b>806,566</b>
<b>0000090 Transfers</b>					
6009001 TRANSFER TO CAPITAL FUND	0	0	0	61,500	61,500
<b>0000090 Transfers Totals</b>	<b>0</b>	<b>0</b>	<b>0</b>	<b>61,500</b>	<b>61,500</b>
<b>Exp Total for Div: 2701</b>	<b>7,062,618</b>	<b>4,872,622</b>	<b>1,961,827</b>	<b>4,998,413</b>	<b>4,998,413</b>
<b>Total for Div: 27000000</b>	<b>15,971,358</b>	<b>18,459,287</b>	<b>11,536,368</b>	<b>20,336,444</b>	<b>20,336,444</b>

## **Willow Point Nursing Home**

### **Nursing**

It is the mission of the nursing department to provide the highest quality nursing care for residents while recognizing that resident(s) and family are an integral component to the plan of care. We strive for a comprehensive interdisciplinary approach with emphasis on quality of care and quality of life, while assuring preservation of dignity, and independence for all residents.

### **Description**

The Nursing Department is supervised by the Deputy Administrator for Health Care Services (DAHCS), who also serves as the Director of Nursing, a position required by NYSDOH. The DAHCS also has oversight of areas where Nursing and other departments intertwine, specifically Social Work, Minimum Data Set (MDS reporting), Staff Development and Inservice Training, Infection Control, Wound Care, and Central Supply. The DAHCS shares Administrative On-Call duties with the Administrator.

Day-to-day supervision of the Nursing Department is handled by the Associate Director of Clinical Care (ADON). A primary duty of the ADON is the responsibility for all resident investigation(s) including follow-up and the mandated NYS Department of Health reporting for all reportable resident incidents/accidents. The ADON reviews & investigates all resident incidents and/or accidents to determine reportability. Another primary responsibility for the ADON is the supervision of two (2) staffing positions. These duties include but are not limited to scheduled (working) time for nurses, CNAs, unit helpers, maintaining rotation schedules, approval of valid reasons for time off, participation in interviews, and review of nursing applicants. Evaluations and engagement in personnel issues of all nursing

staff is another area the ADON has responsibility. At least one Registered Nurse is working in the facility 8-hours every day and is also available on-call the remaining time. Each nursing unit also has a manager with 24-hour responsibility, called the Clinical Care Coordinators (CCC).

The Nursing Units, under the guidance of the Deputy Administrator for Health Services, provides leadership in resident care supervised by Clinical Care Coordinators (nurse managers). There are six (6) skilled nursing units in the facility. The Alzheimer's Dementia Unit is a secure unit. Another unit is designated to meet the needs of residents who are considered short-term/subacute. The professional nursing staff, in conjunction with the attending physician(s), family, and all disciplines implements plans of care for each resident. Staff duties include administering medications, treatments, maintaining infection control, monitoring, and documentation relating to the care of residents, and as mandated by State and Federal Regulations.

The Nursing Department employs RNs, LPNs, CNAs and Unit Aides. RNs and LPNs complete assessments and identify signs and symptoms of illness that may affect a resident's overall health. Medication administration and treatments are completed routinely and as needed. Care is designed to restore and maintain resident abilities and functions for quality of care and ultimately, their quality of life. Nursing Assistants maintain daily records which provide the nurse with necessary information about the progress of the residents. Unit Aides support the objectives of the department in providing basic services for residents. The work involves performing a variety of helper tasks to assist the nursing staff.



The In-service Department is responsible for the orientation and continued education program for all employees. Various community resources and consultants are used for presentation of programs.

The Alzheimer's/Dementia Unit provides specialized care to those residents with dementia who are experiencing memory loss, impairment of functional abilities, and loss of other cognitive skills. The goal is to maintain each resident at his or her highest practicable level of functioning for the longest period of time possible.

The Infection Control Department monitors all departments for infection control compliance. The department provides an ongoing employee health program, administers resident and staff flu vaccine, administers resident pneumococcal vaccine, and administers residents, staff, and volunteer Mantoux testing program. The department also reviews the Occupational Exposure Control Program and monitors compliance, oversees the administration of Hepatitis B vaccination program, and assists the employee in education regarding Infection Control issues, while maintaining documentation compliance.

The Sub-acute/Short-Term Rehabilitation Unit is intended to address residents acutely impacted by a clinical event. Whether the need for services is for extensive nursing services or for rehabilitation services provided by physical, occupational, or speech language clinical staff, comprehensive care to ensure a positive outcome is provided to all participants. It is our express ambition to manage this unit in accordance with these guidelines to ensure that every resident of the Subacute Unit receives full attention and support throughout his or her recovery period.

The budget includes nursing positions necessary to meet the care needs of the residents as required by regulation. The amount of

nursing staff scheduled to work on any given day is set by a historical standard that takes into account the care needs of each resident and the reimbursement/payment expected for the type of care.

### 2016 Objectives

- Plan, develop, and implement orientation and EMR program;
- Raise CMI (case-mix index) by 0.1 – 0.3 range;
- Increase number of short-term rehab residents;
- Strive for a deficiency free survey;
- Create an up-to-date Rehab unit while reopening the N2 unit and adjusting the resident complement of the other 6 units to populate.

## Willow Point Nursing Home/Nursing (27060104 27060204 27060304)

<u>Title of Position</u>	<u>Grade/Unit</u>	As of 7/7/2015			
		<u>2014 Actuals</u>	<u>Current Authorized</u>	<u>2016 Requested</u>	<u>2016 Recommended</u>
<u>Full-Time Positions</u>					
Deputy NH Administrator-for Health Services	F Admin	1	1	1	1
MDS Coordinator	18 BAPA	1	1	1	1
Associate Director of Clinical Care	20 BAPA	1	1	1	1
Clinical Care Coordinator II / I	18/17 BAPA	7	7	7	7
Supervising Nurse II / I	16/15 BAPA	3	3	3	3
Senior RPN	16 CSEA	1	0	0	0
Charge Nurse RPN/Sr LPN	15/11 CSEA	18	18	20	20
Senior LPN	11 CSEA				
Registered Professional Nurse	14 CSEA	43	43	43	43
RPN (WPNH)/LPN	14/10 CSEA				
Licensed Practical Nurse	10 CSEA				
Program Assistant	10 CSEA	1	1	1	1
Stores Clerk	10 CSEA	1	1	1	1
Keyboard Specialist	8 CSEA	1	1	1	1
Senior Clerk	8 CSEA	1	1	1	1
Certified Nursing Assistant/Nursing Assistant Trainee*	6 CSEA	127	127	127	127
Clerk**	6 CSEA	5	5	1	1
Total Full-Time Positions		211	210	208	208
<u>Part-Time Positions</u>					
Supervising Nurse I / II	16 BAPA	2	2	2	2
Registered Professional Nurse(NH)	14 CSEA	19	19	19	19
RPN (WPNH)/LPN	14/10 CSEA				
Licensed Practical Nurse	10 CSEA				
Unit Aide	7 CSEA	7	7	7	7
Certified Nursing Assistant/Nursing Assistant Trainee*	6 CSEA	41	41	41	41
Total Part-Time Positions		69	69	69	69
Total Positions		280	279	277	277

\* Four positions unfunded since 2015

\*\*Four positions transferred to Administration

BROOME COUNTY GOVERNMENT  
 REVENUE AND APPROPRIATION SUMMARY  
 BY DEPARTMENT AND DIVISION

FUND: 2050 WPNH Operating  
 DEPT: 27000000 Willow Point  
 DIV: 06 Willow Point-Nursing

Account	2014 Actuals	2015 Budget	2015 YTD Actuals As of 08/26/15	2016 Budget Requested	2016 Budget Recommended
<b>0000003 Use of Money</b>					
5000451 INTEREST AND EARNINGS	15	0	0	0	0
<b>0000003 Use of Money Totals</b>	<b>15</b>	<b>0</b>	<b>0</b>	<b>0</b>	<b>0</b>
<b>0000007 Misc Interfund Revenues</b>					
5000530 REFUNDS OF PRIOR YEARS EXPENDI	8,028	0	220	0	0
<b>0000007 Misc Interfund Revenues Totals</b>	<b>8,028</b>	<b>0</b>	<b>220</b>	<b>0</b>	<b>0</b>
<b>0000008 State Aid</b>					
5000808 OTHER STATE AID	3,200	2,600	840	2,600	2,600
<b>0000008 State Aid Totals</b>	<b>3,200</b>	<b>2,600</b>	<b>840</b>	<b>2,600</b>	<b>2,600</b>
<b>Rev Total for Div: 2706</b>	<b>11,243</b>	<b>2,600</b>	<b>1,060</b>	<b>2,600</b>	<b>2,600</b>
<b>0000010 Personnel Service</b>					
6001000 SALARIES FULL-TIME	5,915,998	7,037,848	3,127,372	7,099,437	7,099,437
6001001 SALARIES PART-TIME	785,657	985,666	553,160	999,842	999,842
6001002 SALARIES TEMPORARY	314,359	119,050	280,978	289,653	289,653
6001003 SALARIES OVERTIME	1,202,180	11,215	718,656	11,033	11,033
6001004 SALARIES SHIFT DIFFERENTIAL	0	27,782	0	29,035	29,035
6001008 STAND-BY PAY	15,258	10,920	10,253	10,920	10,920
6001009 OTHER PERSONNEL SERVICES	33,818	46,600	32,441	46,600	46,600
6001011 DISCRETIONARY SALARY SAVINGS	0	-49,249	0	0	0
6001012 HOLIDAY OVERTIME PAY	64,101	71,502	25,415	71,967	71,967
6001013 SIGN ON BONUS	0	0	11,000	246,746	246,746
<b>0000010 Personnel Service Totals</b>	<b>8,331,371</b>	<b>8,261,334</b>	<b>4,759,275</b>	<b>8,805,233</b>	<b>8,805,233</b>
<b>0000020 Equipment and Capital Outlay</b>					
6002503 COMPUTER EQUIPMENT	0	9,000	8,509	0	0
6002505 HOSPITAL MEDICAL AND LAB EQUIP	0	92,860	28,223	41,759	41,759
6002703 OTHER INSTITUTIONAL EQUIPMENT	0	0	871	0	0

REPORT:BP033

BROOME COUNTY GOVERNMENT  
REVENUE AND APPROPRIATION SUMMARY  
BY DEPARTMENT AND DIVISION

FUND: 2050 WPNH Operating  
DEPT: 27000000 Willow Point  
DIV: 06 Willow Point-Nursing

Account	2014 Actuals	2015 Budget	2015 YTD Actuals As of 08/26/15	2016 Budget Requested	2016 Budget Recommended
<b>0000020 Equipment and Capital Outlay Totals</b>	0	101,860	37,603	41,759	41,759
<b>0000040 Contractual Expenditures</b>					
6004010 BOOKS AND SUBSCRIPTIONS	1,437	445	752	470	470
6004012 OFFICE SUPPLIES	3,482	3,000	1,764	5,100	5,100
6004030 FOOD AND BEVERAGES	0	0	262	0	0
6004045 TRAINING AND EDUCATIONAL SUPPL	2,540	1,304	1,992	1,500	1,500
6004048 MISC OPERATIONAL SUPPLIES	8,192	8,947	1,806	3,980	3,980
6004055 COMPUTER SOFTWARE AND SUPPLIES	1,135	2,000	1,144	0	0
6004062 MEDICAL LAB & CLINIC SUPPLIES	263,837	327,573	138,817	285,712	285,712
6004100 POSTAGE AND FREIGHT	193	200	142	225	225
6004106 GENERAL OFFICE EXPENSES	25,959	27,457	20,812	900	900
6004112 BLDG GROUNDS AND EQUIP REPAIR	446	0	0	0	0
6004123 MEDICAL HOSPITAL AND LAB EXPEN	550	0	-220	0	0
6004136 OPERATIONAL EQUIPMENT REPAIRS	0	4,400	680	4,400	4,400
6004138 OTHER OPERATIONAL EXPENSES	300	0	0	0	0
6004143 TRANSPORTATION SERVICES	0	100	99	0	0
6004161 TRAVEL HOTEL AND MEALS	0	1,000	0	1,000	1,000
6004162 EDUCATION AND TRAINING	3,302	5,000	1,457	5,000	5,000
6004168 OTHER PERSONNEL EXPENSES	3,571	2,600	1,483	3,500	3,500
6004191 OUTSIDE RENTALS-MACHINERY	3,582	18,130	5,506	15,630	15,630
6004196 COPYING MACHINE RENTALS	11,043	12,597	9,826	12,756	12,756
6004410 NURSING SERVICES	0	0	14,191	100,066	100,066
6004588 INTEREST AND PENALTIES	94	0	115	0	0
6004594 LOSS ON DISPOSITION OF ASSETS	6,498	0	0	0	0
<b>0000040 Contractual Expenditures Totals</b>	336,161	414,753	200,628	440,239	440,239
<b>0000041 Chargeback Expenses</b>					
6004609 DATA PROCESSING CHARGEBACKS	0	0	0	37,780	37,780
<b>0000041 Chargeback Expenses Totals</b>	0	0	0	37,780	37,780
<b>0000070 Interest on Indebtedness</b>					
6007005 INTEREST ON CAPITAL LEASE	777	0	0	0	0
<b>0000070 Interest on Indebtedness Totals</b>	777	0	0	0	0

REPORT:BP033

BROOME COUNTY GOVERNMENT  
 REVENUE AND APPROPRIATION SUMMARY  
 BY DEPARTMENT AND DIVISION

FUND: 2050 WPNH Operating  
 DEPT: 27000000 Willow Point  
 DIV: 06 Willow Point-Nursing

Account	2014 Actuals	2015 Budget	2015 YTD Actuals As of 08/26/15	2016 Budget Requested	2016 Budget Recommended
<b>0000080 Employee Benefits</b>					
6008001 STATE RETIREMENT	1,467,939	1,342,839	731,321	1,330,212	1,330,212
6008002 SOCIAL SECURITY	600,547	653,469	340,744	673,594	673,594
6008004 WORKERS COMPENSATION	441,189	432,169	218,471	479,399	479,399
6008006 LIFE INSURANCE	3,067	4,502	2,034	3,930	3,930
6008007 HEALTH INSURANCE	1,687,697	1,946,579	1,035,315	2,115,352	2,115,352
6008009 RETIREE HEALTH INSURANCE	1,298,202	1,440,139	894,479	1,328,295	1,328,295
6008010 DISABILITY INSURANCE	13,077	21,762	8,222	23,180	23,180
6008011 UNEMPLOYMENT INSURANCE	17,483	0	9,354	0	0
<b>0000080 Employee Benefits Totals</b>	<b>5,529,201</b>	<b>5,841,459</b>	<b>3,239,940</b>	<b>5,953,962</b>	<b>5,953,962</b>
<b>Exp Total for Div: 2706</b>	<b>14,197,510</b>	<b>14,619,406</b>	<b>8,237,446</b>	<b>15,278,973</b>	<b>15,278,973</b>
<b>Total for Div: 27000000</b>	<b>-14,186,267</b>	<b>-14,616,806</b>	<b>-8,236,386</b>	<b>-15,276,373</b>	<b>-15,276,373</b>

## **Willow Point Nursing Home**

### **Dietary**

The Dietary Department provides food and beverage services that meet the daily nutritional needs of residents and ensures that special dietary needs are recognized and accommodated to best meet the resident's optimal independence.

Beginning in 2016 the County will enter into a Public Private Partnership to provide for this service.

Willow Point Nursing Home/Dietary (27050104)

As of  
7/7/2015

<u>Title of Position</u>	<u>Grade/Unit</u>	<u>2014 Actuals</u>	<u>Current Authorized</u>	<u>2016 Requested</u>	<u>2016 Recommended</u>
<u>Full-Time Positions</u>					
Food Service Manager*	14 BAPA	1	1	1	1
Dietetic Technician*	11 CSEA	2	2	2	2
Assistant Food Service Manager*	10 CSEA	1	1	1	1
Stores Clerk*	10 CSEA	1	1	1	1
Senior Food Service Helper*	9 CSEA	4	4	4	4
Clerk	6 CSEA	0	0	1	0
Food Service Helper*	5 CSEA	12	12	12	12
Total Full-Time Positions		21	21	22	21
<u>Part-Time Positions</u>					
Food Service Helper*	5 CSEA	20	20	18	20
Total Part-Time Positions		20	20	18	20
Total Positions		41	41	40	41

\*Funded through March 1,2016

REPORT:BP033

BROOME COUNTY GOVERNMENT  
REVENUE AND APPROPRIATION SUMMARY  
BY DEPARTMENT AND DIVISION

FUND: 2050 WPNH Operating  
DEPT: 27000000 Willow Point  
DIV: 05 Willow Point-Dietary

Account	2014 Actuals	2015 Budget	2015 YTD Actuals As of 08/26/15	2016 Budget Requested	2016 Budget Recommended
<b>0000002 Departmental Income</b>					
5000427 CAFETERIA FEES	1,699	950	400	500	125
<b>0000002 Departmental Income Totals</b>	<b>1,699</b>	<b>950</b>	<b>400</b>	<b>500</b>	<b>125</b>
<b>Rev Total for Div: 2705</b>	<b>1,699</b>	<b>950</b>	<b>400</b>	<b>500</b>	<b>125</b>
<b>0000010 Personnel Service</b>					
6001000 SALARIES FULL-TIME	699,329	698,165	357,901	729,878	87,627
6001001 SALARIES PART-TIME	243,165	227,805	140,180	205,917	23,019
6001002 SALARIES TEMPORARY	32,025	0	19,197	0	0
6001003 SALARIES OVERTIME	34,660	94,644	34,098	95,542	15,924
6001004 SALARIES SHIFT DIFFERENTIAL	0	4,097	0	4,097	683
6001009 OTHER PERSONNEL SERVICES	4,767	5,150	4,392	6,250	1,042
6001012 HOLIDAY OVERTIME PAY	8,677	14,196	4,180	14,329	2,388
<b>0000010 Personnel Service Totals</b>	<b>1,022,623</b>	<b>1,044,057</b>	<b>559,948</b>	<b>1,056,013</b>	<b>130,683</b>
<b>0000020 Equipment and Capital Outlay</b>					
6002700 KITCHEN AND DINING ROOM EQUIPM	0	10,100	5,392	26,650	0
<b>0000020 Equipment and Capital Outlay Totals</b>	<b>0</b>	<b>10,100</b>	<b>5,392</b>	<b>26,650</b>	<b>0</b>
<b>0000040 Contractual Expenditures</b>					
6004012 OFFICE SUPPLIES	2,476	2,500	2,083	4,500	750
6004030 FOOD AND BEVERAGES	1,489	1,000	1,662	2,000	333
6004031 KITCHEN AND DINING ROOM SUPPLI	5,598	5,537	5,046	5,000	833
6004054 SAFETY SUPPLIES	4,568	3,800	4,235	3,800	633
6004055 COMPUTER SOFTWARE AND SUPPLIES	1,802	2,000	1,928	0	0
6004106 GENERAL OFFICE EXPENSES	1,066	1,100	1,049	150	25
6004136 OPERATIONAL EQUIPMENT REPAIRS	257	0	0	0	0
6004162 EDUCATION AND TRAINING	495	550	350	550	92
6004196 COPYING MACHINE RENTALS	938	3,168	2,112	3,168	3,168
6004594 LOSS ON DISPOSITION OF ASSETS	207	0	0	0	0
<b>0000040 Contractual Expenditures Totals</b>	<b>18,896</b>	<b>19,655</b>	<b>18,465</b>	<b>19,168</b>	<b>5,834</b>



REPORT:BP033

BROOME COUNTY GOVERNMENT  
 REVENUE AND APPROPRIATION SUMMARY  
 BY DEPARTMENT AND DIVISION

FUND: 2050 WPNH Operating  
 DEPT: 27000000 Willow Point  
 DIV: 05 Willow Point-Dietary

Account	2014 Actuals	2015 Budget	2015 YTD Actuals As of 08/26/15	2016 Budget Requested	2016 Budget Recommended
<b>0000041 Chargeback Expenses</b>					
6004609 DATA PROCESSING CHARGEBACKS	0	0	0	950	237
6004625 FOOD SERVICE CHARGEBACKS	1,700,639	1,551,697	779,879	1,749,497	2,186,976
<b>0000041 Chargeback Expenses Totals</b>	<b>1,700,639</b>	<b>1,551,697</b>	<b>779,879</b>	<b>1,750,447</b>	<b>2,187,213</b>
<b>0000070 Interest on Indebtedness</b>					
6007005 INTEREST ON CAPITAL LEASE	285	0	0	0	0
<b>0000070 Interest on Indebtedness Totals</b>	<b>285</b>	<b>0</b>	<b>0</b>	<b>0</b>	<b>0</b>
<b>0000080 Employee Benefits</b>					
6008001 STATE RETIREMENT	180,668	191,695	88,321	178,669	29,744
6008002 SOCIAL SECURITY	73,804	79,875	39,849	80,791	11,741
6008004 WORKERS COMPENSATION	15,275	15,217	6,962	16,354	16,354
6008006 LIFE INSURANCE	426	495	260	435	75
6008007 HEALTH INSURANCE	224,621	264,267	135,219	238,271	30,097
6008009 RETIREE HEALTH INSURANCE	102,911	119,891	72,223	106,963	106,963
6008010 DISABILITY INSURANCE	2,188	2,496	1,208	2,660	459
6008011 UNEMPLOYMENT INSURANCE	1,259	0	0	0	0
<b>0000080 Employee Benefits Totals</b>	<b>601,152</b>	<b>673,936</b>	<b>344,042</b>	<b>624,143</b>	<b>195,433</b>
<b>Exp Total for Div: 2705</b>	<b>3,343,595</b>	<b>3,299,445</b>	<b>1,707,726</b>	<b>3,476,421</b>	<b>2,519,163</b>
<b>Total for Div: 27000000</b>	<b>-3,341,896</b>	<b>-3,298,495</b>	<b>-1,707,326</b>	<b>-3,475,921</b>	<b>-2,519,038</b>

## **Willow Point Nursing Home**

### **Cleanliness & Safety**

#### **Description**

The Department of Public Works (DPW) has oversight of the Maintenance, Housekeeping and Laundry Departments at WPNH through a Full-Time DPW employee, the Facility Manager. The Maintenance Mechanics, under the Facility Manager's direction, are responsible for providing general and preventive maintenance for the physical plant, equipment, and grounds. The Maintenance staff is also responsible for upkeep of the facility-owned wheelchairs & lifts. The age of the facility has resulted in regular NYSDOH deficiencies for damaged walls, doors, ceiling tiles, inadequate ventilation, as well as ongoing pipe leaks, equipment failures, and other mechanical failures. Steps have been taken to plan for contracting out appropriate and necessary work in 2015.

The Housekeeping Supervisor and Assistant Housekeeping Supervisor oversee the Housekeeping Department and are charged with providing a safe and sanitary environment. The Housekeeping Department duties include all basic cleaning functions and custodial work provided by the Custodial Workers. Changes in the Full-Time and Part-Time positions reflect an adjustment in the vacant positions, reopening North 2 unit, to better align work with Willow Point's needs.

The Housekeeping Supervisors also oversee the Laundry and Laundry Workers. They are responsible for laundering residents' personal clothing, facility curtains and draperies, and miscellaneous resident care items. Laundry also manages the contracted linen supply service.

Willow Point Nursing Home/Cleanliness & Safety (27030204 27030304 27030404)

<u>Title of Position</u>	<u>Grade/Unit</u>	2014 <u>Actuals</u>	As of	2016 <u>Requested</u>	2016 <u>Recommended</u>
			7/7/2015 Current <u>Authorized</u>		
<u>Full-Time Positions</u>					
Housekeeping Supervisor	14 BAPA	1	1	1	1
Assistant Housekeeping Supervisor	11 CSEA	1	1	1	1
Maintenance Mechanic	10 CSEA	4	4	4	4
Custodial Worker	6 CSEA	22	22	24	24
Laundry Worker	6 CSEA	5	5	5	5
Total Full-Time Positions		33	33	35	35
<u>Part-Time Positions</u>					
Maintenance Mechanic	10 CSEA	0	0	1	1
Account Clerk	7 CSEA	0	1	1	1
Custodial Worker	6 CSEA	6	6	6	6
Laundry Worker	6 CSEA	1	1	1	1
Total Part-Time Positions		7	8	9	9
Total Positions		40	41	44	44

REPORT:BP033

BROOME COUNTY GOVERNMENT  
REVENUE AND APPROPRIATION SUMMARY  
BY DEPARTMENT AND DIVISION

FUND: 2050 WPNH Operating

DEPT: 27000000 Willow Point

DIV: 03 Willow Point-Cleanliness/Safety

Account	2014 Actuals	2015 Budget	2015 YTD Actuals As of 08/26/15	2016 Budget Requested	2016 Budget Recommended
<b>0000006 Sale of Prop and Comp for Loss</b>					
5000510 SALE OF SCRAP & EXCESS MATERIA	875	800	659	400	400
<b>0000006 Sale of Prop and Comp for Loss Totals</b>	<b>875</b>	<b>800</b>	<b>659</b>	<b>400</b>	<b>400</b>
<b>0000007 Misc Interfund Revenues</b>					
5000531 GIFTS AND DONATIONS	11	0	0	0	0
<b>0000007 Misc Interfund Revenues Totals</b>	<b>11</b>	<b>0</b>	<b>0</b>	<b>0</b>	<b>0</b>
<b>Rev Total for Div: 2703</b>	<b>886</b>	<b>800</b>	<b>659</b>	<b>400</b>	<b>400</b>
<b>0000010 Personnel Service</b>					
6001000 SALARIES FULL-TIME	991,572	1,020,632	515,209	1,080,489	1,080,489
6001001 SALARIES PART-TIME	86,472	83,980	45,910	107,631	107,631
6001003 SALARIES OVERTIME	11,671	34,502	11,086	22,249	22,249
6001008 STAND-BY PAY	7,300	7,280	4,520	7,280	7,280
6001009 OTHER PERSONNEL SERVICES	6,226	6,900	6,250	7,400	7,400
6001012 HOLIDAY OVERTIME PAY	9,454	9,523	3,810	9,692	9,692
<b>0000010 Personnel Service Totals</b>	<b>1,112,695</b>	<b>1,162,817</b>	<b>586,785</b>	<b>1,234,741</b>	<b>1,234,741</b>
<b>0000020 Equipment and Capital Outlay</b>					
6002600 MAINTENANCE EQUIPMENT	0	24,400	20,268	14,800	14,800
6002602 HEATING AND AIR CONDITIONING E	0	0	3,308	0	0
6002604 BUILDING AND GROUNDS EQUIPMENT	0	8,000	39	0	0
6002701 LAUNDRY AND CLEANING EQUIPMENT	0	10,000	5,240	2,500	2,500
6002703 OTHER INSTITUTIONAL EQUIPMENT	0	250	0	300	300
6002704 PHOTOGRAPHIC EQUIPMENT	0	10,000	0	50,000	50,000
6002706 COMMUNICATIONS EQUIPMENT	0	500	0	0	0
6002709 OTHER OPERATIONAL EQUIPMENT	0	81,900	69,784	56,580	56,580
<b>0000020 Equipment and Capital Outlay Totals</b>	<b>0</b>	<b>135,050</b>	<b>98,639</b>	<b>124,180</b>	<b>124,180</b>
<b>0000040 Contractual Expenditures</b>					

BROOME COUNTY GOVERNMENT  
 REVENUE AND APPROPRIATION SUMMARY  
 BY DEPARTMENT AND DIVISION

FUND: 2050 WPNH Operating  
 DEPT: 27000000 Willow Point  
 DIV: 03 Willow Point-Cleanliness/Safety

Account	2014 Actuals	2015 Budget	2015 YTD Actuals As of 08/26/15	2016 Budget Requested	2016 Budget Recommended
6004012 OFFICE SUPPLIES	900	200	11	300	300
6004021 BLDG MAINTENANCE SUPPLIES	57,912	66,831	14,801	66,000	66,000
6004022 FUEL AND HEATING SUPPLIES	100,527	150,000	65,953	150,000	160,000
6004023 BLDG AND GROUNDS SUPPLIES	44,560	50,210	30,696	53,000	53,000
6004032 HSLD LAUNDRY & CLEANING SUPPLI	31,426	37,600	22,908	40,000	40,000
6004045 TRAINING AND EDUCATIONAL SUPPL	159	0	0	0	0
6004048 MISC OPERATIONAL SUPPLIES	6,209	8,420	3,937	9,650	9,650
6004054 SAFETY SUPPLIES	1,039	1,640	635	1,640	1,640
6004061 ENVIRONMENTAL HEALTH SUPPLIES	178,886	209,000	104,748	209,000	209,000
6004062 MEDICAL LAB & CLINIC SUPPLIES	8,782	750	-306	7,875	7,875
6004105 DUES AND MEMBERSHIPS	35	500	0	0	0
6004112 BLDG GROUNDS AND EQUIP REPAIR	43,530	50,000	28,638	55,750	55,750
6004113 WATER AND SEWAGE CHARGES	77,669	75,000	55,784	79,000	85,000
6004115 ELECTRIC CURRENT	188,294	275,000	110,611	235,000	249,000
6004116 TAXES	3,574	4,000	3,536	4,100	4,100
6004117 BUILDING AND GROUNDS EXPENSES	78,846	140,913	46,805	145,900	145,900
6004121 LAUNDRY AND DRY CLEANING EXPEN	260,829	290,000	151,875	295,000	295,000
6004123 MEDICAL HOSPITAL AND LAB EXPEN	1,954	0	0	0	0
6004138 OTHER OPERATIONAL EXPENSES	711	0	790	0	0
6004162 EDUCATION AND TRAINING	0	500	0	0	0
6004191 OUTSIDE RENTALS-MACHINERY	1,073	1,000	525	0	0
6004192 SOFTWARE MAINTENANCE	500	0	500	0	0
6004196 COPYING MACHINE RENTALS	1,306	1,176	784	1,176	1,176
6004255 CONTRACTED SERVICES	882	0	0	0	0
6004594 LOSS ON DISPOSITION OF ASSETS	1,447	0	0	0	0
<b>0000040 Contractual Expenditures Totals</b>	<b>1,091,050</b>	<b>1,362,740</b>	<b>643,231</b>	<b>1,353,391</b>	<b>1,383,391</b>
<b>0000041 Chargeback Expenses</b>					
6004609 DATA PROCESSING CHARGEBACKS	0	0	0	500	500
6004614 OTHER CHARGEBACK EXPENSES	4,123	5,000	282	2,000	2,000
6004615 GASOLINE CHARGEBACK	1,217	4,000	47	6,200	6,200
6004616 FLEET SERVICE CHARGEBACK	10,808	9,193	6,693	8,814	8,814
6004619 BUILDING SERVICE CHARGEBACK	88,699	140,000	95	125,000	125,000
<b>0000041 Chargeback Expenses Totals</b>	<b>104,847</b>	<b>158,193</b>	<b>7,117</b>	<b>142,514</b>	<b>142,514</b>
<b>0000080 Employee Benefits</b>					
6008001 STATE RETIREMENT	207,942	218,028	107,344	203,994	203,994
6008002 SOCIAL SECURITY	79,322	90,321	40,971	95,254	95,254
6008004 WORKERS COMPENSATION	15,074	18,213	6,031	17,917	17,917

REPORT:BP033

BROOME COUNTY GOVERNMENT  
REVENUE AND APPROPRIATION SUMMARY  
BY DEPARTMENT AND DIVISION

FUND: 2050 WPNH Operating  
DEPT: 27000000 Willow Point  
DIV: 03 Willow Point-Cleanliness/Safety

Account	2014 Actuals	2015 Budget	2015 YTD Actuals As of 08/26/15	2016 Budget Requested	2016 Budget Recommended
6008006 LIFE INSURANCE	509	570	345	615	615
6008007 HEALTH INSURANCE	295,779	354,152	170,635	319,178	319,178
6008009 RETIREE HEALTH INSURANCE	208,132	235,911	114,564	165,020	165,020
6008010 DISABILITY INSURANCE	2,539	2,886	1,586	3,800	3,800
6008011 UNEMPLOYMENT INSURANCE	59	0	46	0	0
<b>0000080 Employee Benefits Totals</b>	<b>809,356</b>	<b>920,081</b>	<b>441,522</b>	<b>805,778</b>	<b>805,778</b>
<b>Exp Total for Div: 2703</b>	<b>3,117,948</b>	<b>3,738,881</b>	<b>1,777,294</b>	<b>3,660,604</b>	<b>3,690,604</b>
<b>Total for Div: 27000000</b>	<b>-3,117,062</b>	<b>-3,738,081</b>	<b>-1,776,635</b>	<b>-3,660,204</b>	<b>-3,690,204</b>

## **Willow Point Nursing Home**

### **Social Programs**

#### **Description**

The Social Work team is led by a **Senior Social Worker**. This position was developed in 2014 to assist in providing leadership and guidance to the four (4) **Social Work Assistants**. A Part Time Social Work Assistant will be added in 2016 to better serve the projected increase in short term Rehab Residents. The Senior Social Worker reports directly to the Administrator and has regular support from a contract Master of Social Work Consultant.

The Social Services staff supports residents adjusting to living at Willow Point, helping them to achieve the highest practicable quality of psychosocial, emotional and spiritual life, and arranging for services to meet these needs.

The Therapeutic Recreational Services Department is directly overseen by the Director of Therapeutic Recreational Services. The Leisure Time Activities Leaders provide an ongoing program of activities designed to meet the interests and the physical, mental, and psychosocial well-being of each resident. These programs include large and small groups and one-on-one activities involving all ages, interests and abilities. The Department is now responsible for the Volunteer Program and the contract Hair Care Services.

#### **2016 Objectives**

Enhance facility staff knowledge of social work services and how to create an effective system of referrals.

Re-orient to the MDS process and QIS survey.

Willow Point Nursing Home/Social Programs (27070104 27070304)		As of 7/7/2015			
<u>Title of Position</u>	<u>Grade/Unit</u>	<u>2014 Actuals</u>	<u>Current Authorized</u>	<u>2016 Requested</u>	<u>2016 Recommended</u>
<u>Full-Time Positions</u>					
Director Therapeutic Recreational Services	16 BAPA	1	1	1	1
Senior Social Worker Assistant	16 CSEA	1	1	1	1
Social Work Assistant	14 CSEA	4	4	4	4
Assistant Director of Activities	9 CSEA	1	0	0	0
Leisure Time Activities Leader	7 CSEA	5	6	7	7
Total Full-Time Positions		12	12	13	13
<u>Part-Time Positions</u>					
Social Work Assistant	14 CSEA	0	0	1	1
Total Part-Time Positions		0	0	1	1
Total Positions		12	12	14	14



REPORT:BP033

BROOME COUNTY GOVERNMENT  
 REVENUE AND APPROPRIATION SUMMARY  
 BY DEPARTMENT AND DIVISION

FUND: 2050 WPNH Operating  
 DEPT: 27000000 Willow Point  
 DIV: 07 Willow Point-Social Programs

Account	2014 Actuals	2015 Budget	2015 YTD Actuals As of 08/26/15	2016 Budget Requested	2016 Budget Recommended
<b>0000002 Departmental Income</b>					
5000109 CABLE TV	9,030	8,900	5,055	8,900	8,900
<b>0000002 Departmental Income Totals</b>	<b>9,030</b>	<b>8,900</b>	<b>5,055</b>	<b>8,900</b>	<b>8,900</b>
<b>Rev Total for Div: 2707</b>	<b>9,030</b>	<b>8,900</b>	<b>5,055</b>	<b>8,900</b>	<b>8,900</b>
<b>0000010 Personnel Service</b>					
6001000 SALARIES FULL-TIME	504,540	433,875	228,863	475,791	475,791
6001001 SALARIES PART-TIME	0	0	0	16,865	16,865
6001002 SALARIES TEMPORARY	14,895	0	3,387	0	0
6001003 SALARIES OVERTIME	6,754	0	6,662	5,630	5,630
6001004 SALARIES SHIFT DIFFERENTIAL	0	0	0	34	34
6001012 HOLIDAY OVERTIME PAY	573	0	331	490	490
<b>0000010 Personnel Service Totals</b>	<b>526,762</b>	<b>433,875</b>	<b>239,243</b>	<b>498,810</b>	<b>498,810</b>
<b>0000020 Equipment and Capital Outlay</b>					
6002401 OFFICE FURNITURE	0	0	0	600	600
6002503 COMPUTER EQUIPMENT	0	1,019	369	0	0
6002704 PHOTOGRAPHIC EQUIPMENT	0	300	152	0	0
<b>0000020 Equipment and Capital Outlay Totals</b>	<b>0</b>	<b>1,319</b>	<b>521</b>	<b>600</b>	<b>600</b>
<b>0000040 Contractual Expenditures</b>					
6004010 BOOKS AND SUBSCRIPTIONS	163	75	0	75	75
6004012 OFFICE SUPPLIES	272	250	0	550	550
6004030 FOOD AND BEVERAGES	741	2,000	263	2,000	2,000
6004053 RECREATIONAL AND ACTIVITY SUPP	2,988	2,200	1,633	2,750	2,750
6004055 COMPUTER SOFTWARE AND SUPPLIES	0	300	0	0	0
6004105 DUES AND MEMBERSHIPS	58	660	53	660	660
6004125 RELIGIOUS EXPENSES	3,000	3,000	1,250	3,000	3,000
6004126 RECREATIONAL AND ACTIVITY EXPE	14,265	15,080	9,585	15,080	15,080
6004131 PHOTOGRAPHIC EXPENSES	0	50	0	50	50
6004138 OTHER OPERATIONAL EXPENSES	428	475	435	475	475
6004143 TRANSPORTATION SERVICES	947	1,400	564	1,400	1,400

REPORT:BP033

BROOME COUNTY GOVERNMENT  
REVENUE AND APPROPRIATION SUMMARY  
BY DEPARTMENT AND DIVISION

FUND: 2050 WPNH Operating

DEPT: 27000000 Willow Point

DIV: 07 Willow Point-Social Programs

Account	2014 Actuals	2015 Budget	2015 YTD Actuals As of 08/26/15	2016 Budget Requested	2016 Budget Recommended
6004161 TRAVEL HOTEL AND MEALS	0	306	0	0	0
6004162 EDUCATION AND TRAINING	6,501	1,300	0	400	400
6004191 OUTSIDE RENTALS-MACHINERY	75	75	0	100	100
6004255 CONTRACTED SERVICES	7,860	5,400	3,440	5,400	5,400
6004573 OTHER FEES FOR SERVICES	4,500	5,000	2,667	5,000	5,000
6004594 LOSS ON DISPOSITION OF ASSETS	530	0	0	0	0
<b>0000040 Contractual Expenditures Totals</b>	<b>42,328</b>	<b>37,571</b>	<b>19,890</b>	<b>36,940</b>	<b>36,940</b>
<b>0000080 Employee Benefits</b>					
6008001 STATE RETIREMENT	107,580	79,088	43,870	84,250	84,250
6008002 SOCIAL SECURITY	36,530	33,192	16,601	38,161	38,161
6008004 WORKERS COMPENSATION	16,181	12,041	9,056	15,495	15,495
6008006 LIFE INSURANCE	166	180	118	210	210
6008007 HEALTH INSURANCE	116,805	135,921	72,853	147,965	147,965
6008009 RETIREE HEALTH INSURANCE	82,162	88,274	53,757	79,071	79,071
6008010 DISABILITY INSURANCE	741	858	488	1,235	1,235
6008011 UNEMPLOYMENT INSURANCE	5,094	0	229	0	0
<b>0000080 Employee Benefits Totals</b>	<b>365,259</b>	<b>349,554</b>	<b>196,972</b>	<b>366,387</b>	<b>366,387</b>
<b>Exp Total for Div: 2707</b>	<b>934,349</b>	<b>822,319</b>	<b>456,626</b>	<b>902,737</b>	<b>902,737</b>
<b>Total for Div: 27000000</b>	<b>-925,319</b>	<b>-813,419</b>	<b>-451,571</b>	<b>-893,837</b>	<b>-893,837</b>

## **Willow Point Nursing Home**

### **Ancillaries**

#### **Mission Statement**

Ancillary Programs provide an array of required rehabilitation services and programs designed to address issues of pain and debility, striving to maintain optimal functional levels.

#### **Description**

The Physical Therapy Department provides evaluations and treatments that are designed to restore and maintain the physical functions that have been lost or impaired, such as the ability to walk or stand. Techniques used include gait and balance training, manual skills and therapeutic exercise. The Department also addresses the causes of pain, wound issues, and community re-entry concerns.

The Occupational Therapy Department provides treatment and training programs designed to restore and maintain residents' ability to function independently. These abilities include activities of daily living, self-care retraining, eye-hand coordination, strength and walk tolerance, range of motion, cognitive processing and home skills. Treatments include the use of assistive and adaptive devices, orthotic and prosthetic devices, positioning, sensory stimulation, reality orientation, visual perceptual training, and therapeutic activities and exercises, activities of daily living/self-care retraining, and cognitive processing activities.

Both of these therapies are provided through a contract with Health Pro Rehabilitation.

The Speech and Language Pathologist performs evaluations of hearing and speech disorders, as well as addresses concerns with swallowing dysfunction and diet management. Therapy may be recommended to improve communication of speech and language or to provide an alternative means of communication. In-services are provided by a licensed audiologist or licensed speech-language pathologist.

The facility contracts with a Pharmacy that provides all necessary medications for each resident on a unit dose bases. Services also cover a monthly review by a Pharmacist for policy review, resident drug review, survey of stock drugs, and handling of controlled medications.

A part-time dentist is under contract to provide dental care to residents and in-service to the staff. A full dental office is maintained at Willow Point Nursing Home.

#### **2016 Objectives**

- Continue to proactively address the needs of the resident population to support maximum functional recovery;
- Operate efficiently within budget allowance to meet equipment needs;
- Operate effectively within the most current requirements of third party payors,
- Maintain productivity of line clinicians at 75% or better.
- Provide therapy services up to six times per week addressing rehabilitative need more comprehensively.

REPORT:BP033

BROOME COUNTY GOVERNMENT  
REVENUE AND APPROPRIATION SUMMARY  
BY DEPARTMENT AND DIVISION

FUND: 2050 WPNH Operating

DEPT: 27000000 Willow Point

DIV: 02 Willow Point-Ancillaries

Account	2014 Actuals	2015 Budget	2015 YTD Actuals As of 08/26/15	2016 Budget Requested	2016 Budget Recommended
<b>0000020 Equipment and Capital Outlay</b>					
6002505 HOSPITAL MEDICAL AND LAB EQUIP	0	56,516	18,597	35,100	35,100
<b>0000020 Equipment and Capital Outlay Totals</b>	<b>0</b>	<b>56,516</b>	<b>18,597</b>	<b>35,100</b>	<b>35,100</b>
<b>0000040 Contractual Expenditures</b>					
6004055 COMPUTER SOFTWARE AND SUPPLIES	41	0	0	0	0
6004062 MEDICAL LAB & CLINIC SUPPLIES	46,263	68,725	17,303	67,250	67,250
6004064 UNIT DOSAGE SNF	357,675	400,000	276,151	480,000	480,000
6004100 POSTAGE AND FREIGHT	9	0	0	0	0
6004105 DUES AND MEMBERSHIPS	200	200	0	200	200
6004123 MEDICAL HOSPITAL AND LAB EXPEN	0	0	610	2,000	2,000
6004136 OPERATIONAL EQUIPMENT REPAIRS	404	600	0	600	600
6004402 LAB SERVICES	61,892	42,000	49,489	120,000	120,000
6004405 REHAB AND THERAPY SERVICES	822,608	988,551	515,244	1,072,000	1,072,000
6004411 PHYSICIAN SERVICES	63,192	63,200	42,128	63,200	63,200
6004413 OTHER HEALTH AND MEDICAL SERVI	882	5,374	-57	0	0
6004573 OTHER FEES FOR SERVICES	62,114	51,897	37,865	99,000	99,000
6004594 LOSS ON DISPOSITION OF ASSETS	6,367	0	0	0	0
<b>0000040 Contractual Expenditures Totals</b>	<b>1,421,647</b>	<b>1,620,547</b>	<b>938,733</b>	<b>1,904,250</b>	<b>1,904,250</b>
<b>0000080 Employee Benefits</b>					
6008004 WORKERS COMPENSATION	236	2,810	18	0	0
6008009 RETIREE HEALTH INSURANCE	57,528	61,519	37,582	57,237	57,237
<b>0000080 Employee Benefits Totals</b>	<b>57,764</b>	<b>64,329</b>	<b>37,600</b>	<b>57,237</b>	<b>57,237</b>
<b>Exp Total for Div: 2702</b>	<b>1,479,411</b>	<b>1,741,392</b>	<b>994,930</b>	<b>1,996,587</b>	<b>1,996,587</b>
<b>Total for Div: 27000000</b>	<b>-1,479,411</b>	<b>-1,741,392</b>	<b>-994,930</b>	<b>-1,996,587</b>	<b>-1,996,587</b>

BROOME COUNTY GOVERNMENT  
 REVENUE AND APPROPRIATION SUMMARY  
 BY DEPARTMENT AND DIVISION

FUND: 2050 WPNH Operating  
 DEPT: 27000000 Willow Point  
 DIV: 04 Willow Point-Debt Svc

Account	2014 Actuals	2015 Budget	2015 YTD Actuals As of 08/26/15	2016 Budget Requested	2016 Budget Recommended
<b>0000007 Misc Interfund Revenues</b>					
5000532 PREMIUM & ACCRUED INT ON OBLIG	20,068	0	19,858	0	0
<b>0000007 Misc Interfund Revenues Totals</b>	<b>20,068</b>	<b>0</b>	<b>19,858</b>	<b>0</b>	<b>0</b>
<b>0000009 Federal Aid</b>					
5000952 ARRA DEBT REIMBURSEMENT	11,148	11,149	5,569	11,137	11,137
<b>0000009 Federal Aid Totals</b>	<b>11,148</b>	<b>11,149</b>	<b>5,569</b>	<b>11,137</b>	<b>11,137</b>
<b>Rev Total for Div: 2704</b>	<b>31,216</b>	<b>11,149</b>	<b>25,427</b>	<b>11,137</b>	<b>11,137</b>
<b>0000040 Contractual Expenditures</b>					
6004504 OTHER FINANCIAL SERVICES	724	1,162	602	1,074	1,074
<b>0000040 Contractual Expenditures Totals</b>	<b>724</b>	<b>1,162</b>	<b>602</b>	<b>1,074</b>	<b>1,074</b>
<b>0000060 Principal on Indebtedness</b>					
6006000 PRINCIPAL ON SERIAL BONDS	0	127,531	0	131,841	131,841
6006001 PRINCIPAL ON BANS	0	250,882	0	294,706	294,706
<b>0000060 Principal on Indebtedness Totals</b>	<b>0</b>	<b>378,413</b>	<b>0</b>	<b>426,547</b>	<b>426,547</b>
<b>0000070 Interest on Indebtedness</b>					
6007000 INTEREST ON SERIAL BONDS	69,384	62,963	32,589	58,109	58,109
6007001 INTEREST ON BANS	24,737	25,405	25,404	32,555	32,555
<b>0000070 Interest on Indebtedness Totals</b>	<b>94,121</b>	<b>88,368</b>	<b>57,993</b>	<b>90,664</b>	<b>90,664</b>
<b>Exp Total for Div: 2704</b>	<b>94,845</b>	<b>467,943</b>	<b>58,595</b>	<b>518,285</b>	<b>518,285</b>

REPORT:BP033

BROOME COUNTY GOVERNMENT  
REVENUE AND APPROPRIATION SUMMARY  
BY DEPARTMENT AND DIVISION

FUND: 2050 WPNH Operating  
DEPT: 27000000 Willow Point  
DIV: 04 Willow Point-Debt Svc

Account	2014 Actuals	2015 Budget	2015 YTD Actuals As of 08/26/15	2016 Budget Requested	2016 Budget Recommended
Total for Div: 27000000	-63,629	-456,794	-33,168	-507,148	-507,148

REPORT:BP033

BROOME COUNTY GOVERNMENT  
REVENUE AND APPROPRIATION SUMMARY  
BY DEPARTMENT AND DIVISION

FUND: 2050 WPNH Operating

DEPT: 27000000 Willow Point

DIV: 09 Willow Point-Intergovt Transfers

Account	2014 Actuals	2015 Budget	2015 YTD Actuals As of 08/26/15	2016 Budget Requested	2016 Budget Recommended
0000007 Misc Interfund Revenues					
5000567 IGT REVENUE	14,661,691	6,032,231	0	5,473,487	4,546,743
0000007 Misc Interfund Revenues Totals	14,661,691	6,032,231	0	5,473,487	4,546,743
Rev Total for Div: 2709	14,661,691	6,032,231	0	5,473,487	4,546,743
Total for Div: 27000000	14,661,691	6,032,231	0	5,473,487	4,546,743

REPORT:BP033

BROOME COUNTY GOVERNMENT  
 REVENUE AND APPROPRIATION SUMMARY  
 BY DEPARTMENT AND DIVISION

FUND: 2050 WPNH Operating  
 DEPT: 27000000 Willow Point  
 DIV: 09 Willow Point-Intergovt Transfers

Account	2014 Actuals	2015 Budget	2015 YTD Actuals As of 08/26/15	2016 Budget Requested	2016 Budget Recommended
Total for Dept: 27000000	7,519,465	-173,469	-1,663,648	-139	0

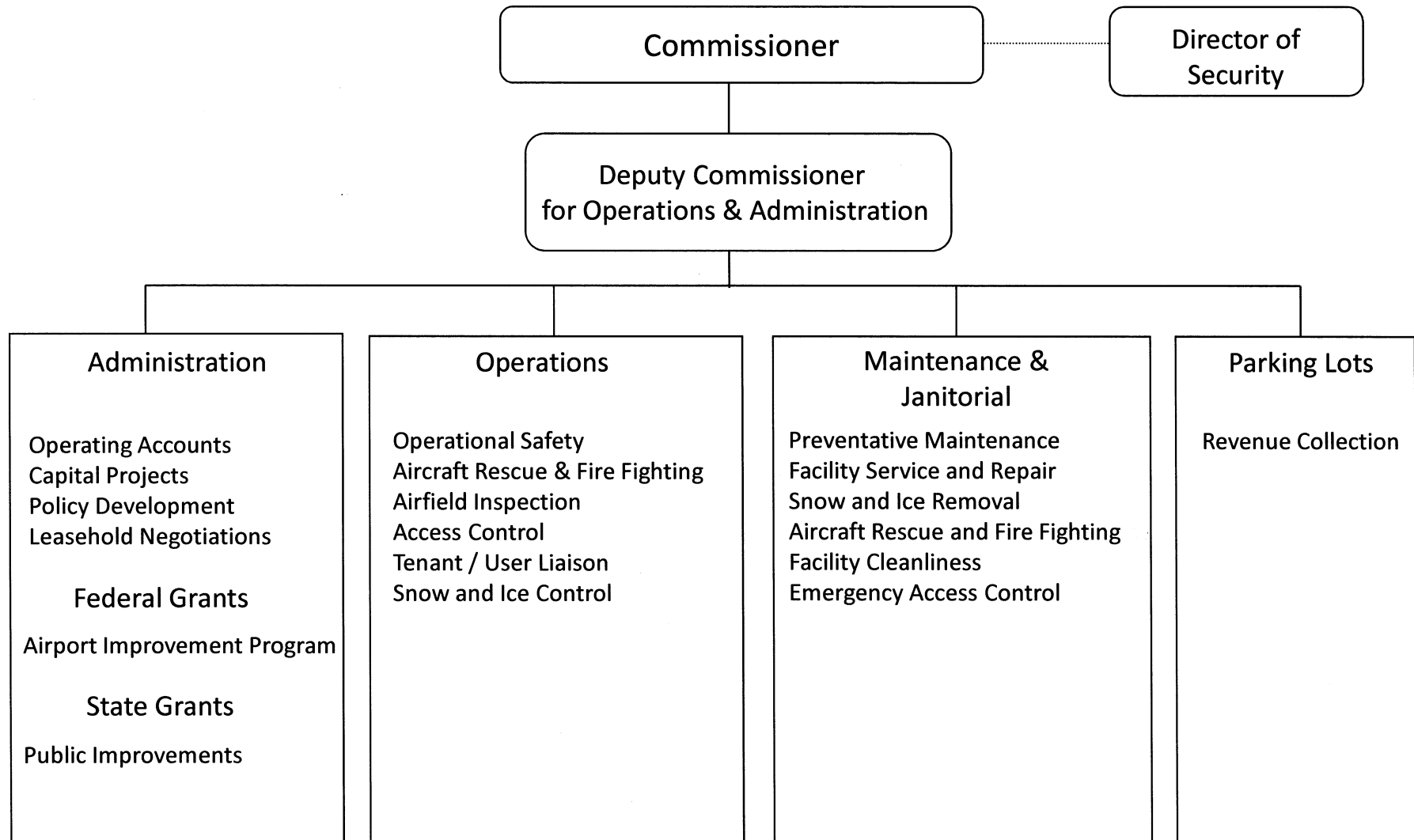




## Transportation

<u>Department/Division</u>	<u>Page</u>
Aviation	286
Highways	
County Roads	294
Road Machinery	303
Public Transportation (Transit)	308

# Aviation



## **Aviation**

### **Mission Statement**

We are committed to being your airport of choice by creating the ultimate airport customer experience.

BGM strives to be a regional economic partner dedicated to providing exceptional value to our customers and the community through convenient transportation services and modern facilities that consistently exceed expectations.

### **Description**

The operation of the airport is provided for in Article X of the Broome County Charter. The airport is regulated by the Federal Aviation Administration and the Transportation Security Administration under Title 14 of the code of Federal Regulations, as well as various other state and federal authorities involving safety, environmental, and funding concerns.

The Department maintains two intersecting runways, twelve taxiways, three aircraft aprons, and all required lighting/signage. The department also maintains; a 74,000 square foot passenger terminal, three large aircraft hangars, 20 T-hangars, a 7,500 square foot aircraft/rescue/fire-fighting facility, a 24,000 square foot maintenance building, and a 70,000 gallon fuel farm. Additionally the Department is responsible for the roadway serving the facility, water /sewer services, and a total of 900 parking spaces in the public, car rental, and employee parking lots.

Three (3) airlines (Delta Connection, United Express, and US Airways Express) currently provide service at the airport and their activities are complimented by FAA Air Traffic and Facilities Office, a

Transportation Security Administration Office, a Civil Air Patrol office, United States Customs and Border Patrol Office, three (3) car rental agencies, a restaurant, ground transportation services, National Weather Service Office, and First Air - a provider of general/business aviation services.

### **2016 Budget Objectives**

- To meet and maintain our high standards of providing a safe, secure and efficient air transportation facility;
- Continue our program that is focused on preparing designated airport property for aeronautical and non-aeronautical business development. We shall also aggressively pursue new airport tenants to ensure long term airport budget stability and affordable operating rates for the airport users;
- To maintain and build upon the current level of commercial air service and passenger traffic through air service/airport marketing campaigns to ensure that the services provided at our facility meet the needs of the community and promote the use of the Greater Binghamton Airport;
- Focus on non-traditional sources of revenue, land development, terminal advertising, non-airline tenants

### **2016 Budget Highlights**

- Funding of appropriations for airport marketing and air service development activities with an emphasis on new air service through SCASD grant
- Achieve personnel efficiencies through retirements and shared services with other Departments.
- Continuation of the US Customs program through the support of the Industrial Development Agency
- Re-evaluation of Debt Service Program

## Aviation (28010005)

<u>Title of Position</u>	<u>Grade/Unit</u>	<u>2014 Actuals</u>	<u>As of 7/7/2015 Current Authorized</u>	<u>2016 Requested</u>	<u>2016 Recommended</u>
<u>Full-Time Positions</u>					
Commissioner of Aviation	H Admin	1	1	1	1
Deputy Commissioner of Aviation for Finance	F Admin	1	0	0	0
Deputy Commissioner of Aviation for Operations & Admin	E Admin	1	1	1	1
Senior Operations Specialist	17 CSEA	1	1	1	1
Airport Maintenance Supervisor	16 BAPA	1	1	1	1
Airport Parking Manager	9 BAPA	1	1	1	1
Airport Operations Specialist/Trainee	15/14 CSEA	4	4	4	4
Airport Equipment Mechanic	14 CSEA	1	1	1	1
Airport Maintenance Mechanic	11 CSEA	6	6	6	6
Account Clerk	7 CSEA	1	1	1	1
Airport Custodial Worker	7 CSEA	3	3	3	3
Total Full-Time Positions		21	20	20	20
<u>Part-Time Positions</u>					
Keyboard Specialist	8 CSEA	1	0	0	0
Airport Parking Attendant	6 CSEA	2	2	2	2
Total Part-Time Positions		3	2	2	2
Total Positions		24	22	22	22

BROOME COUNTY GOVERNMENT  
 REVENUE AND APPROPRIATION SUMMARY BY DEPARTMENT

FUND: 2010 Aviation Operating  
 DEPT: 28000000 Aviation

Account	2014 Actuals	2015 Budget	2015 YTD Actuals As of 08/26/15	2016 Budget Requested	2016 Budget Recommended
<b>0000002 Departmental Income</b>					
5000126 FARES & FEES	108,317	130,000	78,615	120,000	120,000
5000129 RENTAL CAR CONCESSION FEES	393,198	425,000	220,635	390,000	390,000
5000130 RESTAURANT/LOUNGE CONCESSION F	0	0	0	500	500
5000133 ADVERTISING FEES	54,596	50,000	28,963	50,000	50,000
5000136 SPACE RENTAL-AIRLINES	980,178	1,035,572	570,692	1,014,700	1,014,700
5000137 SPACE RENTAL-OTHER	162,733	187,687	92,869	160,120	160,120
5000139 MISC TERMINAL AREA INCOME	7,444	6,520	3,260	6,589	6,589
5000140 LANDING FEES - SIGNATORY	236,687	312,817	107,776	321,750	321,750
5000141 LANDING FEES - NON-SIGNATORY	19,891	20,720	6,439	20,000	20,000
5000142 FUEL FLOWAGE FEE	23,618	26,500	4,227	26,500	26,500
5000144 HANGAR RENTAL	252,780	284,700	150,311	282,758	282,758
5000145 HANGAR TAX REIMBURSEMENT	68,565	74,000	19,757	76,220	76,220
5000146 AIRCRAFT T-HANGAR RENTAL	39,000	45,600	19,600	46,440	46,440
5000149 SERVICE CTR/STORAGE/WASH RACK	28,523	39,100	15,012	57,600	57,600
5000195 FACILITY RENTALS	5,100	5,400	174	8,400	8,400
5000196 GROUND RENTALS	33,497	32,554	16,157	32,851	32,851
5000197 PARKING OPER CONCESSIONS	802,113	996,006	519,494	885,600	885,600
5000201 MISC ADMIN AND OTHER INCOME	11,026	6,500	764	6,500	6,500
5000333 OTHER DEPARTMENTAL CHARGEBACK	48,241	53,538	0	0	0
5000428 OTHER CHARGES	2,867	2,500	548	3,550	3,550
<b>0000002 Departmental Income Total</b>	<b>3,278,374</b>	<b>3,734,714</b>	<b>1,855,293</b>	<b>3,510,078</b>	<b>3,510,078</b>
<b>0000003 Use of Money</b>					
5000451 INTEREST AND EARNINGS	688	850	241	430	430
5000460 RENTAL OF REAL PROPERTY INDIVI	28,480	17,000	7,800	22,100	22,100
5000470 VENDING MACHINE	270	1,100	0	300	300
<b>0000003 Use of Money Total</b>	<b>29,438</b>	<b>18,950</b>	<b>8,041</b>	<b>22,830</b>	<b>22,830</b>
<b>0000007 Misc Interfund Revenues</b>					
5000532 PREMIUM & ACCRUED INT ON OBLIG	43,306	0	35,225	0	0
5000537 PASSENGER FACILITIES CHARGES	319,932	16,400	16,400	16,400	16,400
5000539 CONSOLIDATED FACILITIES CHARGE	127,358	129,692	124,958	136,930	136,930
5000562 TRANSFER FROM GENERAL FUND	598,637	249,575	249,575	296,036	296,036
5000570 EARNINGS ON TEMPORARY INVESTME	2,423	0	0	0	0
<b>0000007 Misc Interfund Revenues Total</b>	<b>1,091,656</b>	<b>395,667</b>	<b>426,158</b>	<b>449,366</b>	<b>449,366</b>

REPORT:BP032

BROOME COUNTY GOVERNMENT  
REVENUE AND APPROPRIATION SUMMARY BY DEPARTMENT

FUND: 2010 Aviation Operating

DEPT: 28000000 Aviation

Account	2014 Actuals	2015 Budget	2015 YTD Actuals As of 08/26/15	2016 Budget Requested	2016 Budget Recommended
<b>0000008 State Aid</b>					
5000806 CAPITAL PROJECTS	0	0	12,073	0	0
5000851 AIRPORT STATE AID-CAPITAL PROJ	520,967	0	0	0	0
<b>0000008 State Aid Total</b>	<b>520,967</b>	<b>0</b>	<b>12,073</b>	<b>0</b>	<b>0</b>
<b>0000009 Federal Aid</b>					
5000920 AIRPORT - CAPITAL PROJECTS	2,827,886	0	0	0	0
5000952 ARRA DEBT REIMBURSEMENT	28,327	28,232	8,129	28,202	28,202
<b>0000009 Federal Aid Total</b>	<b>2,856,213</b>	<b>28,232</b>	<b>8,129</b>	<b>28,202</b>	<b>28,202</b>
<b>Rev Totals for Dept: 28000000</b>	<b>7,776,648</b>	<b>4,177,563</b>	<b>2,309,694</b>	<b>4,010,476</b>	<b>4,010,476</b>
<b>0000010 Personnel Service</b>					
6001000 SALARIES FULL-TIME	989,942	989,104	481,905	932,014	932,014
6001001 SALARIES PART-TIME	44,613	45,863	28,692	46,654	46,654
6001002 SALARIES TEMPORARY	34,646	35,490	28,351	56,778	56,778
6001003 SALARIES OVERTIME	140,586	110,000	88,384	110,000	110,000
6001004 SALARIES SHIFT DIFFERENTIAL	5,546	6,235	3,819	6,235	6,235
6001008 STAND-BY PAY	13,877	19,000	12,753	19,000	19,000
6001009 OTHER PERSONNEL SERVICES	8,598	8,500	5,813	8,500	8,500
<b>0000010 Personnel Service Totals</b>	<b>1,237,808</b>	<b>1,214,192</b>	<b>649,717</b>	<b>1,179,181</b>	<b>1,179,181</b>
<b>0000040 Contractual Expenditures</b>					
6004000 MAT & SUPPLIES-SURFACE TREAT	0	0	0	10,000	10,000
6004001 MAT & SUPPLIES-SIGNS & POSTS	0	0	0	20,000	20,000
6004002 MAT & SUPPLIES-PAINT	-273	0	0	0	0
6004005 SNOW REMOVAL MATERIALS & SUPPL	81,169	96,000	26,653	85,000	85,000
6004010 BOOKS AND SUBSCRIPTIONS	5,190	1,000	673	625	625
6004012 OFFICE SUPPLIES	1,475	1,500	951	1,500	1,500
6004021 BLDG MAINTENANCE SUPPLIES	19,135	18,000	14,259	16,000	16,000
6004022 FUEL AND HEATING SUPPLIES	221,158	178,200	66,244	127,850	127,850
6004023 BLDG AND GROUNDS SUPPLIES	52,661	31,819	34,036	40,500	40,500
6004030 FOOD AND BEVERAGES	819	1,000	925	500	500

REPORT:BP032

BROOME COUNTY GOVERNMENT  
REVENUE AND APPROPRIATION SUMMARY BY DEPARTMENT

FUND: 2010 Aviation Operating  
DEPT: 28000000 Aviation

Account	2014 Actuals	2015 Budget	2015 YTD Actuals As of 08/26/15	2016 Budget Requested	2016 Budget Recommended
6004040 MOTOR EQUIPMENT SUPPLIES	30,040	32,000	16,259	29,500	29,500
6004045 TRAINING AND EDUCATIONAL SUPPL	1,230	350	0	350	350
6004046 GAS OIL GREASE AND DIESEL FUEL	62,089	63,725	36,996	58,650	58,650
6004047 TIRES AND TUBES	0	6,000	871	6,000	6,000
6004048 MISC OPERATIONAL SUPPLIES	14,026	14,100	19,997	15,504	15,504
6004052 UNIFORMS	3,312	4,100	1,938	4,200	4,200
6004054 SAFETY SUPPLIES	1,806	600	325	600	600
6004055 COMPUTER SOFTWARE AND SUPPLIES	8,349	370	51	0	0
6004056 COMPUTER EQUIPMENT(NON CAPITAL	437	0	0	0	0
6004100 POSTAGE AND FREIGHT	859	400	226	900	900
6004101 TELEPHONE	988	1,317	618	1,400	1,400
6004105 DUES AND MEMBERSHIPS	5,480	5,125	4,810	5,125	5,125
6004111 BUILDING AND LAND RENTAL	98,744	89,623	59,748	89,622	89,622
6004112 BLDG GROUNDS AND EQUIP REPAIR	30,264	22,000	40,687	22,000	22,000
6004113 WATER AND SEWAGE CHARGES	76,111	80,000	26,701	80,000	80,000
6004114 HEATING AND AIR COND PLANT EXP	6,917	6,000	3,484	8,000	8,000
6004115 ELECTRIC CURRENT	226,990	186,300	132,202	225,940	225,940
6004116 TAXES	97,951	105,222	28,224	108,379	108,379
6004117 BUILDING AND GROUNDS EXPENSES	29,357	26,950	25,743	36,750	36,750
6004130 MOTOR EQUIP REPAIRS AND MAINT	250	1,000	225	1,000	1,000
6004133 UNIFORM AND CLOTHING ALLOWANCE	0	500	146	0	0
6004136 OPERATIONAL EQUIPMENT REPAIRS	919	3,600	919	3,500	3,500
6004137 ADVERTISING AND PROMOTION EXPE	64,524	50,000	8,396	50,000	50,000
6004138 OTHER OPERATIONAL EXPENSES	42,210	30,500	41,723	28,503	28,503
6004139 Trust Account Outflows	12,855	0	0	0	0
6004146 SUBCONTRACTED PROGRAM EXPENSE	132,119	137,505	96,569	134,438	134,438
6004147 OTHER PROGRAM EXPENSE	0	37,078	27,795	10,000	10,000
6004160 MILEAGE AND PARKING-LOCAL	685	300	5	300	300
6004161 TRAVEL HOTEL AND MEALS	8,373	6,000	2,521	6,000	6,000
6004162 EDUCATION AND TRAINING	7,619	8,900	6,455	9,600	9,600
6004165 ADVISORY BD/TRUSTEES EXPENSES	1,816	1,672	1,104	1,700	1,700
6004196 COPYING MACHINE RENTALS	704	2,700	1,319	2,700	2,700
6004255 CONTRACTED SERVICES	0	0	0	10,000	10,000
6004504 OTHER FINANCIAL SERVICES	15,944	19,942	10,536	17,719	17,719
6004580 BAD DEBT EXPENSE	19,145	0	0	0	0
<b>0000040 Contractual Expenditures Totals</b>	<b>1,383,447</b>	<b>1,271,398</b>	<b>740,334</b>	<b>1,270,355</b>	<b>1,270,355</b>
<b>0000041 Chargeback Expenses</b>					
6004602 INSURANCE PREMIUM CHARGEBACK	98,742	115,375	57,688	115,181	115,181
6004604 DPW SECURITY CHARGEBACKS	95,163	95,163	47,582	108,173	108,173
6004614 OTHER CHARGEBACK EXPENSES	1,060	820	916	970	970



REPORT:BP032

BROOME COUNTY GOVERNMENT  
REVENUE AND APPROPRIATION SUMMARY BY DEPARTMENT

FUND: 2010 Aviation Operating

DEPT: 28000000 Aviation

Account	2014 Actuals	2015 Budget	2015 YTD Actuals As of 08/26/15	2016 Budget Requested	2016 Budget Recommended
6004619 BUILDING SERVICE CHARGEBACK	5,435	10,000	2,759	10,000	10,000
6004634 Indirect Costs - Excess of Bud	270,250	0	0	0	0
<b>0000041 Chargeback Expenses Totals</b>	<b>470,650</b>	<b>221,358</b>	<b>108,945</b>	<b>234,324</b>	<b>234,324</b>
<b>0000042 Depreciation</b>					
6004801 DEPRECIATION - BUILDINGS	1,268,673	0	0	0	0
6004803 DEPRECIATION - IMPROV O/T BLDG	2,586,134	0	0	0	0
6004804 DEPRECIATION - MOTOR VEHICLES	93,104	0	0	0	0
6004805 DEPRECIATION - MACHINERY & EQU	18,230	0	0	0	0
<b>0000042 Depreciation Totals</b>	<b>3,966,141</b>	<b>0</b>	<b>0</b>	<b>0</b>	<b>0</b>
<b>0000060 Principal on Indebtedness</b>					
6006000 PRINCIPAL ON SERIAL BONDS	0	263,673	0	273,243	273,243
6006001 PRINCIPAL ON BANS	0	255,384	0	183,709	183,709
<b>0000060 Principal on Indebtedness Totals</b>	<b>0</b>	<b>519,057</b>	<b>0</b>	<b>456,952</b>	<b>456,952</b>
<b>0000070 Interest on Indebtedness</b>					
6007000 INTEREST ON SERIAL BONDS	111,479	150,341	44,965	139,136	139,136
6007001 INTEREST ON BANS	3,423	53,750	18,702	57,746	57,746
6007005 INTEREST ON CAPITAL LEASE	161	0	0	0	0
<b>0000070 Interest on Indebtedness Totals</b>	<b>115,063</b>	<b>204,091</b>	<b>63,667</b>	<b>196,882</b>	<b>196,882</b>
<b>0000080 Employee Benefits</b>					
6008001 STATE RETIREMENT	248,992	235,786	120,255	201,602	201,602
6008002 SOCIAL SECURITY	89,496	92,886	46,296	90,207	90,207
6008004 WORKERS COMPENSATION	17,306	14,139	7,070	8,340	8,340
6008006 LIFE INSURANCE	334	345	218	330	330
6008007 HEALTH INSURANCE	259,200	290,201	159,497	252,168	252,168
6008008 OPEB - HEALTH INSURANCE	42,048	0	0	0	0
6008009 RETIREE HEALTH INSURANCE	129,832	117,747	79,948	118,425	118,425
6008010 DISABILITY INSURANCE	1,309	1,404	871	1,710	1,710
6008013 HEALTH INS - RETIRE INCENTIVE	295	0	0	0	0
<b>0000080 Employee Benefits Totals</b>	<b>788,812</b>	<b>752,508</b>	<b>414,155</b>	<b>672,782</b>	<b>672,782</b>

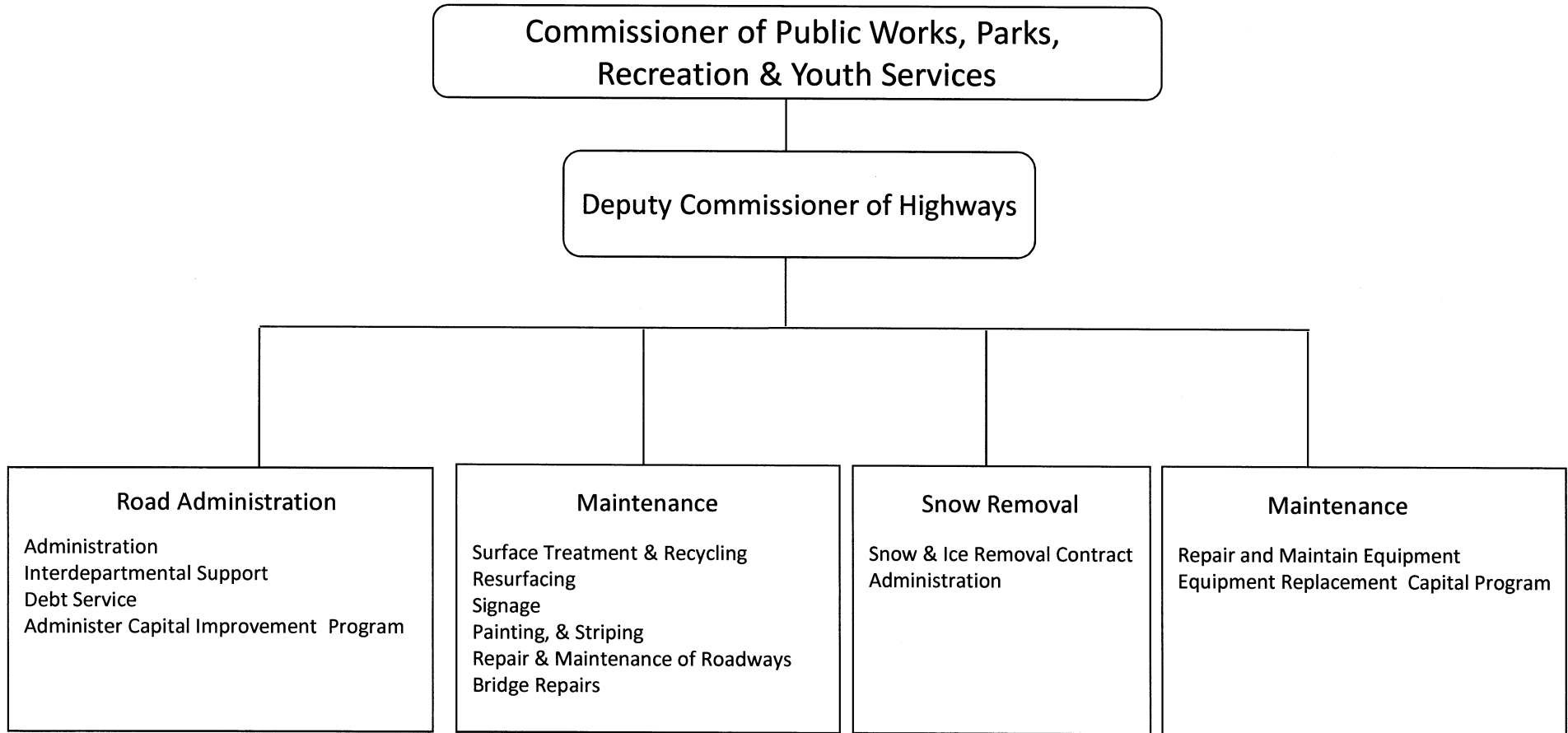
REPORT:BP032

BROOME COUNTY GOVERNMENT  
REVENUE AND APPROPRIATION SUMMARY BY DEPARTMENT

FUND: 2010 Aviation Operating  
DEPT: 28000000 Aviation

Account	2014 Actuals	2015 Budget	2015 YTD Actuals As of 08/26/15	2016 Budget Requested	2016 Budget Recommended
Exp Totals for Dept: 28000000	7,961,921	4,182,604	1,976,818	4,010,476	4,010,476
Total for Dept: 28000000	-185,273	-5,041	332,876	0	0

# Highway



## **Public Works, Parks, Recreation & Youth Services Highways (County Roads)**

### **Mission Statement**

To provide a highway road system allowing the transportation of people and goods throughout the County, in a cost effective, efficient and professional manner, enhancing community growth, economic well-being and quality of life.

### **Description**

Responsible for the maintenance and up-keep of 343.24 centerline miles of roads. The Highway Division, in conjunction with the Engineering Division, are also responsible for maintaining 105 bridges with spans of twenty (20) feet or more, 130 culverts with diameters ranging from five (5) to twenty (20) feet and 3,500 culverts with diameters of five (5) feet or less. This involves the inspection and evaluation of County roads and bridges, and planning, reconstruction, repair, and maintenance projects.

The Highway Division is responsible for the administration, operation and maintenance of highway bridge and capital projects; this includes road widening and straightening, resurfacing and patching of existing County roads to ensure that maintenance is at required standards and safety levels. Emphasis is also placed on snow and ice control. In case of natural disasters, the division also assists other local municipalities with specialized equipment and expertise.

Revenues attributed to the operation of County Highway Division County Road fund are derived primarily from the sale of supplies

such as road signs, sand/salt mix to other local governments, and highway work permit fees for work completed by utility companies and others in highway right-of-way. State Aid revenues fund the highway operating and capital aid under the State Consolidated Local Highway Assistance Program (CHIPS). An interfund transfer from the general fund is received to balance the Highway Division County Road Fund.

### **2016 Objectives**

- Continue to develop and implement an annual highway maintenance program that will ensure preservation of the existing system at an acceptable level of service and standard of construction and extend the useful life of the existing system.
- In-house design/construction/reconstruction of County highways, as required, utilizing County forces, to conform to acceptable standards of service and construction in accordance with American Association of State Highway and Transportation Officials (AASHTO) Geometric Design and NYSDOT Standard Specifications.
- Rehabilitation of guiderail system to NYSDOT Standards, 40,000 feet of various Broome County roads.
- Preserve the load capacity of County bridges and improve/replace unsafe or inadequate structures in accordance with American Association of State Highway and Transportation Officials (AASHTO) Geometric Design and NYSDOT Geometric Design Policy for Bridges.
- Rehabilitate and stabilize approximately two hundred (200) miles of highway shoulders annually.

- Resurface and/or provide surface treatment, truing, leveling and resurfacing to County highways as required, per industry standard and Broome County ten year policy. Approximately thirty five miles.
- Provide effective 24 hour a day snow and ice control for County roads during the winter season and maintain contracts with various towns for snowplowing and ice control per NYS 24 hour bare road policy.
- Develop a bridge cleaning and maintenance program for County bridges.
- Ensure that legible pavement markings are provided along County highways per the Manual of Uniform Traffic Control Devices.
- Ensure clear sight lines by cutting grass, trees and brush along approximately 700 miles of County right-of-way in accordance with Section 102 of NYS Highway Law.
- Review requests and issue permits for work within right-of-ways by utilities and contractors. This amounts to approximately 80 permits annually.

### **2016 Budget Highlights**

- Maintain safety and condition of County highway system with limited funds.

Public Works, Parks, Recreation & Youth Services (29010205)  
Highways(County Roads)

<u>Title of Position</u>	<u>Grade/Unit</u>	2014 <u>Actuals</u>	As of 7/7/2015 Current <u>Authorized</u>	2016 <u>Requested</u>	2016 <u>Recommended</u>
<b><u>Full-Time Positions</u></b>					
Deputy Commissioner of Public Works/Highway	F Admin	1	1	1	1
Management Associate*	AFSCME	1	1	1	1
Assistant General Highway Supervisor	AFSCME	2	2	2	2
Highway Crew Supervisor	AFSCME	5	5	5	5
Paint Crew Supervisor - DPW	AFSCME	1	1	1	1
Painter - DPW	AFSCME	2	2	2	2
Public Works Office Assistant	AFSCME	2	1	1	1
Highway Clerk	AFSCME	0	1	1	1
Carpenter	AFSCME	1	1	1	1
Assistant Carpenter	AFSCME	1	1	1	1
Laborer **	AFSCME	3	3	3	3
Motor Equipment Operator III	AFSCME	10	10	10	10
Motor Equipment Operator II	AFSCME	18	18	18	18
Motor Equipment Operator I	AFSCME	12	12	12	12
<b>Total Full-Time Positions</b>		<b>59</b>	<b>59</b>	<b>59</b>	<b>59</b>
<b><u>Part-Time Positions</u></b>					
None					
<b>Total Part-Time Positions</b>		<b>0</b>	<b>0</b>	<b>0</b>	<b>0</b>
<b>Total Positions</b>		<b>59</b>	<b>59</b>	<b>59</b>	<b>59</b>

\* One position unfunded since 2012

\*\*One position unfunded since 2012

REPORT:BP033

BROOME COUNTY GOVERNMENT  
REVENUE AND APPROPRIATION SUMMARY  
BY DEPARTMENT AND DIVISION

FUND: 3120 County Road Operating  
DEPT: 29000000 Highway  
DIV: 01 Highway-County Roads

Account	2014 Actuals	2015 Budget	2015 YTD Actuals As of 08/26/15	2016 Budget Requested	2016 Budget Recommended
29000000 Highway					
0000002 Departmental Income					
5000214 ROADWAY USE FEES	10,772	35,000	21,456	35,000	35,000
5000333 OTHER DEPARTMENTAL CHARGEBACK	23,538	20,000	22,979	20,000	20,000
5000426 MISCELLANEOUS	415	0	0	0	0
5000429 SALE OF SUPPLIES TO OTHER GOVT	20,384	10,000	14,924	10,000	10,000
0000002 Departmental Income Totals	55,109	65,000	59,359	65,000	65,000
0000003 Use of Money					
5000451 INTEREST AND EARNINGS	1,918	3,300	850	1,670	1,670
5000462 RENTAL OF EQUIPMENT OTHER GOVT	34,360	20,000	383	20,000	20,000
0000003 Use of Money Totals	36,278	23,300	1,233	21,670	21,670
0000006 Sale of Prop and Comp for Loss					
5000516 MINOR SALES - PUBLIC WORKS	13,211	4,000	3,225	4,000	4,000
0000006 Sale of Prop and Comp for Loss Totals	13,211	4,000	3,225	4,000	4,000
0000007 Misc Interfund Revenues					
5000530 REFUNDS OF PRIOR YEARS EXPENDI	5,496	0	3,286	0	0
5000533 UNCLASSIFIED REVENUES	1,870	1,500	0	1,500	1,500
5000534 TRANSFER FROM INSURANCE RESERV	12,658	12,117	32,813	0	0
5000562 TRANSFER FROM GENERAL FUND	5,391,864	6,644,028	6,644,028	6,769,718	6,769,718
5000563 TRANSFER FROM CAPITAL FUND	711	0	0	0	0
5000569 TRANSFER - DEBT SERVICE FUND	905,434	695,000	862,693	850,000	850,000
5000580 UNUSED CAPITAL FUND	398,888	0	19,662	0	0
0000007 Misc Interfund Revenues Totals	6,716,921	7,352,645	7,562,482	7,621,218	7,621,218
0000008 State Aid					
5000846 CONSOLIDATED HIGHWAY AID	2,707,307	2,145,178	170	2,505,786	2,505,786
0000008 State Aid Totals	2,707,307	2,145,178	170	2,505,786	2,505,786
0000009 Federal Aid					
5000901 FEDERAL AID - OTHER	172,834	0	0	0	0
5000952 ARRA DEBT REIMBURSEMENT	127,421	127,433	63,648	127,296	127,296

BROOME COUNTY GOVERNMENT  
 REVENUE AND APPROPRIATION SUMMARY  
 BY DEPARTMENT AND DIVISION

FUND: 3120 County Road Operating  
 DEPT: 29000000 Highway  
 DIV: 01 Highway-County Roads

Account	2014 Actuals	2015 Budget	2015 YTD Actuals As of 08/26/15	2016 Budget Requested	2016 Budget Recommended
<b>0000009 Federal Aid Totals</b>	<b>300,255</b>	<b>127,433</b>	<b>63,648</b>	<b>127,296</b>	<b>127,296</b>
<b>Rev Total for Div: 2901</b>	<b>9,829,081</b>	<b>9,717,556</b>	<b>7,690,117</b>	<b>10,344,970</b>	<b>10,344,970</b>
<b>0000010 Personnel Service</b>					
6001000 SALARIES FULL-TIME	2,744,616	2,737,664	1,672,442	2,752,648	2,752,648
6001002 SALARIES TEMPORARY	24,439	0	11,565	0	0
6001003 SALARIES OVERTIME	203,980	150,000	170,655	150,000	150,000
6001004 SALARIES SHIFT DIFFERENTIAL	9,254	10,000	6,257	10,000	10,000
6001006 OUT OF TITLE PAY	17,629	13,000	11,270	13,000	13,000
6001009 OTHER PERSONNEL SERVICES	12,600	12,825	12,375	12,825	12,825
<b>0000010 Personnel Service Totals</b>	<b>3,012,518</b>	<b>2,923,489</b>	<b>1,884,564</b>	<b>2,938,473</b>	<b>2,938,473</b>
<b>0000020 Equipment and Capital Outlay</b>					
6002201 ROADS	171,506	0	0	0	0
<b>0000020 Equipment and Capital Outlay Totals</b>	<b>171,506</b>	<b>0</b>	<b>0</b>	<b>0</b>	<b>0</b>
<b>0000040 Contractual Expenditures</b>					
6004000 MAT & SUPPLIES-SURFACE TREAT	348,967	400,000	310,308	400,000	400,000
6004001 MAT & SUPPLIES-SIGNS & POSTS	17,370	15,000	7,391	15,000	15,000
6004002 MAT & SUPPLIES-PAINT	66,410	70,000	68,456	70,000	70,000
6004003 MAT & SUPPLIES-GUIDE RAILS	29,942	30,000	0	30,000	30,000
6004004 MATERIAL & SUPPLIES-OTHER	114,656	80,000	97,133	80,000	80,000
6004005 SNOW REMOVAL MATERIALS & SUPPL	816,335	450,000	587,176	450,000	450,000
6004010 BOOKS AND SUBSCRIPTIONS	277	0	0	0	0
6004012 OFFICE SUPPLIES	1,762	1,350	1,273	1,350	1,350
6004022 FUEL AND HEATING SUPPLIES	24,566	25,000	27,243	35,000	35,000
6004030 FOOD AND BEVERAGES	636	0	0	0	0
6004046 GAS OIL GREASE AND DIESEL FUEL	17,557	0	0	0	0
6004048 MISC OPERATIONAL SUPPLIES	692	0	0	0	0
6004052 UNIFORMS	3,283	2,500	1,935	2,500	2,500
6004054 SAFETY SUPPLIES	9,792	7,000	4,741	7,000	7,000
6004055 COMPUTER SOFTWARE AND SUPPLIES	0	500	4,454	0	0



REPORT:BP033

BROOME COUNTY GOVERNMENT  
REVENUE AND APPROPRIATION SUMMARY  
BY DEPARTMENT AND DIVISION

FUND: 3120 County Road Operating  
DEPT: 29000000 Highway  
DIV: 01 Highway-County Roads

Account	2014 Actuals	2015 Budget	2015 YTD Actuals As of 08/26/15	2016 Budget Requested	2016 Budget Recommended
6004056 COMPUTER EQUIPMENT(NON CAPITAL	487	0	0	0	0
6004105 DUES AND MEMBERSHIPS	300	0	300	0	0
6004113 WATER AND SEWAGE CHARGES	3,462	2,000	2,890	3,500	3,500
6004115 ELECTRIC CURRENT	43,389	40,000	20,475	30,000	30,000
6004116 TAXES	45	400	38	400	400
6004117 BUILDING AND GROUNDS EXPENSES	2,834	4,500	1,523	4,500	4,500
6004138 OTHER OPERATIONAL EXPENSES	4,685	33,560	17,726	18,320	18,320
6004162 EDUCATION AND TRAINING	0	0	100	0	0
6004191 OUTSIDE RENTALS-MACHINERY	25,626	63,455	26,923	63,455	63,455
6004196 COPYING MACHINE RENTALS	471	2,000	936	2,000	2,000
6004200 PROPERTY LOSS	0	11,868	5,703	0	0
6004203 INSURANCE CLAIMS	4,051	250	2,297	0	0
6004413 OTHER HEALTH AND MEDICAL SERVI	1,462	1,661	0	1,661	1,661
6004504 OTHER FINANCIAL SERVICES	6,884	13,276	6,884	12,269	12,269
<b>0000040 Contractual Expenditures Totals</b>	<b>1,545,941</b>	<b>1,254,320</b>	<b>1,195,905</b>	<b>1,226,955</b>	<b>1,226,955</b>
<b>0000041 Chargeback Expenses</b>					
6004602 INSURANCE PREMIUM CHARGEBACK	52,022	45,629	22,815	56,667	56,667
6004634 Indirect Costs - Excess of Bud	148,075	0	0	0	0
<b>0000041 Chargeback Expenses Totals</b>	<b>200,097</b>	<b>45,629</b>	<b>22,815</b>	<b>56,667</b>	<b>56,667</b>
<b>0000060 Principal on Indebtedness</b>					
6006000 PRINCIPAL ON SERIAL BONDS	2,006,608	1,542,248	1,542,248	1,593,412	1,593,412
6006001 PRINCIPAL ON BANS	734,525	894,589	894,589	1,331,981	1,331,981
6006008 PRINCIPAL ON CAPITAL LEASE	1,066	0	0	0	0
<b>0000060 Principal on Indebtedness Totals</b>	<b>2,742,199</b>	<b>2,436,837</b>	<b>2,436,837</b>	<b>2,925,393</b>	<b>2,925,393</b>
<b>0000070 Interest on Indebtedness</b>					
6007000 INTEREST ON SERIAL BONDS	797,089	728,798	406,582	671,026	671,026
6007001 INTEREST ON BANS	150,523	180,301	180,301	374,288	374,288
6007005 INTEREST ON CAPITAL LEASE	15	0	0	0	0
<b>0000070 Interest on Indebtedness Totals</b>	<b>947,627</b>	<b>909,099</b>	<b>586,883</b>	<b>1,045,314</b>	<b>1,045,314</b>
<b>0000080 Employee Benefits</b>					
6008001 STATE RETIREMENT	445,092	565,614	311,886	511,417	511,417

REPORT:BP033

BROOME COUNTY GOVERNMENT  
 REVENUE AND APPROPRIATION SUMMARY  
 BY DEPARTMENT AND DIVISION

FUND: 3120 County Road Operating  
 DEPT: 29000000 Highway  
 DIV: 01 Highway-County Roads

Account	2014 Actuals	2015 Budget	2015 YTD Actuals As of 08/26/15	2016 Budget Requested	2016 Budget Recommended
6008002 SOCIAL SECURITY	216,524	223,096	135,733	224,224	224,224
6008004 WORKERS COMPENSATION	100,453	108,773	54,387	112,034	112,034
6008006 LIFE INSURANCE	849	855	566	885	885
6008007 HEALTH INSURANCE	632,539	686,673	391,607	618,542	618,542
6008009 RETIREE HEALTH INSURANCE	677,608	678,412	459,109	685,066	685,066
6008013 HEALTH INS - RETIRE INCENTIVE	12,812	0	0	0	0
<b>0000080 Employee Benefits Totals</b>	<b>2,085,877</b>	<b>2,263,423</b>	<b>1,353,288</b>	<b>2,152,168</b>	<b>2,152,168</b>
<b>0000090 Transfers</b>					
6009001 TRANSFER TO CAPITAL FUND	29,277	0	0	0	0
<b>0000090 Transfers Totals</b>	<b>29,277</b>	<b>0</b>	<b>0</b>	<b>0</b>	<b>0</b>
<b>Exp Total for Div: 2901</b>	<b>10,735,042</b>	<b>9,832,797</b>	<b>7,480,292</b>	<b>10,344,970</b>	<b>10,344,970</b>
<b>Total for Div: 29000000</b>	<b>-905,961</b>	<b>-115,241</b>	<b>209,825</b>	<b>0</b>	<b>0</b>

REPORT:BP033

BROOME COUNTY GOVERNMENT  
 REVENUE AND APPROPRIATION SUMMARY  
 BY DEPARTMENT AND DIVISION

FUND: 3120 County Road Operating  
 DEPT: 29000000 Highway  
 DIV: 01 Highway-County Roads

Account	2014 Actuals	2015 Budget	2015 YTD Actuals As of 08/26/15	2016 Budget Requested	2016 Budget Recommended
Total for Dept: 29000000	-905,961	-115,241	209,825	0	0

Public Works, Parks, Recreation & Youth Services (30020105)  
Highways(Road Machinery)

<u>Title of Position</u>	<u>Grade/Unit</u>	2014 <u>Actuals</u>	As of 7/7/2015 Current <u>Authorized</u>	2016 <u>Requested</u>	2016 <u>Recommended</u>
<u>Full-Time Positions</u>					
Equipment Service Supervisor	AFSCME	1	1	1	1
Stores Clerk	AFSCME	2	2	2	2
Equipment Mechanic III	AFSCME	6	6	6	6
Equipment Mechanic II *	AFSCME	2	2	2	2
Equipment Mechanic I	AFSCME	2	2	2	2
Total Full-Time Positions		13	13	13	13
<u>Part-Time Positions</u>					
None					
Total Part-Time Positions		0	0	0	0
Total Positions		13	13	13	13

\* One position unfunded since 2014

REPORT:BP033

BROOME COUNTY GOVERNMENT  
REVENUE AND APPROPRIATION SUMMARY  
BY DEPARTMENT AND DIVISION

FUND: 3160 Road Machinery Operating  
DEPT: 30000000 Road Machinery  
DIV: 02 Highway-Road Machinery

Account	2014 Actuals	2015 Budget	2015 YTD Actuals As of 08/26/15	2016 Budget Requested	2016 Budget Recommended
30000000 Road Machinery					
0000002 Departmental Income					
5000189 OTHER LOCAL GOVERNMENTS	2,279	4,000	2,951	4,000	4,000
0000002 Departmental Income Totals	2,279	4,000	2,951	4,000	4,000
0000003 Use of Money					
5000451 INTEREST AND EARNINGS	603	1,100	309	600	600
0000003 Use of Money Totals	603	1,100	309	600	600
0000006 Sale of Prop and Comp for Loss					
5000518 SALE OF EQUIPMENT	20,506	85,000	0	20,000	20,000
0000006 Sale of Prop and Comp for Loss Totals	20,506	85,000	0	20,000	20,000
0000007 Misc Interfund Revenues					
5000545 CREDIT CARD REBATES	554	0	0	0	0
5000562 TRANSFER FROM GENERAL FUND	2,205,606	2,520,285	2,520,285	2,665,593	2,665,593
5000569 TRANSFER - DEBT SERVICE FUND	33,157	34,000	34,305	44,300	44,300
0000007 Misc Interfund Revenues Totals	2,239,317	2,554,285	2,554,590	2,709,893	2,709,893
0000009 Federal Aid					
5000952 ARRA DEBT REIMBURSEMENT	18,884	18,886	9,433	18,866	18,866
0000009 Federal Aid Totals	18,884	18,886	9,433	18,866	18,866
<b>Rev Total for Div: 3002</b>	<b>2,281,589</b>	<b>2,663,271</b>	<b>2,567,283</b>	<b>2,753,359</b>	<b>2,753,359</b>
0000010 Personnel Service					
6001000 SALARIES FULL-TIME	621,950	603,154	370,401	613,381	613,381
6001003 SALARIES OVERTIME	33,826	20,000	37,088	20,000	20,000
6001004 SALARIES SHIFT DIFFERENTIAL	2,452	2,400	1,576	2,400	2,400
6001006 OUT OF TITLE PAY	1,365	1,500	179	1,500	1,500

BROOME COUNTY GOVERNMENT  
 REVENUE AND APPROPRIATION SUMMARY  
 BY DEPARTMENT AND DIVISION

FUND: 3160 Road Machinery Operating  
 DEPT: 30000000 Road Machinery  
 DIV: 02 Highway-Road Machinery

Account	2014 Actuals	2015 Budget	2015 YTD Actuals As of 08/26/15	2016 Budget Requested	2016 Budget Recommended
6001009 OTHER PERSONNEL SERVICES	2,700	2,700	2,700	2,700	2,700
<b>0000010 Personnel Service Totals</b>	<b>662,293</b>	<b>629,754</b>	<b>411,944</b>	<b>639,981</b>	<b>639,981</b>
<b>0000040 Contractual Expenditures</b>					
6004006 GARAGE & SHOP OPERATIONAL SUPP	8,708	18,563	7,531	10,000	10,000
6004010 BOOKS AND SUBSCRIPTIONS	2,700	0	0	0	0
6004012 OFFICE SUPPLIES	1,806	1,144	703	1,144	1,144
6004021 BLDG MAINTENANCE SUPPLIES	905	6,040	2,516	2,000	2,000
6004022 FUEL AND HEATING SUPPLIES	560	0	393	0	0
6004023 BLDG AND GROUNDS SUPPLIES	3,231	53	365	53	53
6004040 MOTOR EQUIPMENT SUPPLIES	230,312	250,000	154,767	240,000	240,000
6004046 GAS OIL GREASE AND DIESEL FUEL	458,170	484,000	222,756	484,000	484,000
6004047 TIRES AND TUBES	22,550	22,880	2,432	22,880	22,880
6004054 SAFETY SUPPLIES	2,952	2,376	1,376	2,376	2,376
6004055 COMPUTER SOFTWARE AND SUPPLIES	0	1,000	1,902	0	0
6004056 COMPUTER EQUIPMENT(NON CAPITAL	580	580	0	0	0
6004100 POSTAGE AND FREIGHT	31	88	0	88	88
6004102 TELEPHONE EQUIPMENT	2,394	0	1,796	0	0
6004117 BUILDING AND GROUNDS EXPENSES	3,498	10,000	4,059	4,000	4,000
6004130 MOTOR EQUIP REPAIRS AND MAINT	24,296	25,000	22,044	25,000	25,000
6004133 UNIFORM AND CLOTHING ALLOWANCE	3,000	2,700	3,049	2,700	2,700
6004138 OTHER OPERATIONAL EXPENSES	5,754	8,800	4,614	7,500	7,500
6004168 OTHER PERSONNEL EXPENSES	2,742	0	0	0	0
6004196 COPYING MACHINE RENTALS	1,121	1,200	812	1,200	1,200
6004504 OTHER FINANCIAL SERVICES	1,020	1,968	1,020	1,819	1,819
<b>0000040 Contractual Expenditures Totals</b>	<b>776,330</b>	<b>836,392</b>	<b>432,135</b>	<b>804,760</b>	<b>804,760</b>
<b>0000041 Chargeback Expenses</b>					
6004634 Indirect Costs - Excess of Bud	46,405	0	0	0	0
<b>0000041 Chargeback Expenses Totals</b>	<b>46,405</b>	<b>0</b>	<b>0</b>	<b>0</b>	<b>0</b>
<b>0000060 Principal on Indebtedness</b>					
6006000 PRINCIPAL ON SERIAL BONDS	344,903	360,159	360,159	370,989	370,989
6006001 PRINCIPAL ON BANS	172,713	247,712	247,712	336,712	336,712
<b>0000060 Principal on Indebtedness Totals</b>	<b>517,616</b>	<b>607,871</b>	<b>607,871</b>	<b>707,701</b>	<b>707,701</b>

REPORT:BP033

BROOME COUNTY GOVERNMENT  
REVENUE AND APPROPRIATION SUMMARY  
BY DEPARTMENT AND DIVISION

FUND: 3160 Road Machinery Operating  
DEPT: 30000000 Road Machinery  
DIV: 02 Highway-Road Machinery

Account	2014 Actuals	2015 Budget	2015 YTD Actuals As of 08/26/15	2016 Budget Requested	2016 Budget Recommended
<b>0000070 Interest on Indebtedness</b>					
6007000 INTEREST ON SERIAL BONDS	132,441	119,473	66,727	106,887	106,887
6007001 INTEREST ON BANS	30,778	39,437	39,437	65,429	65,429
<b>0000070 Interest on Indebtedness Totals</b>	<u>163,219</u>	<u>158,910</u>	<u>106,164</u>	<u>172,316</u>	<u>172,316</u>
<b>0000080 Employee Benefits</b>					
6008001 STATE RETIREMENT	94,688	119,851	66,921	109,457	109,457
6008002 SOCIAL SECURITY	48,250	47,963	29,761	48,878	48,878
6008004 WORKERS COMPENSATION	30,006	32,426	16,213	33,464	33,464
6008006 LIFE INSURANCE	173	180	120	180	180
6008007 HEALTH INSURANCE	123,087	133,951	83,884	133,859	133,859
6008009 RETIREE HEALTH INSURANCE	93,696	96,936	68,548	102,763	102,763
6008013 HEALTH INS - RETIRE INCENTIVE	1,383	0	0	0	0
<b>0000080 Employee Benefits Totals</b>	<u>391,283</u>	<u>431,307</u>	<u>265,447</u>	<u>428,601</u>	<u>428,601</u>
<b>Exp Total for Div: 3002</b>	<u>2,557,146</u>	<u>2,664,234</u>	<u>1,823,561</u>	<u>2,753,359</u>	<u>2,753,359</u>
<b>Total for Div: 30000000</b>	<u>-275,557</u>	<u>-963</u>	<u>743,722</u>	<u>0</u>	<u>0</u>

REPORT:BP033

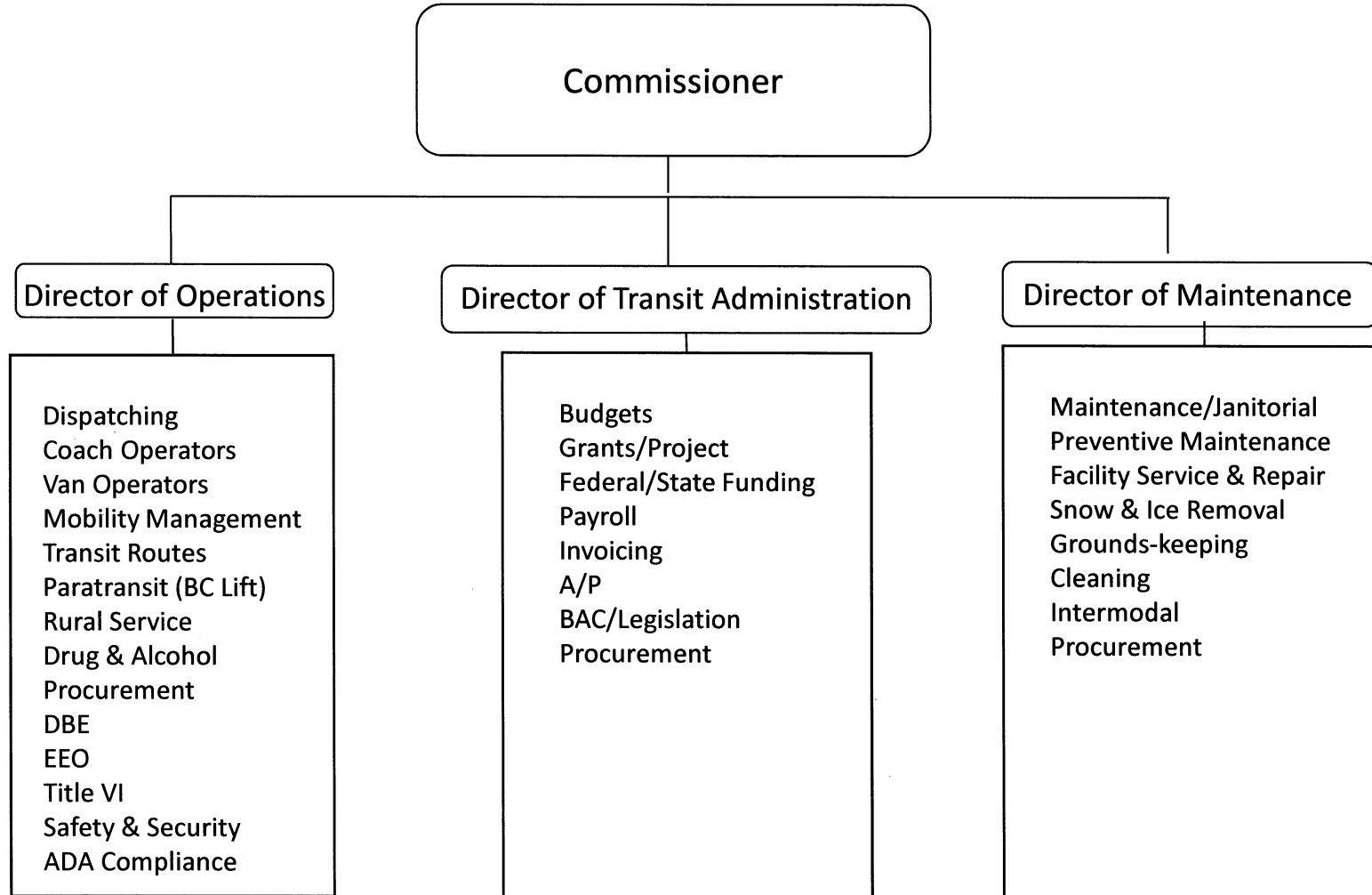
BROOME COUNTY GOVERNMENT  
REVENUE AND APPROPRIATION SUMMARY  
BY DEPARTMENT AND DIVISION

FUND: 3160 Road Machinery Operating  
DEPT: 30000000 Road Machinery  
DIV: 02 Highway-Road Machinery

Account	2014 Actuals	2015 Budget	2015 YTD Actuals As of 08/26/15	2016 Budget Requested	2016 Budget Recommended
Total for Dept: 30000000	-275,557	-963	743,722	0	0



# Transit



## **Public Transportation**

### **Mission Statement**

To provide safe, clean, reliable, and affordable public transportation to the community in the most effective and cost efficient manner.

### **Description**

Mass Transit has a 147 year history in Broome County. In 1968, Broome County assumed the ownership and operation of transit services from the Triple Cities Traction Corporation creating the Department of Public Transportation (aka, BC Transit) by County Charter, Article X of the Broome County Charter.

BC Transit currently operates the community's Fixed Route (Transit), ADA mandated Paratransit (BC Lift), elderly and Rural Demand service (BC Country) public transportation programs. By operating the Department of Public Transportation as an Enterprise Fund, the department generates its annual funding largely through Federal and State aid, and to a lesser extent, through ridership fare revenues. As required by federal guidelines, the department relies on a percentage of financial support from Broome County.

BC Transit's main facilities are the Transit Center located at 413 Old Mill Road in the Town of Vestal and the Greater Binghamton Transportation Center (Intermodal Facility) located in downtown Binghamton. The Department operates a network of 17 fixed routes using the Intermodal as a central transfer point. The fixed route service operates seven days a week with extended hours into the evening and requires 36 buses at peak times. BC Transit maintains a fleet of 42 wheelchair accessible transit coach buses for this service, providing over 2.4 million rides and traveling over 1.94 million miles annually.

Under contract with Serafini Transportation Corp., the organization provides BC Lift (ADA) and OFA mini bus transportation to disabled and elderly customers in the community's urbanized area. These services are provided by a fleet of twelve, fourteen passenger vans which provide over 78,000 rides per year. The Department of Public Transportation also provides a rural transportation demand service program, BC Country, which utilizes a fleet of seven, fourteen passenger vans and provides for over 24,000 rides per year to rural users.

### **2016 Objectives**

- To improve the organizations financial position by: implementing the consultant's (TransPro) Route Study recommendations, growing ridership 2%, negotiating additional public/private partnerships and the increased use of technology.
- To maintain the highest standards for; safe and efficient field operations, FTA, ADA and DOT compliance, and sound fiscal management.
- To better balance customer service demands/tax payer value under continued financial restraints.
- To seek and maximize available grant and funding opportunities.

### **2016 Budget Highlights**

- Flat, or negative, State and Federal funding.
- Reversal of 5 year trend of escalating County (taxpayer) share.
- Use of the new on-board camera system to reduce legal claims against the County.
- Increased fleet productivity, reduced bus operating costs per mile, reduced claims against the County and growth in demand service fare and contract revenues.
- Route study commissioned will result in considerable savings to the overall operation

## Public Transportation (31010105)

<u>Title of Position</u>	<u>Grade/Unit</u>	<u>2014 Actuals</u>	As of	<u>2016 Requested</u>	<u>2016 Recommended</u>
			7/7/2015 Current Authorized		
<u>Full-Time Positions</u>					
Commissioner of Transportation	G Admin	1	1	1	1
Director of Transit Operations	23 Admin	1	1	1	1
Director of Transit Maintenance	23 Admin	1	1	1	1
Director of Transit Administration	23 Admin	0	1	1	1
Transit Supervisor	18 BAPA	3	3	3	3
Transit Mechanic Supervisor	17 CSEA	2	2	2	2
Principal Account Clerk	13 CSEA	1	1	1	1
Senior Dispatcher	12 CSEA	1	0	0	0
Dispatcher	10 CSEA	2	2	2	2
Senior Account Clerk	9 CSEA	1	1	1	1
Transit Route Clerk	9 CSEA	1	1	1	1
Account Clerk Typist	7 CSEA	1	1	1	1
Clerk *	6 CSEA	2	2	2	2
Stores Clerk	ATU	1	0	0	0
Coach Operator	ATU	38	38	38	38
Senior Transit Mechanic**	ATU	10	10	10	10
Transit Mechanic	ATU	1	1	1	1
Transit Mechanic Helper	ATU	3	3	3	3
Total Full-Time Positions		70	69	69	69
<u>Part-Time Positions</u>					
Custodial Worker	6 CSEA	1	1	1	1
Coach Operator	ATU	14	14	14	14
Passenger Van Operator	ATU	10	10	10	10
Total Part-Time Positions		25	25	25	25
Total Positions		95	94	94	94

\* One position unfunded since 2015

\*\* One position unfunded since 2015

REPORT:BP032

BROOME COUNTY GOVERNMENT  
REVENUE AND APPROPRIATION SUMMARY BY DEPARTMENT

FUND: 2040 Transit Operating

DEPT: 31000000 Public Transportation

Account	2014 Actuals	2015 Budget	2015 YTD Actuals As of 08/26/15	2016 Budget Requested	2016 Budget Recommended
<b>0000002 Departmental Income</b>					
5000126 FARES & FEES	1,443,383	1,548,000	918,354	1,535,858	1,535,858
5000128 ADVERTISING REVENUES	94,658	105,000	38,911	115,000	115,000
5000137 SPACE RENTAL-OTHER	205,360	157,940	102,527	160,141	160,141
5000190 B C LIFT AND FARES	134,581	147,500	77,850	137,273	137,273
5000191 B C COUNTRY FARES	58,724	66,000	33,468	56,665	56,665
5000246 SUNY BROOME FARES	25,000	50,000	25,000	75,000	75,000
5000333 OTHER DEPARTMENTAL CHARGEBACK	20,079	28,550	6,834	26,000	26,000
5000420 SUNY - OCC. CONTRACT	409,814	474,000	245,936	624,589	624,589
5000421 BINGHAMTON SD CONTRACT	220,132	249,134	148,294	249,134	249,134
5000426 MISCELLANEOUS	0	0	-10,247	0	0
5000428 OTHER CHARGES	413,017	500,000	171,944	440,000	440,000
5000440 CHARGEBACK OF SERVICES PROVIDE	177,873	175,000	45,182	184,500	184,500
<b>0000002 Departmental Income Total</b>	<b>3,202,621</b>	<b>3,501,124</b>	<b>1,804,053</b>	<b>3,604,160</b>	<b>3,604,160</b>
<b>0000003 Use of Money</b>					
5000451 INTEREST AND EARNINGS	319	400	111	390	390
5000463 PARKING LOT	15,132	7,500	2,599	7,500	7,500
5000470 VENDING MACHINE	10,749	8,100	2,169	12,500	12,500
<b>0000003 Use of Money Total</b>	<b>26,200</b>	<b>16,000</b>	<b>4,879</b>	<b>20,390</b>	<b>20,390</b>
<b>0000006 Sale of Prop and Comp for Loss</b>					
5000510 SALE OF SCRAP & EXCESS MATERIA	6,751	10,000	4,293	5,000	5,000
5000518 SALE OF EQUIPMENT	2,336	10,000	0	0	0
<b>0000006 Sale of Prop and Comp for Loss Total</b>	<b>9,087</b>	<b>20,000</b>	<b>4,293</b>	<b>5,000</b>	<b>5,000</b>
<b>0000007 Misc Interfund Revenues</b>					
5000530 REFUNDS OF PRIOR YEARS EXPENDI	11,888	0	11,187	0	0
5000532 PREMIUM & ACCRUED INT ON OBLIG	14,510	0	9,912	0	0
5000534 TRANSFER FROM INSURANCE RESERV	48,001	5,133	19,245	0	0
5000540 GAIN FROM DISPOSITION OF ASSET	3,283	0	0	0	0
5000545 CREDIT CARD REBATES	335	0	0	263	263
5000562 TRANSFER FROM GENERAL FUND	1,935,235	1,942,192	1,942,192	1,501,207	1,501,207
5000570 EARNINGS ON TEMPORARY INVESTME	300	0	0	0	0
<b>0000007 Misc Interfund Revenues Total</b>	<b>2,013,552</b>	<b>1,947,325</b>	<b>1,982,536</b>	<b>1,501,470</b>	<b>1,501,470</b>

REPORT:BP032

BROOME COUNTY GOVERNMENT  
REVENUE AND APPROPRIATION SUMMARY BY DEPARTMENT

FUND: 2040 Transit Operating

DEPT: 31000000 Public Transportation

Account	2014 Actuals	2015 Budget	2015 YTD Actuals As of 08/26/15	2016 Budget Requested	2016 Budget Recommended
<b>0000008 State Aid</b>					
5000804 MASS TRANSIT	283,095	340,424	143,683	285,000	285,000
5000805 MASS TRANSIT SUPPLEMENTAL	3,577,088	3,176,685	991,115	3,067,000	3,067,000
5000808 OTHER STATE AID	6,629	0	3,342	2,500	2,500
5000849 BUSES/MASS TRANSP-CAPITAL PROJ	675,254	0	0	0	0
<b>0000008 State Aid Total</b>	<b>4,542,066</b>	<b>3,517,109</b>	<b>1,138,140</b>	<b>3,354,500</b>	<b>3,354,500</b>
<b>0000009 Federal Aid</b>					
5000902 MASS TRANSIT	3,523,108	3,591,624	0	3,500,000	3,500,000
5000903 SECTION 18	0	80,200	0	89,000	89,000
5000921 BUSES/MASS TRANSP-CAPITAL PROJ	2,240,000	0	0	0	0
5000952 ARRA DEBT REIMBURSEMENT	20,822	20,752	5,975	20,730	20,730
<b>0000009 Federal Aid Total</b>	<b>5,783,930</b>	<b>3,692,576</b>	<b>5,975</b>	<b>3,609,730</b>	<b>3,609,730</b>
<b>Rev Totals for Dept: 31000000</b>	<b>15,577,456</b>	<b>12,694,134</b>	<b>4,939,876</b>	<b>12,095,250</b>	<b>12,095,250</b>
<b>0000010 Personnel Service</b>					
6001000 SALARIES FULL-TIME	3,349,002	3,322,397	1,363,326	3,387,847	3,387,847
6001001 SALARIES PART-TIME	758,288	847,000	465,702	734,561	734,561
6001002 SALARIES TEMPORARY	160,910	104,700	80,857	113,012	113,012
6001003 SALARIES OVERTIME	151,089	83,916	88,198	58,269	58,269
6001004 SALARIES SHIFT DIFFERENTIAL	8,521	6,464	5,598	6,964	6,964
6001009 OTHER PERSONNEL SERVICES	100	0	0	0	0
<b>0000010 Personnel Service Totals</b>	<b>4,427,910</b>	<b>4,364,477</b>	<b>2,003,681</b>	<b>4,300,653</b>	<b>4,300,653</b>
<b>0000040 Contractual Expenditures</b>					
6004010 BOOKS AND SUBSCRIPTIONS	264	264	278	275	275
6004011 DUPLICATING AND PRINTING RM SU	1,340	1,500	871	1,500	1,500
6004012 OFFICE SUPPLIES	3,074	3,500	1,838	3,000	3,000
6004020 DPW BLDG SERVICE SUPPLIES	23	350	0	200	200
6004021 BLDG MAINTENANCE SUPPLIES	4,091	3,750	6,428	6,100	6,100

REPORT:BP032

BROOME COUNTY GOVERNMENT  
REVENUE AND APPROPRIATION SUMMARY BY DEPARTMENT

FUND: 2040 Transit Operating  
DEPT: 31000000 Public Transportation

Account	2014 Actuals	2015 Budget	2015 YTD Actuals As of 08/26/15	2016 Budget Requested	2016 Budget Recommended
6004022 FUEL AND HEATING SUPPLIES	25,302	68,850	23,945	51,000	51,000
6004023 BLDG AND GROUNDS SUPPLIES	25,774	22,069	14,726	24,000	24,000
6004040 MOTOR EQUIPMENT SUPPLIES	396,032	426,550	237,345	367,527	367,527
6004046 GAS OIL GREASE AND DIESEL FUEL	1,324,936	1,450,489	558,360	1,220,978	1,220,978
6004047 TIRES AND TUBES	68,674	100,175	67,268	77,098	77,098
6004048 MISC OPERATIONAL SUPPLIES	68,927	60,790	26,903	54,474	54,474
6004052 UNIFORMS	8,125	15,000	5,743	11,000	11,000
6004054 SAFETY SUPPLIES	3,554	3,750	1,603	3,500	3,500
6004055 COMPUTER SOFTWARE AND SUPPLIES	13,933	31,268	12,548	0	0
6004056 COMPUTER EQUIPMENT(NON CAPITAL	12,965	24,477	14,216	0	0
6004100 POSTAGE AND FREIGHT	492	400	507	500	500
6004105 DUES AND MEMBERSHIPS	2,055	2,300	2,055	2,000	2,000
6004106 GENERAL OFFICE EXPENSES	366	375	366	375	375
6004112 BLDG GROUNDS AND EQUIP REPAIR	4,569	6,000	8,489	6,900	6,900
6004113 WATER AND SEWAGE CHARGES	14,588	15,700	10,964	16,210	16,210
6004115 ELECTRIC CURRENT	82,954	88,000	53,706	94,004	94,004
6004116 TAXES	0	0	406	0	0
6004117 BUILDING AND GROUNDS EXPENSES	32,872	33,500	18,931	30,600	30,600
6004121 LAUNDRY AND DRY CLEANING EXPEN	7,675	2,400	4,698	7,400	7,400
6004130 MOTOR EQUIP REPAIRS AND MAINT	126,972	146,400	72,797	266,800	266,800
6004136 OPERATIONAL EQUIPMENT REPAIRS	5,209	250	2,627	2,500	2,500
6004137 ADVERTISING AND PROMOTION EXPE	4,259	2,500	18	35,000	35,000
6004138 OTHER OPERATIONAL EXPENSES	31,634	31,370	27,375	39,080	39,080
6004144 DIAL-A-BUS-HANDICAPPED	863,472	870,000	506,422	835,000	835,000
6004160 MILEAGE AND PARKING-LOCAL	64	75	46	75	75
6004161 TRAVEL HOTEL AND MEALS	13,334	3,000	508	4,000	4,000
6004162 EDUCATION AND TRAINING	1,899	1,000	546	1,000	1,000
6004164 NON-EMPLOYEE TRAVEL HOTEL & ME	22	0	0	0	0
6004165 ADVISORY BD/TRUSTEES EXPENSES	645	0	70	600	600
6004169 DAY TRIP MEAL REIMBURSEMENT	136	150	0	100	100
6004192 SOFTWARE MAINTENANCE	19,437	15,011	0	0	0
6004193 HARDWARE MAINTENANCE	0	8,000	8,000	0	0
6004196 COPYING MACHINE RENTALS	868	2,442	1,773	2,442	2,442
6004200 PROPERTY LOSS	2,344	2,798	3,778	0	0
6004203 INSURANCE CLAIMS	45,733	2,335	15,217	0	0
6004400 MEDICAL AND PHYSICAL EXAMS	5,496	4,500	2,063	4,000	4,000
6004504 OTHER FINANCIAL SERVICES	1,125	2,162	647	1,998	1,998
6004573 OTHER FEES FOR SERVICES	115	0	115	0	0
<b>0000040 Contractual Expenditures Totals</b>	<b>3,225,349</b>	<b>3,453,450</b>	<b>1,714,196</b>	<b>3,171,236</b>	<b>3,171,236</b>

0000041 Chargeback Expenses

REPORT:BP032

BROOME COUNTY GOVERNMENT  
REVENUE AND APPROPRIATION SUMMARY BY DEPARTMENT

FUND: 2040 Transit Operating

DEPT: 31000000 Public Transportation

Account	2014 Actuals	2015 Budget	2015 YTD Actuals As of 08/26/15	2016 Budget Requested	2016 Budget Recommended
6004602 INSURANCE PREMIUM CHARGEBACK	337,733	276,610	138,305	289,737	289,737
6004604 DPW SECURITY CHARGEBACKS	134,092	94,852	57,293	138,696	138,696
6004610 PERSONNEL SERVICES CHARGEBACKS	70,831	78,735	12,599	25,709	25,709
6004614 OTHER CHARGEBACK EXPENSES	2,100	0	4,935	0	0
6004619 BUILDING SERVICE CHARGEBACK	72,886	90,000	25,975	90,000	90,000
6004634 Indirect Costs - Excess of Bud	432,556	0	0	0	0
<b>0000041 Chargeback Expenses Totals</b>	<b>1,050,198</b>	<b>540,197</b>	<b>239,107</b>	<b>544,142</b>	<b>544,142</b>
<b>0000042 Depreciation</b>					
6004801 DEPRECIATION - BUILDINGS	581,503	0	0	0	0
6004803 DEPRECIATION - IMPROV O/T BLDG	149,260	0	0	0	0
6004804 DEPRECIATION - MOTOR VEHICLES	780,373	0	0	0	0
6004805 DEPRECIATION - MACHINERY & EQU	33,369	0	0	0	0
<b>0000042 Depreciation Totals</b>	<b>1,544,505</b>	<b>0</b>	<b>0</b>	<b>0</b>	<b>0</b>
<b>0000060 Principal on Indebtedness</b>					
6006000 PRINCIPAL ON SERIAL BONDS	0	159,473	0	165,783	165,783
6006001 PRINCIPAL ON BANS	0	168,999	0	106,592	106,592
<b>0000060 Principal on Indebtedness Totals</b>	<b>0</b>	<b>328,472</b>	<b>0</b>	<b>272,375</b>	<b>272,375</b>
<b>0000070 Interest on Indebtedness</b>					
6007000 INTEREST ON SERIAL BONDS	112,868	107,528	31,964	100,406	100,406
6007001 INTEREST ON BANS	13,164	18,466	6,425	16,249	16,249
6007005 INTEREST ON CAPITAL LEASE	399	0	0	0	0
<b>0000070 Interest on Indebtedness Totals</b>	<b>126,431</b>	<b>125,994</b>	<b>38,389</b>	<b>116,655</b>	<b>116,655</b>
<b>0000080 Employee Benefits</b>					
6008001 STATE RETIREMENT	859,134	885,989	423,834	704,283	704,283
6008002 SOCIAL SECURITY	323,840	333,882	142,301	336,220	336,220
6008004 WORKERS COMPENSATION	483,294	530,483	265,242	522,122	522,122
6008006 LIFE INSURANCE	1,293	1,410	898	1,425	1,425
6008007 HEALTH INSURANCE	775,372	885,888	495,981	802,275	802,275
6008008 OPEB - HEALTH INSURANCE	-94,416	0	0	0	0
6008009 RETIREE HEALTH INSURANCE	833,428	825,388	564,285	840,575	840,575
6008010 DISABILITY INSURANCE	641	780	436	855	855

REPORT:BP032

BROOME COUNTY GOVERNMENT  
REVENUE AND APPROPRIATION SUMMARY BY DEPARTMENT

FUND: 2040 Transit Operating  
DEPT: 31000000 Public Transportation

Account	2014 Actuals	2015 Budget	2015 YTD Actuals As of 08/26/15	2016 Budget Requested	2016 Budget Recommended
6008011 UNEMPLOYMENT INSURANCE	8,246	0	-74	0	0
0000080 Employee Benefits Totals	3,190,832	3,463,820	1,892,903	3,207,755	3,207,755
0000090 Transfers					
6009002 TRANSFER TO GRANT FUND	0	479,262	479,262	482,434	482,434
0000090 Transfers Totals	0	479,262	479,262	482,434	482,434
Exp Totals for Dept: 31000000	13,565,225	12,755,672	6,367,538	12,095,250	12,095,250
Total for Dept: 31000000	2,012,231	-61,538	-1,427,662	0	0



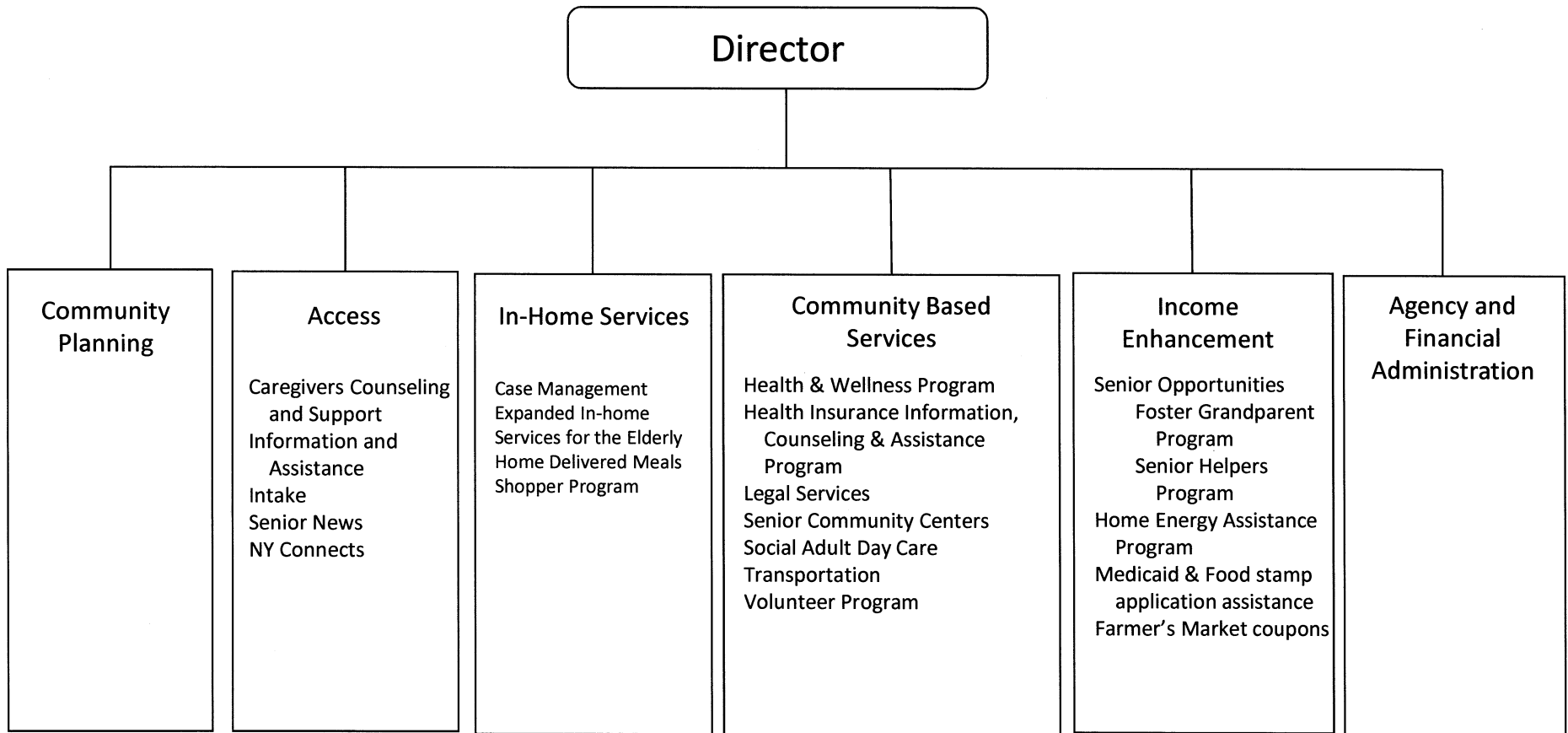
**This page is intentionally left blank**



## Economic Assistance and Opportunity

<u>Department/Division</u>	<u>Page</u>
Office for Aging	318
Social Services	
Central Administration	324
Administrative Services	333
Support Services	337
Certification	344
Services	350
Social Service Programs	354
Veterans Services	360

# Office for Aging



## **Office for Aging**

### **Mission Statement**

To improve and enrich the quality of life for all older persons residing in Broome County by promoting the dignity and independence of the older person and ensuring comprehensive and coordinated services are readily available while fostering public awareness of the value and contribution of older persons to the community.

### **Description**

The Broome County Office for Aging is one of 59 Area Agencies on Aging in New York State. The agency is dedicated to being a focal point for information, advocacy, and coordination of aging services. Services are provided directly by the agency and through contracts with 18 community organizations. Through several locations and programs, the Office for Aging annually provides services to 23% of the senior citizen population of the County.

Office for Aging services fall into four main categories:

#### **1. Access**

Caregiver Counseling and Support, NY Connects, Information and Assistance, Intake, and *Senior News* monthly newsletter.

#### **2. In-home Services**

Case Management, Expanded In-home Services for the Elderly, Home Delivered Meals, and Shopper Program.

#### **3. Community Based Services**

Health and Wellness Programs, Health Insurance Information, Counseling and Assistance Program, Legal Services, Senior Community Centers, Social Adult Day Care, Transportation and Volunteer Program.

#### **4. Income Enhancement**

Senior Helpers Program, Foster Grandparents Program, Medicaid and Food Stamp application assistance, Farmers Market coupons, and Home Energy Assistance Program (HEAP).

#### **2016 Objectives**

- To adjust services based on available funding and service requests.
- To serve as a leader in coordinating community efforts to define and prioritize needs and plan services to meet those needs of the growing senior population in Broome County.
- To increase our outreach efforts to assure we are reaching those who are most in need of service, including those who are frail, low income, minority, isolated, and those who are caregivers of seniors within our community.

#### **2016 Budget Highlights**

- The Office for Aging has seen a decrease in the mortgage tax revenues over the last couple years. This has been the dedicated funding stream for the agency, since late 2013. We are holding the line on our projection for 2016. OFA was able to submit a budget for 2016 that does not increase County support from 2015. This was achieved by using some one-time Federal funding designated to expand our intake system, a reduction in the chargeback from Central Kitchen and some sustainable funding from New York State for two of our programs.
- The submitted budget includes some expenditure decreases that come with a degree of risk involved. We anticipate flat or reduced funding in the Home Energy Assistance Program. We continue to look for ways that we can save additional dollars.

## Office for Aging (34010006)

<u>Title of Position</u>	<u>Grade/Unit</u>	<u>2014 Actuals</u>	<u>As of 7/7/2015 Current Authorized</u>	<u>2016 Requested</u>	<u>2016 Recommended</u>
<u>Full-Time Positions</u>					
Director of OFA	F Admin	1	1	1	1
Fiscal Services Administrator	24 Admin	1	1	1	1
Caseworker	16 CSEA	1	1	1	1
Keyboard Specialist	8 CSEA	1	1	1	1
Account Clerk	7 CSEA	1	1	1	1
Total Full-Time Positions		5	5	5	5
<u>Part-Time Positions</u>					
Senior Account Clerk	9 CSEA	1	1	1	1
Leisure Time Activities Leader	7 CSEA	1	1	1	1
Total Part-Time Positions		2	2	2	2
Total Positions		7	7	7	7

REPORT:BP032

BROOME COUNTY GOVERNMENT  
REVENUE AND APPROPRIATION SUMMARY BY DEPARTMENT

FUND: 1010 General Operating  
DEPT: 34000000 Office for Aging

Account	2014 Actuals	2015 Budget	2015 YTD Actuals As of 08/26/15	2016 Budget Requested	2016 Budget Recommended
<b>0000002 Departmental Income</b>					
5000106 MORTGAGE TAX	835,040	1,050,000	594,231	1,050,000	1,050,000
5000324 OFA CHARGEBACKS 1-3	87,476	78,424	86,242	86,384	86,384
<b>0000002 Departmental Income Total</b>	<b>922,516</b>	<b>1,128,424</b>	<b>680,473</b>	<b>1,136,384</b>	<b>1,136,384</b>
<b>0000003 Use of Money</b>					
5000451 INTEREST AND EARNINGS	15	0	0	0	0
<b>0000003 Use of Money Total</b>	<b>15</b>	<b>0</b>	<b>0</b>	<b>0</b>	<b>0</b>
<b>0000007 Misc Interfund Revenues</b>					
5000545 CREDIT CARD REBATES	123	0	0	0	0
<b>0000007 Misc Interfund Revenues Total</b>	<b>123</b>	<b>0</b>	<b>0</b>	<b>0</b>	<b>0</b>
<b>0000009 Federal Aid</b>					
5000946 FEDERAL AID - OTHER	13	0	202	0	0
<b>0000009 Federal Aid Total</b>	<b>13</b>	<b>0</b>	<b>202</b>	<b>0</b>	<b>0</b>
<b>Rev Totals for Dept: 34000000</b>	<b>922,667</b>	<b>1,128,424</b>	<b>680,675</b>	<b>1,136,384</b>	<b>1,136,384</b>
<b>0000010 Personnel Service</b>					
6001000 SALARIES FULL-TIME	240,303	244,578	150,292	249,006	249,006
6001001 SALARIES PART-TIME	36,441	36,933	22,848	37,993	37,993
6001002 SALARIES TEMPORARY	8,638	0	0	0	0
<b>0000010 Personnel Service Totals</b>	<b>285,382</b>	<b>281,511</b>	<b>173,140</b>	<b>286,999</b>	<b>286,999</b>
<b>0000040 Contractual Expenditures</b>					
6004010 BOOKS AND SUBSCRIPTIONS	192	209	0	209	209
6004012 OFFICE SUPPLIES	3,000	3,073	2,118	3,056	3,056
6004021 BLDG MAINTENANCE SUPPLIES	0	150	0	150	150

REPORT:BP032

BROOME COUNTY GOVERNMENT  
REVENUE AND APPROPRIATION SUMMARY BY DEPARTMENT

FUND: 1010 General Operating  
DEPT: 34000000 Office for Aging

Account	2014 Actuals	2015 Budget	2015 YTD Actuals As of 08/26/15	2016 Budget Requested	2016 Budget Recommended
6004022 FUEL AND HEATING SUPPLIES	13,744	25,800	6,691	21,300	21,300
6004023 BLDG AND GROUNDS SUPPLIES	583	500	1,838	850	850
6004048 MISC OPERATIONAL SUPPLIES	552	325	502	813	813
6004100 POSTAGE AND FREIGHT	0	40	0	30	30
6004101 TELEPHONE	4,087	4,100	2,671	4,100	4,100
6004105 DUES AND MEMBERSHIPS	698	675	675	675	675
6004106 GENERAL OFFICE EXPENSES	929	950	929	950	950
6004112 BLDG GROUNDS AND EQUIP REPAIR	14,021	0	0	0	0
6004113 WATER AND SEWAGE CHARGES	1,574	1,800	938	1,700	1,700
6004114 HEATING AND AIR COND PLANT EXP	0	0	89	0	0
6004115 ELECTRIC CURRENT	27,639	24,450	16,231	28,000	28,000
6004117 BUILDING AND GROUNDS EXPENSES	33,180	32,129	18,789	34,412	34,412
6004137 ADVERTISING AND PROMOTION EXPE	130	50	0	50	50
6004138 OTHER OPERATIONAL EXPENSES	1,014	1,207	889	1,207	1,207
6004160 MILEAGE AND PARKING-LOCAL	0	283	0	0	0
6004165 ADVISORY BD/TRUSTEES EXPENSES	225	225	61	225	225
6004196 COPYING MACHINE RENTALS	1,378	2,988	2,022	2,988	2,988
6004504 OTHER FINANCIAL SERVICES	407	750	263	750	750
<b>0000040 Contractual Expenditures Totals</b>	<b>103,353</b>	<b>99,704</b>	<b>54,706</b>	<b>101,465</b>	<b>101,465</b>
<b>0000041 Chargeback Expenses</b>					
6004602 INSURANCE PREMIUM CHARGEBACK	4,641	5,157	2,579	4,963	4,963
<b>0000041 Chargeback Expenses Totals</b>	<b>4,641</b>	<b>5,157</b>	<b>2,579</b>	<b>4,963</b>	<b>4,963</b>
<b>0000060 Principal on Indebtedness</b>					
6006008 PRINCIPAL ON CAPITAL LEASE	1,787	0	0	0	0
<b>0000060 Principal on Indebtedness Totals</b>	<b>1,787</b>	<b>0</b>	<b>0</b>	<b>0</b>	<b>0</b>
<b>0000070 Interest on Indebtedness</b>					
6007005 INTEREST ON CAPITAL LEASE	241	0	0	0	0
<b>0000070 Interest on Indebtedness Totals</b>	<b>241</b>	<b>0</b>	<b>0</b>	<b>0</b>	<b>0</b>
<b>0000080 Employee Benefits</b>					
6008001 STATE RETIREMENT	40,193	48,461	24,103	46,077	46,077
6008002 SOCIAL SECURITY	20,397	21,536	12,312	21,955	21,955



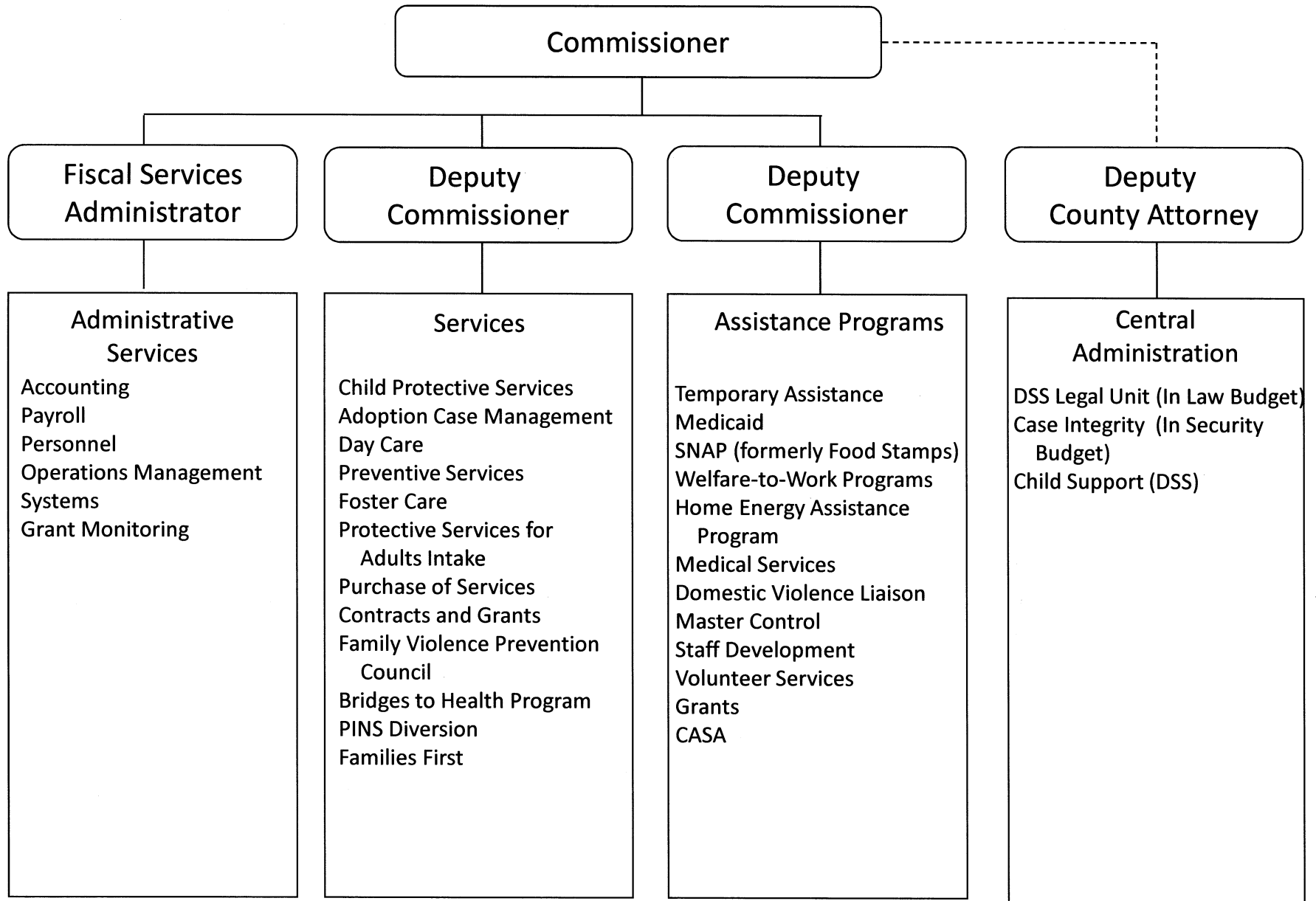
REPORT:BP032

BROOME COUNTY GOVERNMENT  
REVENUE AND APPROPRIATION SUMMARY BY DEPARTMENT

FUND: 1010 General Operating  
DEPT: 34000000 Office for Aging

Account	2014 Actuals	2015 Budget	2015 YTD Actuals As of 08/26/15	2016 Budget Requested	2016 Budget Recommended
6008004 WORKERS COMPENSATION	3,256	3,012	1,737	3,157	3,157
6008006 LIFE INSURANCE	100	105	70	105	105
6008007 HEALTH INSURANCE	67,049	73,185	43,117	71,764	71,764
6008009 RETIREE HEALTH INSURANCE	350,790	378,355	247,789	377,644	377,644
6008010 DISABILITY INSURANCE	371	390	243	475	475
6008013 HEALTH INS - RETIRE INCENTIVE	29,452	0	0	0	0
<b>0000080 Employee Benefits Totals</b>	<b>511,608</b>	<b>525,044</b>	<b>329,371</b>	<b>521,177</b>	<b>521,177</b>
<b>0000090 Transfers</b>					
6009002 TRANSFER TO GRANT FUND	1,144,718	911,185	911,185	838,582	778,582
<b>0000090 Transfers Totals</b>	<b>1,144,718</b>	<b>911,185</b>	<b>911,185</b>	<b>838,582</b>	<b>778,582</b>
<b>Exp Totals for Dept: 34000000</b>	<b>2,051,730</b>	<b>1,822,601</b>	<b>1,470,981</b>	<b>1,753,186</b>	<b>1,693,186</b>
<b>Total for Dept: 34000000</b>	<b>-1,129,063</b>	<b>-694,177</b>	<b>-790,306</b>	<b>-616,802</b>	<b>-556,802</b>

# Social Services



## **Social Services**

**Central Administration – 35020006**

### **Mission Statement**

#### **Staff Development**

The Staff Development, Planning and Volunteer Services Unit are committed to improving the organization through its employees and to provide services and resources that enable the organization to realize its goals. This division is results-oriented and focuses on continuous improvement in training, planning, and volunteer services.

#### **Family Violence Prevention Council**

The mission of the Family Violence Prevention Council is to reduce the incidence and severity of family violence in Broome County including child abuse and neglect, domestic violence and elder abuse, by developing and implementing a comprehensive, coordinated community program for preventing, as well as identifying, assessing, and treating all forms of family violence.

#### **Operations**

The Operations Unit is committed to providing quality service and support to the staff and customers of the organization. This unit focuses on continuous improvement in safety and environmental concerns for the organization.

### **Description**

#### **Staff Development**

The Staff Development and Planning Unit are located in Suite 203 on the 2<sup>nd</sup> floor of the Main Street office and serve all employees of the

department. The development and maintenance of the department's educational program is a major function of the unit. In addition, to the specific duties performed by the unit related to training, planning, and volunteer services, the unit is considered the lead office for major initiatives such as process reengineering, grant writing, organizational communication, and team facilitation.

#### **Family Violence Prevention Council**

The Family Violence Prevention Council office and staff are located in the lower level of the Thomas P. Hoke Human Services Building. There are approximately 40 members of the council and an additional group of volunteers that are members to the ten standing committees of the council. Members of the council serve a three year term and the council meets at least six times per year. Committees convene at least six times per year. In 2015, the Council is celebrating 30 years of collaborating with the community in addressing family violence in Broome County.

#### **Operations**

The Operations Office is located on the 2<sup>nd</sup> floor of the Main Street office and serves all employees of the department. Operations include janitorial, maintenance, and courier and mail service, as well as scheduling and maintenance of the agency fleet for staff use in local and out of County travel. Operations tracks and maximizes fleet operations and monitors conditions for safety, security, and cleanliness. In addition, facility projects are coordinated with the landlord, DPW, and vendors.

## 2016 Objectives

### Staff Development

#### Training

- Provide mandatory training programs to 100% of all new employees.
- Maintain educational opportunities for employees through SUNY Broome and Binghamton University.  
Provide optimum uses of electronic communication options throughout the training curriculum.

### Volunteer Services

- Maintain and/or increase the current level of volunteer service to the department.

### Family Violence Prevention Council

The council has five functions:

#### INTERAGENCY COORDINATION AND MANGEMENT OF CASES

To provide interagency coordination to maximize institutional responses to family violence by encouraging and / or developing mechanisms to facilitate sharing of information among agencies and coordinating the management of cases.

#### PROGRAM DEVELOPMENT

To encourage and support the coordinated development of programs and services to provide prompt professional crisis intervention, treatment and prevention services for family violence, the County will review and assess community needs and develop and implement a plan to address those needs.

#### TRAINING OF PROFESSIONALS

To facilitate early intervention in instances of suspected family violence by: supporting and/or providing training for all professionals to increase their skills in identification/assessment, reporting/referral procedures and appropriate responses.

#### COMMUNITY EDUCATION

To facilitate the expansion, development and implementation of education and public information programs designed to inform the community of critical family violence issues, heighten community awareness of resources available to prevent and treat family violence, promote community support for actions directed toward preventing and responding to family violence.

#### ADVOCACY

To affect the formulation of local, state, and federal policy and legislation relating to all aspects of family violence including funding for programs.

The work of the ten committees focuses on these functions.

#### Operations

- Continue to maximize the high level of fleet usage
- Continue to purge and destroy old documents and make space for high-density filing systems.

## **2016 Budget Highlights**

### **Staff Development**

- None

### **Family Violence Prevention Council**

- Projects of the Family Violence Prevention Council are funded by donations from the community.

### **Operations**

- None

## Social Services/Central Administration(35020006)

<u>Title of Position</u>	<u>Grade/Unit</u>	<u>2014 Actuals</u>	<u>As of 7/7/2015 Current Authorized</u>	<u>2016 Requested</u>	<u>2016 Recommended</u>
<b><u>Full-Time Positions</u></b>					
Commissioner of Social Services*	J Admin	1	1	1	1
Staff Development Director	21 BAPA	0	0	1	1
Staff Development Director	19 BAPA	1	1	0	0
Family Violence Prevention Coordinator	20 CSEA	1	1	1	1
Staff Development Specialist	17 CSEA	1	1	1	1
Secretary	13 CSEA	1	1	1	1
Social Services Operations Coordinator	13 CSEA	1	1	1	1
Senior Social Services Examiner	13 CSEA	1	1	1	1
Courier	9 CSEA	1	1	1	1
Keyboard Specialist	8 CSEA	1	1	1	1
Custodial Worker	AFSCME	1	1	1	1
Total Full-Time Positions		10	10	10	10
<b>Part-Time Positions</b>					
Keyboard Specialist	8 CSEA	1	1	1	1
Total Part-Time Positions		1	1	1	1
Total Positions		11	11	11	11

\* One position shared with and partially funded by the Mental Health Department

BROOME COUNTY GOVERNMENT  
 REVENUE AND APPROPRIATION SUMMARY  
 BY DEPARTMENT AND DIVISION

FUND: 1010 General Operating  
 DEPT: 35000000 Social Services  
 DIV: 02 Soc Svcs-Central Admin

Account	2014 Actuals	2015 Budget	2015 YTD Actuals As of 08/26/15	2016 Budget Requested	2016 Budget Recommended
<b>0000002 Departmental Income</b>					
5000152 REPAYMENTS OF TANF	997,544	1,140,170	764,528	1,112,267	1,112,267
5000239 CSE PLACEMENTS	296,267	284,160	291,195	354,816	354,816
5000312 RENTAL CHARGEBACKS	0	21,087	0	53,757	53,757
5000331 CHARGEBACK TO GRANTS	425,633	336,832	183,944	400,392	400,392
5000333 OTHER DEPARTMENTAL CHARGEBACK	6,008	3,199	1,600	3,161	3,161
5000426 MISCELLANEOUS	3,123	3,967	3,540	2,084	2,084
<b>0000002 Departmental Income Totals</b>	<b>1,728,575</b>	<b>1,789,415</b>	<b>1,244,807</b>	<b>1,926,477</b>	<b>1,926,477</b>
<b>0000003 Use of Money</b>					
5000451 INTEREST AND EARNINGS	34,596	36,770	11,248	38,929	38,929
5000471 COMMISSIONS	1,354	2,598	1,059	1,773	1,773
<b>0000003 Use of Money Totals</b>	<b>35,950</b>	<b>39,368</b>	<b>12,307</b>	<b>40,702</b>	<b>40,702</b>
<b>0000006 Sale of Prop and Comp for Loss</b>					
5000518 SALE OF EQUIPMENT	1,142	0	0	0	0
<b>0000006 Sale of Prop and Comp for Loss Totals</b>	<b>1,142</b>	<b>0</b>	<b>0</b>	<b>0</b>	<b>0</b>
<b>0000007 Misc Interfund Revenues</b>					
5000533 UNCLASSIFIED REVENUES	26,860	22,758	11,169	24,564	24,564
5000534 TRANSFER FROM INSURANCE RESERV	12,896	1,522	2,252	0	0
5000545 CREDIT CARD REBATES	113	0	0	0	0
<b>0000007 Misc Interfund Revenues Totals</b>	<b>39,869</b>	<b>24,280</b>	<b>13,421</b>	<b>24,564</b>	<b>24,564</b>
<b>0000008 State Aid</b>					
5000855 SOCIAL SERVICES ADMINISTRATION	4,729,117	6,635,980	2,444,021	6,844,257	6,844,257
<b>0000008 State Aid Totals</b>	<b>4,729,117</b>	<b>6,635,980</b>	<b>2,444,021</b>	<b>6,844,257</b>	<b>6,844,257</b>
<b>0000009 Federal Aid</b>					
5000923 MEDICAL ASSISTANCE	36,864	0	0	0	0
5000925 SOCIAL SERVICES ADMINISTRATION	9,567,686	10,190,232	6,030,603	10,152,461	10,152,461
5000926 A 87 FEDERAL REVENUE	409,375	451,775	273,219	409,710	409,710

REPORT:BP033

BROOME COUNTY GOVERNMENT  
REVENUE AND APPROPRIATION SUMMARY  
BY DEPARTMENT AND DIVISION

FUND: 1010 General Operating  
DEPT: 35000000 Social Services  
DIV: 02 Soc Svcs-Central Admin

Account	2014 Actuals	2015 Budget	2015 YTD Actuals As of 08/26/15	2016 Budget Requested	2016 Budget Recommended
0000009 Federal Aid Totals	10,013,925	10,642,007	6,303,822	10,562,171	10,562,171
<b>Rev Total for Div: 3502</b>	<b>16,548,578</b>	<b>19,131,050</b>	<b>10,018,378</b>	<b>19,398,171</b>	<b>19,398,171</b>
<b>0000010 Personnel Service</b>					
6001000 SALARIES FULL-TIME	498,858	497,524	302,959	507,040	507,040
6001001 SALARIES PART-TIME	13,036	13,448	8,326	14,151	14,151
6001009 OTHER PERSONNEL SERVICES	275	275	275	275	275
<b>0000010 Personnel Service Totals</b>	<b>512,169</b>	<b>511,247</b>	<b>311,560</b>	<b>521,466</b>	<b>521,466</b>
<b>0000020 Equipment and Capital Outlay</b>					
6002102 IMPROVEMENT/ALTERATIONS	7,675	0	0	0	0
<b>0000020 Equipment and Capital Outlay Totals</b>	<b>7,675</b>	<b>0</b>	<b>0</b>	<b>0</b>	<b>0</b>
<b>0000040 Contractual Expenditures</b>					
6004010 BOOKS AND SUBSCRIPTIONS	838	1,600	136	1,600	1,600
6004012 OFFICE SUPPLIES	13,087	10,000	5,465	10,000	10,000
6004020 DPW BLDG SERVICE SUPPLIES	0	600	0	600	600
6004022 FUEL AND HEATING SUPPLIES	24,221	25,932	15,774	25,347	25,347
6004023 BLDG AND GROUNDS SUPPLIES	12,802	15,000	18,293	15,000	15,000
6004045 TRAINING AND EDUCATIONAL SUPPL	2,000	1,500	2,264	1,500	1,500
6004046 GAS OIL GREASE AND DIESEL FUEL	1,697	3,500	1,030	2,500	2,500
6004048 MISC OPERATIONAL SUPPLIES	54	0	0	0	0
6004054 SAFETY SUPPLIES	320	360	0	360	360
6004055 COMPUTER SOFTWARE AND SUPPLIES	0	10,330	2,772	0	0
6004056 COMPUTER EQUIPMENT(NON CAPITAL	294	0	4,560	0	0
6004100 POSTAGE AND FREIGHT	19	5,000	500	5,000	5,000
6004101 TELEPHONE	1,289	565	436	565	565
6004105 DUES AND MEMBERSHIPS	10,314	5,734	245	5,864	5,864
6004106 GENERAL OFFICE EXPENSES	5,683	3,500	1,966	3,500	3,500
6004111 BUILDING AND LAND RENTAL	773,826	789,212	591,909	805,503	805,503
6004115 ELECTRIC CURRENT	91,106	111,286	56,069	101,472	101,472
6004117 BUILDING AND GROUNDS EXPENSES	28,202	27,223	28,444	28,000	28,000
6004137 ADVERTISING AND PROMOTION EXPE	370	1,000	20	1,000	1,000



BROOME COUNTY GOVERNMENT  
 REVENUE AND APPROPRIATION SUMMARY  
 BY DEPARTMENT AND DIVISION

FUND: 1010 General Operating  
 DEPT: 35000000 Social Services  
 DIV: 02 Soc Svcs-Central Admin

Account	2014 Actuals	2015 Budget	2015 YTD Actuals As of 08/26/15	2016 Budget Requested	2016 Budget Recommended
6004138 OTHER OPERATIONAL EXPENSES	881	1,939	2,102	1,000	1,000
6004160 MILEAGE AND PARKING-LOCAL	421	210	347	210	210
6004161 TRAVEL HOTEL AND MEALS	78	1,000	11	1,000	1,000
6004162 EDUCATION AND TRAINING	0	1,000	1,786	1,000	1,000
6004164 NON-EMPLOYEE TRAVEL HOTEL & ME	3,408	5,157	2,250	4,464	4,464
6004165 ADVISORY BD/TRUSTEES EXPENSES	1,419	1,900	0	1,900	1,900
6004168 OTHER PERSONNEL EXPENSES	135	120	60	120	120
6004169 DAY TRIP MEAL REIMBURSEMENT	8	300	8	300	300
6004192 SOFTWARE MAINTENANCE	23,720	23,720	24,320	0	0
6004193 HARDWARE MAINTENANCE	0	0	75	0	0
6004195 HARDWARE RENTAL	3,161	3,600	2,107	0	0
6004196 COPYING MACHINE RENTALS	9,305	20,088	13,698	21,026	21,026
6004200 PROPERTY LOSS	11,539	1,193	1,923	0	0
6004203 INSURANCE CLAIMS	1,357	329	329	0	0
6004500 ACCTG AND COST ALLOCATION SERV	7,000	7,000	7,000	7,000	7,000
6004573 OTHER FEES FOR SERVICES	71,515	103,892	28,000	107,012	107,012
6004591 CASH SHORT AND OVER	-5	0	0	0	0
6005003 DISCOVERY CENTER	4,816	4,816	0	5,000	5,000
6005016 BROOME CO COOP EXT ASSN	288,947	316,539	237,404	351,901	316,539
<b>0000040 Contractual Expenditures Totals</b>	<b>1,393,827</b>	<b>1,505,145</b>	<b>1,051,303</b>	<b>1,509,744</b>	<b>1,474,382</b>
<b>0000041 Chargeback Expenses</b>					
6004602 INSURANCE PREMIUM CHARGEBACK	25,537	5,585	2,793	22,835	22,835
6004604 DPW SECURITY CHARGEBACKS	1,278,338	1,315,157	639,725	1,361,206	1,361,206
6004605 COUNTY ATTORNEY CHARGEBACKS	1,015,044	1,121,423	470,188	1,151,348	1,155,058
6004606 TELEPHONE BILLING ACCOUNT	11,995	17,036	7,269	12,878	12,878
6004609 DATA PROCESSING CHARGEBACKS	426,454	442,446	221,223	475,226	475,226
6004614 OTHER CHARGEBACK EXPENSES	9,133	14,954	9,636	4,834	4,834
6004615 GASOLINE CHARGEBACK	44,806	60,287	14,900	52,350	52,350
6004616 FLEET SERVICE CHARGEBACK	58,006	60,237	61,353	54,264	54,264
6004617 DUPLICATING/PRINTING CHARGEBAC	30,705	31,595	21,880	31,307	31,307
6004618 OFFICE SUPPLIES CHARGEBACK	79,583	87,330	48,733	113,564	113,564
6004619 BUILDING SERVICE CHARGEBACK	64,563	82,700	25,370	95,000	95,000
6004621 BUILDING AND LAND RENTAL CHARG	0	0	12,538	0	0
6004626 TRANSPORTATION SERVICES CHARGE	53,505	86,257	86,257	75,279	75,279
<b>0000041 Chargeback Expenses Totals</b>	<b>3,097,669</b>	<b>3,325,007</b>	<b>1,621,865</b>	<b>3,450,091</b>	<b>3,453,801</b>
<b>0000060 Principal on Indebtedness</b>					
6006008 PRINCIPAL ON CAPITAL LEASE	7,723	0	0	0	0

REPORT:BP033

BROOME COUNTY GOVERNMENT  
REVENUE AND APPROPRIATION SUMMARY  
BY DEPARTMENT AND DIVISION

FUND: 1010 General Operating  
DEPT: 35000000 Social Services  
DIV: 02 Soc Svcs-Central Admin

Account	2014 Actuals	2015 Budget	2015 YTD Actuals As of 08/26/15	2016 Budget Requested	2016 Budget Recommended
0000060 Principal on Indebtedness Totals	7,723	0	0	0	0
0000070 Interest on Indebtedness					
6007005 INTEREST ON CAPITAL LEASE	3,122	0	0	0	0
0000070 Interest on Indebtedness Totals	3,122	0	0	0	0
0000080 Employee Benefits					
6008001 STATE RETIREMENT	78,884	103,230	55,766	97,517	97,517
6008002 SOCIAL SECURITY	36,768	39,087	22,214	39,870	39,870
6008004 WORKERS COMPENSATION	3,798	6,067	2,091	6,966	6,966
6008006 LIFE INSURANCE	162	165	107	165	165
6008007 HEALTH INSURANCE	111,792	121,066	68,618	112,416	112,416
6008009 RETIREE HEALTH INSURANCE	87,958	81,253	45,873	68,838	68,838
6008010 DISABILITY INSURANCE	626	546	389	760	760
0000080 Employee Benefits Totals	319,988	351,414	195,058	326,532	326,532
Exp Total for Div: 3502	5,342,173	5,692,813	3,179,786	5,807,833	5,776,181
Total for Div: 35000000	11,206,405	13,438,237	6,838,592	13,590,338	13,621,990

## Social Services

### Administrative Services - 35010006

#### Mission Statement

The Administrative Services Unit of the Department of Social Services ensures the department's compliance with fiscal and operation policies dictated by the federal and state governments regarding claims and revenue. It is this department's goal to assist our County government in understanding and pursuing the most advantageous use of our welfare funding.

#### Description

Administrative Services is responsible for a variety of functions. Included are: budget preparation, fiscal planning, accounting, security, operations management, resources, third party health insurance, and personnel as provided for in Article XVII (1) (a) of the New York State Constitution, and various sections, Title 18 of the New York State Code Rules and Regulations.

#### 2016 Objectives

- Prepare a budget that will meet the needs of our clients and be financially sound.
- Provide timely and accurate payments to clients and to providers on behalf of our clients in all program areas.
- Prepare monthly claims for State and Federal reimbursement of program and administrative expenditures.
- To assist external auditors in their audit of department records.
- Maintain individual personnel files for all employees which includes: personnel data records (PDR), leave of absences and disability forms, bi-weekly payroll, and computerized sick and vacation records for more accurate and efficient record keeping.

#### 2016 Budget Highlights

- Ongoing reengineering effort to focus on efficiencies and cost reductions.
- Continue department wide imaging program to increase efficiencies and reduce dependence on paper files.
- Fiscal measurement reporting has been rolled out and will continue to be reviewed on a monthly basis.
- Continue documenting, updating, and flow charting all financial processes to enhance departmental controls and to optimize process efficiencies.

## Social Services/Administrative Services (35010006)

<u>Title of Position</u>	<u>Grade/Unit</u>	2014 <u>Actuals</u>	As of 7/7/2015 Current <u>Authorized</u>	2016 <u>Requested</u>	2016 <u>Recommended</u>
<u>Full-Time Positions</u>					
Deputy Comm. of Social Services/Admin. Services*	G Admin	1	1	1	1
Fiscal Services Administrator	24 Admin	1	1	1	1
Senior Accountant	18 BAPA	1	1	1	1
Accountant (County)	16 CSEA	1	1	1	1
Resource Consultant	14 CSEA	1	1	1	1
Computer Operator	13 CSEA	1	1	1	1
Principal Account Clerk	13 CSEA	4	4	4	4
Secretary	13 CSEA	1	1	1	1
Senior Account Clerk	9 CSEA	5	5	5	5
Keyboard Specialist	8 CSEA	2	2	2	2
Senior Clerk	8 CSEA	3	3	3	3
Account Clerk	7 CSEA	1	1	1	1
Clerk	6 CSEA	1	1	1	1
Total Full-Time Positions		23	23	23	23
<u>Part-Time Positions</u>					
None					
Total Part-Time Positions		0	0	0	0
Total Positions		23	23	23	23

\*One position unfunded since 2015

BROOME COUNTY GOVERNMENT  
 REVENUE AND APPROPRIATION SUMMARY  
 BY DEPARTMENT AND DIVISION

FUND: 1010 General Operating  
 DEPT: 35000000 Social Services  
 DIV: 01 Soc Svcs-Admin Svcs

Account	2014 Actuals	2015 Budget	2015 YTD Actuals As of 08/26/15	2016 Budget Requested	2016 Budget Recommended
35000000 Social Services					
0000007 Misc Interfund Revenues					
5000534 TRANSFER FROM INSURANCE RESERV	0	1,753	1,753	0	0
0000007 Misc Interfund Revenues Totals	0	1,753	1,753	0	0
Rev Total for Div: 3501	0	1,753	1,753	0	0
0000010 Personnel Service					
6001000 SALARIES FULL-TIME	788,100	796,278	478,209	815,539	815,539
6001003 SALARIES OVERTIME	168	3,090	0	3,090	3,090
0000010 Personnel Service Totals	788,268	799,368	478,209	818,629	818,629
0000040 Contractual Expenditures					
6004012 OFFICE SUPPLIES	5,131	7,638	1,021	7,638	7,638
6004160 MILEAGE AND PARKING-LOCAL	0	0	44	0	0
6004161 TRAVEL HOTEL AND MEALS	2,911	2,750	2,803	3,000	3,000
6004162 EDUCATION AND TRAINING	164	975	712	725	725
6004169 DAY TRIP MEAL REIMBURSEMENT	0	250	8	250	250
6004193 HARDWARE MAINTENANCE	75	0	0	0	0
6004200 PROPERTY LOSS	0	1,753	1,753	0	0
0000040 Contractual Expenditures Totals	8,281	13,366	6,341	11,613	11,613
0000041 Chargeback Expenses					
6004606 TELEPHONE BILLING ACCOUNT	5,238	8,282	3,186	5,048	5,048
0000041 Chargeback Expenses Totals	5,238	8,282	3,186	5,048	5,048
0000080 Employee Benefits					
6008001 STATE RETIREMENT	132,227	140,070	79,491	139,371	139,371
6008002 SOCIAL SECURITY	56,868	61,153	33,866	62,627	62,627
6008004 WORKERS COMPENSATION	6,329	10,107	3,269	10,990	10,990
6008006 LIFE INSURANCE	307	330	211	330	330
6008007 HEALTH INSURANCE	165,188	189,684	119,885	198,834	198,834

REPORT:BP033

BROOME COUNTY GOVERNMENT  
REVENUE AND APPROPRIATION SUMMARY  
BY DEPARTMENT AND DIVISION

FUND: 1010 General Operating  
DEPT: 35000000 Social Services  
DIV: 01 Soc Svcs-Admin Svcs

Account	2014 Actuals	2015 Budget	2015 YTD Actuals As of 08/26/15	2016 Budget Requested	2016 Budget Recommended
6008009 RETIREE HEALTH INSURANCE	198,296	226,134	121,063	214,191	214,191
6008010 DISABILITY INSURANCE	1,425	1,560	899	1,900	1,900
6008011 UNEMPLOYMENT INSURANCE	25,706	0	10,024	0	0
6008013 HEALTH INS - RETIRE INCENTIVE	1,219	0	0	0	0
<b>0000080 Employee Benefits Totals</b>	<b>587,565</b>	<b>629,038</b>	<b>368,708</b>	<b>628,243</b>	<b>628,243</b>
<b>Exp Total for Div: 3501</b>	<b>1,389,352</b>	<b>1,450,054</b>	<b>856,444</b>	<b>1,463,533</b>	<b>1,463,533</b>
<b>Total for Div: 35000000</b>	<b>-1,389,352</b>	<b>-1,448,301</b>	<b>-854,691</b>	<b>-1,463,533</b>	<b>-1,463,533</b>

## **SOCIAL SERVICES - 35**

### **Support Services - 35060006**

#### **Mission Statement**

##### **Master Control**

To provide vital, diversified service to all divisions in the department.

##### **Child Support Enforcement Unit (CSEU)/Support Collection Unit (SCU)**

The Child Support Enforcement Unit (CSEU) and the Support Collection Unit (SCU) are responsible for establishing and enforcing support orders against legally responsible relatives, and on behalf of public assistance applicants/recipients, as well as for non-applicant/recipient individuals who make application for child support services. These units are also responsible for establishment of paternity for all children born out of wedlock for these applicants as well, as necessary. The CSEU also has a responsibility to secure a court order for third party health insurance on behalf of all children in receipt of public assistance and Medicaid only benefits. Additionally, the SCU has primary responsibility to collect, monitor, and enforce all support as ordered made payable through it by any court of competent jurisdiction.

##### **Medical Services**

Within the scope of the Medicaid program provide access to appropriate, quality health care services for the Medicaid recipient by directing recipients to health and education services, identify trends and needs in the community health care system, work collaboratively with community providers to develop programs and health services, maximize all payer sources as well as federally supported categories of medical assistance.

##### **Welfare Management System (WMS)**

The Welfare Management System (WMS) Division administers local Department of Social Services electronic data processing and Administrative systems. This division also coordinates the interface between the WMS, the Medicaid Management Information System (MMIS), the Electronic Medicaid Eligibility Verification System (EMEVs), the Electronic Benefit Issuance Control Subsystem (EBICS), the Client Notice System (CNS), and in the mechanism for issuance of the Common Benefit Identification Card (CBIC).

Additionally, the division maintains the overall responsibility for all Electronic Data Processing (EDP) procedures that affect the department, including maximizing the efficiency of the department by designing and implementing personal computer applications. Electronic Benefit Transfer (EBT) Electronic procedure that allows recipients the ability to redeem benefits directly from authorized vendors and ATM machines. The Welfare Management System is authorized under Title 18, Part 655.1, Chapter 2 subchapter g, of the New York State Social Services Law.

##### **Description**

##### **Master Control**

This unit prepares Temporary Assistance, non-Temporary Assistance SNAP, and Medicaid applications assigning case numbers, and entering each one into the Master Control database. Master Control prepares statistical reports, orders and distributes state and local forms. Master Control is responsible for the agency telephone switchboard and is the records custodian for all active, ancillary, and closed Temporary Assistance, SNAP, and Medicaid cases. The unit

also houses three scanning stations and is responsible to oversee scanning all temporary assistance openings and denials; Temporary Assistance Recertification and miscellaneous paperwork from TA Undercare and SNAP. The Master Control staff is also responsible for the finger imaging of all applicants for the Temporary Assistance, and the issuing of benefit cards for Expedited SNAP and Temporary Assistance applicants and recipients. Staff from the Master Control Unit are also responsible for greeting and directing visitors to our Main Street Waiting Room.

Child Support Enforcement Unit (CSEU)/Support Collection Unit (SCU)

CSEU: location of non-custodial parents (NCP), financial investigation of NCP, health insurance investigation, non-support and/or paternity petition preparation and filing, arrange (County provided) legal representation as necessary and appropriate, assistance with identifying and obtaining any and all supportive information or documentation, preparation of any and all other documentation as necessary, monitor and maintain case, update and re-investigate as needed. SCU: Receive order of support from various courts, create and maintain support account, collect and disburse support payments, prepare and file non-payment violation petitions. Submits accounts for eligible enforcement processes, including but not limited to income execution for immediate wage withholding, federal and NYS Tax Intercept, property execution, and revocation of driving privileges.

**2016 Objectives**

Master Control

- Provide ongoing records management for Social Services case documents.
- Provide support services for Temporary Assistance, Medical Assistance, and Non-Public Assistance SNAP case preparation and department-wide telephone support.
- Continue inputting case numbers and corresponding information into the Master Control database.
- Continue scanning Temporary Assistance and SNAP cases as they close and/or are denied to aid in our space problem.
- Continue to provide excellent customer service to all.
- Continue to finger image applicants according to the AFIS plan of operation.
- Provide excellent customer service at the Reception area of the DSS-Main Street Waiting Room.

Child Support Enforcement Unit (CSEU)/Support Collection Unit (SCU)

- Increase total child support collections for 2016.
- Filling of existing staff vacancy's in both the SCU and the CSEU.
- To continue to meet or exceed federal and New York State mandated performances measures through intensive review of cases identified by NYS's Department of Child Support Enforcement. Review of over 2,200 cases will result in additional petition filings for paternity and support, in addition to securing court orders for third party health insurance. Approval of overtime funding will assist in case review. Securing orders for child support and third party health insurance are a potential cost avoidance for Broome County.



### Medical Services

- Maintain operations of the Mandatory Medicaid Managed Care and Mandatory Managed Long Term Care Program that allows for increased access to primary care services for the TANF, Safety Net, SSI, Disabled and Elderly populations.
- Continue to implement NYS Medicaid Redesign Team Projects aimed at reforming the system and reducing costs, including Managed Care Benefit Expansion and State Takeover of Administration of the Medicaid program.
- Continue to support and assist NY Medicaid choice with providing information to clients about Mandatory Managed Care and Managed Long Term Care plan options and provider networks so clients are able to make an informed choice and avoid auto assignments into managed care plans.
- Successfully facilitate the transition of the Nursing Home Medicaid benefit into Managed Care and Managed Long Term Care
- Process eligibility for the Medicaid for Pregnant Women Program recipients.

### Welfare Management System (WMS)

- Continue implementation of various applications including Connections (Build 18) and voice recognition software.
- Develop applications for the Viking.
- Implement records imaging solution for the department.
- Continue Human Services Enterprise Network (HSEN) Development to fully integrate the state and local systems.
- Continue development of reports using the Sidney on SQL Server and COGNOS Impromptu.
- Process all applications and authorizations in data entry within a 24 to 36 hour timeframe.

### 2016 Budget Highlights

#### Master Control

- Provide case file management support for 12,000 Assistance Program applicants.
- Scan, index, commit, and quality control assurance for 175,000 documents per month.
- Greet and direct over 170,000 consumers to our DSS Main St. Waiting Room.

#### Child Support Enforcement Unit (CSEU)/Support Collection Unit (SCU)

- Through full staffing to meet or exceed number of child support petitions filed in 2015, which will lead to increase in child support collected.
- To increase the unit's Paternity Establishment Percentage (PEP) from 92.32% as of January 31, 2015 to 95.00% by December 31, 2016. The minimum federal performance standard for this category is 90.00%.
- Continue to increase the unit's Support Enforcement Performance (SEP) to meet or exceed the minimum federal performance standard of 80%. Broome is currently at 90.61% as of January 31, 2015.

### Medical Services

- By December 31, 2016 targeted enrollment for Broome's Medicaid Managed Care and Managed Long Term Care Programs will reach 35,000 mandatory enrollees, pending plan capacity.
- Maintain health plan auto-assignments rate below 20% of total enrollment.
- Determine presumptive eligibility for 500 Medicaid for Pregnant Women Program recipients: 85% of the eligibility determinations will be conducted in the first trimester of pregnancy.

### Welfare Management System (WMS)

- Provide 19,120 authorizations per month.
- Perform 382,400 transactions per month.

Social Services/Support Services (35060006)

<u>Title of Position</u>	<u>Grade/Unit</u>	<u>2014 Actuals</u>	<u>As of 7/7/2015 Current Authorized</u>	<u>2016 Requested</u>	<u>2016 Recommended</u>
<b><u>Full-Time Positions</u></b>					
Welfare Management Systems Coordinator	20 BAPA	1	1	1	1
Coordinator of Child Support Enforcement	20 BAPA	1	1	1	1
Supervising Support Investigator	17 BAPA	1	1	1	1
Support Collection Supervisor	17 BAPA	1	1	1	1
Coordinator of Volunteer Services	16 BAPA	1	1	1	1
Senior Support Investigator	16 CSEA	1	1	1	1
Assistant Support Collection Supervisor	13 CSEA	1	1	1	1
Family Courts Liaison	12 CSEA	2	2	2	2
Social Services Examiner	11 CSEA	1	1	1	1
Support Investigator	11 CSEA	10	10	10	10
Child Support Specialist	9 CSEA	5	5	5	5
Senior Account Clerk	9 CSEA	2	2	2	2
Data Entry Machine Operator	8 CSEA	5	5	5	5
Keyboard Specialist	8 CSEA	3	3	3	3
Senior Clerk	8 CSEA	1	1	1	1
Account Clerk	7 CSEA	3	3	3	3
Telephone Operator	7 CSEA	1	1	1	1
Clerk	6 CSEA	1	1	1	1
<b>Total Full-Time Positions</b>		<b>41</b>	<b>41</b>	<b>41</b>	<b>41</b>
<b><u>Part-Time Positions</u></b>					
Systems Analyst	24 BAPA	1	1	1	1
<b>Total Part-Time Positions</b>		<b>1</b>	<b>1</b>	<b>1</b>	<b>1</b>
<b>Total Positions</b>		<b>42</b>	<b>42</b>	<b>42</b>	<b>42</b>

REPORT:BP033

BROOME COUNTY GOVERNMENT  
REVENUE AND APPROPRIATION SUMMARY  
BY DEPARTMENT AND DIVISION

FUND: 1010 General Operating  
DEPT: 35000000 Social Services  
DIV: 06 Soc Svcs-Support Svcs

Account	2014 Actuals	2015 Budget	2015 YTD Actuals As of 08/26/15	2016 Budget Requested	2016 Budget Recommended
<b>0000010 Personnel Service</b>					
6001000 SALARIES FULL-TIME	1,427,962	1,507,179	846,094	1,497,513	1,497,513
6001001 SALARIES PART-TIME	50,707	50,586	30,915	51,006	51,006
6001003 SALARIES OVERTIME	20,578	20,185	14,600	24,252	24,252
<b>0000010 Personnel Service Totals</b>	<b>1,499,247</b>	<b>1,577,950</b>	<b>891,609</b>	<b>1,572,771</b>	<b>1,572,771</b>
<b>0000040 Contractual Expenditures</b>					
6004012 OFFICE SUPPLIES	24,086	30,000	23,539	51,000	51,000
6004055 COMPUTER SOFTWARE AND SUPPLIES	23,243	21,000	893	0	0
6004100 POSTAGE AND FREIGHT	1,251	1,289	1,218	1,289	1,289
6004106 GENERAL OFFICE EXPENSES	3,548	3,708	2,153	3,442	3,442
6004161 TRAVEL HOTEL AND MEALS	1,393	1,500	1,407	1,500	1,500
6004162 EDUCATION AND TRAINING	164	500	333	500	500
6004168 OTHER PERSONNEL EXPENSES	60	150	34	150	150
6004169 DAY TRIP MEAL REIMBURSEMENT	32	200	0	200	200
6004196 COPYING MACHINE RENTALS	1,620	5,760	3,840	5,873	5,873
6004402 LAB SERVICES	12,464	20,000	8,436	20,000	20,000
6004573 OTHER FEES FOR SERVICES	13,873	20,915	10,601	0	0
<b>0000040 Contractual Expenditures Totals</b>	<b>81,734</b>	<b>105,022</b>	<b>52,454</b>	<b>83,954</b>	<b>83,954</b>
<b>0000041 Chargeback Expenses</b>					
6004606 TELEPHONE BILLING ACCOUNT	8,878	14,173	5,287	8,446	8,446
6004610 PERSONNEL SERVICES CHARGEBACKS	0	0	0	20,915	20,915
<b>0000041 Chargeback Expenses Totals</b>	<b>8,878</b>	<b>14,173</b>	<b>5,287</b>	<b>29,361</b>	<b>29,361</b>
<b>0000060 Principal on Indebtedness</b>					
6006008 PRINCIPAL ON CAPITAL LEASE	3,160	0	0	0	0
<b>0000060 Principal on Indebtedness Totals</b>	<b>3,160</b>	<b>0</b>	<b>0</b>	<b>0</b>	<b>0</b>
<b>0000070 Interest on Indebtedness</b>					
6007005 INTEREST ON CAPITAL LEASE	979	0	0	0	0
<b>0000070 Interest on Indebtedness Totals</b>	<b>979</b>	<b>0</b>	<b>0</b>	<b>0</b>	<b>0</b>

REPORT:BP033

BROOME COUNTY GOVERNMENT  
 REVENUE AND APPROPRIATION SUMMARY  
 BY DEPARTMENT AND DIVISION

FUND: 1010 General Operating  
 DEPT: 35000000 Social Services  
 DIV: 06 Soc Svcs-Support Svcs

Account	2014 Actuals	2015 Budget	2015 YTD Actuals As of 08/26/15	2016 Budget Requested	2016 Budget Recommended
<b>0000080 Employee Benefits</b>					
6008001 STATE RETIREMENT	222,856	299,690	154,714	273,394	273,394
6008002 SOCIAL SECURITY	107,274	120,714	63,898	120,314	120,314
6008004 WORKERS COMPENSATION	11,741	18,497	6,453	20,867	20,867
6008006 LIFE INSURANCE	585	630	385	630	630
6008007 HEALTH INSURANCE	352,042	403,601	213,668	386,922	386,922
6008009 RETIREE HEALTH INSURANCE	145,210	128,033	100,711	149,923	149,923
6008010 DISABILITY INSURANCE	2,508	2,808	1,495	3,420	3,420
6008013 HEALTH INS - RETIRE INCENTIVE	6,635	0	0	0	0
<b>0000080 Employee Benefits Totals</b>	<b>852,707</b>	<b>973,973</b>	<b>537,468</b>	<b>955,470</b>	<b>955,470</b>
<b>Exp Total for Div: 3506</b>	<b>2,446,705</b>	<b>2,671,118</b>	<b>1,486,818</b>	<b>2,641,556</b>	<b>2,641,556</b>
<b>Total for Div: 35000000</b>	<b>-2,446,705</b>	<b>-2,671,118</b>	<b>-1,486,818</b>	<b>-2,641,556</b>	<b>-2,641,556</b>

## **Social Services**

### **Certification – 35030006**

(Includes Public Assistance, Medical Assistance, SNAP, Welfare to Work and Child Assistance Program)

### **Mission Statement**

#### **Temporary Assistance**

To determine initial and continuing eligibility for cash grant programs, including emergency assistance, within statutory time limits and ensuring program integrity; to utilize diversion such as one-time cash assistance or referral to other programs/benefits. To enable recipients to achieve self-sufficiency by utilizing aggressive case management with the assistance of the Welfare to Work unit. Temporary assistance is administered under the authority of the New York State Social Services Law and Title 18 of the New York Code of Rules and Regulations.

#### **Medical Assistance**

To determine initial and continuing eligibility for medical assistance, within statutory time limits, responsively and accurately to facilitate self-sufficiency; to utilize third party health insurance and Medicare benefits; to maximize federal reimbursement through the utilization of federal categories; to involve eligible Medicaid recipients in managed care. Medical assistance is administered under the authority of the New York State Health Department Law and Title 18 of the New York Code of Rules and Regulations.

#### **Supplemental Nutrition Assistance Program (SNAP)**

To determine initial and continuing eligibility for SNAP, within statutory time limits, responsively and accurately; to refer

appropriate food stamp recipients to the Welfare to Work unit for participation in employment programs to facilitate self-sufficiency; to increase participation in the program in line with New York State directives; to comply with additional NYS program initiatives such as e-filing, and other facilitated application services; to comply with current program requirements of Electronic Benefit Transfer and Home Energy Assistance Program (HEAP). SNAP is administered under the authority of the New York State Social Services Law, Title 18 of the New York Code of Rules and Regulations, and Title 7 of the United States Code of Rules and Regulations.

#### **Welfare to Work**

To enable applicants and recipients of public assistance and food stamps to achieve their maximum level of self-support through the provision of the services, training, education, and supportive services needed to help them overcome barriers to employment and meet the mandates of federal welfare reform legislation. Programs include work experience, job search, job development and on the job training. The departments' welfare to work program also includes the SNAP Employment and Training Program.

### **2016 Objectives**

For all assistance programs areas: To continue our concerted effort to establish the most efficient business processes to ensure our expanding caseload is well served at our current staffing levels.

### Temporary Assistance

- Reduce the need for temporary assistance by assisting applicants in achieving self-sufficiency through diversion.
- Ensure assessment and participation of clients in work programs through integration with the Welfare to Work unit.
- Ensure Temporary Assistance applicants are provided benefits in a professional, efficient manner within prescribed timeframes.

### Medical Assistance

- Defray costs by maximizing other health care alternatives such as third party insurance, managed care, Medicare, and community clinics.
- Continue public relations campaign and educational meetings and trainings related to the State Take-over of the Medicaid Program with community providers.
- Implement new Medicaid MAGI eligibility rules of the Affordable Care Act.
- Phase-in the community Medicaid eligibility process via the State Health Exchange.

### Supplemental Nutrition Assistance Program (SNAP)

- Increase client participation in the program as mandated by New York State directives including the Working Families Initiative and utilization of the “my benefits” state website.
- Maintain program integrity and statutory timeframes for case determination.
- Ensure compliance with all applicable regulatory requirements.

### Welfare to Work

- Continually monitor processes and work activities to ensure efforts assist the agency in meeting participation rates mandated by state and federal legislation.
- Promote and monitor new policies which immediately engage all employable applicants in work activities that will lead to the elimination or reduction in their need for Public Assistance and/or SNAP.
- Interface Welfare to Work and other assistance program staff and community agencies to coordinate Welfare to Work activities.

### 2016 Budget Highlights

#### Temporary Assistance

- Require 100% of employable applicants to participate in welfare to work activities within 5 days of application.
- Divert 15% of new applicants to other resources to eliminate the need for Temporary Assistance.
- Continue to refer 100% of new applicants to the FEDS/EVR process.

#### Medical Assistance

- Refer 100% of eligible Medicaid recipients to managed care programs.
- Assist 100% of the MAGI Medicaid population navigate the Health Exchange.
- Make initial determinations for chronic care Medicaid within the state statutory time frame of 90 days from application.
- Make initial determinations for SSI-related Medicaid within the state statutory time frame of 45 days from application date.

#### Supplemental Nutrition Assistance Program (SNAP)

- Ensure timeliness of determinations for SNAP benefits to ensure they are within the NYS statutory time limit of 30 days from application date.
- Review and process 100% of SNAP applications eligible for expedited service within 5 business days.
- Bring error rate to state acceptable standards through enhanced quality control and staff training.

#### Welfare to Work

- Engage 50% of the TANF recipients in employment or work activities.
- Enable 600 recipients to secure employment.
- Secure SSI/SSD for 150 disabled TANF and Safety Net recipients.



Social Services/Certification (35030006)

<u>Title of Position</u>	<u>Grade/Unit</u>	2014 <u>Actuals</u>	As of 7/7/2015 Current <u>Authorized</u>	2016 <u>Requested</u>	2016 <u>Recommended</u>
<u>Full-Time Positions</u>					
Deputy Commissioner of Social Services	E Admin	1	1	1	1
Head Social Services Examiner	21 BAPA	1	1	1	1
Senior Employment Coordinator	21 BAPA	1	1	1	1
Employment Coordinator	18 BAPA	1	1	1	1
Office Manager	16 BAPA	1	1	1	1
Case Supervisor Grade B	20 CSEA	1	1	1	1
Senior Caseworker	18 CSEA	2	2	2	2
Principal Social Services Examiner	17 CSEA	6	6	6	6
Caseworker/Trainee	16/14 CSEA	10	10	10	10
Job Developer	16 CSEA	1	1	1	1
Secretary	13 CSEA	1	1	1	1
Senior Social Services Examiner	13 CSEA	16	16	16	16
Social Services Examiner	11 CSEA	28	31	32	32
Keyboard Specialist	8 CSEA	5	5	5	5
Clerk	6 CSEA	2	2	2	2
Total Full-Time Positions		77	80	81	81
<u>Part-Time Positions</u>					
None					
Total Part-Time Positions		0	0	0	0
Total Positions		77	80	81	81

REPORT:BP033

BROOME COUNTY GOVERNMENT  
REVENUE AND APPROPRIATION SUMMARY  
BY DEPARTMENT AND DIVISION

FUND: 1010 General Operating  
DEPT: 35000000 Social Services  
DIV: 03 Soc Svcs-Certification

Account	2014 Actuals	2015 Budget	2015 YTD Actuals As of 08/26/15	2016 Budget Requested	2016 Budget Recommended
<b>0000010 Personnel Service</b>					
6001000 SALARIES FULL-TIME	3,120,415	3,314,306	1,931,768	3,328,491	3,328,491
6001003 SALARIES OVERTIME	1,200	3,000	970	3,000	3,000
6001008 STAND-BY PAY	660	0	0	0	0
<b>0000010 Personnel Service Totals</b>	<b>3,122,275</b>	<b>3,317,306</b>	<b>1,932,738</b>	<b>3,331,491</b>	<b>3,331,491</b>
<b>0000040 Contractual Expenditures</b>					
6004010 BOOKS AND SUBSCRIPTIONS	0	135	0	135	135
6004012 OFFICE SUPPLIES	10,792	15,000	6,177	15,000	15,000
6004023 BLDG AND GROUNDS SUPPLIES	647	370	296	484	484
6004106 GENERAL OFFICE EXPENSES	3,114	3,199	3,169	3,199	3,199
6004111 BUILDING AND LAND RENTAL	5,379	63,181	63,173	63,181	63,181
6004117 BUILDING AND GROUNDS EXPENSES	21,849	29,714	321	22,893	22,893
6004138 OTHER OPERATIONAL EXPENSES	20	21	16	22	22
6004161 TRAVEL HOTEL AND MEALS	110	500	560	500	500
6004162 EDUCATION AND TRAINING	0	150	0	150	150
6004169 DAY TRIP MEAL REIMBURSEMENT	24	150	0	150	150
<b>0000040 Contractual Expenditures Totals</b>	<b>41,935</b>	<b>112,420</b>	<b>73,712</b>	<b>105,714</b>	<b>105,714</b>
<b>0000041 Chargeback Expenses</b>					
6004604 DPW SECURITY CHARGEBACKS	14,913	14,362	5,824	14,350	14,350
6004606 TELEPHONE BILLING ACCOUNT	15,661	24,594	9,014	15,932	15,932
6004619 BUILDING SERVICE CHARGEBACK	6,713	7,693	2,412	7,693	7,693
<b>0000041 Chargeback Expenses Totals</b>	<b>37,287</b>	<b>46,649</b>	<b>17,250</b>	<b>37,975</b>	<b>37,975</b>
<b>0000060 Principal on Indebtedness</b>					
6006008 PRINCIPAL ON CAPITAL LEASE	8,623	0	0	0	0
<b>0000060 Principal on Indebtedness Totals</b>	<b>8,623</b>	<b>0</b>	<b>0</b>	<b>0</b>	<b>0</b>
<b>0000070 Interest on Indebtedness</b>					
6007005 INTEREST ON CAPITAL LEASE	49,171	0	0	0	0
<b>0000070 Interest on Indebtedness Totals</b>	<b>49,171</b>	<b>0</b>	<b>0</b>	<b>0</b>	<b>0</b>

REPORT:BP033

BROOME COUNTY GOVERNMENT  
 REVENUE AND APPROPRIATION SUMMARY  
 BY DEPARTMENT AND DIVISION

FUND: 1010 General Operating  
 DEPT: 35000000 Social Services  
 DIV: 03 Soc Svcs-Certification

Account	2014 Actuals	2015 Budget	2015 YTD Actuals As of 08/26/15	2016 Budget Requested	2016 Budget Recommended
<b>0000080 Employee Benefits</b>					
6008001 STATE RETIREMENT	460,370	639,181	326,359	581,514	581,514
6008002 SOCIAL SECURITY	226,524	253,776	139,147	254,422	254,422
6008004 WORKERS COMPENSATION	23,890	38,325	13,567	44,468	44,468
6008006 LIFE INSURANCE	1,099	1,200	764	1,215	1,215
6008007 HEALTH INSURANCE	631,891	732,238	416,220	697,237	697,237
6008009 RETIREE HEALTH INSURANCE	546,347	526,883	394,417	586,406	586,406
6008010 DISABILITY INSURANCE	5,157	5,850	3,352	7,220	7,220
6008011 UNEMPLOYMENT INSURANCE	9,345	0	0	0	0
6008013 HEALTH INS - RETIRE INCENTIVE	27,655	0	0	0	0
<b>0000080 Employee Benefits Totals</b>	<b>1,932,278</b>	<b>2,197,453</b>	<b>1,293,826</b>	<b>2,172,482</b>	<b>2,172,482</b>
<b>Exp Total for Div: 3503</b>	<b>5,191,569</b>	<b>5,673,828</b>	<b>3,317,526</b>	<b>5,647,662</b>	<b>5,647,662</b>
<b>Total for Div: 35000000</b>	<b>-5,191,569</b>	<b>-5,673,828</b>	<b>-3,317,526</b>	<b>-5,647,662</b>	<b>-5,647,662</b>

**Social Services**  
**Services – 35050006**

**Mission Statement**

The Services Division provides support, counseling, case management, and case planning to children, adults, and families whose health and safety are at risk due to abuse, neglect, maltreatment, or dysfunction.

**Description**

Whenever possible, services are provided to prevent out of home placement. If placement out of the home is required, the lowest level of care, that is appropriate, is sought for the shortest duration possible. Services are provided in accordance with federal and state mandates, laws, and regulations. Service includes the following areas: child protective services, adult protective services, foster care, day care, adoption, preventive, home-finding, and auxiliary services.

**2016 Objectives**

- Investigate all reports of child abuse and neglect.
- Promote the “Safe Sleep Message”.
- Maintain minimal use of residential placements and detention placements.
- Provide supportive and rehabilitative services to families whose health and safety is at risk and to reduce the likelihood of out of home placement and hard to place individuals.
- Promote permanency for all children in care.
- Provide affordable quality child care to low income families.

- Provide services to victims of domestic violence.
- Implement performance improvement plans for child welfare outcomes and Title IV-E determinations.
- Continue to implement computer systems in child welfare and day care.

**2016 Budget Highlights**

- Decrease care days.
- Decrease detention days.
- Continue successful Preventive Program.
- Investigate 600 reports of adult abuse and neglect.
- Provide services to 3,000 cases per month.
- Provide purchase of services to 400 cases per month.
- Free 35 children for adoption.
- Place 40 children for adoption.
- Provide day care to 1200 children per month.
- Maintain the number of residential placement at 35 or less.

Social Services/Services (35050006)

<u>Title of Position</u>	<u>Grade/Unit</u>	<u>2014 Actuals</u>	<u>As of 7/7/2015 Current Authorized</u>	<u>2016 Requested</u>	<u>2016 Recommended</u>
<u>Full-Time Positions</u>					
Deputy Comm. of Social Services	E Admin	1	1	1	1
Case Supervisor Grade A	23 BAPA	2	2	2	2
Mental Health Program Coordinator	23 BAPA	0	1	1	1
Office Manager	16 BAPA	1	1	1	1
Clinical Social Worker	21 CSEA	0	1	1	1
Case Supervisor Grade B	20 CSEA	12	13	13	13
Senior Caseworker	18 CSEA	20	20	20	20
Intensive Case Manager	18 CSEA	0	3	3	3
Principal Social Services Examiner	17 CSEA	1	1	1	1
Caseworker/Trainee	16/14 CSEA	59	62	62	62
Secretary	13 CSEA	2	2	2	2
Social Services Examiner	11 CSEA	1	1	1	1
Senior Account Clerk	9 CSEA	2	2	2	2
Community Service Worker	8 CSEA	6	6	6	6
Keyboard Specialist	8 CSEA	5	6	6	6
Total Full-Time Positions		112	122	122	122
<u>Part-Time Positions</u>					
Intensive Case Manager	18 CSEA	0	1	1	1
Total Part-Time Positions		0	1	1	1
Total Positions		112	123	123	123

REPORT:BP033

BROOME COUNTY GOVERNMENT  
REVENUE AND APPROPRIATION SUMMARY  
BY DEPARTMENT AND DIVISION

FUND: 1010 General Operating  
DEPT: 35000000 Social Services  
DIV: 05 Soc Svcs- Svcs

Account	2014 Actuals	2015 Budget	2015 YTD Actuals As of 08/26/15	2016 Budget Requested	2016 Budget Recommended
<b>0000010 Personnel Service</b>					
6001000 SALARIES FULL-TIME	5,017,023	5,711,529	3,371,466	5,638,078	5,638,078
6001001 SALARIES PART-TIME	0	0	13,661	23,006	23,006
6001002 SALARIES TEMPORARY	8,344	35,000	2,314	35,000	35,000
6001003 SALARIES OVERTIME	137,727	100,000	102,580	125,160	125,160
6001008 STAND-BY PAY	14,465	14,820	8,820	14,820	14,820
<b>0000010 Personnel Service Totals</b>	<b>5,177,559</b>	<b>5,861,349</b>	<b>3,498,841</b>	<b>5,836,064</b>	<b>5,836,064</b>
<b>0000040 Contractual Expenditures</b>					
6004012 OFFICE SUPPLIES	14,238	13,190	10,988	12,550	12,550
6004040 MOTOR EQUIPMENT SUPPLIES	500	500	0	500	500
6004041 PHOTOGRAPHIC SUPPLIES	210	1,400	84	1,400	1,400
6004048 MISC OPERATIONAL SUPPLIES	0	500	22	500	500
6004102 TELEPHONE EQUIPMENT	2,428	5,073	1,268	2,174	2,174
6004147 OTHER PROGRAM EXPENSE	0	0	42	0	0
6004160 MILEAGE AND PARKING-LOCAL	10,638	20,000	10,686	20,000	20,000
6004161 TRAVEL HOTEL AND MEALS	8,113	9,000	5,103	9,000	9,000
6004162 EDUCATION AND TRAINING	2,004	1,000	924	1,000	1,000
6004164 NON-EMPLOYEE TRAVEL HOTEL & ME	2,855	3,500	207	3,500	3,500
6004169 DAY TRIP MEAL REIMBURSEMENT	1,099	2,500	1,118	2,500	2,500
6004400 MEDICAL AND PHYSICAL EXAMS	31,623	35,000	15,936	35,000	35,000
6004413 OTHER HEALTH AND MEDICAL SERVI	0	500	975	500	500
6004538 LEGAL CHARGES AND FEES	7,329	5,000	2,611	7,000	7,000
<b>0000040 Contractual Expenditures Totals</b>	<b>81,037</b>	<b>97,163</b>	<b>49,964</b>	<b>95,624</b>	<b>95,624</b>
<b>0000041 Chargeback Expenses</b>					
6004606 TELEPHONE BILLING ACCOUNT	28,751	31,284	16,905	29,390	29,390
<b>0000041 Chargeback Expenses Totals</b>	<b>28,751</b>	<b>31,284</b>	<b>16,905</b>	<b>29,390</b>	<b>29,390</b>
<b>0000080 Employee Benefits</b>					
6008001 STATE RETIREMENT	769,185	1,166,690	589,763	1,024,464	1,024,464
6008002 SOCIAL SECURITY	371,498	448,390	250,815	446,451	446,451
6008004 WORKERS COMPENSATION	39,464	61,381	23,972	76,284	76,284
6008006 LIFE INSURANCE	1,647	1,845	1,194	1,845	1,845
6008007 HEALTH INSURANCE	1,152,731	1,338,002	740,759	1,186,551	1,186,551

REPORT:BP033

BROOME COUNTY GOVERNMENT  
REVENUE AND APPROPRIATION SUMMARY  
BY DEPARTMENT AND DIVISION

FUND: 1010 General Operating  
DEPT: 35000000 Social Services  
DIV: 05 Soc Svcs- Svcs

Account	2014 Actuals	2015 Budget	2015 YTD Actuals As of 08/26/15	2016 Budget Requested	2016 Budget Recommended
6008009 RETIREE HEALTH INSURANCE	744,725	712,437	520,461	774,164	774,164
6008010 DISABILITY INSURANCE	7,942	9,204	5,321	11,210	11,210
6008011 UNEMPLOYMENT INSURANCE	5,048	0	0	0	0
6008013 HEALTH INS - RETIRE INCENTIVE	20,268	0	0	0	0
<b>0000080 Employee Benefits Totals</b>	<b>3,112,508</b>	<b>3,737,949</b>	<b>2,132,285</b>	<b>3,520,969</b>	<b>3,520,969</b>
<b>0000090 Transfers</b>					
6009002 TRANSFER TO GRANT FUND	287,615	0	0	0	0
<b>0000090 Transfers Totals</b>	<b>287,615</b>	<b>0</b>	<b>0</b>	<b>0</b>	<b>0</b>
<b>Exp Total for Div: 3505</b>	<b>8,687,470</b>	<b>9,727,745</b>	<b>5,697,995</b>	<b>9,482,047</b>	<b>9,482,047</b>
<b>Total for Div: 35000000</b>	<b>-8,687,470</b>	<b>-9,727,745</b>	<b>-5,697,995</b>	<b>-9,482,047</b>	<b>-9,482,047</b>

**SOCIAL SERVICES****Social Services Programs – 35070006****Mission Statement**

To promote self-sufficiency and assure the protection of vulnerable individuals. We strive to have an organization, which values the needs of the customers, the contributions of the staff, and the participation of the community. This vision shall be achieved through a culture, which encourages continuous improvement.

**2016 Objectives**

- Provide supportive transitional services, such as childcare, transportation, medical assistance and other benefits that enable recipients to increase and sustain their ability to maintain employment and become self-sufficient.
- Educate and enroll recipients in managed care.
- Reduce the local cost of assistance payments through aggressive procurement of alternative benefits and enhanced FEDS programs.
- Aggressively work with TANF recipients to ensure progress toward self-sufficiency during the 5-year limitation.
- Reduce care days in foster care with emphasis on reducing residential and detention placements.

**2016 Budget Highlights**

- Social Services is the lead agency for PINS Diversion Services.
- Detention dollars (51/49 reimbursement) converted to supervision and treatment of Juveniles Program funds (62/38 reimbursement).
- Continued savings in residential placements.



REPORT:BP033

BROOME COUNTY GOVERNMENT  
 REVENUE AND APPROPRIATION SUMMARY  
 BY DEPARTMENT AND DIVISION

FUND: 1010 General Operating  
 DEPT: 35000000 Social Services  
 DIV: 04 Soc Svcs-Intergov Transfers

Account	2014 Actuals	2015 Budget	2015 YTD Actuals As of 08/26/15	2016 Budget Requested	2016 Budget Recommended
0000040 Contractual Expenditures					
6004305 MMIS MEDICAL ASSISTANCE	4,115,846	3,016,115	3,215,000	2,736,743	2,273,371
0000040 Contractual Expenditures Totals	4,115,846	3,016,115	3,215,000	2,736,743	2,273,371
Exp Total for Div: 3504	4,115,846	3,016,115	3,215,000	2,736,743	2,273,371
Total for Div: 35000000	-4,115,846	-3,016,115	-3,215,000	-2,736,743	-2,273,371

REPORT:BP033

BROOME COUNTY GOVERNMENT  
REVENUE AND APPROPRIATION SUMMARY  
BY DEPARTMENT AND DIVISION

FUND: 1010 General Operating  
DEPT: 35000000 Social Services  
DIV: 07 Soc Svcs-Social Svcs Programs

Account	2014 Actuals	2015 Budget	2015 YTD Actuals As of 08/26/15	2016 Budget Requested	2016 Budget Recommended
<b>0000002 Departmental Income</b>					
5000152 REPAYMENTS OF TANF	54,119	68,149	28,221	61,354	61,354
5000153 CHILD SUPPORT COLLECT INCENTIV	211	0	4,901	0	0
5000154 REPAYMENTS OF AID-CHILD CARE	905,548	390,917	192,903	613,432	613,432
5000155 REPAYMENTS OF STATE TRAINING S	39	0	0	0	0
5000156 REPAYMENTS OF SAFETY NET	1,226,185	1,302,344	830,270	1,242,905	1,242,905
5000157 REPAYMENTS OF ADULTS	3,556	1,864	212	2,030	2,030
5000158 REPAYMENTS OF BURIALS	46,450	56,142	40,274	54,929	54,929
5000159 REPAYMENTS OF SERV FOR RECIPIE	0	0	2,596	0	0
5000243 REPAYMENTS OF AID-JD/PINS	136,961	167,250	35,195	145,572	145,572
5000244 REPAYMENTS OF VA BURIALS	3,827	2,734	1,137	2,124	2,124
5000336 VA BURIALS CHARGEBACK	43,787	67,194	20,610	61,899	61,899
5000433 LITIGATION RECOVERY	8,678	0	15,553	0	0
<b>0000002 Departmental Income Totals</b>	<b>2,429,361</b>	<b>2,056,594</b>	<b>1,171,872</b>	<b>2,184,245</b>	<b>2,184,245</b>
<b>0000007 Misc Interfund Revenues</b>					
5000530 REFUNDS OF PRIOR YEARS EXPENDI	752	929	4,136	4,915	4,915
5000543 PRIOR YEAR REFUNDS - TANF	9,532	18,711	10,578	12,340	12,340
5000544 PRIOR YEAR REFUNDS - SN	15,844	22,508	17,669	18,941	18,941
<b>0000007 Misc Interfund Revenues Totals</b>	<b>26,128</b>	<b>42,148</b>	<b>32,383</b>	<b>36,196</b>	<b>36,196</b>
<b>0000008 State Aid</b>					
5000853 MEDICAL ASSISTANCE	0	0	-5,893	0	0
5000854 TANF	40,396	0	81,580	0	0
5000855 SOCIAL SERVICES ADMINISTRATION	40,149	270,328	68,702	287,276	287,276
5000857 CHILD CARE SCHOOL DISTRICTS	306,311	266,160	234,792	408,016	408,016
5000858 CHILD CARE/FOSTER CARE (ADC)	5,205,920	4,552,137	2,983,320	4,538,380	4,538,380
5000859 JUVENILE DELINQUENT	467,439	454,014	248,534	578,655	578,655
5000861 SAFETY NET	3,372,816	3,616,341	1,637,904	3,615,729	3,615,729
5000862 EMERGENCY AID TO ADULTS	154,722	130,318	72,040	173,985	173,985
5000863 BURIALS	45,936	56,115	26,622	58,725	58,725
5000881 TANF DAY CARE	396,165	406,066	305,795	441,466	441,466
5000882 JD/PINS HOMES/INSTITUTIONS-ADC	981,753	932,197	710,154	931,772	931,772
5000884 POS	2,177,285	736,418	1,414,902	921,064	921,064
5000885 VA BURIALS	8,613	7,830	2,349	6,525	6,525
<b>0000008 State Aid Totals</b>	<b>13,197,505</b>	<b>11,427,924</b>	<b>7,780,801</b>	<b>11,961,593</b>	<b>11,961,593</b>

BROOME COUNTY GOVERNMENT  
 REVENUE AND APPROPRIATION SUMMARY  
 BY DEPARTMENT AND DIVISION

FUND: 1010 General Operating  
 DEPT: 35000000 Social Services  
 DIV: 07 Soc Svcs-Social Svcs Programs

Account	2014 Actuals	2015 Budget	2015 YTD Actuals As of 08/26/15	2016 Budget Requested	2016 Budget Recommended
<b>0000009 Federal Aid</b>					
5000924 TANF	11,863,990	12,078,201	5,637,938	12,168,646	12,168,646
5000925 SOCIAL SERVICES ADMINISTRATION	211,542	64,144	158,493	60,686	60,686
5000927 FOSTER CARE (ADC)	5,220,238	5,068,264	2,393,715	5,073,263	5,073,263
5000928 SAFETY NET	224,316	245,916	169,758	307,464	307,464
5000929 SERVICES FOR RECIPIENTS	653,347	784,536	796,733	784,536	784,536
5000953 EAF TANF	0	0	-2,840	0	0
5000954 EAF JD/PINS	1,076,609	2,157,071	574,162	2,117,070	2,117,070
5000955 EAF POS	851,726	815,710	746,925	830,277	830,277
5000956 JD/PINS HOMES/INSTITUTIONS-ADC	753,913	907,589	358,567	1,148,946	1,148,946
<b>0000009 Federal Aid Totals</b>	<b>20,855,681</b>	<b>22,121,431</b>	<b>10,833,451</b>	<b>22,490,888</b>	<b>22,490,888</b>
<b>Rev Total for Div: 3507</b>	<b>36,508,675</b>	<b>35,648,097</b>	<b>19,818,507</b>	<b>36,672,922</b>	<b>36,672,922</b>
<b>0000040 Contractual Expenditures</b>					
6004300 PURCHASE OF SERVICES	1,337,371	1,296,299	695,662	1,637,532	1,637,532
6004302 TANF DAY CARE	907,161	924,600	540,581	960,000	960,000
6004305 MMIS MEDICAL ASSISTANCE	38,452,684	38,329,211	23,928,944	36,783,032	36,783,032
6004306 SECURE DETENTION	54,639	1,075,503	1,450	240,000	240,000
6004308 TANF	11,532,853	11,880,000	7,381,014	11,880,000	11,880,000
6004309 EAF/TANF	416,022	266,350	266,534	350,000	350,000
6004311 INST PLACEMENT SCHOOL DISTRICT	1,142,343	1,000,000	896,213	1,400,000	1,400,000
6004312 FOSTER CARE HOMES/INSTITUTE-CW	1,712,195	1,503,296	932,996	1,473,009	1,473,009
6004313 FOSTER CARE HOMES/INSTITUTE-AD	10,361,147	10,388,046	6,205,607	10,169,539	10,169,539
6004314 FOSTER CARE NS DET (HASKINS)	612,421	668,096	38,600	66,373	66,373
6004315 FOSTER CARE NS DET OUT/COUNTY	85,879	5,000	357,967	634,452	634,452
6004316 JD/PINS INSTITUTIONS-ADC	1,942,516	1,834,454	1,405,051	2,329,985	2,329,985
6004317 JD CARE IN INSTITUTIONS	198,654	164,564	77,318	160,220	160,220
6004318 STATE TRAINING SCHOOLS	0	3,131,087	393,483	500,000	500,000
6004319 SAFETY NET	13,240,518	14,018,400	8,677,225	14,018,400	14,018,400
6004320 EMERGENCY AID FOR ADULTS	313,465	262,500	201,520	350,000	350,000
6004321 BURIALS	455,023	406,436	248,120	414,900	414,900
6004326 EAF/POS	1,344,946	1,404,323	728,525	1,374,374	1,374,374
6004327 EAF/FOSTER CARE	1,906,161	1,978,113	1,261,732	2,154,646	2,154,646
6004328 EAF/JD/PINS	1,595,813	1,717,070	670,206	1,309,970	1,309,970
6004330 VA BURIALS	55,183	75,000	37,080	68,400	68,400
6004573 OTHER FEES FOR SERVICES	718,273	856,603	475,462	859,029	859,029

REPORT:BP033

BROOME COUNTY GOVERNMENT  
REVENUE AND APPROPRIATION SUMMARY  
BY DEPARTMENT AND DIVISION

FUND: 1010 General Operating  
DEPT: 35000000 Social Services  
DIV: 07 Soc Svcs-Social Svcs Programs

Account	2014 Actuals	2015 Budget	2015 YTD Actuals As of 08/26/15	2016 Budget Requested	2016 Budget Recommended
0000040 Contractual Expenditures Totals	88,385,267	93,184,951	55,421,290	89,133,861	89,133,861
0000041 Chargeback Expenses					
6004610 PERSONNEL SERVICES CHARGEBACKS	526,049	105,098	96,065	190,751	190,751
6004614 OTHER CHARGEBACK EXPENSES	168,408	180,000	110,354	180,000	180,000
0000041 Chargeback Expenses Totals	694,457	285,098	206,419	370,751	370,751
Exp Total for Div: 3507	89,079,724	93,470,049	55,627,709	89,504,612	89,504,612
Total for Div: 35000000	-52,571,049	-57,821,952	-35,809,202	-52,831,690	-52,831,690

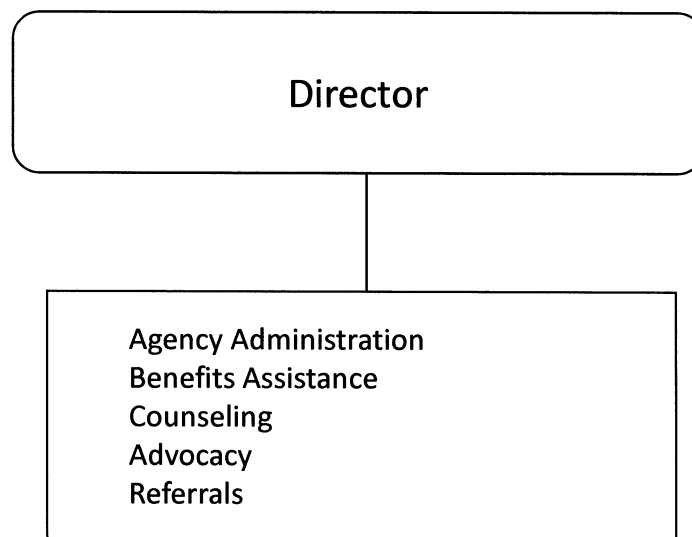
REPORT:BP033

BROOME COUNTY GOVERNMENT  
 REVENUE AND APPROPRIATION SUMMARY  
 BY DEPARTMENT AND DIVISION

FUND: 1010 General Operating  
 DEPT: 35000000 Social Services  
 DIV: 08

Account	2014 Actuals	2015 Budget	2015 YTD Actuals As of 08/26/15	2016 Budget Requested	2016 Budget Recommended
<b>0000009 Federal Aid</b>					
5000925 SOCIAL SERVICES ADMINISTRATION	48,344,995	0	0	0	0
5000930 HEAP	6,827,964	0	0	0	0
5000951 FEDERAL AID-HEALTH OTHER	1,103,524	0	0	0	0
<b>0000009 Federal Aid Totals</b>	<b>56,276,483</b>	<b>0</b>	<b>0</b>	<b>0</b>	<b>0</b>
<b>Rev Total for Div: 3508</b>	<b>56,276,483</b>	<b>0</b>	<b>0</b>	<b>0</b>	<b>0</b>
<b>0000040 Contractual Expenditures</b>					
6004305 MMIS MEDICAL ASSISTANCE	1,103,524	0	0	0	0
6004308 TANF	55,172,959	0	0	0	0
<b>0000040 Contractual Expenditures Totals</b>	<b>56,276,483</b>	<b>0</b>	<b>0</b>	<b>0</b>	<b>0</b>
<b>Exp Total for Div: 3508</b>	<b>56,276,483</b>	<b>0</b>	<b>0</b>	<b>0</b>	<b>0</b>
<b>Total for Div: 35000000</b>	<b>0</b>	<b>0</b>	<b>0</b>	<b>0</b>	<b>0</b>
<b>Total for Dept: 35000000</b>	<b>-63,195,586</b>	<b>-66,920,822</b>	<b>-43,542,640</b>	<b>-61,214,839</b>	<b>-60,720,370</b>

# Veterans Services



## **Veterans Services**

### **Mission Statement**

To provide counseling and assistance to veterans and their dependents by making them aware of federal, state and local benefits and to assist preparing, presenting and aid in the prosecution of claims governed by laws under the Department of Veterans Affairs.

### **Description**

The Veterans Service Agency renders a wide variety of services to an estimated 15,000 veterans and their families, of all wars and conflicts, as well as peacetime service. Service is also extended to active duty servicemen/women and their families. Professional assistance and advice is given in the filing of applications for benefits under existing federal, state, and local laws and regulations. It is also a primary function of the office to familiarize veterans and their families of the Department of Veteran's Affairs benefits available to them.

The Veterans Service Agency assists veterans and their families in applying for such benefits as service connected compensation, nonservice connected pensions, widow benefits, referrals for VA Healthcare services, certification of documents, replacement of Separation of Military Service papers, conversion of government insurance, waiver of insurance, Veterans Affairs home loan applications, tax exemption, insurance benefits, headstones or markers, burial benefits, memorial flags, military funerals, and death gratuity pay.

## **2016 Objectives**

- Coordinate all veterans groups, service organizations in Broome County and County departments to maximize service to veterans and minimize duplication of efforts.
- Review nursing home cases to ensure that veterans and widows are receiving accurate VA pensions with aid and attendance allowance.
- Review Military Service eligibility for indigent burials of honorably discharged veterans, as well as family members who have died without sufficient means to afford funeral expenses.
- Ensure all honorably discharged veterans' graves have adequate flag holders, flags and headstones for those without markers.
- Maintain professional counseling and make appropriate referrals for veteran's healthcare and mental health evaluations.
- To better assist veterans in applying for, maintaining, and appealing adverse decisions regarding benefits.
- Continue striving to expand services by conducting home visits to veterans and dependents whose disabilities inhibit their ability to leave their home, and counseling veterans at the local outreach center.
- Participate in continual service officer training

## **2016 Budget Highlights**

- In providing advocacy services and representation in the development and presentation of claims before the Department of Veterans Affairs, the Veterans Service Agency has played a pivotal role in improving the economic well being of veterans and their dependents residing in Broome County. According to statistics released by the Office of Policy, Planning, and Preparedness of the Department of Veterans Affairs, total expenditures in fiscal year 2014 was \$33,996,000 in compensation and pension payments made to Broome County veterans and dependents. This number marks an increase from \$29,406,000 in FY 2013.
- The Compensation and Pension category includes expenditures for the following programs: Disability for service-connected injuries; dependency and indemnity compensation for spouses due to veterans' service-connected deaths; pension for non-service connected disabilities; burial benefits; and other benefits to veterans and their survivors.
- In our continual effort to provide enhanced services to our veterans, this office continues to provide support to the Disabled American Veterans Transportation Service. The DAV transport is composed of volunteer drivers operating a shuttle service from veteran's homes to the Binghamton VA Outpatient Clinic and the Syracuse VA Medical Center. The vehicles, fuel, insurance and maintenance are provided by the Syracuse VA Medical Center.
- Provided counseling and advocacy to 849 veterans and their dependents in 2014 up from 687 the previous year.
- In addition, assisted with the development and presentation of 175 original and new claims for benefits to the Department of Veterans Affairs. This number also represents an increase from 81 the previous year.
- As a result of aggressive representation, total retroactive benefits paid to veterans and their dependents in 2014 totaled \$783,097.
- Expanded the Arena's Veterans display by adding additional exhibits honoring six Medal of Honor recipients with ties to the Broome County area, a Korean War Memorial, and War on Terror exhibit.
- Utilized the County's OnBase software system to scan all VA documentation, creating paperless files, and eliminating the time consuming process of filing.



Veterans Services (36000006)

<u>Title of Position</u>	<u>Grade/Unit</u>	<u>2014 Actuals</u>	<u>As of 7/7/2015 Current Authorized</u>	<u>2016 Requested</u>	<u>2016 Recommended</u>
<u>Full-Time Positions</u>					
Veterans Director	24 Admin	1	1	1	1
Veterans Service Assistant	11 CSEA	0	1	1	1
Keyboard Specialist	8 CSEA	1	0	0	0
Total Full-Time Positions		2	2	2	2
<u>Part-Time Positions</u>					
Total Part-Time Positions		0	0	0	0
Total Positions		2	2	2	2

REPORT:BP032

BROOME COUNTY GOVERNMENT  
REVENUE AND APPROPRIATION SUMMARY BY DEPARTMENT

FUND: 1010 General Operating  
DEPT: 36000000 Veterans Services

Account	2014 Actuals	2015 Budget	2015 YTD Actuals As of 08/26/15	2016 Budget Requested	2016 Budget Recommended
<b>0000002 Departmental Income</b>					
5000224 TRANSFER TAX	379,221	275,000	257,777	300,000	300,000
<b>0000002 Departmental Income Total</b>	<u>379,221</u>	<u>275,000</u>	<u>257,777</u>	<u>300,000</u>	<u>300,000</u>
<b>0000007 Misc Interfund Revenues</b>					
5000546 Trust Account Inflows	12,272	0	0	0	0
5000561 TRANSFER FROM RESERVE FUND	0	230,431	230,431	111,293	111,293
<b>0000007 Misc Interfund Revenues Total</b>	<u>12,272</u>	<u>230,431</u>	<u>230,431</u>	<u>111,293</u>	<u>111,293</u>
<b>0000008 State Aid</b>					
5000867 VETERANS SERVICE AGENCIES	12,793	12,982	12,793	12,793	12,793
<b>0000008 State Aid Total</b>	<u>12,793</u>	<u>12,982</u>	<u>12,793</u>	<u>12,793</u>	<u>12,793</u>
<b>Rev Totals for Dept: 36000000</b>	<u>404,286</u>	<u>518,413</u>	<u>501,001</u>	<u>424,086</u>	<u>424,086</u>
<b>0000010 Personnel Service</b>					
6001000 SALARIES FULL-TIME	73,005	88,895	55,141	91,454	91,454
6001002 SALARIES TEMPORARY	11,746	12,467	8,642	14,385	14,385
<b>0000010 Personnel Service Totals</b>	<u>84,751</u>	<u>101,362</u>	<u>63,783</u>	<u>105,839</u>	<u>105,839</u>
<b>0000040 Contractual Expenditures</b>					
6004010 BOOKS AND SUBSCRIPTIONS	1,201	800	94	800	800
6004012 OFFICE SUPPLIES	535	500	640	1,000	1,000
6004023 BLDG AND GROUNDS SUPPLIES	0	0	13	0	0
6004105 DUES AND MEMBERSHIPS	0	100	80	150	150
6004106 GENERAL OFFICE EXPENSES	105	1,000	520	1,000	1,000
6004139 Trust Account Outflows	14,617	0	0	0	0
6004140 MRF PROCESSING EXPENSES	-48	0	0	0	0
6004146 SUBCONTRACTED PROGRAM EXPENSE	77,713	150,375	31,797	50,000	50,000
6004147 OTHER PROGRAM EXPENSE	15,101	15,000	14,031	15,000	15,000
6004160 MILEAGE AND PARKING-LOCAL	0	50	0	50	50

BROOME COUNTY GOVERNMENT  
 REVENUE AND APPROPRIATION SUMMARY BY DEPARTMENT

FUND: 1010 General Operating  
 DEPT: 36000000 Veterans Services

Account	2014 Actuals	2015 Budget	2015 YTD Actuals As of 08/26/15	2016 Budget Requested	2016 Budget Recommended
6004161 TRAVEL HOTEL AND MEALS	682	1,000	83	1,000	1,000
<b>0000040 Contractual Expenditures Totals</b>	<b>109,906</b>	<b>168,825</b>	<b>47,258</b>	<b>69,000</b>	<b>69,000</b>
<b>0000041 Chargeback Expenses</b>					
6004602 INSURANCE PREMIUM CHARGEBACK	128	128	128	115	115
6004606 TELEPHONE BILLING ACCOUNT	0	2,432	547	872	872
6004609 DATA PROCESSING CHARGEBACKS	0	7,057	3,529	11,544	11,544
6004614 OTHER CHARGEBACK EXPENSES	0	0	23	83	83
6004617 DUPLICATING/PRINTING CHARGEBAC	0	100	193	203	203
6004618 OFFICE SUPPLIES CHARGEBACK	0	800	3,363	7,229	7,229
6004621 BUILDING AND LAND RENTAL CHARG	14,450	14,450	0	14,450	14,450
6004630 VA BURIALS CHARGEBACK	43,787	67,194	20,610	61,899	61,899
<b>0000041 Chargeback Expenses Totals</b>	<b>58,365</b>	<b>92,161</b>	<b>28,393</b>	<b>96,395</b>	<b>96,395</b>
<b>0000080 Employee Benefits</b>					
6008001 STATE RETIREMENT	13,553	18,046	9,594	14,606	14,606
6008002 SOCIAL SECURITY	6,321	6,800	4,976	6,996	6,996
6008004 WORKERS COMPENSATION	551	522	261	449	449
6008006 LIFE INSURANCE	24	30	24	30	30
6008007 HEALTH INSURANCE	9,631	12,259	6,443	6,031	6,031
6008009 RETIREE HEALTH INSURANCE	18,519	18,705	16,367	24,550	24,550
6008010 DISABILITY INSURANCE	46	78	45	190	190
<b>0000080 Employee Benefits Totals</b>	<b>48,645</b>	<b>56,440</b>	<b>37,710</b>	<b>52,852</b>	<b>52,852</b>
<b>0000090 Transfers</b>					
6009002 TRANSFER TO GRANT FUND	100,000	100,000	100,000	100,000	100,000
<b>0000090 Transfers Totals</b>	<b>100,000</b>	<b>100,000</b>	<b>100,000</b>	<b>100,000</b>	<b>100,000</b>
<b>Exp Totals for Dept: 36000000</b>	<b>401,667</b>	<b>518,788</b>	<b>277,144</b>	<b>424,086</b>	<b>424,086</b>
<b>Total for Dept: 36000000</b>	<b>2,619</b>	<b>-375</b>	<b>223,857</b>	<b>0</b>	<b>0</b>

**This page is intentionally left blank**



## Home and Community Services

<u>Department/Division</u>	<u>Page</u>
Office of Energy Development	368
Planning and Economic Development	371
Solid Waste Management	378

## Office of Energy Development (46010007)

<u>Title of Position</u>	<u>Grade/Unit</u>	2014 <u>Actuals</u>	As of 7/7/2015 Current <u>Authorized</u>	2016 <u>Requested</u>	2016 <u>Recommended</u>
<u>Full-Time Positions</u>					
Director	A Admin	1	0	0	0
Admin. Assist. to the County Executive	12 Admin	1	0	0	0
Total Full-Time Positions		2	0	0	0
<u>Part-Time Positions</u>					
Energy Initiatives Coordinator	22 Admin	0	0	0	0
Total Part-Time Positions		0	0	0	0
Total Positions		2	0	0	0

BROOME COUNTY GOVERNMENT  
 REVENUE AND APPROPRIATION SUMMARY BY DEPARTMENT

FUND: 1010 General Operating  
 DEPT: 46000000 Office of Energy Development

Account	2014 Actuals	2015 Budget	2015 YTD Actuals As of 08/26/15	2016 Budget Requested	2016 Budget Recommended
<b>0000001 Tax Items</b>					
5000012 OCC TAX ECO DEV	0	108,658	0	0	0
<b>0000001 Tax Items Total</b>	<u>0</u>	<u>108,658</u>	<u>0</u>	<u>0</u>	<u>0</u>
<b>0000002 Departmental Income</b>					
5000426 MISCELLANEOUS	50,000	0	0	0	0
<b>0000002 Departmental Income Total</b>	<u>50,000</u>	<u>0</u>	<u>0</u>	<u>0</u>	<u>0</u>
<b>Rev Totals for Dept: 46000000</b>	<u>50,000</u>	<u>108,658</u>	<u>0</u>	<u>0</u>	<u>0</u>
<b>0000010 Personnel Service</b>					
6001000 SALARIES FULL-TIME	78,735	60,149	25,680	0	0
6001002 SALARIES TEMPORARY	362	0	0	0	0
<b>0000010 Personnel Service Totals</b>	<u>79,097</u>	<u>60,149</u>	<u>25,680</u>	<u>0</u>	<u>0</u>
<b>0000020 Equipment and Capital Outlay</b>					
6002102 IMPROVEMENT/ALTERATIONS	41,563	0	0	0	0
<b>0000020 Equipment and Capital Outlay Totals</b>	<u>41,563</u>	<u>0</u>	<u>0</u>	<u>0</u>	<u>0</u>
<b>0000040 Contractual Expenditures</b>					
6004111 BUILDING AND LAND RENTAL	250	0	0	0	0
6004137 ADVERTISING AND PROMOTION EXPE	17	0	0	0	0
6004138 OTHER OPERATIONAL EXPENSES	719	0	0	0	0
6004255 CONTRACTED SERVICES	5,200	16,230	585	0	0
<b>0000040 Contractual Expenditures Totals</b>	<u>6,186</u>	<u>16,230</u>	<u>585</u>	<u>0</u>	<u>0</u>
<b>0000041 Chargeback Expenses</b>					
6004602 INSURANCE PREMIUM CHARGEBACK	31	31	31	0	0
6004614 OTHER CHARGEBACK EXPENSES	738	1,000	0	0	0



REPORT:BP032

BROOME COUNTY GOVERNMENT  
REVENUE AND APPROPRIATION SUMMARY BY DEPARTMENT

FUND: 1010 General Operating

DEPT: 46000000 Office of Energy Development

Account	2014 Actuals	2015 Budget	2015 YTD Actuals As of 08/26/15	2016 Budget Requested	2016 Budget Recommended
6004617 DUPLICATING/PRINTING CHARGEBAC	1,382	1,500	0	0	0
6004618 OFFICE SUPPLIES CHARGEBACK	6,331	6,500	0	0	0
<b>0000041 Chargeback Expenses Totals</b>	<b>8,482</b>	<b>9,031</b>	<b>31</b>	<b>0</b>	<b>0</b>
<b>0000080 Employee Benefits</b>					
6008001 STATE RETIREMENT	11,091	12,210	4,571	0	0
6008002 SOCIAL SECURITY	5,916	4,602	1,902	0	0
6008004 WORKERS COMPENSATION	521	415	208	0	0
6008006 LIFE INSURANCE	24	15	6	0	0
6008007 HEALTH INSURANCE	6,273	6,236	2,624	0	0
<b>0000080 Employee Benefits Totals</b>	<b>23,825</b>	<b>23,478</b>	<b>9,311</b>	<b>0</b>	<b>0</b>
<b>Exp Totals for Dept: 46000000</b>	<b>159,153</b>	<b>108,888</b>	<b>35,607</b>	<b>0</b>	<b>0</b>
<b>Total for Dept: 46000000</b>	<b>-109,153</b>	<b>-230</b>	<b>-35,607</b>	<b>0</b>	<b>0</b>

# Planning & Economic Development



## Planning and Economic Development

### Mission Statement

To enhance the sound and orderly economic, physical and environmental development of Broome County and its constituent municipalities. Provide technical planning and environmental services and assistance to the County Executive, County Legislature and municipal jurisdictions and by implementing projects and programs designed to improve the economy, environment and physical infrastructure of the County.

### Description

The Department of Planning and Economic Development extends professional services to Broome County Government, its departments and municipalities as well as to other public and private entities. The Department provides assistance in land-use planning, zoning, grant writing, economic development, environmental studies and recommendations, local land use reviews (GML 239), community assistance, GIS Mapping and research and infrastructure development. Advisory guidance is provided by the Southern Tier Economic Partnership, Environmental Management Council and BMTS Advisory Committee, the Broome County Land Bank, the Broome-Tioga Stormwater Coalition, and the NY Rising Community Reconstruction Board.

### 2016 Objectives

#### Comprehensive Plans, Studies and Technical Assistance:

- Continue implementation of the County-Wide Comprehensive Plan action plan

- Continue providing support and assistance to Broome County municipalities on Comprehensive Plan Development
- Complete the Town of Kirkwood for Comprehensive Plan
- Complete a parking study in downtown Binghamton in coordination with and with financial support from BMTS and the City of Binghamton
- Conduct training and workshops for municipal officials.
- Work with municipal officials to coordinate 239 reviews, zoning and subdivision reviews
- Collaborate with local municipalities to carry out the Local Waterfront Revitalization Plan
- Administer the expanded Susquehanna Heritage Area program to protect and preserve our cultural resources
- Continue collaboration with village centers
- Continue to collaborate with Broome County Land Bank

#### Economic Development:

- Continue the effective collaboration with the Agency for economic development services
- Closely collaborate with economic development entities in the region to continue implementation of a coordinated approach to economic development
- Continue implementation of “Innovation Districts” in Binghamton and the Town of Union

#### Flood Mitigation and Storm Water Management:

- Continue participation on the NY Rising Communities Reconstruction Board
- Assist with initiating an Upper Susquehanna Watershed Study in conjunction with the NYS DEC and the Army Corps of Engineers
- Continue coordinating implementation of the FEMA mandated update to the Multi-Jurisdictional Hazard Mitigation Plan

- Continued implementation of federally mandated Storm Water Management Plan and providing education and facilitating public participation for MS4 Compliance, (Municipal Separate Storm Sewer Systems
- Continue to coordinate the Flood Task Force, administer flood related grant programs, and evaluate and implement new and better flood mitigation strategies
- Continue to actively participate in the BC Community Organizations Around Disasters (BCCOAD)

#### Grants and Grants Administration:

- Effectively manage the Hotel-Motel fund to maximize its impact by leveraging the fund with other resources
- Aggressively pursue state, federal and other grant funding to meet County goals and objectives
- Initiate CDBG funded replacement of failing communal septic system for Forest View Mobile Home Park in Windsor

#### Agriculture:

- Oversee construction and start-up of Southern Tier Regional Farmer's Market
- Complete an Agriculture Economic Development Plan with the support of Hotel Motel Funds and New York State Agriculture and Markets funding
- Continue to work with the Agriculture Task Force to support and expand farming in Broome County
- Continue participation on and provide support for the Ag and Farmland Protection Board

#### GIS:

- Complete transition to new ESRI platform for online GIS
- Continue to expand the County's GIS capabilities

#### Brownfields:

- Complete Step III of the Endicott Johnson Industrial Spine BOA.
- Continue monitoring program post EPA clean Up Cooperative Agreement for 312 Maple Street Remediation

Continue participation on the following Boards and Committees:

- Aging Futures Partnership
- Binghamton Commission on Architecture and Urban Planning
- BMTS Planning Committee
- Broome Tioga Storm Water Coalition
- Environmental Management Council
- Greenway Steering Committee
- Headwaters River Trail
- Livable Communities Alliance Steering Committee
- NYS DEC Region 7 Open Space Committee
- Regional Economic Development Council Work Groups
- Southern Tier East Regional Planning Development Board
- Southern Tier Economic Partnership (STEP)
- Susquehanna Heritage Area Commission and Advisory Board
- Broome Tioga Workforce Development Board

#### 2016 Budget Highlights

Review future comprehensive plan development contracts with municipalities to more closely follow a 'pay as you go' approach.

## Planning &amp; Economic Development (37000007)

<u>Title of Position</u>	<u>Grade/Unit</u>	2014 <u>Actuals</u>	As of 7/22/2015	2016 <u>Requested</u>	2016 <u>Recommended</u>
			<u>Current Authorized</u>		
<u>Full-Time Positions</u>					
Comm. Of Planning & Economic Development**	H Admin	1	1	1	1
Director of Planning	24 BAPA	0	1	1	1
GIS Administrator	24 BAPA	1	1	1	1
Chief Planner***	23 BAPA	1	1	1	1
Senior Planner	21 CSEA	2	2	2	2
Senior Environmental Planner*	21 CSEA	1	1	1	1
GIS Specialist	20 CSEA	0	0	1	0
Planner	18 CSEA	0	0	1	1
GIS Technician	15 CSEA	0	0	1	0
Sr. Account Clerk	9 CSEA	1	1	1	1
Total Full-Time Positions		7	8	11	9
<u>Part-Time Positions</u>					
Total Part-Time Positions		0	0	0	0
Total Positions		7	8	11	9

\* One position unfunded since 2011

\*\* One position unfunded in 2016

\*\*\*One position unfunded in 2016

BROOME COUNTY GOVERNMENT  
 REVENUE AND APPROPRIATION SUMMARY BY DEPARTMENT

FUND: 1010 General Operating  
 DEPT: 37000000 Planning and Econ Development

Account	2014 Actuals	2015 Budget	2015 YTD Actuals As of 08/26/15	2016 Budget Requested	2016 Budget Recommended
<b>0000002 Departmental Income</b>					
5000118 FEES FOR SERVICES	0	0	0	10,000	0
5000176 RENTAL CONTRACTS	15,840	15,840	10,934	15,840	15,840
5000189 OTHER LOCAL GOVERNMENTS	0	6,000	0	32,500	4,000
5000331 CHARGEBACK TO GRANTS	4,059	0	0	0	0
5000333 OTHER DEPARTMENTAL CHARGEBACK	0	0	0	45,000	0
<b>0000002 Departmental Income Total</b>	<b>19,899</b>	<b>21,840</b>	<b>10,934</b>	<b>103,340</b>	<b>19,840</b>
<b>0000006 Sale of Prop and Comp for Loss</b>					
5000513 MINOR SALES - PLANNING	2,062	5,000	568	2,000	2,000
<b>0000006 Sale of Prop and Comp for Loss Total</b>	<b>2,062</b>	<b>5,000</b>	<b>568</b>	<b>2,000</b>	<b>2,000</b>
<b>0000008 State Aid</b>					
5000808 OTHER STATE AID	-57,977	0	0	0	0
<b>0000008 State Aid Total</b>	<b>-57,977</b>	<b>0</b>	<b>0</b>	<b>0</b>	<b>0</b>
<b>Rev Totals for Dept: 37000000</b>	<b>-36,016</b>	<b>26,840</b>	<b>11,502</b>	<b>105,340</b>	<b>21,840</b>
<b>0000010 Personnel Service</b>					
6001000 SALARIES FULL-TIME	366,414	372,617	212,568	451,875	350,999
<b>0000010 Personnel Service Totals</b>	<b>366,414</b>	<b>372,617</b>	<b>212,568</b>	<b>451,875</b>	<b>350,999</b>
<b>0000020 Equipment and Capital Outlay</b>					
6002503 COMPUTER EQUIPMENT	15,052	0	0	0	0
<b>0000020 Equipment and Capital Outlay Totals</b>	<b>15,052</b>	<b>0</b>	<b>0</b>	<b>0</b>	<b>0</b>
<b>0000040 Contractual Expenditures</b>					
6004010 BOOKS AND SUBSCRIPTIONS	1,233	0	1,039	0	0
6004012 OFFICE SUPPLIES	2,227	3,501	1,021	3,700	3,700

REPORT:BP032

BROOME COUNTY GOVERNMENT  
REVENUE AND APPROPRIATION SUMMARY BY DEPARTMENT

FUND: 1010 General Operating

DEPT: 37000000 Planning and Econ Development

Account	2014 Actuals	2015 Budget	2015 YTD Actuals As of 08/26/15	2016 Budget Requested	2016 Budget Recommended
6004055 COMPUTER SOFTWARE AND SUPPLIES	768	1,000	0	0	0
6004056 COMPUTER EQUIPMENT (NON CAPITAL)	2,152	0	0	0	0
6004100 POSTAGE AND FREIGHT	51	800	0	800	800
6004105 DUES AND MEMBERSHIPS	12,630	12,400	12,410	12,800	12,800
6004106 GENERAL OFFICE EXPENSES	744	2,300	437	2,300	2,300
6004117 BUILDING AND GROUNDS EXPENSES	-1,662	0	0	0	0
6004137 ADVERTISING AND PROMOTION EXPE	-266	500	377	700	700
6004138 OTHER OPERATIONAL EXPENSES	26	0	0	0	0
6004160 MILEAGE AND PARKING-LOCAL	0	100	0	100	100
6004161 TRAVEL HOTEL AND MEALS	356	800	434	1,100	1,100
6004162 EDUCATION AND TRAINING	688	1,500	650	2,100	2,100
6004169 DAY TRIP MEAL REIMBURSEMENT	0	300	0	500	500
6004196 COPYING MACHINE RENTALS	1,286	3,800	674	3,044	3,044
6004255 CONTRACTED SERVICES	45,375	64,000	38,832	85,000	85,000
6005017 SOIL CONSERVATION SERVICE	70,970	70,970	53,228	70,970	70,970
<b>0000040 Contractual Expenditures Totals</b>	<b>136,578</b>	<b>161,971</b>	<b>109,102</b>	<b>183,114</b>	<b>183,114</b>
<b>0000041 Chargeback Expenses</b>					
6004602 INSURANCE PREMIUM CHARGEBACK	364	499	154	447	447
6004610 PERSONNEL SERVICES CHARGEBACKS	0	0	0	0	76,163
6004615 GASOLINE CHARGEBACK	592	875	-202	750	750
6004616 FLEET SERVICE CHARGEBACK	2,231	2,231	1,116	1,938	1,938
<b>0000041 Chargeback Expenses Totals</b>	<b>3,187</b>	<b>3,605</b>	<b>1,068</b>	<b>3,135</b>	<b>79,298</b>
<b>0000060 Principal on Indebtedness</b>					
6006008 PRINCIPAL ON CAPITAL LEASE	1,444	0	0	0	0
<b>0000060 Principal on Indebtedness Totals</b>	<b>1,444</b>	<b>0</b>	<b>0</b>	<b>0</b>	<b>0</b>
<b>0000070 Interest on Indebtedness</b>					
6007005 INTEREST ON CAPITAL LEASE	218	0	0	0	0
<b>0000070 Interest on Indebtedness Totals</b>	<b>218</b>	<b>0</b>	<b>0</b>	<b>0</b>	<b>0</b>
<b>0000080 Employee Benefits</b>					
6008001 STATE RETIREMENT	57,209	75,642	37,800	82,596	64,600
6008002 SOCIAL SECURITY	26,580	28,505	16,002	34,136	26,488

REPORT:BP032

BROOME COUNTY GOVERNMENT  
REVENUE AND APPROPRIATION SUMMARY BY DEPARTMENT

FUND: 1010 General Operating

DEPT: 37000000 Planning and Econ Development

Account	2014 Actuals	2015 Budget	2015 YTD Actuals As of 08/26/15	2016 Budget Requested	2016 Budget Recommended
6008004 WORKERS COMPENSATION	1,553	5,125	1,577	4,119	4,119
6008006 LIFE INSURANCE	90	90	58	120	90
6008007 HEALTH INSURANCE	58,447	61,691	34,544	90,234	57,311
6008009 RETIREE HEALTH INSURANCE	45,371	52,439	33,266	45,574	45,574
6008010 DISABILITY INSURANCE	235	234	146	570	380
6008013 HEALTH INS - RETIRE INCENTIVE	3,087	0	0	0	0
<b>0000080 Employee Benefits Totals</b>	<b>192,572</b>	<b>223,726</b>	<b>123,393</b>	<b>257,349</b>	<b>198,562</b>
<b>0000090 Transfers</b>					
6009002 TRANSFER TO GRANT FUND	81,454	55,000	55,000	0	0
<b>0000090 Transfers Totals</b>	<b>81,454</b>	<b>55,000</b>	<b>55,000</b>	<b>0</b>	<b>0</b>
<b>Exp Totals for Dept: 37000000</b>	<b>796,919</b>	<b>816,919</b>	<b>501,131</b>	<b>895,473</b>	<b>811,973</b>
<b>Total for Dept: 37000000</b>	<b>-832,935</b>	<b>-790,079</b>	<b>-489,629</b>	<b>-790,133</b>	<b>-790,133</b>



# Solid Waste Management

Commissioner of Public Works, Parks, Recreation & Youth Services

Deputy Commissioner of Public Works,  
Parks, Recreation & Youth Services

## Recycling

### County-wide Recycling Program:

- Broome Recycling Contract
- Curbside & Drop-off sites
- Education & Outreach
- Technical Assistance
- Market Research
- Pilot Projects

### Hazardous Waste Program:

- HW Hauler Contract
- Facility Operations
- Residential Program
- Commercial/Institutional Program
- Site Health/Safety
- Education & Outreach
- Battery Drop-off

Medical Waste Program

Grant Applications

### Grants

Municipal Waste Reduction & Recycling  
Coordinator

EPF Recycling Equipment

Household Hazardous Waste (HHW) State  
Assistance Program

## Administration

Fiscal Management

Engineering Oversight

Planning and Development

Landfill Design/Permitting

Host Community Benefits

Buffer Property Management

Resource Recovery Liaison

Local Law Implementation

Grant Management

Legal Counsel

## Landfill

### Operations:

Landfilling & Daily Cover

Scale Revenues & Billing

Hauler/Customer Service

Hauler Permitting/Assistance

Recycling and Composting

Pallet/Mulch Processing

Leachate Hauling

Residential Drop-off Service

Groundwater Monitoring

Equipment, Building & Ground

Maintenance

Bird Mitigation, Illegal Dumping,

Nuisance Control

Contract Administration

Leachate Treatment Facility

Landfill Gas Management & Electrical

Generation

Landfill Closure/Remediation

Implementation of Grant Programs

### Grants

Title 3 Grant (Colesville Landfill)

(EQBA) Colesville Landfill Closure

(EQBA) Grants

## **Solid Waste Management**

### **Mission Statement**

To provide the community with an integrated program for managing solid waste in an economically sound and environmentally safe manner.

### **Description**

Since its inception in 1989, the Division of Solid Waste Management has been responsible for the evolution of the system of financing the County's solid waste operations, from a property tax-supported service with tipping fees covering only a modest portion of the program costs, to a full-fledged "enterprise fund" where the cost of current operations are financed through user fees.

Within the framework of ongoing changes to State and Federal regulations governing the solid waste industry, the Division of Solid Waste Management has effectively contained costs, remaining economically competitive while still remaining in compliance.

The landfill is operated in an efficient manner that focuses on maximum compaction of the waste, which results in the most effective use of airspace. With respect to recycling goals mandated by New York State in the Solid Waste Management Act of 1988, Broome County has already exceeded the State recycling goal.

A solid waste management system is critical to Broome County's infrastructure in order to support public health, safety and welfare interests in the County and to preserve the County's present and future economic development potential. Safe, environmentally sound and stable solid waste disposal is not only critical to the

residents of this County; it is essential to commercial and industrial entities that would do business in our community.

The Division of Solid Waste Management oversees:

- Implementation of the comprehensive Broome County Solid Waste Management System.
- The County's material recovery programs including reduction, reuse, recycling, and composting.
- The operations and maintenance of the County's sanitary landfill and solid waste disposal facilities which serve the entire County and are located at the intersection of the towns of Barker, Maine and Nanticoke.
- The implementation and management of all charges and/or user fees imposed by the County Legislature for solid waste disposal or handling.
- The coordination of all engineering services for the County's Solid Waste Management operations.
- The procurement, evaluation, and selection for the Legislature's consideration such firms as necessary to provide professional services in connection with the County's solid waste management programs.
- Public education and outreach to all County residents and businesses.
- Operate and maintain a permanent household hazardous waste (HHW) facility to provide proper disposal of hazardous waste and end of use electronics from residence and Conditionally Exempt Small Quantity Generators (CESQG).

### **2016 Objectives**

- Continue to administer the solid waste management system for our community.
- Manage gas and leachate collection efficiently and effectively.
- Maximize the generation of electricity from the collection of additional landfill gas.
- To minimize the release of greenhouse gases and participate in federal “cap and trade” programs to the extent feasible.
- Increase the leaf and yard waste-composting program at the landfill and investigate food waste composting opportunities.
- Continue efficient management of the Hazardous Waste Facility and Leachate Treatment Facility.
- Continue management of the Countywide-recycling program.
- Continue improvement of the Division’s comprehensive health and safety programs.
- Continue to maximize compaction techniques in the landfill in order to make the most efficient use of airspace.
- Match revenue with expense.
- Operate our leachate treatment facility as efficiently as possible and evaluate alternative opportunities for leachate management and disposal.
- Continue the investigation of Alternative Daily Cover options.
- Investigate future grant opportunities
- Increase sustainability through the establishment of an Eco Center featuring a community giveback and reuse of building materials.

- Continue to maintain a free bulky rigid plastics recycling drop-off program to increase waste diversion and recycling.

### **2016 Budget Highlights**

- Maintain operations at a reasonable tip fee with no use of property tax funding.
- Continued construction of the Airport/Landfill sewer line.

Solid Waste Management (38010007, 38040007, 38050007)

<u>Title of Position</u>	<u>Grade/Unit</u>	As of 7/7/2015			
		<u>2014 Actuals</u>	<u>Current Authorized</u>	<u>2016 Requested</u>	<u>2016 Recommended</u>
<u>Full Time Positions</u>					
Deputy Commissioner of PW - Solid Waste Management*	F Admin	1	1	1	1
Materials Recovery Manager	21 CSEA	1	1	1	1
Solid Waste Management Specialist	21 CSEA	1	1	1	1
Solid and Hazardous Waste Facility Technician	19 CSEA	1	1	1	1
Sanitary Landfill Supervisor	AFSCME	1	1	1	1
Assistant Sanitary Landfill Supervisor**	AFSCME	0	0	1	1
Equipment Mechanic III	AFSCME	1	1	1	1
Laborer	AFSCME	3	3	3	3
Landfill Clerk	AFSCME	3	3	3	3
Motor Equipment Operator III	AFSCME	8	8	8	8
Motor Equipment Operator II	AFSCME	1	1	1	1
	<b>Total Full-Time Positions</b>	<b>21</b>	<b>21</b>	<b>22</b>	<b>22</b>
<u>Part Time Positions</u>					
None					
	<b>Total Part-Time Positions</b>	<b>0</b>	<b>0</b>	<b>0</b>	<b>0</b>
<b>Total Positions</b>		<b>21</b>	<b>21</b>	<b>22</b>	<b>22</b>

\* Unfunded since 2014

\*\* To be funded by unfunding an MEO III position

REPORT:BP032

BROOME COUNTY GOVERNMENT  
REVENUE AND APPROPRIATION SUMMARY BY DEPARTMENT

FUND: 2020 SWM Operating

DEPT: 38000000 Solid Waste Management

Account	2014 Actuals	2015 Budget	2015 YTD Actuals As of 08/26/15	2016 Budget Requested	2016 Budget Recommended
<b>0000002 Departmental Income</b>					
5000189 OTHER LOCAL GOVERNMENTS	20,072	23,000	12,381	23,000	23,000
5000223 TIPPING FEES	8,738,902	9,103,750	5,076,428	9,616,000	9,616,000
5000225 DISPOSAL FEES	35,744	35,000	35,393	48,775	48,775
5000333 OTHER DEPARTMENTAL CHARGEBACK	0	28,000	0	28,000	28,000
5000426 MISCELLANEOUS	28,475	73,050	54,647	73,175	73,175
5000431 MISCELLANEOUS	92,882	97,900	55,408	111,750	111,750
5000440 CHARGEBACK OF SERVICES PROVIDE	13,869	10,000	9,333	11,500	11,500
<b>0000002 Departmental Income Total</b>	<b>8,929,944</b>	<b>9,370,700</b>	<b>5,243,590</b>	<b>9,912,200</b>	<b>9,912,200</b>
<b>0000003 Use of Money</b>					
5000451 INTEREST AND EARNINGS	5,960	7,100	2,781	4,530	4,530
<b>0000003 Use of Money Total</b>	<b>5,960</b>	<b>7,100</b>	<b>2,781</b>	<b>4,530</b>	<b>4,530</b>
<b>0000004 Licenses and Permits</b>					
5000481 PERMITS	21,266	25,200	20,220	24,700	24,700
<b>0000004 Licenses and Permits Total</b>	<b>21,266</b>	<b>25,200</b>	<b>20,220</b>	<b>24,700</b>	<b>24,700</b>
<b>0000006 Sale of Prop and Comp for Loss</b>					
5000510 SALE OF SCRAP & EXCESS MATERIA	42,209	44,500	18,372	38,220	38,220
5000518 SALE OF EQUIPMENT	822	0	0	0	0
<b>0000006 Sale of Prop and Comp for Loss Total</b>	<b>43,031</b>	<b>44,500</b>	<b>18,372</b>	<b>38,220</b>	<b>38,220</b>
<b>0000007 Misc Interfund Revenues</b>					
5000532 PREMIUM & ACCRUED INT ON OBLIG	234,644	0	339,122	0	0
5000540 GAIN FROM DISPOSITION OF ASSET	34,659	0	0	0	0
5000545 CREDIT CARD REBATES	208	0	0	0	0
5000569 TRANSFER - DEBT SERVICE FUND	0	56,252	0	0	0
5000570 EARNINGS ON TEMPORARY INVESTME	5,048	0	0	0	0
<b>0000007 Misc Interfund Revenues Total</b>	<b>274,559</b>	<b>56,252</b>	<b>339,122</b>	<b>0</b>	<b>0</b>
<b>0000008 State Aid</b>					
5000806 CAPITAL PROJECTS	1,031,662	0	0	0	0

BROOME COUNTY GOVERNMENT  
REVENUE AND APPROPRIATION SUMMARY BY DEPARTMENT

FUND: 2020 SWM Operating  
DEPT: 38000000 Solid Waste Management

Account	2014 Actuals	2015 Budget	2015 YTD Actuals As of 08/26/15	2016 Budget Requested	2016 Budget Recommended
5000808 OTHER STATE AID	1,022,058	131,746	240,491	152,113	152,113
5000890 SOEM REVENUE	-69,566	0	20,770	0	0
<b>0000008 State Aid Total</b>	<b>1,984,154</b>	<b>131,746</b>	<b>261,261</b>	<b>152,113</b>	<b>152,113</b>
<b>0000009 Federal Aid</b>					
5000952 ARRA DEBT REIMBURSEMENT	56,439	5,861	16,196	56,191	56,191
5000990 FEMA REVENUE	-208,698	0	62,309	0	0
<b>0000009 Federal Aid Total</b>	<b>-152,259</b>	<b>5,861</b>	<b>78,505</b>	<b>56,191</b>	<b>56,191</b>
<b>Rev Totals for Dept: 38000000</b>	<b>11,106,655</b>	<b>9,641,359</b>	<b>5,963,851</b>	<b>10,187,954</b>	<b>10,187,954</b>
<b>0000010 Personnel Service</b>					
6001000 SALARIES FULL-TIME	945,189	971,717	447,337	1,003,386	1,003,386
6001002 SALARIES TEMPORARY	112,396	135,354	75,583	135,403	135,403
6001003 SALARIES OVERTIME	45,697	51,949	34,496	51,949	51,949
6001004 SALARIES SHIFT DIFFERENTIAL	438	1,045	0	1,045	1,045
6001006 OUT OF TITLE PAY	18,820	16,314	11,734	16,314	16,314
6001009 OTHER PERSONNEL SERVICES	3,075	3,900	3,075	3,900	3,900
<b>0000010 Personnel Service Totals</b>	<b>1,125,615</b>	<b>1,180,279</b>	<b>572,225</b>	<b>1,211,997</b>	<b>1,211,997</b>
<b>0000020 Equipment and Capital Outlay</b>					
6002102 IMPROVEMENT/ALTERATIONS	-15,000	0	0	0	0
6002303 CONSTRUCTION MOTOR EQUIPMENT	441,167	460,489	460,489	0	0
6002709 OTHER OPERATIONAL EQUIPMENT	-426,167	0	0	16,000	16,000
<b>0000020 Equipment and Capital Outlay Totals</b>	<b>0</b>	<b>460,489</b>	<b>460,489</b>	<b>16,000</b>	<b>16,000</b>
<b>0000040 Contractual Expenditures</b>					
6004000 MAT & SUPPLIES-SURFACE TREAT	212,859	44,000	729	424,000	424,000
6004001 MAT & SUPPLIES-SIGNS & POSTS	0	1,000	0	1,000	1,000
6004010 BOOKS AND SUBSCRIPTIONS	245	1,085	407	1,280	1,280
6004011 DUPLICATING AND PRINTING RM SU	701	1,500	0	1,500	1,500

REPORT:BP032

BROOME COUNTY GOVERNMENT  
REVENUE AND APPROPRIATION SUMMARY BY DEPARTMENT

FUND: 2020 SWM Operating

DEPT: 38000000 Solid Waste Management

Account	2014 Actuals	2015 Budget	2015 YTD Actuals As of 08/26/15	2016 Budget Requested	2016 Budget Recommended
6004012 OFFICE SUPPLIES	2,764	4,000	1,806	4,000	4,000
6004021 BLDG MAINTENANCE SUPPLIES	1,419	4,800	1,051	4,800	4,800
6004022 FUEL AND HEATING SUPPLIES	29,821	22,490	7,558	23,010	23,010
6004023 BLDG AND GROUNDS SUPPLIES	1,933	2,100	0	2,300	2,300
6004030 FOOD AND BEVERAGES	0	250	0	250	250
6004040 MOTOR EQUIPMENT SUPPLIES	142,197	155,135	99,069	175,000	175,000
6004041 PHOTOGRAPHIC SUPPLIES	0	100	0	100	100
6004045 TRAINING AND EDUCATIONAL SUPPL	244	1,600	0	1,600	1,600
6004046 GAS OIL GREASE AND DIESEL FUEL	314,775	374,700	138,897	292,200	292,200
6004047 TIRES AND TUBES	31,517	36,000	4,984	19,500	19,500
6004048 MISC OPERATIONAL SUPPLIES	97,051	98,720	29,428	107,100	107,100
6004049 LEACHATE SUPPLIES	12,446	23,000	17,444	56,000	56,000
6004052 UNIFORMS	2,511	2,500	104	2,500	2,500
6004054 SAFETY SUPPLIES	4,273	7,100	1,842	7,100	7,100
6004055 COMPUTER SOFTWARE AND SUPPLIES	3,007	2,000	661	0	0
6004100 POSTAGE AND FREIGHT	232	650	266	650	650
6004105 DUES AND MEMBERSHIPS	888	1,530	1,294	1,550	1,550
6004106 GENERAL OFFICE EXPENSES	0	105	0	0	0
6004112 BLDG GROUNDS AND EQUIP REPAIR	5,450	10,000	2,013	10,000	10,000
6004113 WATER AND SEWAGE CHARGES	54,586	21,500	19,086	55,000	55,000
6004115 ELECTRIC CURRENT	21,041	23,875	19,905	36,725	36,725
6004117 BUILDING AND GROUNDS EXPENSES	11,627	15,000	4,688	14,000	14,000
6004121 LAUNDRY AND DRY CLEANING EXPEN	2,986	4,000	1,810	3,500	3,500
6004130 MOTOR EQUIP REPAIRS AND MAINT	25,850	118,550	67,214	61,000	61,000
6004135 LONG TERM MAINT & CLOSURE COST	6,564,940	822,895	0	0	0
6004136 OPERATIONAL EQUIPMENT REPAIRS	471	3,200	17,251	5,000	5,000
6004137 ADVERTISING AND PROMOTION EXPE	27,431	28,000	13,251	28,000	28,000
6004138 OTHER OPERATIONAL EXPENSES	138,044	155,910	103,919	157,000	157,000
6004146 SUBCONTRACTED PROGRAM EXPENSE	496,954	546,804	299,621	598,964	598,964
6004147 OTHER PROGRAM EXPENSE	41,347	48,450	26,208	68,700	68,700
6004160 MILEAGE AND PARKING-LOCAL	178	125	12	125	125
6004161 TRAVEL HOTEL AND MEALS	3,013	4,416	2,647	4,584	4,584
6004162 EDUCATION AND TRAINING	3,027	6,055	3,573	6,330	6,330
6004168 OTHER PERSONNEL EXPENSES	300	300	0	300	300
6004191 OUTSIDE RENTALS-MACHINERY	80,082	50,000	920	50,000	50,000
6004196 COPYING MACHINE RENTALS	995	1,260	840	1,260	1,260
6004200 PROPERTY LOSS	0	500	0	0	0
6004255 CONTRACTED SERVICES	4,255	5,300	4,255	4,500	4,500
6004504 OTHER FINANCIAL SERVICES	9,856	5,861	1,753	5,416	5,416
6004572 ENGINEERING AND ARCHITECTURAL	278,308	0	0	0	0
6004580 BAD DEBT EXPENSE	3,828	0	0	0	0
6004593 OTHER GOVERNMENTS PAYMENTS	720,411	793,632	467,436	825,000	825,000

BROOME COUNTY GOVERNMENT  
REVENUE AND APPROPRIATION SUMMARY BY DEPARTMENT

FUND: 2020 SWM Operating

DEPT: 38000000 Solid Waste Management

Account	2014 Actuals	2015 Budget	2015 YTD Actuals As of 08/26/15	2016 Budget Requested	2016 Budget Recommended
<b>0000040 Contractual Expenditures Totals</b>	9,353,863	3,449,998	1,361,942	3,060,844	3,060,844
<b>0000041 Chargeback Expenses</b>					
6004601 INDIRECT COSTS	145,062	240,686	0	240,686	240,686
6004602 INSURANCE PREMIUM CHARGEBACK	8,349	7,938	3,969	8,117	8,117
6004604 DPW SECURITY CHARGEBACKS	4,320	4,320	2,160	4,440	4,440
6004605 COUNTY ATTORNEY CHARGEBACKS	51,863	53,900	0	53,900	53,900
6004606 TELEPHONE BILLING ACCOUNT	11,726	15,888	5,934	16,839	16,839
6004609 DATA PROCESSING CHARGEBACKS	44,332	45,797	22,899	47,295	47,295
6004610 PERSONNEL SERVICES CHARGEBACKS	127,405	128,955	128,955	128,196	128,196
6004614 OTHER CHARGEBACK EXPENSES	729	2,299	255	1,383	1,383
6004615 GASOLINE CHARGEBACK	727	637	173	600	600
6004616 FLEET SERVICE CHARGEBACK	2,231	2,231	2,231	1,938	1,938
6004617 DUPLICATING/PRINTING CHARGEBACK	1,830	950	1,021	882	882
6004618 OFFICE SUPPLIES CHARGEBACK	2,352	2,150	1,266	2,568	2,568
6004619 BUILDING SERVICE CHARGEBACK	9,911	10,000	3,088	10,000	10,000
<b>0000041 Chargeback Expenses Totals</b>	410,837	515,751	171,951	516,844	516,844
<b>0000042 Depreciation</b>					
6004801 DEPRECIATION - BUILDINGS	20,160	0	0	0	0
6004803 DEPRECIATION - IMPROV O/T BLDG	3,063,328	0	0	0	0
6004804 DEPRECIATION - MOTOR VEHICLES	283,032	0	0	0	0
6004805 DEPRECIATION - MACHINERY & EQU	337,125	0	0	0	0
<b>0000042 Depreciation Totals</b>	3,703,645	0	0	0	0
<b>0000060 Principal on Indebtedness</b>					
6006000 PRINCIPAL ON SERIAL BONDS	0	2,359,340	0	2,253,220	2,253,220
6006001 PRINCIPAL ON BANS	0	748,534	0	1,586,863	1,586,863
<b>0000060 Principal on Indebtedness Totals</b>	0	3,107,874	0	3,840,083	3,840,083
<b>0000070 Interest on Indebtedness</b>					
6007000 INTEREST ON SERIAL BONDS	585,956	461,320	167,529	389,564	389,564
6007001 INTEREST ON BANS	102,604	228,498	79,505	555,938	555,938
6007005 INTEREST ON CAPITAL LEASE	5	0	0	0	0
<b>0000070 Interest on Indebtedness Totals</b>	688,565	689,818	247,034	945,502	945,502



REPORT:BP032

BROOME COUNTY GOVERNMENT  
REVENUE AND APPROPRIATION SUMMARY BY DEPARTMENT

FUND: 2020 SWM Operating

DEPT: 38000000 Solid Waste Management

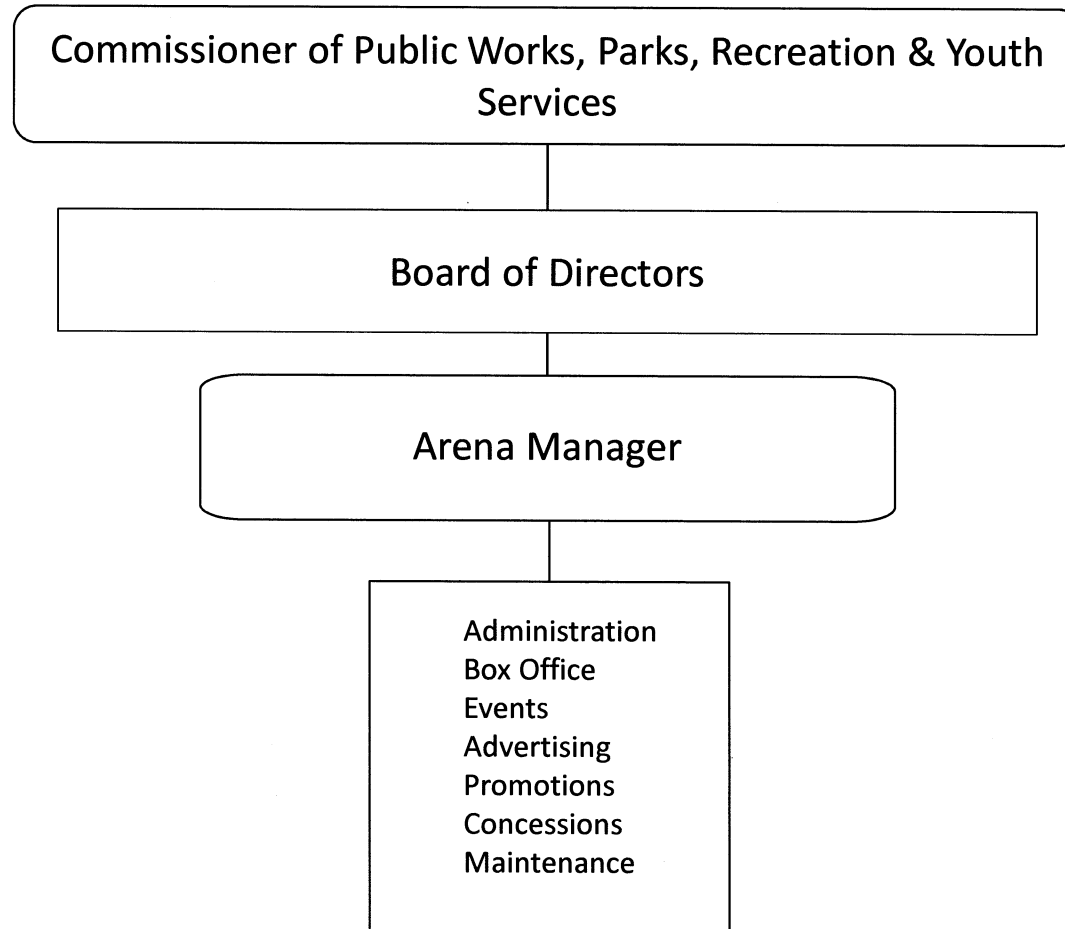
Account	2014 Actuals	2015 Budget	2015 YTD Actuals As of 08/26/15	2016 Budget Requested	2016 Budget Recommended
<b>0000080 Employee Benefits</b>					
6008001 STATE RETIREMENT	236,550	221,682	124,451	193,985	193,985
6008002 SOCIAL SECURITY	80,965	89,633	40,375	79,439	79,439
6008004 WORKERS COMPENSATION	62,518	32,674	16,338	24,396	24,396
6008006 LIFE INSURANCE	306	319	205	315	315
6008007 HEALTH INSURANCE	247,041	245,576	154,399	243,235	243,235
6008008 OPEB - HEALTH INSURANCE	76,753	0	0	0	0
6008009 RETIREE HEALTH INSURANCE	79,969	85,966	53,312	79,969	79,969
6008010 DISABILITY INSURANCE	235	234	146	285	285
<b>0000080 Employee Benefits Totals</b>	<b>784,337</b>	<b>676,084</b>	<b>389,226</b>	<b>621,624</b>	<b>621,624</b>
 <b>Exp Totals for Dept: 38000000</b>	 <b>16,066,862</b>	 <b>10,080,293</b>	 <b>3,202,867</b>	 <b>10,212,894</b>	 <b>10,212,894</b>
 <b>Total for Dept: 38000000</b>	 <b>-4,960,207</b>	 <b>-438,934</b>	 <b>2,760,984</b>	 <b>-24,940</b>	 <b>-24,940</b>



## Culture and Recreation

<u>Department/Division</u>	<u>Page</u>
Arena	388
Forum	394
En-Joie Golf Course	399
Parks, Recreation & Youth Services	
Administration	405
Recreation	412
Parks	416
County Library	420

# Floyd L. Maines Veterans' Memorial Arena



**Parks, Recreation & Youth Services**  
**Floyd L. Maines Veterans' Memorial Arena**

**Mission Statement**

To provide diversified entertainment to the community and surrounding areas with the maximum possible safety, efficiency and revenue.

**Description**

The Floyd L. Maines Veterans' Memorial Arena is accounted for as a special revenue fund.

Located conveniently in downtown Binghamton, home of the AHL Binghamton Senators, and the STOP DWI Holiday Classic, the Floyd L. Maines Veterans' Memorial Arena continues to bring quality entertainment to Binghamton, NY. Aside from professional and scholastic sports, the Arena is also host to an array of other events, including concerts, family shows, ice shows, and trade shows. With its versatile seating of 4,910 permanent seats and 2,000 portable seats the arena truly is the area's premier multi-purpose venue. In 2013 upgrade and improvements were made the facility using the \$2,000,000 grant provided by the New York State Senate. In 2014 a new scoreboard was installed as well as painting etc. of the inside of Arena.

**2016 Objectives**

- Continue our partnership with the American Hockey League Binghamton Senators.
- Continue with a concessionaire to manage concession operation.
- Increase the number of concerts.
- Increase the number of multi-show family events.

- Continue to provide a facility for community/scholastic events.
- Capital improvement request to reflect our need for additional professional equipment/facilities for a more diversified use of the facility.
- Continue to upgrade and improve the facility using the grants provided by the New York State Senate when available.

**2016 Budget Highlights**

- Plan to pursue utilizing State grant assistance to continue upgrades to the facility.

Parks Recreation & Youth Services (39010008)  
 Floyd L. Maines Veterans' Memorial Arena

<u>Title of Position</u>	<u>Grade/Unit</u>	2014 <u>Actuals</u>	As of 7/7/2015 Current <u>Authorized</u>	2016 <u>Requested</u>	2016 <u>Recommended</u>
<u>Full-Time Positions</u>					
Arena Manager	E Admin	1	1	1	1
Assistant Arena Manager	16 CSEA	1	1	1	1
Secretary	13 CSEA	1	1	1	1
Box Office Manager	19 BAPA	1	1	1	1
Assistant Box Office Manager	11 BAPA	1	1	1	1
Total Full-Time Positions		5	5	5	5
<u>Part-Time Positions</u>					
Custodial Worker	6 CSEA	2	2	2	2
Total Part-Time Positions		2	2	2	2
Total Positions		7	7	7	7

BROOME COUNTY GOVERNMENT  
REVENUE AND APPROPRIATION SUMMARY BY DEPARTMENT

FUND: 3110 Arena Operating  
DEPT: 39000000 Arena

Account	2014 Actuals	2015 Budget	2015 YTD Actuals As of 08/26/15	2016 Budget Requested	2016 Budget Recommended
<b>0000002 Departmental Income</b>					
5000177 RENTALS & FEES	250,299	400,000	181,539	400,000	400,000
5000178 CONCESSIONS	53,746	93,000	37,539	93,000	93,000
5000179 CHARGES FOR SERVICES	14,217	15,000	9,360	15,000	15,000
5000180 CHARGES FOR EVENT STAFF	45,036	45,000	26,053	45,000	45,000
<b>0000002 Departmental Income Total</b>	<b>363,298</b>	<b>553,000</b>	<b>254,491</b>	<b>553,000</b>	<b>553,000</b>
<b>0000003 Use of Money</b>					
5000451 INTEREST AND EARNINGS	34	750	0	0	0
5000471 COMMISSIONS	127,243	90,000	52,854	90,000	90,000
5000472 ADVERTISING	75,000	80,000	0	80,000	80,000
<b>0000003 Use of Money Total</b>	<b>202,277</b>	<b>170,750</b>	<b>52,854</b>	<b>170,000</b>	<b>170,000</b>
<b>0000006 Sale of Prop and Comp for Loss</b>					
5000518 SALE OF EQUIPMENT	6,195	0	0	0	0
<b>0000006 Sale of Prop and Comp for Loss Total</b>	<b>6,195</b>	<b>0</b>	<b>0</b>	<b>0</b>	<b>0</b>
<b>0000007 Misc Interfund Revenues</b>					
5000540 GAIN FROM DISPOSITION OF ASSET	8,500	0	0	0	0
5000562 TRANSFER FROM GENERAL FUND	1,127,475	819,752	819,752	660,581	660,581
5000563 TRANSFER FROM CAPITAL FUND	119	0	0	0	0
5000569 TRANSFER - DEBT SERVICE FUND	130,211	125,000	104,373	233,000	233,000
<b>0000007 Misc Interfund Revenues Total</b>	<b>1,266,305</b>	<b>944,752</b>	<b>924,125</b>	<b>893,581</b>	<b>893,581</b>
<b>0000009 Federal Aid</b>					
5000952 ARRA DEBT REIMBURSEMENT	10,534	10,534	5,262	10,523	10,523
<b>0000009 Federal Aid Total</b>	<b>10,534</b>	<b>10,534</b>	<b>5,262</b>	<b>10,523</b>	<b>10,523</b>
<b>Rev Totals for Dept: 39000000</b>	<b>1,848,609</b>	<b>1,679,036</b>	<b>1,236,732</b>	<b>1,627,104</b>	<b>1,627,104</b>

REPORT:BP032

BROOME COUNTY GOVERNMENT  
REVENUE AND APPROPRIATION SUMMARY BY DEPARTMENT

FUND: 3110 Arena Operating  
DEPT: 39000000 Arena

Account	2014 Actuals	2015 Budget	2015 YTD Actuals As of 08/26/15	2016 Budget Requested	2016 Budget Recommended
<b>0000010 Personnel Service</b>					
6001000 SALARIES FULL-TIME	265,355	265,858	162,814	269,784	269,784
6001001 SALARIES PART-TIME	57,169	56,439	34,789	57,039	57,039
6001002 SALARIES TEMPORARY	138,662	156,135	82,157	156,300	156,300
6001003 SALARIES OVERTIME	1,236	3,000	437	3,000	3,000
6001004 SALARIES SHIFT DIFFERENTIAL	1,567	2,000	867	2,000	2,000
6001009 OTHER PERSONNEL SERVICES	200	845	200	845	845
<b>0000010 Personnel Service Totals</b>	<b>464,189</b>	<b>484,277</b>	<b>281,264</b>	<b>488,968</b>	<b>488,968</b>
<b>0000040 Contractual Expenditures</b>					
6004010 BOOKS AND SUBSCRIPTIONS	450	500	0	500	500
6004012 OFFICE SUPPLIES	1,522	1,250	431	1,250	1,250
6004021 BLDG MAINTENANCE SUPPLIES	17,234	18,000	12,623	18,000	18,000
6004022 FUEL AND HEATING SUPPLIES	76,545	100,000	38,546	80,000	80,000
6004023 BLDG AND GROUNDS SUPPLIES	10,816	24,384	2,823	24,000	24,000
6004040 MOTOR EQUIPMENT SUPPLIES	101	1,000	0	750	750
6004046 GAS OIL GREASE AND DIESEL FUEL	141	100	0	100	100
6004048 MISC OPERATIONAL SUPPLIES	388	500	50	500	500
6004052 UNIFORMS	516	0	24	0	0
6004054 SAFETY SUPPLIES	18	200	0	200	200
6004055 COMPUTER SOFTWARE AND SUPPLIES	0	500	28	0	0
6004100 POSTAGE AND FREIGHT	54	200	0	200	200
6004105 DUES AND MEMBERSHIPS	489	450	944	500	500
6004106 GENERAL OFFICE EXPENSES	89	0	1	0	0
6004112 BLDG GROUNDS AND EQUIP REPAIR	3,028	4,000	4,438	4,000	4,000
6004113 WATER AND SEWAGE CHARGES	29,053	30,000	20,835	30,000	30,000
6004114 HEATING AND AIR COND PLANT EXP	83,957	80,000	32,851	40,000	40,000
6004115 ELECTRIC CURRENT	240,402	400,000	283,130	400,000	400,000
6004117 BUILDING AND GROUNDS EXPENSES	24,127	35,000	11,000	35,000	35,000
6004130 MOTOR EQUIP REPAIRS AND MAINT	100	1,000	0	1,000	1,000
6004133 UNIFORM AND CLOTHING ALLOWANCE	645	1,500	80	1,250	1,250
6004136 OPERATIONAL EQUIPMENT REPAIRS	0	0	503	0	0
6004137 ADVERTISING AND PROMOTION EXPE	3,121	2,500	934	2,500	2,500
6004162 EDUCATION AND TRAINING	210	0	0	0	0
6004196 COPYING MACHINE RENTALS	1,362	1,500	908	1,650	1,650
6004504 OTHER FINANCIAL SERVICES	569	1,098	569	1,015	1,015
6004538 LEGAL CHARGES AND FEES	18	0	0	0	0
<b>0000040 Contractual Expenditures Totals</b>	<b>494,955</b>	<b>703,682</b>	<b>410,718</b>	<b>642,415</b>	<b>642,415</b>



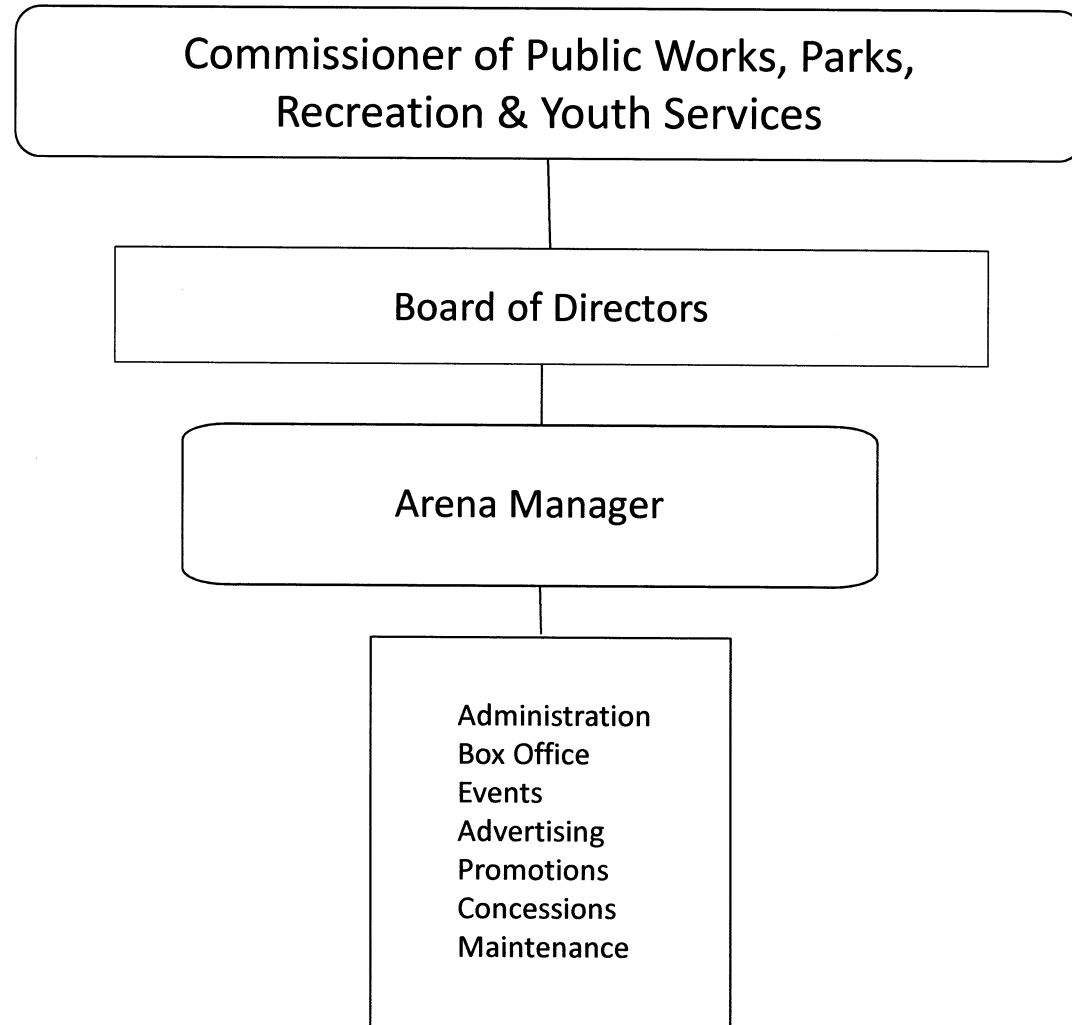
REPORT:BP032

BROOME COUNTY GOVERNMENT  
REVENUE AND APPROPRIATION SUMMARY BY DEPARTMENT

FUND: 3110 Arena Operating  
DEPT: 39000000 Arena

Account	2014 Actuals	2015 Budget	2015 YTD Actuals As of 08/26/15	2016 Budget Requested	2016 Budget Recommended
<b>0000041 Chargeback Expenses</b>					
6004602 INSURANCE PREMIUM CHARGEBACK	18,228	16,819	8,410	16,737	16,737
6004615 GASOLINE CHARGEBACK	1,223	1,190	344	2,100	2,100
6004634 Indirect Costs - Excess of Bud	184,190	0	0	0	0
<b>0000041 Chargeback Expenses Totals</b>	<b>203,641</b>	<b>18,009</b>	<b>8,754</b>	<b>18,837</b>	<b>18,837</b>
<b>0000060 Principal on Indebtedness</b>					
6006000 PRINCIPAL ON SERIAL BONDS	71,247	74,156	74,156	77,192	77,192
6006001 PRINCIPAL ON BANS	56,213	137,643	137,643	145,023	145,023
6006008 PRINCIPAL ON CAPITAL LEASE	152,727	0	0	0	0
<b>0000060 Principal on Indebtedness Totals</b>	<b>280,187</b>	<b>211,799</b>	<b>211,799</b>	<b>222,215</b>	<b>222,215</b>
<b>0000070 Interest on Indebtedness</b>					
6007000 INTEREST ON SERIAL BONDS	56,866	53,959	27,721	50,546	50,546
6007001 INTEREST ON BANS	37,782	24,918	24,917	32,511	32,511
6007005 INTEREST ON CAPITAL LEASE	36,033	0	0	0	0
<b>0000070 Interest on Indebtedness Totals</b>	<b>130,681</b>	<b>78,877</b>	<b>52,638</b>	<b>83,057</b>	<b>83,057</b>
<b>0000080 Employee Benefits</b>					
6008001 STATE RETIREMENT	52,734	65,345	37,390	62,494	62,494
6008002 SOCIAL SECURITY	33,983	35,949	20,503	37,406	37,406
6008004 WORKERS COMPENSATION	2,711	2,692	1,346	2,679	2,679
6008006 LIFE INSURANCE	110	75	74	105	105
6008007 HEALTH INSURANCE	52,827	50,878	33,708	47,266	47,266
6008009 RETIREE HEALTH INSURANCE	26,582	27,297	14,201	21,282	21,282
6008010 DISABILITY INSURANCE	336	156	208	380	380
6008011 UNEMPLOYMENT INSURANCE	682	0	170	0	0
6008013 HEALTH INS - RETIRE INCENTIVE	1,143	0	0	0	0
<b>0000080 Employee Benefits Totals</b>	<b>171,108</b>	<b>182,392</b>	<b>107,600</b>	<b>171,612</b>	<b>171,612</b>
<b>Exp Totals for Dept: 39000000</b>	<b>1,744,761</b>	<b>1,679,036</b>	<b>1,072,773</b>	<b>1,627,104</b>	<b>1,627,104</b>
<b>Total for Dept: 39000000</b>	<b>103,848</b>	<b>0</b>	<b>163,959</b>	<b>0</b>	<b>0</b>

# Forum (Performing Arts Theatre)



**Parks, Recreation & Youth Services  
Forum (Performing Arts Theater)**

**Mission Statement**

To provide diversified arts entertainment to Broome County and surrounding areas at the maximum safety, efficiency, and revenue. Also to provide a facility for local arts groups to perform.

**Description**

The Historically Registered Forum Theatre is home to the Binghamton Philharmonic, Tri-Cities Opera, Broadway Theatre League, and various dance groups. Located in Historic Downtown Binghamton this restored vaudeville house provides an intimate setting for these Broome County Arts Groups as well as other touring concerts and family shows. Built in 1919 with a seating capacity of 1,527 the Forum Theatre remains a central cultural facility for the region.

**2016 Objectives**

- Maintain a first class arts theater
- Continue to market the Forum for various shows/concerts
- Increase usage in the summer months
- Complete yearly facility inspection
- Address equipment repairs and replacement as advised by Public Works Buildings and Grounds
- Identify needed upgrades and improvements to the facility and develop a plan to complete the projects

**2016 Budget Highlights**

- Controlled costs as much as possible to hold the line in the 2016 request.

Public Works, Parks, Recreation & Youth Services (42010008)  
 Forum Performing Arts Theatre

<u>Title of Position</u>	<u>Grade/Unit</u>	2014 <u>Actuals</u>	As of 7/7/2015 Current <u>Authorized</u>	2016 <u>Requested</u>	2016 <u>Recommended</u>
<u>Full-Time Positions</u>					
Maintenance Worker	7 CSEA	1	1	1	1
Total Full-Time Positions		1	1	1	1
<u>Part-Time Positions</u>					
None					
Total Part-Time Positions		0	0	0	0
Total Positions		1	1	1	1

BROOME COUNTY GOVERNMENT  
REVENUE AND APPROPRIATION SUMMARY BY DEPARTMENT

FUND: 1010 General Operating  
DEPT: 42000000 Forum

Account	2014 Actuals	2015 Budget	2015 YTD Actuals As of 08/26/15	2016 Budget Requested	2016 Budget Recommended
<b>0000002 Departmental Income</b>					
5000177 RENTALS & FEES	73,568	76,000	33,572	76,000	76,000
5000178 CONCESSIONS	16,380	10,000	9,639	10,000	10,000
5000179 CHARGES FOR SERVICES	10,915	4,000	5,815	4,000	4,000
5000180 CHARGES FOR EVENT STAFF	10,434	7,000	6,897	7,000	7,000
<b>0000002 Departmental Income Total</b>	<b>111,297</b>	<b>97,000</b>	<b>55,923</b>	<b>97,000</b>	<b>97,000</b>
<b>0000003 Use of Money</b>					
5000471 COMMISSIONS	78	0	243	0	0
<b>0000003 Use of Money Total</b>	<b>78</b>	<b>0</b>	<b>243</b>	<b>0</b>	<b>0</b>
<b>0000007 Misc Interfund Revenues</b>					
5000561 TRANSFER FROM RESERVE FUND	0	66,010	66,010	66,347	66,347
<b>0000007 Misc Interfund Revenues Total</b>	<b>0</b>	<b>66,010</b>	<b>66,010</b>	<b>66,347</b>	<b>66,347</b>
<b>Rev Totals for Dept: 42000000</b>	<b>111,375</b>	<b>163,010</b>	<b>122,176</b>	<b>163,347</b>	<b>163,347</b>
<b>0000010 Personnel Service</b>					
6001000 SALARIES FULL-TIME	41,394	41,394	24,762	41,694	41,694
6001003 SALARIES OVERTIME	981	2,000	833	2,000	2,000
6001004 SALARIES SHIFT DIFFERENTIAL	0	120	0	0	0
6001009 OTHER PERSONNEL SERVICES	200	200	200	200	200
<b>0000010 Personnel Service Totals</b>	<b>42,575</b>	<b>43,714</b>	<b>25,795</b>	<b>43,894</b>	<b>43,894</b>
<b>0000040 Contractual Expenditures</b>					
6004012 OFFICE SUPPLIES	482	500	0	500	500
6004021 BLDG MAINTENANCE SUPPLIES	777	4,000	1,069	4,000	4,000
6004022 FUEL AND HEATING SUPPLIES	24,298	31,000	19,363	31,000	31,000
6004023 BLDG AND GROUNDS SUPPLIES	108	5,000	219	5,000	5,000
6004048 MISC OPERATIONAL SUPPLIES	135	500	3	500	500
6004112 BLDG GROUNDS AND EQUIP REPAIR	3,459	5,000	1,213	5,000	5,000

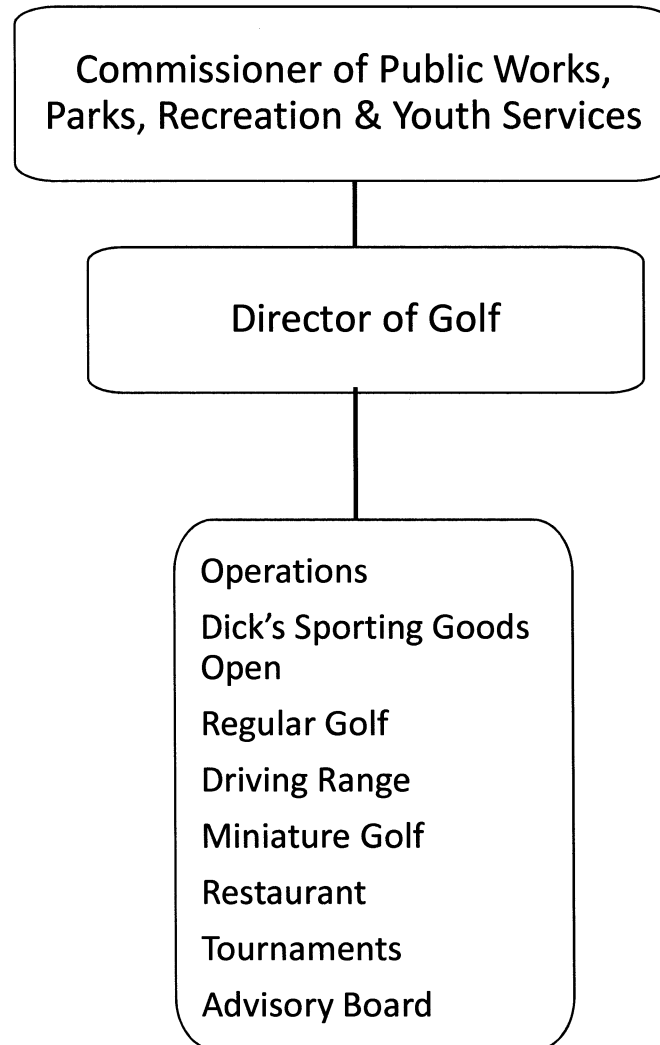
REPORT:BP032

BROOME COUNTY GOVERNMENT  
REVENUE AND APPROPRIATION SUMMARY BY DEPARTMENT

FUND: 1010 General Operating  
DEPT: 42000000 Forum

Account	2014 Actuals	2015 Budget	2015 YTD Actuals As of 08/26/15	2016 Budget Requested	2016 Budget Recommended
6004113 WATER AND SEWAGE CHARGES	1,774	2,500	1,412	2,500	2,500
6004114 HEATING AND AIR COND PLANT EXP	4,007	2,500	1,964	4,000	4,000
6004115 ELECTRIC CURRENT	21,308	31,000	13,942	31,000	31,000
6004117 BUILDING AND GROUNDS EXPENSES	1,075	5,000	389	5,000	5,000
6004133 UNIFORM AND CLOTHING ALLOWANCE	0	160	0	160	160
6004138 OTHER OPERATIONAL EXPENSES	0	500	0	500	500
6004196 COPYING MACHINE RENTALS	420	420	245	0	0
<b>0000040 Contractual Expenditures Totals</b>	<b>57,843</b>	<b>88,080</b>	<b>39,819</b>	<b>89,160</b>	<b>89,160</b>
<b>0000041 Chargeback Expenses</b>					
6004602 INSURANCE PREMIUM CHARGEBACK	4,339	2,334	1,167	2,130	2,130
<b>0000041 Chargeback Expenses Totals</b>	<b>4,339</b>	<b>2,334</b>	<b>1,167</b>	<b>2,130</b>	<b>2,130</b>
<b>0000080 Employee Benefits</b>					
6008001 STATE RETIREMENT	6,595	8,403	4,608	8,234	8,234
6008002 SOCIAL SECURITY	2,973	3,344	1,773	3,358	3,358
6008006 LIFE INSURANCE	15	15	10	15	15
6008007 HEALTH INSURANCE	16,862	17,042	10,467	16,461	16,461
6008010 DISABILITY INSURANCE	78	78	49	95	95
<b>0000080 Employee Benefits Totals</b>	<b>26,523</b>	<b>28,882</b>	<b>16,907</b>	<b>28,163</b>	<b>28,163</b>
<b>Exp Totals for Dept: 42000000</b>	<b>131,280</b>	<b>163,010</b>	<b>83,688</b>	<b>163,347</b>	<b>163,347</b>
<b>Total for Dept: 42000000</b>	<b>-19,905</b>	<b>0</b>	<b>38,488</b>	<b>0</b>	<b>0</b>

# En-Joie Golf Course



## **En-Joie Golf Course**

### **Mission Statement**

The En-Joie Golf Club is in business to provide its members and patrons with a very high quality golfing experience.

### **Description**

En-Joie Golf Club is a championship golf course nestled along the Susquehanna River in Endicott. En-Joie has been the focal point of golf in the Southern Tier and has a storied history within the golf community.

The golf course features over 50 sand bunkers, numerous water hazards, bent grass greens and narrow tree-lined fairways that are sure to challenge any golfer. The facility includes a practice driving range, large putting green, full-service snack bar and grill room, men's and women's locker rooms, and a professionally run golf shop.

En-Joie offers annual membership and is also open to the public. The golf course is open from early-April through late-November.

### **2016 Objectives**

- Providing an extremely relaxing and enjoyable environment for the game of golf.
- Promoting the game of golf.
- Providing superior customer service to all members and guests.
- Providing innovative and technically sound golf instruction.
- Offering new and appealing merchandise to the public.
- Maintaining the best conditioned and manicured championship golf course in the County.
- Hosting charity, corporate, and municipal outings.
- Continually improving goodwill and faith within the surrounding community.

### **2016 Budget Highlights**

- Payroll and staffing for seasonal employees greatly affected by the mandatory wage increase.
- Continually control payroll expenses by closely monitoring hours worked and staffing needs throughout the year.



Public Works, Parks, Recreation & Youth Services (41010008)  
 En-Joie Golf Course

As of  
 7/7/2015

<u>Title of Position</u>	<u>Grade/Unit</u>	<u>2014 Actuals</u>	<u>Current Authorized</u>	<u>2016 Requested</u>	<u>2016 Recommended</u>
<u>Full-Time Positions</u>					
Director of Golf	NA	1	1	1	1
Superintendent of Golf	NA	1	1	1	1
Total Full-Time Positions		2	2	2	2
<u>Part-time Positions</u>					
None					
Total Part-Time Positions		0	0	0	0
Total Positions		2	2	2	2

REPORT:BP032

BROOME COUNTY GOVERNMENT  
REVENUE AND APPROPRIATION SUMMARY BY DEPARTMENT

FUND: 3140 EnJoie Operating  
DEPT: 41000000 En Joie Golf Course

Account	2014 Actuals	2015 Budget	2015 YTD Actuals As of 08/26/15	2016 Budget Requested	2016 Budget Recommended
<b>0000002 Departmental Income</b>					
5000177 RENTALS & FEES	0	2,000	0	2,000	2,000
5000234 DRIVING RANGE FEES	34,414	36,000	26,368	36,000	36,000
5000235 GREENS FEES	394,894	382,000	243,134	395,000	395,000
5000236 ANNUAL MEMBERSHIP	199,006	202,000	182,325	190,000	190,000
5000237 GOLF CART RENTALS	151,079	152,000	101,897	152,000	152,000
5000426 MISCELLANEOUS	3,672	4,000	4,183	4,000	4,000
5000434 MERCHANDISE SALES	48,926	44,000	31,665	45,000	45,000
		-			
<b>0000002 Departmental Income Total</b>	831,991	822,000	589,572	824,000	824,000
<b>0000003 Use of Money</b>					
5000465 TOURNAMENT RENTALS	107,695	109,000	0	110,000	110,000
5000467 RESTAURANT RENTAL	29,000	23,000	10,000	16,000	16,000
<b>0000003 Use of Money Total</b>	136,695	132,000	10,000	126,000	126,000
<b>0000007 Misc Interfund Revenues</b>					
5000534 TRANSFER FROM INSURANCE RESERV	881	0	633	0	0
5000562 TRANSFER FROM GENERAL FUND	31,938	0	0	0	0
<b>0000007 Misc Interfund Revenues Total</b>	32,819	0	633	0	0
<b>0000009 Federal Aid</b>					
5000952 ARRA DEBT REIMBURSEMENT	946	946	473	945	945
<b>0000009 Federal Aid Total</b>	946	946	473	945	945
<b>Rev Totals for Dept: 41000000</b>	1,002,451	954,946	600,678	950,945	950,945
<b>0000010 Personnel Service</b>					
6001000 SALARIES FULL-TIME	125,617	124,944	78,331	128,695	128,695
6001002 SALARIES TEMPORARY	255,140	290,000	186,272	290,000	290,000
<b>0000010 Personnel Service Totals</b>	380,757	414,944	264,603	418,695	418,695

BROOME COUNTY GOVERNMENT  
 REVENUE AND APPROPRIATION SUMMARY BY DEPARTMENT

FUND: 3140 EnJoie Operating  
 DEPT: 41000000 En Joie Golf Course

Account	2014 Actuals	2015 Budget	2015 YTD Actuals As of 08/26/15	2016 Budget Requested	2016 Budget Recommended
<b>0000020 Equipment and Capital Outlay</b>					
6002604 BUILDING AND GROUNDS EQUIPMENT	5,607	0	0	0	0
<b>0000020 Equipment and Capital Outlay Totals</b>	<b>5,607</b>	<b>0</b>	<b>0</b>	<b>0</b>	<b>0</b>
<b>0000040 Contractual Expenditures</b>					
6004012 OFFICE SUPPLIES	444	500	255	500	500
6004021 BLDG MAINTENANCE SUPPLIES	3,113	2,500	1,337	2,500	2,500
6004022 FUEL AND HEATING SUPPLIES	6,245	7,000	4,325	6,000	6,000
6004023 BLDG AND GROUNDS SUPPLIES	68,039	65,000	50,674	65,000	65,000
6004040 MOTOR EQUIPMENT SUPPLIES	12,804	14,000	4,555	13,000	13,000
6004046 GAS OIL GREASE AND DIESEL FUEL	18,960	20,000	9,320	20,000	20,000
6004047 TIRES AND TUBES	1,341	1,000	577	1,000	1,000
6004048 MISC OPERATIONAL SUPPLIES	5,657	8,000	7,581	6,000	6,000
6004053 RECREATIONAL AND ACTIVITY SUPP	29,681	25,000	27,677	25,000	25,000
6004054 SAFETY SUPPLIES	78	500	349	500	500
6004056 COMPUTER EQUIPMENT(NON CAPITAL	0	0	688	0	0
6004100 POSTAGE AND FREIGHT	0	100	0	50	50
6004101 TELEPHONE	24	50	0	50	50
6004105 DUES AND MEMBERSHIPS	2,161	2,100	4,319	2,200	2,200
6004112 BLDG GROUNDS AND EQUIP REPAIR	9,541	4,000	1,123	4,000	4,000
6004113 WATER AND SEWAGE CHARGES	28,041	18,000	7,779	27,000	27,000
6004115 ELECTRIC CURRENT	37,776	44,000	24,992	40,000	40,000
6004117 BUILDING AND GROUNDS EXPENSES	20,347	15,100	3,076	15,100	15,100
6004130 MOTOR EQUIP REPAIRS AND MAINT	140	2,000	542	2,000	2,000
6004137 ADVERTISING AND PROMOTION EXPE	8,469	14,000	6,324	12,000	12,000
6004138 OTHER OPERATIONAL EXPENSES	3,325	12,600	1,763	5,000	5,000
6004160 MILEAGE AND PARKING-LOCAL	300	0	0	300	300
6004161 TRAVEL HOTEL AND MEALS	179	500	0	200	200
6004190 COUNTY RENTALS-MACHINERY	107,288	112,000	99,735	110,200	110,200
6004192 SOFTWARE MAINTENANCE	1,400	1,400	1,400	0	0
6004200 PROPERTY LOSS	731	0	633	0	0
6004203 INSURANCE CLAIMS	150	0	0	0	0
6004504 OTHER FINANCIAL SERVICES	9,001	8,599	3,772	8,592	8,592
<b>0000040 Contractual Expenditures Totals</b>	<b>375,235</b>	<b>377,949</b>	<b>262,796</b>	<b>366,192</b>	<b>366,192</b>
<b>0000041 Chargeback Expenses</b>					
6004602 INSURANCE PREMIUM CHARGEBACK	22,127	20,469	10,235	15,525	15,525

REPORT:BP032

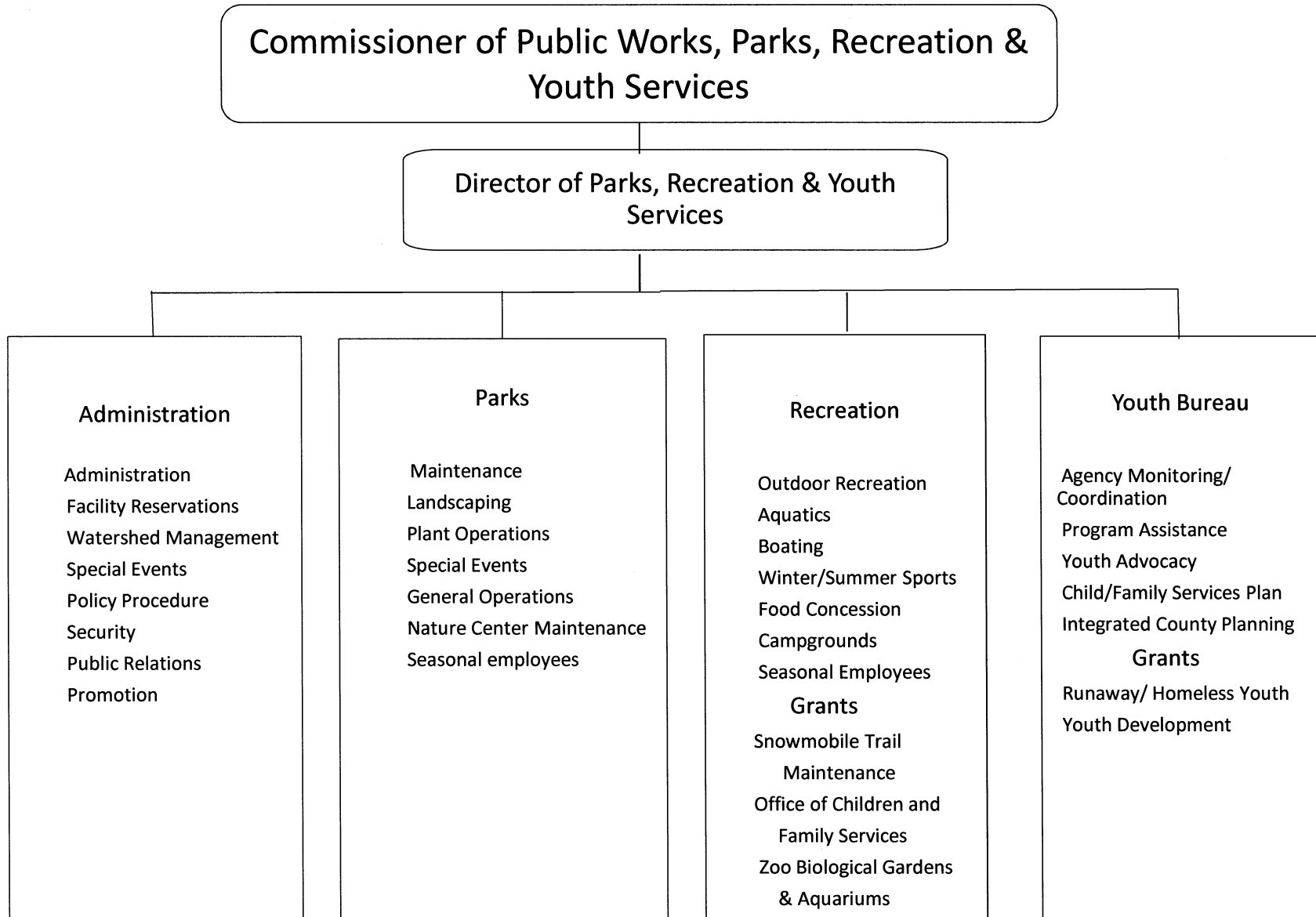
BROOME COUNTY GOVERNMENT  
REVENUE AND APPROPRIATION SUMMARY BY DEPARTMENT

FUND: 3140 EnJoie Operating

DEPT: 41000000 En Joie Golf Course

Account	2014 Actuals	2015 Budget	2015 YTD Actuals As of 08/26/15	2016 Budget Requested	2016 Budget Recommended
6004609 DATA PROCESSING CHARGEBACKS	8,190	12,936	6,468	10,125	10,125
6004614 OTHER CHARGEBACK EXPENSES	0	10	0	0	0
6004617 DUPLICATING/PRINTING CHARGEBAC	32	100	0	24	24
6004618 OFFICE SUPPLIES CHARGEBACK	42	60	23	60	60
6004619 BUILDING SERVICE CHARGEBACK	6,320	8,000	0	8,000	8,000
6004634 Indirect Costs - Excess of Bud	31,938	0	0	0	0
<b>0000041 Chargeback Expenses Totals</b>	<b>68,649</b>	<b>41,575</b>	<b>16,726</b>	<b>33,734</b>	<b>33,734</b>
<b>0000060 Principal on Indebtedness</b>					
6006000 PRINCIPAL ON SERIAL BONDS	6,401	6,662	6,662	6,935	6,935
<b>0000060 Principal on Indebtedness Totals</b>	<b>6,401</b>	<b>6,662</b>	<b>6,662</b>	<b>6,935</b>	<b>6,935</b>
<b>0000070 Interest on Indebtedness</b>					
6007000 INTEREST ON SERIAL BONDS	5,109	4,848	2,490	4,541	4,541
<b>0000070 Interest on Indebtedness Totals</b>	<b>5,109</b>	<b>4,848</b>	<b>2,490</b>	<b>4,541</b>	<b>4,541</b>
<b>0000080 Employee Benefits</b>					
6008001 STATE RETIREMENT	18,889	25,364	13,502	19,639	19,639
6008002 SOCIAL SECURITY	28,780	31,744	19,881	32,031	32,031
6008004 WORKERS COMPENSATION	3,045	2,106	1,053	2,038	2,038
6008007 HEALTH INSURANCE	17,533	16,836	19,212	29,960	29,960
6008011 UNEMPLOYMENT INSURANCE	21,983	30,000	11,415	30,000	30,000
<b>0000080 Employee Benefits Totals</b>	<b>90,230</b>	<b>106,050</b>	<b>65,063</b>	<b>113,668</b>	<b>113,668</b>
<b>Exp Totals for Dept: 41000000</b>	<b>931,988</b>	<b>952,028</b>	<b>618,340</b>	<b>943,765</b>	<b>943,765</b>
<b>Total for Dept: 41000000</b>	<b>70,463</b>	<b>2,918</b>	<b>-17,662</b>	<b>7,180</b>	<b>7,180</b>

# Parks, Recreation & Youth Services



## **Parks, Recreation & Youth Services Administration**

### **Mission Statement**

The Administrative Division of the Parks and Recreation Department provides the support services for the entire department as well as interfacing with the County Executive, Legislature, and Law Department, State and Federal agencies and the community.

### **Description**

Article XI provides for a Department of Parks and Recreation. It is a regionally based parks and recreation system serving a population of roughly 185,000 people. This park system consists of: Nathaniel Cole (317 acres) on County Route 63 in the Town of Colesville; Dorchester (1142 acres) in the Town of Triangle; Greenwood (415 acres) on County Route 320 in the Town of Nanticoke; Grippen and Roundtop (46 acres) in the Village of Endicott; Hawkins Pond (307 acres) in the Town of Windsor; and Otsiningo (150 acres) in the Town of Dickinson. This system also includes three beaches, a campground, cross-country skiing, swimming, boating, a BMX track and many other leisure activities. Annually, approximately two million people use this system.

The department is also responsible for Aqua-Terra (466 undeveloped acres) in the Town of Binghamton and the BAGSAI Complex (softball fields) and the Community Garden Plots both in the Town of Dickinson.

The Administrative Division is also responsible for the Broome County Youth Bureau including interaction with numerous community based groups, agencies, municipalities and individuals. The Division works with the Youth Bureau Advisory Board and its various committees to support the youth of Broome County.

### **2016 Objectives**

- Continue to provide quality facilities to the residents of Broome County.
- Maintain present level of service to the residents of Broome County.

### **2016 Budget Highlights**

- Maintain present level of service.
- Continue to look for new revenue streams to offset our 2016 net County support.
- Utilize Adopt-a-Park Volunteers to assist in Parks.
- Continue to administer the following grant:
  - NYS Snowmobile Trail Maintenance
  - NYS Zoo, Botanical Gardens and Aquariums

## **Parks, Recreation & Youth Services Youth Bureau**

### **Mission Statement**

The Broome County Youth Bureau's mission is to promote and encourage the development of a comprehensive system of services to youth and their families through planning, funding, coordination, evaluation and advocacy.

### **Description**

The Broome County Youth Bureau was established by a resolution adopted by the Broome County Legislature on July 6, 1971. The Youth Bureau is responsible for distributing Office of Children & Family Services funds to local agencies that provide services for youth in accordance with the Broome County Child & Family Services Plan.

Local agencies apply to the County (Youth Bureau) for funds.

Applications are evaluated by the Youth Bureau Advisory Board and approved by the County Legislature and County Executive. The Youth Bureau then applies to the NYS Office of Children and Family Services and/or other sources for program funding and enters into contracts with the agencies. The Youth Bureau also leads the efforts in planning for services for youth throughout Broome County.

### **2016 Objectives**

- Strengthen and streamline our Request for Proposal process.
- Continue working with the Department of Social Services to strengthen the continuum of services and activities for children, youth and families identified in our Child and Family Services Plan.
- Continue to lead the effort to define goals, gather data and develop a comprehensive continuum for runaway and

homeless youth, including the implementation of a program for runaway/homeless youth under age 21.

- Continue to monitor and evaluate all residential services provided for runaway and homeless youth under age of 21.
- Educate the community regarding youth issues, needs and problems and advocate for the adoption of strong legislation to better serve our youth.
- Continue to act as lead entity in planning efforts for youth in Broome County including the assessment of local youth needs and the development of strategies to address those needs.
- Reevaluate the funding priorities to better match the needs of the youth of Broome County.
- Work with various committees through-out the county to address pressing issues facing youth ie: teen pregnancy, child abuse, and suicide & drug abuse.
- Provide assistance to youth serving agencies through training, expert advice and coordination.

### **2016 Budget Highlights**

- Continue to maintain Youth Services Program costs to state aid support level.

Public Works, Parks, Recreation & Youth Services (43010008)  
Administration

<u>Title of Position</u>	<u>Grade/Unit</u>	2014 <u>Actuals</u>	As of 7/7/2015 Current <u>Authorized</u>	2016 <u>Requested</u>	2016 <u>Recommended</u>
<u>Full-Time Positions</u>					
Director of Parks, Recreation & Youth Services	B Admin	1	1	1	1
Secretary	13 CSEA	1	1	1	1
Total Full-Time Positions		2	2	2	2
<u>Part-Time Positions</u>					
None					
Total Part-Time Positions		0	0	0	0
Total Positions		2	2	2	2



REPORT:BP033

BROOME COUNTY GOVERNMENT  
 REVENUE AND APPROPRIATION SUMMARY  
 BY DEPARTMENT AND DIVISION

FUND: 1010 General Operating  
 DEPT: 43000000 Parks and Recreation  
 DIV: 01 Parks & Rec-Admin

Account	2014 Actuals	2015 Budget	2015 YTD Actuals As of 08/26/15	2016 Budget Requested	2016 Budget Recommended
43000000 Parks and Recreation					
0000002 Departmental Income					
5000165 MISCELLANEOUS	22,135	11,000	147	11,000	11,000
5000196 GROUND RENTALS	5,000	5,000	6,333	13,000	13,000
0000002 Departmental Income Totals	27,135	16,000	6,480	24,000	24,000
0000003 Use of Money					
5000451 INTEREST AND EARNINGS	21	0	7	0	0
0000003 Use of Money Totals	21	0	7	0	0
0000006 Sale of Prop and Comp for Loss					
5000518 SALE OF EQUIPMENT	1,224	5,000	0	8,000	8,000
0000006 Sale of Prop and Comp for Loss Totals	1,224	5,000	0	8,000	8,000
0000007 Misc Interfund Revenues					
5000533 UNCLASSIFIED REVENUES	183	0	0	0	0
5000534 TRANSFER FROM INSURANCE RESERV	2,561	1,893	1,893	0	0
0000007 Misc Interfund Revenues Totals	2,744	1,893	1,893	0	0
0000008 State Aid					
5000873 YOUTH BUREAU	37,071	30,000	0	30,000	30,000
5000875 YOUTH SERVICE PROGRAMS	135,360	178,753	-25,317	202,167	202,167
0000008 State Aid Totals	172,431	208,753	-25,317	232,167	232,167
Rev Total for Div: 4301	203,555	231,646	-16,937	264,167	264,167
0000010 Personnel Service					
6001000 SALARIES FULL-TIME	109,565	109,100	67,204	107,014	107,014
0000010 Personnel Service Totals	109,565	109,100	67,204	107,014	107,014

REPORT:BP033

BROOME COUNTY GOVERNMENT  
REVENUE AND APPROPRIATION SUMMARY  
BY DEPARTMENT AND DIVISION

FUND: 1010 General Operating  
DEPT: 43000000 Parks and Recreation  
DIV: 01 Parks & Rec-Admin

Account	2014 Actuals	2015 Budget	2015 YTD Actuals As of 08/26/15	2016 Budget Requested	2016 Budget Recommended
<b>0000040 Contractual Expenditures</b>					
6004010 BOOKS AND SUBSCRIPTIONS	0	400	0	400	400
6004012 OFFICE SUPPLIES	1,074	2,037	599	2,000	2,000
6004030 FOOD AND BEVERAGES	0	25	0	25	25
6004048 MISC OPERATIONAL SUPPLIES	0	50	0	50	50
6004100 POSTAGE AND FREIGHT	6	25	0	25	25
6004105 DUES AND MEMBERSHIPS	602	602	602	602	602
6004106 GENERAL OFFICE EXPENSES	356	500	394	500	500
6004117 BUILDING AND GROUNDS EXPENSES	121,096	0	0	0	0
6004137 ADVERTISING AND PROMOTION EXPE	200	200	408	250	250
6004141 YOUTH SERVICE PROGRAMS	130,288	149,800	-42,075	183,853	183,853
6004147 OTHER PROGRAM EXPENSE	0	0	2,000	3,500	3,500
6004161 TRAVEL HOTEL AND MEALS	48	250	0	250	250
6004162 EDUCATION AND TRAINING	0	0	49	50	50
6004165 ADVISORY BD/TRUSTEES EXPENSES	44	150	0	150	150
6004200 PROPERTY LOSS	2,561	1,893	1,893	0	0
<b>0000040 Contractual Expenditures Totals</b>	<b>256,275</b>	<b>155,932</b>	<b>-36,130</b>	<b>191,655</b>	<b>191,655</b>
<b>0000041 Chargeback Expenses</b>					
6004602 INSURANCE PREMIUM CHARGEBACK	23,685	26,072	13,036	20,092	20,092
6004610 PERSONNEL SERVICES CHARGEBACKS	3,907	3,900	0	3,907	3,907
<b>0000041 Chargeback Expenses Totals</b>	<b>27,592</b>	<b>29,972</b>	<b>13,036</b>	<b>23,999</b>	<b>23,999</b>
<b>0000080 Employee Benefits</b>					
6008001 STATE RETIREMENT	14,494	19,181	10,453	18,085	18,085
6008002 SOCIAL SECURITY	7,672	8,071	4,658	8,187	8,187
6008004 WORKERS COMPENSATION	56,008	67,119	33,560	70,559	70,559
6008006 LIFE INSURANCE	30	30	20	30	30
6008007 HEALTH INSURANCE	30,933	32,388	19,081	29,960	29,960
6008009 RETIREE HEALTH INSURANCE	84,465	94,313	58,505	87,414	87,414
6008010 DISABILITY INSURANCE	78	78	49	95	95
6008013 HEALTH INS - RETIRE INCENTIVE	3,292	0	0	0	0
<b>0000080 Employee Benefits Totals</b>	<b>196,972</b>	<b>221,180</b>	<b>126,326</b>	<b>214,330</b>	<b>214,330</b>

REPORT:BP033

BROOME COUNTY GOVERNMENT  
REVENUE AND APPROPRIATION SUMMARY  
BY DEPARTMENT AND DIVISION

FUND: 1010 General Operating  
DEPT: 43000000 Parks and Recreation  
DIV: 01 Parks & Rec-Admin

Account	2014 Actuals	2015 Budget	2015 YTD Actuals As of 08/26/15	2016 Budget Requested	2016 Budget Recommended
Exp Total for Div: 4301	590,404	516,184	170,436	536,998	536,998
Total for Div: 43000000	-386,849	-284,538	-187,373	-272,831	-272,831

## **Parks, Recreation & Youth Services Recreation**

### **Mission Statement**

To provide a safe and varied recreational experience that is family oriented yet can meet the needs of youth, senior citizens, and the disabled on a regional basis.

### **Description**

Article XI provides for a Department of Parks and Recreation. It is a regionally based parks and recreation system serving a population of roughly 185,000 people. This park system consists of: Nathaniel Cole (317 acres) on County Route 63 in the Town of Colesville; Dorchester (1142 acres) in the Town of Triangle; Greenwood (415 acres) on County Route 320 in the Town of Nanticoke; Grippen and Roundtop (46 acres) in the Village of Endicott; Hawkins Pond (307 acres) in the Town of Windsor; and Otsiningo (150 acres) in the Town of Dickinson. This system also includes three beaches, a campground, cross-country skiing, swimming, boating, a BMX track and many other leisure activities. Annually, approximately two million people use this system.

The department is also responsible for Aqua-Terra (466 undeveloped acres) in the Town of Binghamton and the BAGSAI Complex (softball fields) and the Community Garden Plots both in the Town of Dickinson.

### **2016 Objectives**

- Maintain 2014 levels of advertising for department
- Increase use of Social Media to promote Parks
- Continued efforts working with YMCA on aquatics programming and staffing
- Conduct the following special events:

- Crappie Derby
- Relay for Life and other fundraising walks and runs
- Broome Bands Together Concert Series
- Spiedie Fest/Balloon Rally
- Broome County Parks Triathlon

- Continue to develop partnerships in the community with groups such as: Whitney Point Youth Association, CYO, Harpursville Youth, YMCA, Town of Chenango Parks Department, Otsiningo Farmers Market and Grippen Park BMX.
- Continue to provide nature and environmental education, free of charge, to Broome County School Districts.

### **2016 Budget Highlights**

- Search for new partnerships for additional special events throughout the community
- Develop new marketing avenues and leisure entertainment activities for families
- Utilize Adopt-a-Park Volunteers to assist in Parks.
- Continue allocating staff out-of department for maintenance of the Arena/Forum.

Public Works, Parks, Recreation & Youth Services (43020008)  
Recreation

<u>Title of Position</u>	<u>Grade/Unit</u>	2014 <u>Actuals</u>	As of 7/7/2015 Current <u>Authorized</u>	2016 <u>Requested</u>	2016 <u>Recommended</u>
<u>Full-Time Positions</u>					
Director of Nature Interpretation	15 BAPA	1	0	0	0
Recreation & Youth Services Coordinator	15 BAPA	0	1	1	1
Naturalist	14 CSEA	1	0	0	0
Total Full-Time Positions		2	1	1	1
<u>Part-Time Positions</u>					
Total Part-Time Positions		0	0	0	0
Total Positions		2	1	1	1

REPORT:BP033

BROOME COUNTY GOVERNMENT  
REVENUE AND APPROPRIATION SUMMARY  
BY DEPARTMENT AND DIVISION

FUND: 1010 General Operating  
DEPT: 43000000 Parks and Recreation  
DIV: 02 Parks & Rec-Recreation

Account	2014 Actuals	2015 Budget	2015 YTD Actuals As of 08/26/15	2016 Budget Requested	2016 Budget Recommended
<b>0000002 Departmental Income</b>					
5000165 MISCELLANEOUS	2,021	23,000	0	19,000	19,000
5000168 FOOD CONCESSION	31,918	47,000	24,733	42,000	42,000
5000169 BOAT CONCESSION	46,747	40,000	31,515	45,000	45,000
5000170 CAMPING	33,608	51,000	21,009	40,000	40,000
5000171 SHELTER RENTAL	45,045	45,000	46,985	45,000	45,000
5000172 SKI CONCESSION	7,062	9,000	7,053	9,000	9,000
5000184 YOUTH SUMMER SKILLS PROGRAMS	4,730	8,000	0	0	0
5000196 GROUND RENTALS	3,089	8,300	7,809	5,000	5,000
5000202 SWIMMING LESSONS	38	50	0	50	50
5000207 UNIFORM SALES	50	0	135	50	50
<b>0000002 Departmental Income Totals</b>	<b>174,308</b>	<b>231,350</b>	<b>139,239</b>	<b>205,100</b>	<b>205,100</b>
<b>Rev Total for Div: 4302</b>	<b>174,308</b>	<b>231,350</b>	<b>139,239</b>	<b>205,100</b>	<b>205,100</b>
<b>0000010 Personnel Service</b>					
6001000 SALARIES FULL-TIME	113,984	53,124	32,291	53,624	53,624
6001002 SALARIES TEMPORARY	181,860	214,150	162,548	197,000	197,000
6001003 SALARIES OVERTIME	3,905	4,000	6,100	4,000	4,000
6001009 OTHER PERSONNEL SERVICES	1,450	1,000	1,100	1,000	1,000
<b>0000010 Personnel Service Totals</b>	<b>301,199</b>	<b>272,274</b>	<b>202,039</b>	<b>255,624</b>	<b>255,624</b>
<b>0000040 Contractual Expenditures</b>					
6004030 FOOD AND BEVERAGES	13,940	15,106	12,982	15,106	15,106
6004048 MISC OPERATIONAL SUPPLIES	3,459	5,000	3,184	5,000	5,000
6004053 RECREATIONAL AND ACTIVITY SUPP	5,503	4,375	1,554	4,375	4,375
6004126 RECREATIONAL AND ACTIVITY EXPE	92	500	0	500	500
6004147 OTHER PROGRAM EXPENSE	2,950	18,500	0	15,000	15,000
<b>0000040 Contractual Expenditures Totals</b>	<b>25,944</b>	<b>43,481</b>	<b>17,720</b>	<b>39,981</b>	<b>39,981</b>
<b>0000080 Employee Benefits</b>					
6008001 STATE RETIREMENT	18,382	10,784	7,743	10,044	10,044
6008002 SOCIAL SECURITY	22,050	20,828	15,164	19,556	19,556

REPORT:BP033

BROOME COUNTY GOVERNMENT  
REVENUE AND APPROPRIATION SUMMARY  
BY DEPARTMENT AND DIVISION

FUND: 1010 General Operating  
DEPT: 43000000 Parks and Recreation  
DIV: 02 Parks & Rec-Recreation

Account	2014 Actuals	2015 Budget	2015 YTD Actuals As of 08/26/15	2016 Budget Requested	2016 Budget Recommended
6008006 LIFE INSURANCE	30	15	10	15	15
6008007 HEALTH INSURANCE	32,911	17,696	10,426	16,461	16,461
6008010 DISABILITY INSURANCE	76	0	0	0	0
<b>0000080 Employee Benefits Totals</b>	<b>73,449</b>	<b>49,323</b>	<b>33,343</b>	<b>46,076</b>	<b>46,076</b>
<b>Exp Total for Div: 4302</b>	<b>400,592</b>	<b>365,078</b>	<b>253,102</b>	<b>341,681</b>	<b>341,681</b>
<b>Total for Div: 43000000</b>	<b>-226,284</b>	<b>-133,728</b>	<b>-113,863</b>	<b>-136,581</b>	<b>-136,581</b>

## **Parks, Recreation & Youth Services**

### **Parks**

#### **Mission Statement**

To provide the skilled support services that maintain the various buildings and grounds in the Parks & Recreation Department using the most efficient and cost effective methods available while providing for the safety and health of the patron.

#### **Description**

Article XI provides for a Department of Parks and Recreation. It is a regionally based parks and recreation system serving a population of roughly 185,000 people. This park system consists of: Nathaniel Cole (317 acres) on County Route 63 in the Town of Colesville; Dorchester (1,142 acres) in the Town of Triangle; Greenwood (415 acres) on County Route 320 in the Town of Nanticoke; Grippen and Roundtop (46 acres) in the Village of Endicott; Hawkins Pond (307 acres) in the Town of Windsor; and Otsiningo (150 acres) in the Town of Dickinson. This system also includes three beaches, a campground, cross-country skiing, swimming, boating, a BMX track and many other leisure activities. Annually, approximately two million people use this system.

The department is also responsible for Aqua-Terra (466 undeveloped acres) in the Town of Binghamton and the BAGSAI Complex (softball fields) and the Community Garden Plots both in the Town of Dickinson.

#### **2016 Objectives**

- Continue to raise the visibility of the department through: promotional literature, public service announcements, participation by department personnel in public forums relevant to our mission, outreach to, and cooperation with, current and

potential parks user groups, and whatever other cost-effective means are at our disposal.

- Facilitate maintenance of facilities through regular park inspections and consultation with Risk Manager
- Maintain roadway improvement program
- Continue development and implementation of capital projects
- Continue to enhance efficiency and promote cost-savings by forming partnerships with recreation groups, local municipalities and other County departments
- Maintain a comprehensive schedule of special events, ranging from established events such as the Spiedie Fest and Balloon Rally and the Broome County Parks Triathlon.
- Work in cooperation with the Otsiningo Farmers Market to support the operation of the outdoor market.
- Provide outdoor maintenance support for the Cornell Cooperative Extension programs at Finch Hollow.

#### **2016 Budget Highlights**

- Purchase necessary equipment
- Continue allocating resources for maintenance of the Arena/Forum
- Capital improvement request for parks construction projects, surface rehabilitation and equipment replacement, and repairs and renovations
- Utilize Adopt-a-Park Volunteers to assist in Parks.
- Increase in Seasonal worker costs due to increase in New York State minimum wage



Public Works, Parks, Recreation & Youth Services (43030008)  
Parks

<u>Title of Position</u>	<u>Grade/Unit</u>	2014 <u>Actuals</u>	As of 7/7/2015 Current <u>Authorized</u>	2016 <u>Requested</u>	2016 <u>Recommended</u>
<u>Full-Time Positions</u>					
Assistant Recreation Facility Manager	16 CSEA	1	1	1	1
Park Manager	AFSCME	2	2	2	2
Assistant Park Manager	AFSCME	3	3	3	3
Park Equipment Maintenance Mechanic	AFSCME	1	1	1	1
Park Technician	AFSCME	5	5	5	5
Senior Park Technician	AFSCME	3	3	3	3
Total Full-Time Positions		15	15	15	15
<u>Part-Time Positions</u>					
None					
Total Part-Time Positions		0	0	0	0
Total Positions		15	15	15	15

REPORT:BP033

BROOME COUNTY GOVERNMENT  
REVENUE AND APPROPRIATION SUMMARY  
BY DEPARTMENT AND DIVISION

FUND: 1010 General Operating  
DEPT: 43000000 Parks and Recreation  
DIV: 03 Parks & Rec-Parks

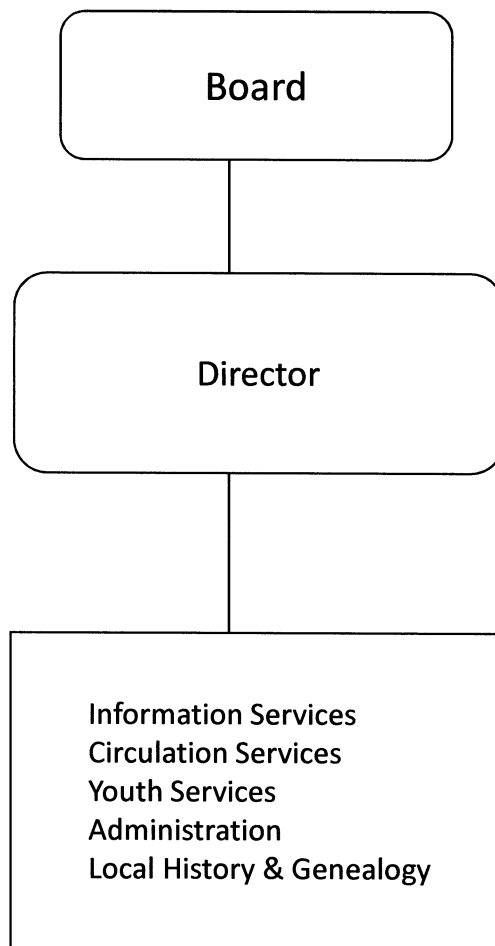
Account	2014 Actuals	2015 Budget	2015 YTD Actuals As of 08/26/15	2016 Budget Requested	2016 Budget Recommended
<b>0000003 Use of Money</b>					
5000451 INTEREST AND EARNINGS	4	0	0	0	0
<b>0000003 Use of Money Totals</b>	<b>4</b>	<b>0</b>	<b>0</b>	<b>0</b>	<b>0</b>
<b>0000007 Misc Interfund Revenues</b>					
5000530 REFUNDS OF PRIOR YEARS EXPENDI	120	0	0	0	0
<b>0000007 Misc Interfund Revenues Totals</b>	<b>120</b>	<b>0</b>	<b>0</b>	<b>0</b>	<b>0</b>
<b>Rev Total for Div: 4303</b>	<b>124</b>	<b>0</b>	<b>0</b>	<b>0</b>	<b>0</b>
<b>0000010 Personnel Service</b>					
6001000 SALARIES FULL-TIME	743,675	721,899	441,847	732,768	732,768
6001002 SALARIES TEMPORARY	69,087	83,129	59,768	68,000	68,000
6001003 SALARIES OVERTIME	28,249	12,500	19,625	13,000	13,000
6001004 SALARIES SHIFT DIFFERENTIAL	1,796	2,000	842	2,000	2,000
6001009 OTHER PERSONNEL SERVICES	6,345	7,000	3,191	7,000	7,000
<b>0000010 Personnel Service Totals</b>	<b>849,152</b>	<b>826,528</b>	<b>525,273</b>	<b>822,768</b>	<b>822,768</b>
<b>0000040 Contractual Expenditures</b>					
6004021 BLDG MAINTENANCE SUPPLIES	29,026	45,161	16,002	30,000	30,000
6004022 FUEL AND HEATING SUPPLIES	24,649	29,413	11,566	25,000	25,000
6004023 BLDG AND GROUNDS SUPPLIES	28,319	32,261	17,902	32,000	32,000
6004030 FOOD AND BEVERAGES	31	0	0	0	0
6004040 MOTOR EQUIPMENT SUPPLIES	17,820	30,123	16,405	30,000	30,000
6004046 GAS OIL GREASE AND DIESEL FUEL	16,456	26,005	10,023	20,000	20,000
6004047 TIRES AND TUBES	4,060	5,000	3,714	6,000	6,000
6004048 MISC OPERATIONAL SUPPLIES	5,639	5,000	658	5,000	5,000
6004053 RECREATIONAL AND ACTIVITY SUPP	70	1,000	298	1,000	1,000
6004106 GENERAL OFFICE EXPENSES	16	100	0	100	100
6004112 BLDG GROUNDS AND EQUIP REPAIR	0	850	0	850	850
6004113 WATER AND SEWAGE CHARGES	8,327	7,800	12,447	8,500	8,500
6004115 ELECTRIC CURRENT	31,628	32,000	21,506	32,000	32,000
6004117 BUILDING AND GROUNDS EXPENSES	32,510	23,000	22,357	23,000	23,000

BROOME COUNTY GOVERNMENT  
 REVENUE AND APPROPRIATION SUMMARY  
 BY DEPARTMENT AND DIVISION

FUND: 1010 General Operating  
 DEPT: 43000000 Parks and Recreation  
 DIV: 03 Parks & Rec-Parks

Account	2014 Actuals	2015 Budget	2015 YTD Actuals As of 08/26/15	2016 Budget Requested	2016 Budget Recommended
6004130 MOTOR EQUIP REPAIRS AND MAINT	1,221	1,000	409	1,000	1,000
6004133 UNIFORM AND CLOTHING ALLOWANCE	1,869	3,400	3,650	3,400	3,400
6004138 OTHER OPERATIONAL EXPENSES	1,129	2,500	2,289	2,500	2,500
6004161 TRAVEL HOTEL AND MEALS	5	0	0	0	0
6004162 EDUCATION AND TRAINING	325	0	0	0	0
<b>0000040 Contractual Expenditures Totals</b>	<b>203,100</b>	<b>244,613</b>	<b>139,226</b>	<b>220,350</b>	<b>220,350</b>
<b>0000041 Chargeback Expenses</b>					
6004614 OTHER CHARGEBACK EXPENSES	5,449	0	5,072	0	0
6004615 GASOLINE CHARGEBACK	22,194	25,200	8,730	21,600	21,600
<b>0000041 Chargeback Expenses Totals</b>	<b>27,643</b>	<b>25,200</b>	<b>13,802</b>	<b>21,600</b>	<b>21,600</b>
<b>0000080 Employee Benefits</b>					
6008001 STATE RETIREMENT	114,173	159,494	81,584	138,158	138,158
6008002 SOCIAL SECURITY	61,166	64,453	37,779	62,942	62,942
6008006 LIFE INSURANCE	215	225	145	225	225
6008007 HEALTH INSURANCE	173,451	190,061	109,431	174,492	174,492
6008009 RETIREE HEALTH INSURANCE	232,832	227,656	162,261	242,962	242,962
6008010 DISABILITY INSURANCE	69	78	50	95	95
<b>0000080 Employee Benefits Totals</b>	<b>581,906</b>	<b>641,967</b>	<b>391,250</b>	<b>618,874</b>	<b>618,874</b>
<b>Exp Total for Div: 4303</b>	<b>1,661,801</b>	<b>1,738,308</b>	<b>1,069,551</b>	<b>1,683,592</b>	<b>1,683,592</b>
<b>Total for Div: 43000000</b>	<b>-1,661,677</b>	<b>-1,738,308</b>	<b>-1,069,551</b>	<b>-1,683,592</b>	<b>-1,683,592</b>
<b>Total for Dept: 43000000</b>	<b>-2,274,810</b>	<b>-2,156,574</b>	<b>-1,370,787</b>	<b>-2,093,004</b>	<b>-2,093,004</b>

# Library



## **County Library**

### **Mission Statement**

To provide materials and services to ensure community residents meet their personal, educational, professional and recreational information needs.

### **Description**

The Library provides information for economic development within the community. Materials in various formats are provided to assist individuals and businesses in effectively responding to the changing marketplace. Special attention is devoted to currency of small business materials.

The Library serves as the gateway to reading and early literacy for children and young adults. Consideration is given to stimulating interest and appreciation of reading through programming and collection development.

The Library is the source of free recreational reading and life long learning for community residents. Emphasis is placed on providing a broad range of current fiction, non-fiction, and informational support in a variety of formats for all ages and reading levels. Programming classes and collection development tools are employed to meet the needs of this diverse community.

The Library houses a unique group of local history and genealogy materials, joining collections of the Library, Broome County Historical Society, Broome County Historian and City of Binghamton Historian. This allows researchers access to a wide range of materials on the history of the local Broome County area and family histories.

The Library is comprised of two defined service areas. As part of County government, the Library serves the citizens residing within the political jurisdiction of Broome County. According to the 2010 U.S. census, this encompasses a geographical area of 707 square miles and a population of 200,600 from ages newborn to over 100. In addition, since Broome County also serves as the Central Library for the Four County Library System, its service area effectively includes the residents of Chenango, Delaware and Otsego Counties, an additional 3,343 square miles and 161,132 residents.

To meet the needs of this diverse patron base, the Library features the following service areas:

### **Information Services**

- Broad based one-on-one or group research assistance
- Accommodation of all ages and reading levels
- Extensive research collection
- Electronic online resources
- Business files/research tools
- Approachable and knowledgeable staff
- Clear signage
- Adequate phone lines
- Accessible shelving
- Adequate casual seating
- Classes and workshops for adults covering a variety of interests, including basic computer classes

**Youth Services**

- Variety of materials and formats
- Multiple copies of popular titles
- Youth-friendly staff
- Easy accessibility
- Ample and inviting space
- Variety of early literacy classes and programs for ages 0-14
- Summer reading series to enhance school instruction throughout the year

**Popular Materials**

- Current and popular materials in a variety of formats
- Sufficient multiple copies to meet demand
- Monthly Community Book Club featuring library materials
- Reader's advisory service
- Browsing encouraged
- Attractive monthly displays of materials

**Local History & Genealogy Center**

- Cooperative materials collection
- Extensive primary source documents, photographic, digital and archival materials
- Regional focus for genealogical and migration materials
- Educational programs for local groups and schools
- Periodical collection dealing with genealogy and history
- Digitization projects for rare and archival materials
- Indexing and abstracting of original materials for online database
- Microfilm copies of local newspapers, and census documents

**2016 Objectives**

- Continue to provide valuable research assistance, encourage reading in the community, materials searching support and youth literacy services to Broome County and the Four County Region
- Continue to provide quality services to the 41 libraries in the Four County Library System as well as the Central Library
- Educate the public in the variety of electronic resources available in the Library
- Update Library collection for currency and relevancy
- Continue to maximize use of the Ahearn Business Resource Center
- Explore the possibility of becoming a special legislative district public library with other Broome County libraries
- Automate the local history index to an online database and add to Library database and website
- Continue creating the platform for a digitization project for the 170,000 obituary file collection
- Continue providing workshops and educational programs for school service groups, and summer reading programs for children

**2016 Budget Highlights**

- Staffing levels remain the same as 2015
- Continued resource sharing with the 41 libraries in the Four County Library System
- Contained controllable costs at 2014 levels
- Energy saving measures implemented

County Library (40000008)

<u>Title of Position</u>	<u>Grade/Unit</u>	<u>2014 Actuals</u>	<u>As of 7/7/2015 Current Authorized</u>	<u>2016 Requested</u>	<u>2016 Recommended</u>
<u>Full-Time Positions</u>					
Library Director III	F Admin	1	1	1	1
Librarian III	20 CSEA	1	1	1	1
Librarian II	18 CSEA	2	2	2	2
Librarian I	16 CSEA	2	2	2	2
Library Assistant	13 CSEA	1	1	1	1
Principal Library Clerk	12 CSEA	1	1	1	1
Senior Account Clerk	9 CSEA	1	1	1	1
Senior Library Clerk	8 CSEA	2	2	2	2
Library Clerk	6 CSEA	5	3	3	3
Page	5 CSEA	1	1	1	1
Total Full-Time Positions		17	15	15	15
<u>Part-Time Positions</u>					
Custodial Worker	6 CSEA	4	3	3	3
Library Clerk	6 CSEA	5	5	5	5
County Historian	NA	1	1	1	1
Deputy County Historian*	NA	1	1	1	1
Total Part-Time Positions		11	10	10	10
Total Positions		28	25	25	25

\*One position unfunded since 2015

REPORT:BP032

BROOME COUNTY GOVERNMENT  
REVENUE AND APPROPRIATION SUMMARY BY DEPARTMENT

FUND: 3150 Library Operating

DEPT: 40000000 County Library

Account	2014 Actuals	2015 Budget	2015 YTD Actuals As of 08/26/15	2016 Budget Requested	2016 Budget Recommended
<b>0000002 Departmental Income</b>					
5000100 LIBRARY COPY FEES	8,594	8,000	5,532	8,000	8,000
5000102 COMMISSIONER OF FINANCE	0	0	75	0	0
5000177 RENTALS & FEES	13,257	10,000	9,094	10,000	10,000
5000189 OTHER LOCAL GOVERNMENTS	683,261	696,926	522,695	698,320	698,320
5000312 RENTAL CHARGEBACKS	15,000	15,000	15,000	15,000	15,000
5000333 OTHER DEPARTMENTAL CHARGEBACK	22,590	25,197	12,599	25,709	25,709
5000426 MISCELLANEOUS	97,884	41,000	28,975	41,000	41,000
<b>0000002 Departmental Income Total</b>	<b>840,586</b>	<b>796,123</b>	<b>593,970</b>	<b>798,029</b>	<b>798,029</b>
<b>0000003 Use of Money</b>					
5000451 INTEREST AND EARNINGS	537	700	207	350	350
5000470 VENDING MACHINE	879	1,000	374	1,000	1,000
5000471 COMMISSIONS	1,014	1,000	623	1,000	1,000
<b>0000003 Use of Money Total</b>	<b>2,430</b>	<b>2,700</b>	<b>1,204</b>	<b>2,350</b>	<b>2,350</b>
<b>0000007 Misc Interfund Revenues</b>					
5000531 GIFTS AND DONATIONS	3,019	2,500	1,303	2,500	2,500
5000562 TRANSFER FROM GENERAL FUND	895,973	1,184,289	1,184,289	1,153,561	1,153,561
5000569 TRANSFER - DEBT SERVICE FUND	2,358	0	0	0	0
<b>0000007 Misc Interfund Revenues Total</b>	<b>901,350</b>	<b>1,186,789</b>	<b>1,185,592</b>	<b>1,156,061</b>	<b>1,156,061</b>
<b>0000008 State Aid</b>					
5000808 OTHER STATE AID	80,368	10,000	0	40,000	40,000
<b>0000008 State Aid Total</b>	<b>80,368</b>	<b>10,000</b>	<b>0</b>	<b>40,000</b>	<b>40,000</b>
<b>0000009 Federal Aid</b>					
5000952 ARRA DEBT REIMBURSEMENT	651	651	325	650	650
<b>0000009 Federal Aid Total</b>	<b>651</b>	<b>651</b>	<b>325</b>	<b>650</b>	<b>650</b>
<b>Rev Totals for Dept: 40000000</b>	<b>1,825,385</b>	<b>1,996,263</b>	<b>1,781,091</b>	<b>1,997,090</b>	<b>1,997,090</b>



BROOME COUNTY GOVERNMENT  
REVENUE AND APPROPRIATION SUMMARY BY DEPARTMENT

FUND: 3150 Library Operating  
DEPT: 40000000 County Library

Account	2014 Actuals	2015 Budget	2015 YTD Actuals As of 08/26/15	2016 Budget Requested	2016 Budget Recommended
<b>0000010 Personnel Service</b>					
6001000 SALARIES FULL-TIME	626,202	641,411	390,654	641,889	641,889
6001001 SALARIES PART-TIME	82,500	58,787	36,206	58,787	58,787
<b>0000010 Personnel Service Totals</b>	<b>708,702</b>	<b>700,198</b>	<b>426,860</b>	<b>700,676</b>	<b>700,676</b>
<b>0000040 Contractual Expenditures</b>					
6004012 OFFICE SUPPLIES	13,702	10,000	8,527	10,000	10,000
6004021 BLDG MAINTENANCE SUPPLIES	535	2,115	991	1,800	1,800
6004022 FUEL AND HEATING SUPPLIES	11,986	18,000	10,169	16,000	16,000
6004023 BLDG AND GROUNDS SUPPLIES	3,424	4,000	5,079	7,000	7,000
6004030 FOOD AND BEVERAGES	22	0	0	0	0
6004055 COMPUTER SOFTWARE AND SUPPLIES	50,465	71,960	4,410	55,750	55,750
6004056 COMPUTER EQUIPMENT(NON CAPITAL	60,391	0	0	0	0
6004070 BOOKS ADULT SERVICES	47,585	64,795	18,242	71,019	71,019
6004071 JUVENILE BOOKS	35,055	45,880	22,783	43,210	43,210
6004073 SUBSCRIPTIONS	7,742	5,000	2,438	8,500	8,500
6004074 AUDIOVISUAL MATERIALS	26,197	34,000	11,971	34,000	34,000
6004075 ELECTRONIC ACCESS MATERIALS	3,594	5,000	846	400	400
6004076 LOCAL HISTORY	0	250	0	0	0
6004100 POSTAGE AND FREIGHT	438	1,000	66	600	600
6004105 DUES AND MEMBERSHIPS	1,342	2,300	1,085	1,268	1,268
6004106 GENERAL OFFICE EXPENSES	3,970	5,535	3,900	5,535	5,535
6004112 BLDG GROUNDS AND EQUIP REPAIR	2,311	2,184	2,024	2,000	2,000
6004113 WATER AND SEWAGE CHARGES	2,365	2,300	1,552	2,400	2,400
6004115 ELECTRIC CURRENT	50,715	50,000	24,757	50,750	50,750
6004117 BUILDING AND GROUNDS EXPENSES	24,596	19,348	11,710	27,940	27,940
6004137 ADVERTISING AND PROMOTION EXPE	136	0	4	0	0
6004162 EDUCATION AND TRAINING	20	0	0	0	0
6004196 COPYING MACHINE RENTALS	3,646	4,500	1,861	3,646	3,646
6004504 OTHER FINANCIAL SERVICES	35	68	35	63	63
6004573 OTHER FEES FOR SERVICES	10,770	13,000	5,470	10,770	10,770
<b>0000040 Contractual Expenditures Totals</b>	<b>361,042</b>	<b>361,235</b>	<b>137,920</b>	<b>352,651</b>	<b>352,651</b>
<b>0000041 Chargeback Expenses</b>					
6004602 INSURANCE PREMIUM CHARGEBACK	12,094	11,293	5,647	6,165	6,165

REPORT:BP032

BROOME COUNTY GOVERNMENT  
REVENUE AND APPROPRIATION SUMMARY BY DEPARTMENT

FUND: 3150 Library Operating  
DEPT: 40000000 County Library

Account	2014 Actuals	2015 Budget	2015 YTD Actuals As of 08/26/15	2016 Budget Requested	2016 Budget Recommended
6004604 DPW SECURITY CHARGEBACKS	98,508	98,698	45,055	101,100	101,100
6004606 TELEPHONE BILLING ACCOUNT	5,381	7,465	3,357	6,568	6,568
6004609 DATA PROCESSING CHARGEBACKS	50,370	93,858	46,929	99,573	99,573
6004614 OTHER CHARGEBACK EXPENSES	0	0	0	17	17
6004617 DUPLICATING/PRINTING CHARGEBAC	452	670	547	351	351
6004618 OFFICE SUPPLIES CHARGEBACK	2,969	2,900	1,560	3,435	3,435
6004619 BUILDING SERVICE CHARGEBACK	14,181	15,000	10,271	30,620	30,620
6004634 Indirect Costs - Excess of Bud	104,796	0	0	0	0
<b>0000041 Chargeback Expenses Totals</b>	<b>288,751</b>	<b>229,884</b>	<b>113,366</b>	<b>247,829</b>	<b>247,829</b>
<b>0000060 Principal on Indebtedness</b>					
6006000 PRINCIPAL ON SERIAL BONDS	7,912	8,267	8,267	8,546	8,546
6006008 PRINCIPAL ON CAPITAL LEASE	1,602	0	0	0	0
<b>0000060 Principal on Indebtedness Totals</b>	<b>9,514</b>	<b>8,267</b>	<b>8,267</b>	<b>8,546</b>	<b>8,546</b>
<b>0000070 Interest on Indebtedness</b>					
6007000 INTEREST ON SERIAL BONDS	3,963	3,663	1,905	3,340	3,340
6007005 INTEREST ON CAPITAL LEASE	53	0	0	0	0
<b>0000070 Interest on Indebtedness Totals</b>	<b>4,016</b>	<b>3,663</b>	<b>1,905</b>	<b>3,340</b>	<b>3,340</b>
<b>0000080 Employee Benefits</b>					
6008001 STATE RETIREMENT	99,537	130,387	70,525	123,548	123,548
6008002 SOCIAL SECURITY	51,488	53,565	30,940	53,719	53,719
6008004 WORKERS COMPENSATION	6,079	6,249	3,125	5,482	5,482
6008006 LIFE INSURANCE	216	225	146	225	225
6008007 HEALTH INSURANCE	155,924	164,872	94,986	156,293	156,293
6008009 RETIREE HEALTH INSURANCE	315,405	332,717	222,330	332,521	332,521
6008011 UNEMPLOYMENT INSURANCE	0	0	1,300	4,260	4,260
6008012 EMPLOYEE TUITION REIMBURSEMENT	2,418	5,500	2,699	8,000	8,000
6008013 HEALTH INS - RETIRE INCENTIVE	8,101	0	0	0	0
<b>0000080 Employee Benefits Totals</b>	<b>639,168</b>	<b>693,515</b>	<b>426,051</b>	<b>684,048</b>	<b>684,048</b>
<b>Exp Totals for Dept: 40000000</b>	<b>2,011,193</b>	<b>1,996,762</b>	<b>1,114,369</b>	<b>1,997,090</b>	<b>1,997,090</b>

REPORT:BP032

BROOME COUNTY GOVERNMENT  
REVENUE AND APPROPRIATION SUMMARY BY DEPARTMENT

FUND: 3150 Library Operating  
DEPT: 40000000 County Library

Account	2014 Actuals	2015 Budget	2015 YTD Actuals As of 08/26/15	2016 Budget Requested	2016 Budget Recommended
<hr/>	<hr/>	<hr/>	<hr/>	<hr/>	<hr/>
Total for Dept: 40000000	-185,808	-499	666,722	0	0

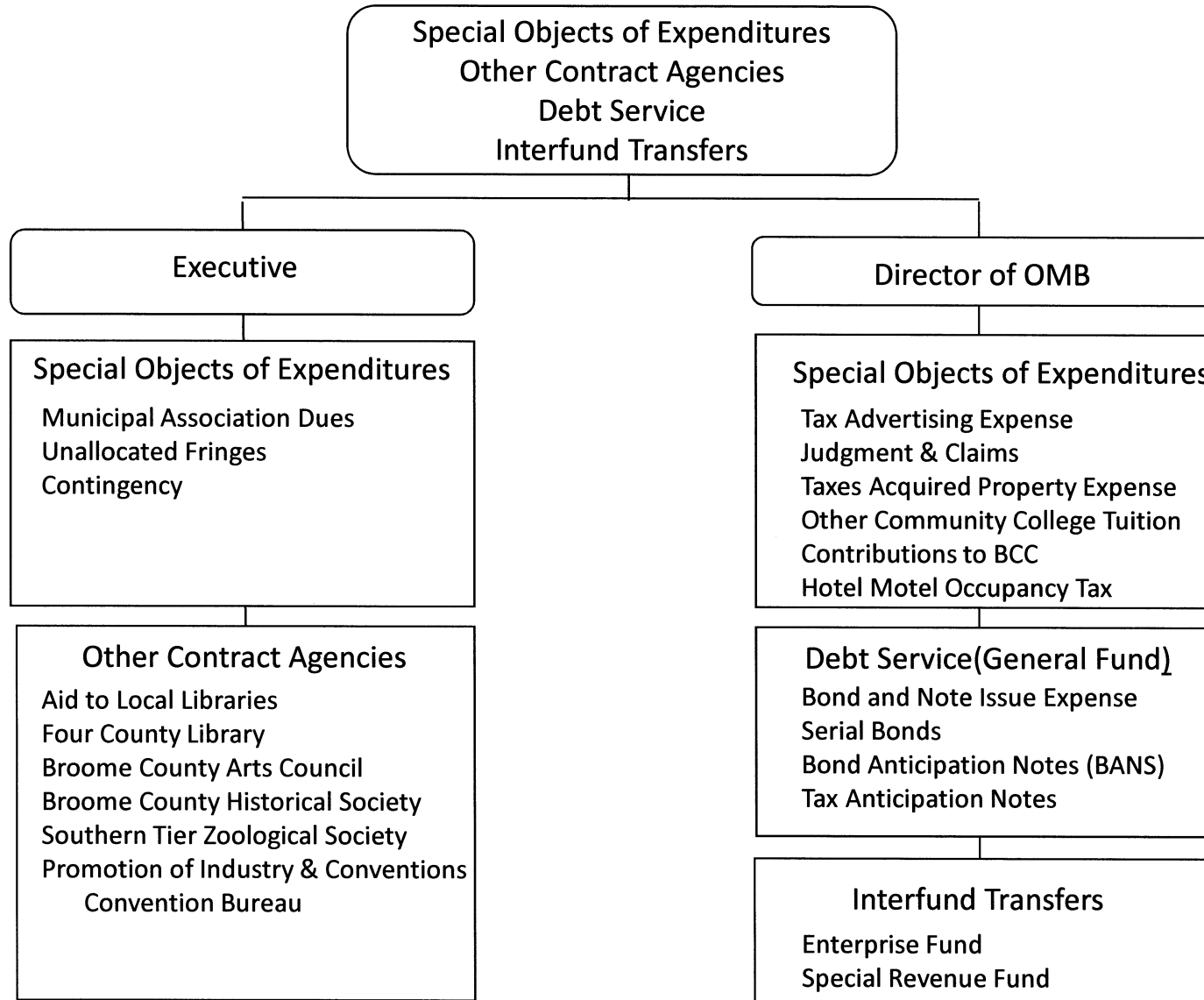
**This page is intentionally left blank**



**Unallocated Items**

<b><u>Department/Division</u></b>	<b><u>Page</u></b>
Special Objects of Expense/Contract Agencies	430
Debt Service	436
Interfund Transfers	439

# Unallocated Items



## Unallocated Items

Unallocated Items present the miscellaneous expenditure and revenue items, which are not appropriately presented elsewhere in a specific department. This section of the budget contains three components designated as departments for accounting convenience, but without such recognition in the Charter. The three components are: Special Objects of Expense, Debt Service; and Interfund Transfers.

### Special Objects of Expenditure

This unit contains the most varied of the expenditure and revenue items arranged by function or program.

### Appropriations

#### General Government

The administration of property taxes requires several expenditure accounts. Tax Advertising and Expenses are the advertising and other legal expenses incurred in enforcing property tax collection.

Judgments and Claims are payments for judgments against the County.

Municipal Association Dues are for the County's membership in the New York State Association of Counties and any other County wide

memberships. Additional memberships specific to a particular department are shown in each department. Cost of membership is generally based upon population.

The Contingent Account is established according to Article VI, Section 604, B, (2) and operated according to Section 609 of the Administrative Code. It is the County Executive's estimate of unexpected expenditures, which may arise during the year.

#### Education

Other Community College Tuition is Broome County's mandated share of the costs of Broome's citizens attending another New York community college. This amount serves as the sponsor share required to match state aid and tuition to finance local community colleges.

Contributions to Broome Community College (SUNY Broome) is the County's share of operating costs for the budget year. Although presented as a contractual expenditure, this is essentially an interfund transfer of resources required to balance the Community College fund. Because the Community College's fiscal year is the same as its academic year, the County Legislature adopts BCC's budget during the summer and commits the County to appropriate the local sponsor's share in the upcoming budget year. The Community College's capital and debt service requirements are also presented in this section of the budget (see Debt Service and Interfund Transfers below).



## Public Safety

Justices and Constables record the mandated quarterly payment of court costs incurred by town courts operating outside of normal County Court hours. This account is administered by the Law Department. The payments are made to the state as reimbursement.

## Undistributed

Certain employee fringe benefit calculations are aggregated upon a Countywide or fund level in Unallocated Employee Benefits instead of a departmental basis. Unemployment and State Retirement are unallocated costs as are the costs for Health Insurance and Medicare for retired employees whose department may no longer exist (i.e., Courts or Chenango Bridge Nursing Home).

The amount in Salary and Fringe Benefit accounts represents the cost of implementing salary and fringe benefit adjustments not included in department budgets. These accounts are also used to balance requested and/or base budgets with recommended and adopted increases.

## Revenue

There is a recovery of Charges for Tax Advertising from the sale of property acquired for tax purposes.

## Other Contract Agencies

Section 224 of County Law permits counties to support the services of specified types of non-profit organizations; corporations, associations, and agencies provided the services are rendered within the supporting County.

## Economic Assistance & Opportunity

The Convention Bureau is a unit of the Broome County Chamber of Commerce. It is responsible for attracting meetings, conferences, trade shows and visitors to our community. The staff attends selected trade shows, participates in information centers, conducts sales blitzes, and produces a variety of promotional material on Broome County. The County's support for this bureau is offset by the collection of a hotel/motel tax.

## Culture & Recreation

The Aid to Local Libraries compensates municipally funded libraries in Broome County for the added expense of non-resident use. This expense funds non-resident taxpayer supported expense of operating local libraries.

The Four County Library System (FCLS) utilizes Broome County funds to defray the cost of bookmobile service to thirteen communities, nursing homes and correctional facilities, most of which do not have ready access to public library service. FCLS pays the other costs of this program from its own funds. The funds also provide delivery service to each of the public libraries in Broome, enabling them to share their resources more efficiently, thereby providing better service.

The Broome County Arts Council is a private non-profit service organization, which raises money from local contributors and awards 90% of those funds as grants to local non-profit arts and cultural institutions, organizations and individual artists in Broome County. Other service include public advocacy for the arts, grants seminars, board trainings, arts promotion for economic development, educations and community building; public clearinghouse for events, grant and artist opportunities and referrals.

The Southern Tier Zoological Society, Inc. (Ross Park Zoo) provides a wide variety of animals, horticulture exhibits, an outreach program via a Zoo-mobile, guided and non-guided tours, picnic facilities, a free carousel and leases space to the Discovery Center. Annually, it reaches school children via on-site programs, participates in endangered species programs, and a variety of special events. Opened in 1875, it is the only facility of it's kind within seventy miles and the nation's fifth oldest.

## Home & Community Services

The Broome County Historical Society provides research of local history and genealogy center at the Broome County Public Library and the Roberson Museum. Using publications, exhibition and educational programs to collect, preserve and interpret the history of Broome County.

REPORT:BP032

BROOME COUNTY GOVERNMENT  
REVENUE AND APPROPRIATION SUMMARY BY DEPARTMENT

FUND: 1010 General Operating  
DEPT: 90000000 Special Objects

Account	2014 Actuals	2015 Budget	2015 YTD Actuals As of 08/26/15	2016 Budget Requested	2016 Budget Recommended
<b>0000001 Tax Items</b>					
5000004 INTEREST & PENAL-REAL PROP TAX	1,141	0	0	0	0
5000011 HOTEL/MOTEL OCCUPANCY TAX	1,097,124	1,086,685	465,086	1,110,000	1,110,000
5000012 OCC TAX ECO DEV	731,417	724,457	310,057	740,000	740,000
<b>0000001 Tax Items Total</b>	<b>1,829,682</b>	<b>1,811,142</b>	<b>775,143</b>	<b>1,850,000</b>	<b>1,850,000</b>
<b>0000002 Departmental Income</b>					
5000103 CHGS FOR TAX ADV/REDEMPTION EX	13,818	13,600	119	13,600	13,600
<b>0000002 Departmental Income Total</b>	<b>13,818</b>	<b>13,600</b>	<b>119</b>	<b>13,600</b>	<b>13,600</b>
<b>0000007 Misc Interfund Revenues</b>					
5000530 REFUNDS OF PRIOR YEARS EXPENDI	-2,030	0	0	0	0
<b>0000007 Misc Interfund Revenues Total</b>	<b>-2,030</b>	<b>0</b>	<b>0</b>	<b>0</b>	<b>0</b>
<b>Rev Totals for Dept: 90000000</b>	<b>1,841,470</b>	<b>1,824,742</b>	<b>775,262</b>	<b>1,863,600</b>	<b>1,863,600</b>
<b>0000010 Personnel Service</b>					
6001000 SALARIES FULL-TIME	0	104,410	0	0	0
6001011 DISCRETIONARY SALARY SAVINGS	0	-2,896,754	0	-2,896,754	-2,896,754
<b>0000010 Personnel Service Totals</b>	<b>0</b>	<b>-2,792,344</b>	<b>0</b>	<b>-2,896,754</b>	<b>-2,896,754</b>
<b>0000040 Contractual Expenditures</b>					
6004046 GAS OIL GREASE AND DIESEL FUEL	0	-38,448	0	0	0
6004137 ADVERTISING AND PROMOTION EXPE	8,583	10,000	-124	0	0
6004182 OTHER COMM COLLEGES TUITION	849,717	825,000	393,352	850,000	850,000
6004183 CONTRIBUTION TO BROOME COMM CO	6,978,776	6,978,776	6,978,776	7,118,352	7,118,352
6004500 ACCTG AND COST ALLOCATION SERV	4,500	4,500	4,500	4,500	4,500
6004535 JUSTICES AND CONSTABLE FEES	9,930	10,000	4,160	10,000	10,000
6004581 CONTINGENT FUND	0	150,000	0	150,000	150,000
6004585 TAX ADVERTISING AND EXPENSE	0	10,000	140	10,000	10,000
6004586 MUNICIPAL ASSN DUES	24,240	27,000	24,841	26,000	26,000

REPORT:BP032

BROOME COUNTY GOVERNMENT  
REVENUE AND APPROPRIATION SUMMARY BY DEPARTMENT

FUND: 1010 General Operating  
DEPT: 90000000 Special Objects

Account	2014 Actuals	2015 Budget	2015 YTD Actuals As of 08/26/15	2016 Budget Requested	2016 Budget Recommended
6004595 TRANSFER TO RESERVE	0	0	0	11,665	48,417
6005000 BROOME COUNTY ARTS COUNCIL	78,794	78,794	59,096	78,794	78,794
6005015 BROOME COUNTY HISTORICAL SOCIE	17,510	17,510	17,510	17,510	17,510
6005022 CONVENTION BUREAU	208,034	208,034	156,026	208,034	208,034
6005023 FOUR COUNTY LIBRARY SYSTEM	17,510	17,510	17,510	18,900	17,510
6005024 AID TO LOCAL LIBRARIES	93,307	93,307	74,534	93,307	93,307
6005025 SO TIER ZOOLOGICAL SOC	258,542	258,542	193,907	258,542	258,542
6005026 MARKETING/ECONOMIC DEVELOPMENT	267,651	504,457	214,628	520,000	520,000
6005035 BROWNFIELD REMEDIATION MUNICIP	32,449	220,000	0	220,000	220,000
<b>0000040 Contractual Expenditures Totals</b>	<b>8,849,543</b>	<b>9,374,982</b>	<b>8,138,856</b>	<b>9,595,604</b>	<b>9,630,966</b>
<b>0000080 Employee Benefits</b>					
6008001 STATE RETIREMENT	0	-1,014,188	0	0	0
6008002 SOCIAL SECURITY	0	7,987	0	0	0
6008007 HEALTH INSURANCE	0	-217,539	0	0	0
6008009 RETIREE HEALTH INSURANCE	112,252	122,247	80,810	96,292	96,292
6008011 UNEMPLOYMENT INSURANCE	0	50,000	0	50,000	50,000
6008013 HEALTH INS - RETIRE INCENTIVE	3,626	0	0	0	0
<b>0000080 Employee Benefits Totals</b>	<b>115,878</b>	<b>-1,051,493</b>	<b>80,810</b>	<b>146,292</b>	<b>146,292</b>
<b>0000090 Transfers</b>					
6009002 TRANSFER TO GRANT FUND	65,000	0	0	0	0
<b>0000090 Transfers Totals</b>	<b>65,000</b>	<b>0</b>	<b>0</b>	<b>0</b>	<b>0</b>
<b>Exp Totals for Dept: 90000000</b>	<b>9,030,421</b>	<b>5,531,145</b>	<b>8,219,666</b>	<b>6,845,142</b>	<b>6,880,504</b>
<b>Total for Dept: 90000000</b>	<b>-7,188,951</b>	<b>-3,706,403</b>	<b>-7,444,404</b>	<b>-4,981,542</b>	<b>-5,016,904</b>

Debt Service  
(General Fund Only)

**Introduction**

This unit presents the repayment of principal and interest costs incurred by the General Fund. It also includes debt service for the community college. Debt service related to projects undertaken for the New York State Courts System is a County responsibility and included here.

Bond and Note Issue Expenses for issuing debt for the entire County are presented here. These costs are for legal advice (commonly referred to as bond counsel), financial advice and the advertising and printing costs of the debt instruments.

A detailed description of Principal and Interest as well as the various debt instruments (Serial Bond, Bond Anticipation Notes, etc.) is supplied in the Supplementary section of the budget. It should be noted that these costs are backed by the full faith and credit of the County. Other Financial Fees are MBBA costs associated with a 2010 borrowing and ARRA Debt Reimbursement is federal aid that is associated with the same issuance.

BROOME COUNTY GOVERNMENT  
 REVENUE AND APPROPRIATION SUMMARY BY DEPARTMENT

FUND: 1010 General Operating  
 DEPT: 91000000 Debt Service (General Fund)

Account	2014 Actuals	2015 Budget	2015 YTD Actuals As of 08/26/15	2016 Budget Requested	2016 Budget Recommended
<b>0000007 Misc Interfund Revenues</b>					
5000563 TRANSFER FROM CAPITAL FUND	1,404	0	0	0	0
5000569 TRANSFER - DEBT SERVICE FUND	0	750,000	747,563	760,000	760,000
<b>0000007 Misc Interfund Revenues Total</b>	<b>1,404</b>	<b>750,000</b>	<b>747,563</b>	<b>760,000</b>	<b>760,000</b>
<b>0000009 Federal Aid</b>					
5000952 ARRA DEBT REIMBURSEMENT	135,419	135,432	67,643	134,286	134,286
<b>0000009 Federal Aid Total</b>	<b>135,419</b>	<b>135,432</b>	<b>67,643</b>	<b>134,286</b>	<b>134,286</b>
<b>Rev Totals for Dept: 91000000</b>	<b>136,823</b>	<b>885,432</b>	<b>815,206</b>	<b>894,286</b>	<b>894,286</b>
<b>0000040 Contractual Expenditures</b>					
6004502 BOND AND NOTE ISSUE EXPENSE	50,363	80,000	12,284	120,000	120,000
6004504 OTHER FINANCIAL SERVICES	65,091	14,109	45,906	13,039	13,039
<b>0000040 Contractual Expenditures Totals</b>	<b>115,454</b>	<b>94,109</b>	<b>58,190</b>	<b>133,039</b>	<b>133,039</b>
<b>0000060 Principal on Indebtedness</b>					
6006000 PRINCIPAL ON SERIAL BONDS	1,920,724	2,511,154	2,511,154	2,585,776	2,585,776
6006001 PRINCIPAL ON BANS	897,240	3,217,126	3,217,126	3,923,854	3,923,854
<b>0000060 Principal on Indebtedness Totals</b>	<b>2,817,964</b>	<b>5,728,280</b>	<b>5,728,280</b>	<b>6,509,630</b>	<b>6,509,630</b>
<b>0000070 Interest on Indebtedness</b>					
6007000 INTEREST ON SERIAL BONDS	780,591	867,451	510,969	782,148	782,148
6007001 INTEREST ON BANS	240,321	485,345	485,345	675,170	675,170
6007008 INTEREST ON TANS	61,979	62,500	31,250	62,500	62,500
<b>0000070 Interest on Indebtedness Totals</b>	<b>1,082,891</b>	<b>1,415,296</b>	<b>1,027,564</b>	<b>1,519,818</b>	<b>1,519,818</b>
<b>Exp Totals for Dept: 91000000</b>	<b>4,016,309</b>	<b>7,237,685</b>	<b>6,814,034</b>	<b>8,162,487</b>	<b>8,162,487</b>

REPORT:BP032

BROOME COUNTY GOVERNMENT  
REVENUE AND APPROPRIATION SUMMARY BY DEPARTMENT

FUND: 1010 General Operating

DEPT: 91000000 Debt Service (General Fund)

Account	2014 Actuals	2015 Budget	2015 YTD Actuals As of 08/26/15	2016 Budget Requested	2016 Budget Recommended
Total for Dept: 91000000	-3,879,486	-6,352,253	-5,998,828	-7,268,201	-7,268,201

## Interfund Transfers (General Fund Only)

### Introduction

This unit presents the resources to be moved from the General Fund to support operations in other funds or to fund the General Fund's capital projects. The interfund transfer is the mechanism that allocates general revenues to the various capital, special and proprietary subfunds. Certain end of the accounting period adjustments may also occur in these accounts.

All government operating funds must balance – revenues must equal expenditures. If a transfer or contribution from the General Fund is required to balance an operating subfund, it is listed as required tax support in Schedule 1 - Summary by Funds.

The reader should note that these transfers are not used when calculating the total size of the County's operating budget. The transfer is both an appropriation to the General Fund and a revenue required by another subfund needed to support its total spending needs. Because it has a doubling effect on both appropriations and revenue, common practice removes such internal transfers.

Unlike the operating subfunds, the transfer required by SUNY Broome is presented as a contractual appropriation (an obligation incurred when the community college's budget is adopted during the previous summer). It is presented under Special Objects of Expense as a contractual expense item. This "transfer" is counted as part of the County's operating budget because the college's total operating costs

are not included in the operating budget due to the different fiscal periods.



REPORT:BP032

BROOME COUNTY GOVERNMENT  
REVENUE AND APPROPRIATION SUMMARY BY DEPARTMENT

FUND: 1010 General Operating

DEPT: 92000000 Interfund Transfers

Account	2014 Actuals	2015 Budget	2015 YTD Actuals As of 08/26/15	2016 Budget Requested	2016 Budget Recommended
<b>0000007 Misc Interfund Revenues</b>					
5000563 TRANSFER FROM CAPITAL FUND	252	0	0	0	0
5000569 TRANSFER - DEBT SERVICE FUND	28,387	0	0	0	0
5000580 UNUSED CAPITAL FUND	53,104	0	961	0	0
<b>0000007 Misc Interfund Revenues Total</b>	<b>81,743</b>	<b>0</b>	<b>961</b>	<b>0</b>	<b>0</b>
<b>Rev Totals for Dept: 92000000</b>	<b>81,743</b>	<b>0</b>	<b>961</b>	<b>0</b>	<b>0</b>
<b>0000090 Transfers</b>					
6009002 TRANSFER TO GRANT FUND	-2,532,307	0	0	0	0
6009003 TRANSFER TO ENTERPRISE FUND	2,533,872	2,191,767	2,191,767	1,797,243	1,797,243
6009004 CONTE TO COMM COLLEGE	1,052,771	0	0	0	0
6009006 TRANSFER TO SPECIAL REV FUND	9,805,744	11,168,354	11,168,354	11,249,453	11,249,453
6009007 TRANSFER TO INTERNAL SERVICES	20,682	0	0	0	0
<b>0000090 Transfers Totals</b>	<b>10,880,762</b>	<b>13,360,121</b>	<b>13,360,121</b>	<b>13,046,696</b>	<b>13,046,696</b>
<b>Exp Totals for Dept: 92000000</b>	<b>10,880,762</b>	<b>13,360,121</b>	<b>13,360,121</b>	<b>13,046,696</b>	<b>13,046,696</b>
<b>Total for Dept: 92000000</b>	<b>-10,799,019</b>	<b>-13,360,121</b>	<b>-13,359,160</b>	<b>-13,046,696</b>	<b>-13,046,696</b>



## Capital Budget

<u>Department/Division</u>	<u>Page</u>
2016 Capital Program	442
Summary of Debt	452
History of Debt Service	453
Serial Bonds	454
BANS	479
Statement of Authorized and Un-borrowed Debt	483
Authorized Capital Projects	486
Debt Statement Summary	492
Community College Debt Liability & Payment History	493

## Capital Budget

## 2016 Recommended Capital Program

Project Title and Description	Estimated Project Cost	Funding Sources				Bond Authority	Annual Added To Taxes	YPU	LFL Sect 11	Percent Increase Taxes
		Federal	State	County	Fees/Other					
<b>AVIATION</b>										
SNOW REMOVAL EQUIPMENT REPLACEMENT This is the purchase of replacement snow removal equipment. Existing equipment has exceeded its useful life. BO # 2329	\$650,000	\$585,000	\$32,500	\$0	\$32,500	\$650,000	\$0	10	28	0.0000 %
TAXIWAY H & K REHABILITATION/EXTENSION(DESIGN) This project will consist of design work associated with the rehabilitation and extension of Taxiway H & K which serves as the access pathway to the approach of our crosswind runway. It will improve safety and efficiency by creating a full parallel taxiway to runway 10-28. BO # 2336	\$350,000	\$315,000	\$17,500	\$0	\$17,500	\$350,000	\$0	5	62a	0.0000 %
<b>AVIATION 2016 Total</b>	<b>\$1,000,000</b>	<b>\$900,000</b>	<b>\$50,000</b>	<b>\$0</b>	<b>\$50,000</b>	<b>\$1,000,000</b>	<b>\$0</b>			<b>0.0000 %</b>
<b>BCC</b>										
DOWNTOWN CAMPUS PHASE II Renovate historic Carnegie Public Library for use as downtown campus to house a variety of credit and non-credit courses and activities. SUNY share \$5 million, REDC share \$2.5 million, BO # 2251	\$8,675,000	\$4,350,000	\$2,825,000	\$1,500,000	\$0	\$8,675,000	\$86,142	25	11(2)(b)	0.1216 %
<b>BCC 2016 Total</b>	<b>\$8,675,000</b>	<b>\$4,350,000</b>	<b>\$2,825,000</b>	<b>\$1,500,000</b>	<b>\$0</b>	<b>\$8,675,000</b>	<b>\$86,142</b>			<b>0.1216 %</b>
<b>DPW - ENGINEERING</b>										
WATERSHED ANNUAL MAINTENANCE Annual maintenance to address sediment and other safety issues. On a primary basis utilize in-house staff and equipment when possible. This maintenance is mandated by federal and state regulations for safety Annual maintenance to address sediment and other safety issues. BO # 1593	\$75,000	\$0	\$0	\$75,000	\$0	\$75,000	\$8,792	10	3	0.0124 %
<b>DPW - ENGINEERING 2016 Total</b>	<b>\$75,000</b>	<b>\$0</b>	<b>\$0</b>	<b>\$75,000</b>	<b>\$0</b>	<b>\$75,000</b>	<b>\$8,792</b>			<b>0.0124 %</b>

*“Property Tax” is calculated with the YPU and Bond amount. This does not include any portion of a project that is supported by fees.*

## 2016 Recommended Capital Program

Project Title and Description	Estimated Project Cost	Funding Sources				Bond Authority	Annual Added To Taxes	YPU	LFL Sect 11	Percent Increase Taxes
		Federal	State	County	Fees/Other					
<b>DPW - ENGINEERING B&amp;G</b>										
CONSTRUCTION EQUIPMENT REPLACEMENT Replacement of 10 Wheel Dump and Rolloff	\$220,000	\$0	\$0	\$220,000	\$0	\$220,000	\$18,429	15	28	0.0260 %
BO # 2353										
COUNTY & FAMILY COURT ANNEX REPAIRS/RENOVATION Replacement of lights in Supreme Court, Court House sidewalk, and Annex floor. County will be reimbursed 25% from 6th Judicial Court per agreement	\$210,000	\$0	\$52,500	\$157,500	\$0	\$210,000	\$34,391	5	35	0.0485 %
BO # 2262										
RENOVATIONS COUNTY BUILDINGS Purchase materials and supplies for unanticipated repair/modifications to County building due to unforeseen situations of code compliance, office renovations, structural features and material failures. To include facade repairs to outside of County Building.	\$200,000	\$0	\$0	\$200,000	\$0	\$200,000	\$43,671	5	35	0.0616 %
BO # 2303										
SYSTEMATIC ROOF REPAIRS AT COUNTY FACILITIES Most roofs at County facilities are reaching the end of their useful life. This project addresses the systematic replacement to reduce damage caused by leaks.	\$350,000	\$0	\$0	\$350,000	\$0	\$350,000	\$29,318	15	12(a)(2)	0.0414 %
BO # 1651										
<b>DPW - ENGINEERING B&amp;G 2016 Total</b>	<b>\$980,000</b>	<b>\$0</b>	<b>\$52,500</b>	<b>\$927,500</b>	<b>\$0</b>	<b>\$980,000</b>	<b>\$125,809</b>			<b>0.1776 %</b>
<b>DPW - FLEET MANAGEMENT</b>										
DPW FLEET REPLACEMENT Replace vehicles including but not limited to cars, light trucks and vans based on age, mileage and condition of the County fleet.	\$340,000	\$0	\$0	\$340,000	\$0	\$340,000	\$120,200	3	77	0.1697 %
BO # 1613										
<b>DPW - FLEET MANAGEMENT 2016 Total</b>	<b>\$340,000</b>	<b>\$0</b>	<b>\$0</b>	<b>\$340,000</b>	<b>\$0</b>	<b>\$340,000</b>	<b>\$120,200</b>			<b>0.1697 %</b>

*"Property Tax" is calculated with the YPU and Bond amount. This does not include any portion of a project that is supported by fees.*

## 2016 Recommended Capital Program

Project Title and Description	Estimated Project Cost	Funding Sources				Bond Authority	Annual Added To Taxes	YPU	LFL Sect 11	Percent Increase Taxes
		Federal	State	County	Fees/Other					
<b>DPW - HIGHWAYS</b>										
HIGHWAY RECONSTRUCTION/REHABILITATION Reconstruct/rehab County highways as needed based on pavement condition, sufficiency and priority. BO # 1614	\$2,500,000	\$0	\$0	\$2,500,000	\$0	\$2,500,000	\$209,416	15	20(c)	0.2956 %
<b>DPW - HIGHWAYS 2016 Total</b>	<b>\$2,500,000</b>	<b>\$0</b>	<b>\$0</b>	<b>\$2,500,000</b>	<b>\$0</b>	<b>\$2,500,000</b>	<b>\$209,416</b>			<b>0.2956 %</b>
<b>DPW - HIGHWAYS/ENGINEERING/BRIDGES</b>										
AIRPORT RD FOUR LANE ROAD REHAB CONSTRUCT Construction phase for rehabilitation of Airport Road four lane road section. Project has received 80% Federal Aid for construction BO # 2200	\$7,600,000	\$6,080,000	\$1,140,000	\$380,000	\$0	\$7,600,000	\$31,831	15	20(c)	0.0449 %
BRIDGE STRUCTURAL STEEL CLEANING/PAINTING Construction phase for the cleaning and painting of eight smaller steel bridges throughout the county system based on NYSDOT biennial inspections and bridge ratings. Project has received 80% Federal aid for this project. BO # 2035	\$1,385,000	\$1,108,000	\$0	\$277,000	\$0	\$1,385,000	\$32,473	10	10	0.0458 %
COUNTY BRIDGE AND CULVERT FLAG REPAIRS Repair and/or replacement of County bridges and culverts to address structural and/or safety flags resulting from NYSDOT beinnial inspection of bridges and County DPW inspection of culverts with 5 foot or more span. BO # 1763	\$400,000	\$0	\$0	\$400,000	\$0	\$400,000	\$26,886	20	10	0.0380 %
<b>DPW - HIGHWAYS/ENGINEERING/BRIDGES 2016 Total</b>	<b>\$9,385,000</b>	<b>\$7,188,000</b>	<b>\$1,140,000</b>	<b>\$1,057,000</b>	<b>\$0</b>	<b>\$9,385,000</b>	<b>\$91,190</b>			<b>0.1287 %</b>

*“Property Tax” is calculated with the YPU and Bond amount. This does not include any portion of a project that is supported by fees.*

## 2016 Recommended Capital Program

Project Title and Description	Estimated Project Cost	Funding Sources				Bond Authority	Annual Added To Taxes	YPU	LFL Sect 11	Percent Increase Taxes
		Federal	State	County	Fees/Other					
<i>DPW - HIGHWAYS/ROAD MACHINERY</i>										
2016 HIGHWAY EQUIPMENT REPLACEMENT Replace road maintenance and snow removal equipment as necessary. BO # 2382	\$900,000	\$0	\$0	\$900,000	\$0	\$900,000	\$75,390	15	28	0.1064 %
<b>DPW - HIGHWAYS/ROAD MACHINERY 2016 Total</b>	<b>\$900,000</b>	<b>\$0</b>	<b>\$0</b>	<b>\$900,000</b>	<b>\$0</b>	<b>\$900,000</b>	<b>\$75,390</b>			<b>0.1064 %</b>
<i>INFORMATION TECHNOLOGY</i>										
COMPUTER EQUIPMENT REPLACEMENT/UPDATE TECHNOLOGY Study,select and implement new enterprise level technologies supporting efficiencies such as shared services while reducing the overall number of IT supported platforms and applications. Provide training for end users and IT staff to support and use available technologies to their fullest potential. BO # 1621	\$1,000,000	\$0	\$0	\$1,000,000	\$0	\$1,000,000	\$218,355	5	32	0.3082 %
<b>INFORMATION TECHNOLOGY 2016 Total</b>	<b>\$1,000,000</b>	<b>\$0</b>	<b>\$0</b>	<b>\$1,000,000</b>	<b>\$0</b>	<b>\$1,000,000</b>	<b>\$218,355</b>			<b>0.3082 %</b>

*“Property Tax” is calculated with the YPU and Bond amount. This does not include any portion of a project that is supported by fees.*



## 2016 Recommended Capital Program

Project Title and Description	Estimated Project Cost	Funding Sources				Bond Authority	Annual Added To Taxes	YPU	LFL Sect 11	Percent Increase Taxes
		Federal	State	County	Fees/Other					
<b>PARKS &amp; RECREATION</b>										
PARKS FACILITIES REPAIR AND RENOVATION Systematically upgrade, repair and renovate current park facilities. BO # 1623	\$85,000	\$0	\$0	\$85,000	\$0	\$85,000	\$7,120	15	19(c)	0.0101 %
PARKS MOWER REPLACEMENT Replacement of large mowers that have served beyond their expected useful life. BO # 2296	\$90,000	\$0	\$0	\$90,000	\$0	\$90,000	\$19,652	5	28	0.0277 %
PARKS SURFACE REHABILITATION Systematically replace asphalt or stone and oil overlays for roadways, parking lots and walkways at County parks. BO # 1624	\$75,000	\$0	\$0	\$75,000	\$0	\$75,000	\$6,282	15	19(c)	0.0089 %
<b>PARKS &amp; RECREATION 2016 Total</b>	<b>\$250,000</b>	<b>\$0</b>	<b>\$0</b>	<b>\$250,000</b>	<b>\$0</b>	<b>\$250,000</b>	<b>\$33,055</b>			<b>0.0467 %</b>
<b>PUBLIC TRANSPORTATION (Transit)</b>										
PARKING LOT PAVEMENT/EXPANSION To expand the parking lot and repave. BO # 2384	\$250,000	\$0	\$0	\$250,000	\$0	\$250,000	\$29,308	10	20(f)	0.0414 %
PURCHASE TWO CLEAN DIESEL TRANSIT BUSES To purchase two clean diesel transit buses. Two buses using 2013 and 2014 Section 5339 Funding and local share BO # 2057	\$876,000	\$600,000	\$0	\$276,000	\$0	\$876,000	\$32,356	10	29 (a)	0.0457 %
<b>PUBLIC TRANSPORTATION (Transit) 2016 Total</b>	<b>\$1,126,000</b>	<b>\$600,000</b>	<b>\$0</b>	<b>\$526,000</b>	<b>\$0</b>	<b>\$1,126,000</b>	<b>\$61,663</b>			<b>0.0870 %</b>

*“Property Tax” is calculated with the YPU and Bond amount. This does not include any portion of a project that is supported by fees.*

## 2016 Recommended Capital Program

Project Title and Description	Estimated Project Cost	Funding Sources				Bond Authority	Annual Added To Taxes	YPU	LFL Sect 11	Percent Increase Taxes
		Federal	State	County	Fees/Other					
<b>SHERIFF-ROAD PATROL</b>										
VEHICLE REPLACEMENT Replacement of Sheriff's road patrol and other police vehicles. BO # 1557	\$232,500	\$0	\$0	\$232,500	\$0	\$232,500	\$82,196	3	77	0.1160 %
<b>SHERIFF-ROAD PATROL 2016 Total</b>	<b>\$232,500</b>	<b>\$0</b>	<b>\$0</b>	<b>\$232,500</b>	<b>\$0</b>	<b>\$232,500</b>	<b>\$82,196</b>			<b>0.1160 %</b>
<b>SOLID WASTE MANAGEMENT</b>										
COLESVILLE LANDFILL REMEDIATION Continue operation and maintenance of the groundwater treatment system, monitoring and testing of groundwater contaminant levels at the hazardous waste landfill, in accordance with the 1991 U.S. Environmental Protection Agency's Record of Decision and the NYSDEC Consent Agreement as amended. BO # 1634	\$100,000	\$0	\$0	\$0	\$100,000	\$100,000	\$0	25	6	0.0000 %
<b>SOLID WASTE MANAGEMENT 2016 Total</b>	<b>\$100,000</b>	<b>\$0</b>	<b>\$0</b>	<b>\$0</b>	<b>\$100,000</b>	<b>\$100,000</b>	<b>\$0</b>			<b>0.0000 %</b>

*“Property Tax” is calculated with the YPU and Bond amount. This does not include any portion of a project that is supported by fees.*

## 2016 Recommended Capital Program

Project Title and Description	Estimated Project Cost	Funding Sources				Bond Authority	Annual Added To Taxes	YPU	LFL Sect 11	Percent Increase Taxes
		Federal	State	County	Fees/Other					
<i>WPNH</i>										
ASPHALT CONCRETE RESURFACING PROJECT The roadways and parking lots at WPNH are reaching the end of their life cycle. To protect the substructure and extend the life of the pavement, a 1.5" overlay is proposed. Re-painting the pavement markings would also be required. BO # 2230	\$100,000	\$0	\$0	\$100,000	\$0	\$100,000	\$11,723	10	20(f)	0.0165 %
BETTERMENTS & IMPROVEMENTS Project to include, but not limited to, improvements such as doors, windows, VCT, carpeting, structural remodels, plumbing upgrades. First of five year plan. BO # 2231	\$120,000	\$0	\$0	\$120,000	\$0	\$120,000	\$26,203	5	35	0.0370 %
EQUIPMENT & FURNISHINGS REPLACEMENTS For activities such as, but not limited to, replacement of beds, mattresses, curtains, equipment & furnishings. First of five year plan. BO # 2234	\$63,000	\$0	\$0	\$63,000	\$0	\$63,000	\$13,756	5	32	0.0194 %
PORTABLE OXYGEN CONCENTRATORS Estimated cost of portable 50 oxygen concentrators at \$2,400 per unit. These units will replace our current system of liquid o2 costing \$40,000 per year to maintain. Residents use these units to breath while they are out of bed. Savings 30K first year, \$40K+ in future years by eliminating liquid oxygen. BO # 2321	\$50,000	\$0	\$0	\$50,000	\$0	\$50,000	\$10,918	5	32	0.0154 %
ROOFING REPLACEMENT All EPDM roofs are approaching the end of their useful life. This project would replace all roofing materials with new. First year of four year plan( 2017 \$600K; 2018 \$700K; 2019 \$700K) BO # 2239	\$75,000	\$0	\$0	\$75,000	\$0	\$75,000	\$6,282	15	12(a)(2)	0.0089 %
THERAPY ROOM Construct new therapy room on North 1 by eliminating eight resident rooms on the west end of unit. BO # 2322	\$70,000	\$0	\$0	\$70,000	\$0	\$70,000	\$5,864	15	12(2)	0.0083 %

*"Property Tax" is calculated with the YPU and Bond amount. This does not include any portion of a project that is supported by fees.*

## *2016 Recommended Capital Program*

<i>Project Title and Description</i>	<i>Estimated Project Cost</i>	<i>Funding Sources</i>				<i>Bond Authority</i>	<i>Annual Added To Taxes</i>	<i>YPU</i>	<i>LFL Sect 11</i>	<i>Percent Increase Taxes</i>
		<i>Federal</i>	<i>State</i>	<i>County</i>	<i>Fees/Other</i>					
WPNH 2016 Total	\$478,000	\$0	\$0	\$478,000	\$0	\$478,000	\$74,746			0.1055 %
<b>2016 CAPITAL PROGRAM GRAND TOTAL</b>	<b>\$27,041,500</b>	<b>\$13,038,000</b>	<b>\$4,067,500</b>	<b>\$9,786,000</b>	<b>\$150,000</b>	<b>\$27,041,500</b>	<b>\$1,186,954</b>			<b>1.6756 %</b>

*“Property Tax” is calculated with the YPU and Bond amount. This does not include any portion of a project that is supported by fees.*

## Summary of Debt

Summary of Debt  
as of December 31, 2015

	Bond Anticipation Notes	Serial Bonds	Total Debt	Percent of Total
General Fund				
Community College	\$ 11,169,358	\$ 3,430,505	\$ 14,599,863	10.21%
All Other General Fund	22,589,136	14,264,124	36,853,260	25.78%
Total General Fund	<u>33,758,494</u>	<u>17,694,629</u>	<u>51,453,123</u>	<u>36.00%</u>
Aviation	2,887,290	2,711,275	5,598,565	3.92%
Central Foods	39,894	388,512	428,406	0.29%
County Road	18,714,364	14,072,090	32,786,454	22.93%
En-Joie Golf Course	-	86,301	86,301	0.06%
Fleet Management	566,000	368,956	934,956	0.65%
Library	-	67,104	67,104	0.05%
Road Machinery	3,271,410	2,350,969	5,622,379	3.93%
Solid Waste	27,796,894	10,024,098	37,820,992	26.46%
Transit	812,425	1,923,240	2,735,665	1.91%
Veterans' Arena	1,625,501	960,611	2,586,112	1.81%
Willow Point Nursing Facility	1,627,728	1,207,215	2,834,943	1.98%
Total Fund	<u>57,341,506</u>	<u>34,160,371</u>	<u>91,501,877</u>	<u>64.00%</u>
Total	<u>\$ 91,100,000</u>	<u>\$ 51,855,000</u>	<u>\$ 142,955,000</u>	<u>100.00%</u>

History of Debt Service

	2012 Actual Payments	2013 Actual Payments	2014 Actual Payments	2015 Budget Adopted	2016 Budget Recommended
General Fund					
Community College	\$ 665,928	\$ 967,593	\$ 1,052,771	\$ 1,531,194	\$ 1,565,194
All Other General Fund	3,758,404	4,456,735	3,838,877	5,612,382	6,401,756
Total General Fund	<u>4,424,332</u>	<u>5,424,328</u>	<u>4,891,648</u>	<u>7,143,576</u>	<u>7,966,950</u>
Arena	164,015	197,122	223,529	290,676	305,272
* Aviation	478,032	498,084	596,093	723,148	653,834
* Central Food and Nutrition Services	72,885	82,663	96,291	96,059	95,567
County Road	3,082,636	5,110,475	3,688,746	3,345,936	3,970,707
En-Joie Golf Course	11,501	11,510	11,510	11,510	11,476
* Fleet Management	118,781	169,691	224,476	311,304	397,873
Library	11,910	12,519	11,876	11,930	11,886
Road Machinery	513,340	615,178	680,835	766,781	880,017
* Solid Waste	3,543,253	3,504,149	3,427,498	3,797,692	4,785,585
* Transit	289,678	303,711	298,084	454,466	389,035
* Willow Point Nursing Facility	372,771	362,065	529,721	466,781	517,211
Total	<u>\$ 13,083,134</u>	<u>\$ 16,291,495</u>	<u>\$ 14,680,307</u>	<u>\$ 17,419,859</u>	<u>\$ 19,985,413</u>

\* In the Proprietary funds principal charges, included here for comparison, reduce liabilities and are not an expense.

## Serial Bonds

Summary of Serial Bond Issues	2016 Principal	Principal	Interest Payments		2016 Principal
	Beginning Balance	Payment	First	Second	Ending Balance
General Fund					
Community College	\$ 3,430,505	\$ 527,501	\$ 76,256	\$ 67,643	\$ 2,903,004
All Other General Fund	14,264,124	2,058,275	337,311	300,938	12,205,849
Total General Fund	<u>17,694,629</u>	<u>2,585,776</u>	<u>413,567</u>	<u>368,581</u>	<u>15,108,853</u>
Aviation	2,711,275	273,243	72,670	66,465	2,438,032
Central Food and Nutrition Services	388,512	44,434	10,297	9,344	344,078
County Road	14,072,090	1,593,412	351,149	319,877	12,478,678
En-Joie Golf Course	86,301	6,935	2,357	2,184	79,366
Fleet Management	368,956	103,629	8,315	6,609	265,327
Library	67,104	8,546	1,758	1,582	58,558
Road Machinery	2,350,969	370,989	56,781	50,106	1,979,980
Solid Waste Management	10,024,098	2,253,220	212,168	177,395	7,770,878
Transit	1,923,240	165,783	52,204	48,202	1,757,457
Veterans' Arena	960,611	77,192	26,238	24,308	883,419
Willow Point Nursing Facility	1,207,215	131,841	30,373	27,735	1,075,374
Total	<u>\$ 51,855,000</u>	<u>\$ 7,615,000</u>	<u>\$ 1,237,877</u>	<u>\$ 1,102,388</u>	<u>\$ 44,240,000</u>
Total 2016 Serial Bond Principal Payment	\$ 7,615,000				
Total 2016 Serial Bond Interest Payment	2,340,265				
2016 Serial Bonds Grand Total	<u>\$ 9,955,265</u>				



Serial Bonds 2004 Issue (Matures 2016)					
	2016	Principal	Interest Payments		2016
	<u>Beginning Balance</u>	<u>Payment</u>	<u>First</u>	<u>Second</u>	<u>Ending Balance</u>
Solid Waste					
Nanticoke Improvements	\$ 62,784	\$ 62,784	\$ 1,374	\$ -	\$ -
Compost Station	9,195	9,195	201	-	-
Total Solid Waste	<u>\$ 71,979</u>	<u>\$ 71,979</u>	<u>\$ 1,575</u>	<u>\$ -</u>	<u>\$ -</u>
Aviation					
Runway Extension 16-34	8,021	8,021	175	-	-
Total Aviation	<u>\$ 8,021</u>	<u>\$ 8,021</u>	<u>\$ 175</u>	<u>\$ -</u>	<u>\$ -</u>
Total 2004 Issue	<u><u>\$ 80,000</u></u>	<u><u>\$ 80,000</u></u>	<u><u>\$ 1,750</u></u>	<u><u>\$ -</u></u>	<u><u>\$ -</u></u>

2010 Tax Exempt Issue (Matures 2021)

	2016	Principal	Interest Payments		2016
	<u>Beginning Balance</u>	<u>Payment</u>	<u>First</u>	<u>Second</u>	<u>Ending Balance</u>
General Fund					
Community College					
Technology Initiative	\$ 14,170	\$ 2,539	\$ 354	\$ 291	\$ 11,631
Update Master Plan	2,337	419	58	48	1,918
Wales Building Renovation	44,800	8,028	1,120	919	36,772
Original Boiler Replacement Phase II	163,619	29,321	4,090	3,357	134,298
Feasibility Study	9,507	1,704	238	195	7,803
Energy Management Improvements	39,358	7,053	984	808	32,305
Roof Replacement - Phase II	195,519	35,037	4,888	4,012	160,482
West Gym Bleachers	49,435	8,859	1,236	1,014	40,576
Roadway & Lot Upgrades	24,242	4,344	606	497	19,898
Roof Replacement III	91,580	16,411	2,290	1,879	75,169
Science Building	94,610	16,954	2,365	1,941	77,656
Alms Building Demo & Site Restoration	84,927	15,219	2,123	1,743	69,708
Direct Digital Control	63,377	11,357	1,584	1,301	52,020
Natural Gas Piping Replacement	79,221	14,196	1,981	1,626	65,025
Total Community College	<u>\$ 956,702</u>	<u>\$ 171,441</u>	<u>\$ 23,917</u>	<u>\$ 19,631</u>	<u>\$ 785,261</u>

## 2010 Tax Exempt Issue (Matures 2021) Continued

	2016		Interest Payments		2016
	Beginning Balance	Principal Payment	First	Second	Ending Balance
All Other General Fund					
COB - Parking Area Repairs - Design Phase	\$ 41,361	\$ 7,412	\$ 1,034	\$ 849	\$ 33,949
Grippen Ice Rink Rehabilitation	93,925	16,831	2,348	1,927	77,094
Watershed Annual Maintenance	14,260	2,555	357	293	11,705
County Buildings Renovations	38,027	6,814	951	780	31,213
County Office Building Carpet	702	126	18	14	576
Public Safety Facility	18,977	3,401	474	389	15,576
Systematic Roof Replacement At County	69,715	12,493	1,743	1,431	57,222
Electronic Voting Machines	19,155	3,433	479	393	15,722
Fire Radio System Replacement Phase I	95,066	17,036	2,377	1,951	78,030
Regional Public Safety Training Facility	13,731	2,461	343	282	11,270
Parks Equipment Replacement	17,112	3,066	428	351	14,046
Parks Surface Rehabilitation	6,317	1,132	158	130	5,185
Forum Repairs/Renovations	5,704	1,022	143	117	4,682
Equipment Replacement (FEMA 06/06 Flood)	210,203	37,669	5,255	4,313	172,534
Parks Equipment Replacement (FEMA 06/06 Flood)	663	119	17	14	544
Watershed Annual Maintenance	18,115	3,246	453	372	14,869
County Buildings Renovations	24,153	4,328	604	496	19,825
County Office Building - Parking Area	1,450,392	259,913	36,260	29,762	1,190,479
Petroleum Storage Reg. Compliance	15,211	2,726	380	312	12,485
Public Safety Facility Repairs/Renovations	13,399	2,401	335	275	10,998
Computer Equipment Replacement & Update Technology	50,703	9,086	1,268	1,040	41,617
Voice Mail System Replacement - Unified	11,895	2,132	297	244	9,763
Parks Equipment Replacement	4,436	795	111	91	3,641
Black Creek Security Update At Jail	37,790	6,772	945	775	31,018
Watershed Regulatory Compliance Part 1	25,351	4,543	634	520	20,808
County Buildings Renovations	28,520	5,111	713	585	23,409
Petroleum Bulk Storage	9,507	1,704	238	195	7,803
Public Safety Facility Repairs/Renovations	14,260	2,555	357	293	11,705
Systematic Roof Replacement At County	27,462	4,921	687	564	22,541
Network Switches & PC Replacement	153,057	27,428	3,826	3,141	125,629
Parks Equipment Replacement	14,260	2,555	357	293	11,705
Portable Radio Replacement	7,587	1,360	190	156	6,227
Replace Financial, HR/Payroll Systems (Software)	353,113	63,278	8,828	7,246	289,835
Replace Financial, HR/Payroll Systems (Hardware)	50,703	9,086	1,268	1,040	41,617
Parks Upgrade	14,788	2,650	370	303	12,138
ERP System Phase II	1,040,973	186,544	26,024	21,361	854,429
Replace Oil-Water Separator at Fleet	19,963	3,577	499	410	16,386
External Building Repairs - Front Street Dog Shelter	14,260	2,555	357	293	11,705

Serial Bonds  
2010 Tax Exempt Issue (Matures 2021) Continued

	2016	Principal	Interest Payments		2016
	<u>Beginning Balance</u>	<u>Payment</u>	<u>First</u>	<u>Second</u>	<u>Ending Balance</u>
Parks Facilities Repairs & Renovations	10,140	1,817	254	208	8,323
Sheriff's Vehicle Replacement	42,251	7,571	1,056	867	34,680
Security at GHJB	19,266	3,452	482	395	15,814
Employee Timekeeper System/Scheduler	52,286	9,370	1,307	1,073	42,916
System Upgrades and Network Management	114,080	20,443	2,852	2,341	93,637
Tape Library and Computer Equipment	24,083	4,316	602	494	19,767
Hazardous Materials Response Vehicle	47,533	8,518	1,188	975	39,015
Vehicle Replacement	63,377	11,357	1,584	1,301	52,020
Forum Repairs/Renovations	28,520	5,111	713	585	23,409
Forum Seating	79,221	14,196	1,981	1,626	65,025
Parks Surface Rehabilitation	23,767	4,259	594	488	19,508
Parks Facilities Repairs and Renovations	15,844	2,839	396	325	13,005
Parks Vehicle Replacement	15,844	2,839	396	325	13,005
Total Other General Fund	<u>\$ 4,581,028</u>	<u>\$ 820,924</u>	<u>\$ 114,531</u>	<u>\$ 94,004</u>	<u>\$ 3,760,104</u>
Total General Fund	<u>\$ 5,537,730</u>	<u>\$ 992,365</u>	<u>\$ 138,448</u>	<u>\$ 113,635</u>	<u>\$ 4,545,365</u>
County Road					
Highway Reconstruction	\$ 35,710	\$ 6,399	\$ 893	\$ 733	\$ 29,311
Colesville Rd./South St. Bridge Replace./Rehab.-Design	10,046	1,800	251	206	8,246
Highway Reconstruction	464,768	83,287	11,619	9,537	381,481
Bevier St. Bridge Reconstruction	368,307	66,001	9,208	7,558	302,306
South Street Bridge	65,596	11,755	1,640	1,346	53,841
Bridge Reconstruction	71,116	12,744	1,778	1,459	58,372
Road Reconstruction (FEMA - 06/06 Flood)	19,421	3,480	486	399	15,941
Bridge Reconstruction (FEMA - 11/06 Flood)	129,607	23,226	3,240	2,660	106,381
Highway Reconstruction/Repair	419,750	75,220	10,494	8,613	344,530
Repair Highway Culverts & Bridges	120,769	21,642	3,019	2,478	99,127
Highway Fire Alarm Suppression System	6,701	1,201	168	138	5,500
Highway Reconstruction/Rehabilitation	479,083	85,852	11,977	9,831	393,231
Colesville Rd. Bridge Replacement	297,010	53,224	7,425	6,095	243,786
Unanticipated Bridge Repairs	71,300	12,777	1,783	1,463	58,523
2nd Street, Deposit, Drainage	192,245	34,450	4,806	3,945	157,795
Highway Reconstruction/Rehabilitation	645,021	115,588	16,126	13,236	529,433
Nanticoke Drive Bridge Reconstruction	168,742	30,239	4,219	3,463	138,503
Highway Building Renovations	12,676	2,272	317	260	10,404
Vestal-Endicott Bridge Painting	832,661	149,214	20,817	17,086	683,447
Unanticipated Bridge/Culvert Repairs	95,066	17,036	2,377	1,951	78,030
Highway Reconstruction/Rehabilitation	705,073	126,350	17,627	14,468	578,723
Total County Roads	<u>\$ 5,210,668</u>	<u>\$ 933,757</u>	<u>\$ 130,270</u>	<u>\$ 106,925</u>	<u>\$ 4,276,911</u>

Serial Bonds  
2010 Tax Exempt Issue (Matures 2021) Continued

	2016 Beginning Balance	Principal Payment	Interest Payments		2016 Ending Balance
			First	Second	
<b>Road Machinery</b>					
Highway Equipment Replacement	\$ 65,271	\$ 11,697	\$ 1,632	\$ 1,339	\$ 53,574
Highway Equipment Replacement	88,728	15,900	2,218	1,821	72,828
Highway Equipment Replacement	251,291	45,032	6,282	5,156	206,259
Highway Vehicles Replacement	48,484	8,688	1,212	995	39,796
Highway Equipment Replacement	318,472	57,070	7,962	6,535	261,402
Total Road Machinery	<u>\$ 772,246</u>	<u>\$ 138,387</u>	<u>\$ 19,306</u>	<u>\$ 15,846</u>	<u>\$ 633,859</u>
<b>Library</b>					
Computer Replacement - Public - Phase I	\$ 3,105	\$ 556	\$ 78	\$ 64	\$ 2,549
Computer Replacement - Staff - Phase I	1,109	199	28	23	910
Computer Replacement - Staff - Phase II	1,513	271	38	31	1,242
Parking Lot Surface Treatment	2,091	375	52	43	1,716
Replacement of Decker Room Carpet	3,232	579	81	66	2,653
Security Cameras	708	127	18	15	581
Library Improvements & Renovations	14,881	2,667	372	305	12,214
Total Library	<u>\$ 26,639</u>	<u>\$ 4,774</u>	<u>\$ 667</u>	<u>\$ 547</u>	<u>\$ 21,865</u>
<b>Veterans' Arena</b>					
Arena Primary Electric Repairs	\$ 14,260	\$ 2,555	\$ 357	\$ 293	\$ 11,705
Arena Repairs/Renovations	6,337	1,136	159	130	5,201
Arena Repairs/Renovations	15,211	2,726	380	312	12,485
Arena Window Replacement - Wall At North End	134,157	24,041	3,354	2,753	110,116
Arena Repairs/Renovations	19,013	3,407	475	390	15,606
Arena Roof Systems Repair/Resurfacing	38,027	6,814	951	780	31,213
Arena Spotlights	5,704	1,022	143	117	4,682
Arena (Safety) Improvements	126,754	22,714	3,169	2,601	104,040
Arena Bathroom Renovations for ADA	23,767	4,259	594	488	19,508
Arena Repairs/Renovations	47,532	8,518	1,188	975	39,014
Total Veterans' Arena	<u>\$ 430,762</u>	<u>\$ 77,192</u>	<u>\$ 10,770</u>	<u>\$ 8,839</u>	<u>\$ 353,570</u>
<b>En-Joie Golf Course</b>					
Golf Course Reconstruction	\$ 38,700	\$ 6,935	\$ 968	\$ 794	\$ 31,765
Total En-Joie Golf Course	<u>\$ 38,700</u>	<u>\$ 6,935</u>	<u>\$ 968</u>	<u>\$ 794</u>	<u>\$ 31,765</u>

Serial Bonds  
2010 Tax Exempt Issue (Matures 2021) Continued

	2016 Beginning Balance	Principal Payment	Interest Payments		2016 Ending Balance
			First	Second	
<b>Transit</b>					
Intermodal Transit Terminal	\$ 636,591	\$ 114,078	\$ 15,915	\$ 13,063	\$ 522,513
5 - 24 Passenger Buses	167,609	30,036	4,190	3,439	137,573
Transit Building Renovations	44,364	7,950	1,109	910	36,414
Total Transit	\$ 848,564	\$ 152,064	\$ 21,214	\$ 17,412	\$ 696,500
<b>Willow Point</b>					
WPNH Room Renovations	\$ 92,003	\$ 16,487	\$ 2,300	\$ 1,888	\$ 75,516
New 380 Bed Facility	164,781	29,529	4,120	3,381	135,252
New Electrical Beds	22,710	4,070	568	466	18,640
WPNH Resident Contained Smoking Area	19,013	3,407	475	390	15,606
HVAC Repairs	31,689	5,679	792	650	26,010
Kiosk Stations	15,211	2,726	380	312	12,485
Resident Furniture & Room Care Equipment	7,605	1,363	190	156	6,242
WPNH Renovations And Repairs	37,075	6,644	927	761	30,431
HVAC Replacement/Repairs	35,650	6,389	891	732	29,261
Therapy Module - Software & Hardware	6,828	1,224	171	140	5,604
WPNH Building Improvements	23,323	4,180	583	479	19,143
Total Willow Point	\$ 455,888	\$ 81,698	\$ 11,397	\$ 9,355	\$ 374,190
<b>Solid Waste</b>					
Landfill Construction	\$ 23,243	\$ 4,165	\$ 581	\$ 477	\$ 19,078
Leachate Treatment Plant Outfall	336,103	60,230	8,403	6,897	275,873
SEIS Options For Section IV Access	29,107	5,216	728	597	23,891
Colesville Landfill Remediation (Part 2)	67,434	12,084	1,686	1,384	55,350
Colesville Landfill Remediation (Part 2)	30,421	5,451	761	624	24,970
Design Section III Closure	80,806	14,481	2,020	1,658	66,325
Landfill Rain Cap Section IV	60,209	10,790	1,505	1,235	49,419
Scale House Road And Facility	590,361	105,793	14,759	12,114	484,568
Solid Waste Management Plan Update	47,533	8,518	1,188	975	39,015
Landfill Road Reconstruction	739,402	132,502	18,485	15,173	606,900
Colesville Landfill Remediation (Part 2)	64,170	11,499	1,604	1,317	52,671
Construction of Section II & III Closure	152,106	27,258	3,803	3,121	124,848
Colesville Landfill Remediation	79,221	14,196	1,981	1,626	65,025
Total Solid Waste	\$ 2,300,116	\$ 412,183	\$ 57,504	\$ 47,198	\$ 1,887,933

Serial Bonds  
2010 Tax Exempt Issue (Matures 2021) Continued

	2016	Principal	Interest Payments		2016
	<u>Beginning Balance</u>	<u>Payment</u>	<u>First</u>	<u>Second</u>	<u>Ending Balance</u>
<b>Aviation</b>					
Airport Parking Lot Rehabilitation	\$ 271,742	\$ 48,696	\$ 6,794	\$ 5,576	\$ 223,046
Airport Corporate Hangar Improvements	141,184	25,300	3,530	2,897	115,884
Terminal Building Rehab.	28,520	5,111	713	585	23,409
Snow Removal Equipment	4,733	848	118	97	3,885
Terminal Building Improvements	114,080	20,443	2,852	2,341	93,637
T-Hangar Improvements	237,667	42,590	5,942	4,877	195,077
North Apron Rehabilitation Phase I	158,443	28,393	3,961	3,251	130,050
Main Apron Rehabilitation-Reconstruction	198,054	35,491	4,951	4,064	162,563
<b>Total Aviation</b>	<b>\$ 1,154,423</b>	<b>\$ 206,872</b>	<b>\$ 28,861</b>	<b>\$ 23,688</b>	<b>\$ 947,551</b>
<b>Fleet Management</b>					
Fleet Replacement	\$ 21,126	\$ 3,786	\$ 528	\$ 434	\$ 17,340
Fleet Replacement	63,377	11,357	1,584	1,301	52,020
<b>Total Fleet Management</b>	<b>\$ 84,503</b>	<b>\$ 15,143</b>	<b>\$ 2,113</b>	<b>\$ 1,734</b>	<b>\$ 69,360</b>
<b>Central Foods</b>					
Central Foods Building Renovations	\$ 134,885	\$ 24,172	\$ 3,372	\$ 2,768	\$ 110,713
Reconstruction of Central Foods	24,876	4,458	622	510	20,418
<b>Total Central Foods</b>	<b>\$ 159,761</b>	<b>\$ 28,630</b>	<b>\$ 3,994</b>	<b>\$ 3,278</b>	<b>\$ 131,131</b>
<b>Total 2010 Tax Exempt Issue</b>	<b>\$ 17,020,000</b>	<b>\$ 3,050,000</b>	<b>\$ 425,512</b>	<b>\$ 349,251</b>	<b>\$ 13,970,000</b>

Serial Bonds  
2010 Federally Taxable Issue - Build America Bonds (BABs) (Matures 2025)

	<u>2016 Beginning Balance</u>	<u>Principal Payment</u>	<u>Interest Payments</u>		<u>2016 Ending Balance</u>
			<u>First</u>	<u>Second</u>	
General Fund					
Community College					
Technology Initiative	\$ 14,533	\$ -	\$ 424	\$ 424	\$ 14,533
Update Master Plan	2,396	-	70	70	2,396
Wales Building Renovation	45,945	-	1,341	1,341	45,945
Original Boiler Replacement Phase II	167,801	-	4,899	4,899	167,801
Feasibility Study	9,749	-	285	285	9,749
Energy Management Improvements	40,363	-	1,178	1,178	40,363
Roof Replacement - Phase II	200,516	-	5,854	5,854	200,516
West Gym Bleachers	50,697	-	1,480	1,480	50,697
Roadway & Lot Upgrades	24,861	-	726	726	24,861
Roof Replacement III	93,921	-	2,742	2,742	93,921
Science Building	97,028	-	2,833	2,833	97,028
Alms Building Demo & Site Restoration	87,097	-	2,543	2,543	87,097
Direct Digital Control	64,998	-	1,898	1,898	64,998
Natural Gas Piping Replacement	81,247	-	2,372	2,372	81,247
Total Community College	<u>\$ 981,152</u>	<u>\$ -</u>	<u>\$ 28,645</u>	<u>\$ 28,645</u>	<u>\$ 981,152</u>

## Serial Bonds 2010 Federally Taxable Issue - Build America Bonds (BABs) (Matures 2025) Continued

	2016	Principal	Interest Payments		2016
	Beginning Balance	Payment	First	Second	Ending Balance
All Other General Fund					
COB - Parking Area Repairs - Design Phase	\$ 42,417	\$ -	\$ 1,238	\$ 1,238	\$ 42,417
Grippen Ice Rink Rehabilitation	96,324	-	2,812	2,812	96,324
Watershed Annual Maintenance	14,624	-	427	427	14,624
County Buildings Renovations	38,998	-	1,139	1,139	38,998
County Office Building Carpet	720	-	21	21	720
Public Safety Facility	19,462	-	568	568	19,462
Systematic Roof Replacement At County	71,497	-	2,087	2,087	71,497
Electronic Voting Machines	19,644	-	573	573	19,644
Fire Radio System Replacement Phase I	97,496	-	2,846	2,846	97,496
Regional Public Safety Training Facility	14,082	-	411	411	14,082
Parks Equipment Replacement	17,549	-	512	512	17,549
Parks Surface Rehabilitation	6,478	-	189	189	6,478
Forum Repairs/Renovations	5,850	-	171	171	5,850
Equipment Replacement (FEMA 06/06 Flood)	215,574	-	6,294	6,294	215,574
Parks Equipment Replacement (FEMA 06/06 Flood)	680	-	20	20	680
Watershed Annual Maintenance	18,578	-	542	542	18,578
County Buildings Renovations	24,771	-	723	723	24,771
County Office Building - Parking Area	1,487,461	-	43,425	43,425	1,487,461
Petroleum Storage Reg. Compliance	15,599	-	455	455	15,599
Public Safety Facility Repairs/Renovations	13,742	-	401	401	13,742
Computer Equipment Replacement & Update Technology	51,997	-	1,518	1,518	51,997
Voice Mail System Replacement - Unified	12,198	-	356	356	12,198
Parks Equipment Replacement	4,550	-	133	133	4,550
Black Creek Security Update At Jail	38,755	-	1,131	1,131	38,755
Watershed Regulatory Compliance Part 1	25,999	-	759	759	25,999
County Buildings Renovations	29,249	-	854	854	29,249
Petroleum Bulk Storage	9,749	-	285	285	9,749
Public Safety Facility Repairs/Renovations	14,624	-	427	427	14,624
Systematic Roof Replacement At County	28,167	-	822	822	28,167
Network Switches & PC Replacement	156,968	-	4,583	4,583	156,968
Parks Equipment Replacement	14,624	-	427	427	14,624
Portable Radio Replacement	7,782	-	227	227	7,782
Replace Financial, HR/Payroll Systems (Software)	362,139	-	10,572	10,572	362,139
Replace Financial, HR/Payroll Systems (Hardware)	51,997	-	1,518	1,518	51,997
Parks Upgrade	15,166	-	443	443	15,166
ERP System Phase II	1,067,579	-	31,167	31,167	1,067,579
Replace Oil-Water Separator at Fleet	20,474	-	598	598	20,474
External Building Repairs - Front Street Dog Shelter	14,624	-	427	427	14,624



Serial Bonds 2010 Federally Taxable Issue - Build America Bonds (BABs) (Matures 2025) Continued

	2016 Beginning Balance	Principal Payment	Interest Payments		2016 Ending Balance
			First	Second	
Parks Facilities Repairs & Renovations	10,400	-	304	304	10,400
Sheriff's Vehicle Replacement	43,331	-	1,265	1,265	43,331
Security at GHJB	19,760	-	577	577	19,760
Employee Timekeeper System/Scheduler	53,622	-	1,565	1,565	53,622
System Upgrades and Network Management	116,995	-	3,416	3,416	116,995
Tape Library and Computer Equipment	24,699	-	721	721	24,699
Hazardous Materials Response Vehicle	48,748	-	1,423	1,423	48,748
Vehicle Replacement	64,998	-	1,898	1,898	64,998
Forum Repairs/Renovations	29,249	-	854	854	29,249
Forum Seating	81,246	-	2,372	2,372	81,246
Parks Surface Rehabilitation	24,374	-	712	712	24,374
Parks Facilities Repairs and Renovations	16,249	-	474	474	16,249
Parks Vehicle Replacement	16,249	-	474	474	16,249
Total Other General Fund	\$ 4,698,107	\$ -	\$ 137,156	\$ 137,156	\$ 4,698,107
Total General Fund	\$ 5,679,259	\$ -	\$ 165,801	\$ 165,801	\$ 5,679,259
County Road					
Highway Reconstruction	\$ 36,623	\$ -	\$ 1,069	\$ 1,069	\$ 36,623
Colesville Rd./South St. Bridge Replace./Rehab.-Design	10,304	-	301	301	10,304
Highway Reconstruction	476,647	-	13,915	13,915	476,647
Bevier St. Bridge Reconstruction	377,720	-	11,027	11,027	377,720
South Street Bridge	67,272	-	1,964	1,964	67,272
Bridge Reconstruction	72,935	-	2,129	2,129	72,935
Road Reconstruction (FEMA - 06/06 Flood)	19,918	-	581	581	19,918
Bridge Reconstruction (FEMA - 11/06 Flood)	132,919	-	3,880	3,880	132,919
Highway Reconstruction/Repair	430,478	-	12,567	12,567	430,478
Repair Highway Culverts & Bridges	123,856	-	3,616	3,616	123,856
Highway Fire Alarm Suppression System	6,872	-	201	201	6,872
Highway Reconstruction/Rehabilitation	491,327	-	14,344	14,344	491,327
Colesville Rd. Bridge Replacement	304,601	-	8,893	8,893	304,601
Unanticipated Bridge Repairs	73,122	-	2,135	2,135	73,122
2nd Street, Deposit, Drainage	197,159	-	5,756	5,756	197,159
Highway Reconstruction/Rehabilitation	661,507	-	19,312	19,312	661,507
Nanticoke Drive Bridge Reconstruction	173,055	-	5,052	5,052	173,055
Highway Building Renovations	12,999	-	380	380	12,999
Vestal-Endicott Bridge Painting	853,943	-	24,930	24,930	853,943
Unanticipated Bridge/Culvert Repairs	97,496	-	2,846	2,846	97,496
Highway Reconstruction/Rehabilitation	723,094	-	21,110	21,110	723,094
Total County Roads	\$ 5,343,847	\$ -	\$ 156,008	\$ 156,008	\$ 5,343,847

Serial Bonds  
2010 Federally Taxable Issue - Build America Bonds (BABs) (Matures 2025) Continued

	2016 Beginning Balance	Principal Payment	Interest Payments		2016 Ending Balance
			First	Second	
<b>Road Machinery</b>					
Highway Equipment Replacement	\$ 66,938	\$ -	\$ 1,954	\$ 1,954	\$ 66,938
Highway Equipment Replacement	90,996	-	2,657	2,657	90,996
Highway Equipment Replacement	257,714	-	7,524	7,524	257,714
Highway Vehicles Replacement	49,723	-	1,452	1,452	49,723
Highway Equipment Replacement	326,612	-	9,535	9,535	326,612
Total Road Machinery	<u>\$ 791,983</u>	<u>\$ -</u>	<u>\$ 23,122</u>	<u>\$ 23,122</u>	<u>\$ 791,983</u>
<b>Library</b>					
Computer Replacement - Public - Phase I	\$ 3,185	\$ -	\$ 93	\$ 93	\$ 3,185
Computer Replacement - Staff - Phase I	1,137	-	33	33	1,137
Computer Replacement - Staff - Phase II	1,552	-	45	45	1,552
Parking Lot Surface Treatment	2,145	-	63	63	2,145
Replacement of Decker Room Carpet	3,315	-	97	97	3,315
Security Cameras	726	-	21	21	726
Library Improvements & Renovations	15,262	-	446	446	15,262
Total Library	<u>\$ 27,322</u>	<u>\$ -</u>	<u>\$ 798</u>	<u>\$ 798</u>	<u>\$ 27,322</u>
<b>Veterans' Arena</b>					
Arena Primary Electric Repairs	\$ 14,624	\$ -	\$ 427	\$ 427	\$ 14,624
Arena Repairs/Renovations	6,500	-	190	190	6,500
Arena Repairs/Renovations	15,599	-	455	455	15,599
Arena Window Replacement - Wall At North End	137,586	-	4,017	4,017	137,586
Arena Repairs/Renovations	19,499	-	569	569	19,499
Arena Roof Systems Repair/Resurfacing	38,998	-	1,139	1,139	38,998
Arena Spotlights	5,850	-	171	171	5,850
Arena (Safety) Improvements	129,994	-	3,795	3,795	129,994
Arena Bathroom Renovations for ADA	24,374	-	712	712	24,374
Arena Repairs/Renovations	48,748	-	1,423	1,423	48,748
Total Veterans' Arena	<u>\$ 441,772</u>	<u>\$ -</u>	<u>\$ 12,898</u>	<u>\$ 12,898</u>	<u>\$ 441,772</u>
<b>En-Joie Golf Course</b>					
Golf Course Reconstruction	\$ 39,688	\$ -	\$ 1,159	\$ 1,159	\$ 39,688
Total En-Joie Golf Course	<u>\$ 39,688</u>	<u>\$ -</u>	<u>\$ 1,159</u>	<u>\$ 1,159</u>	<u>\$ 39,688</u>

Serial Bonds  
2010 Federally Taxable Issue - Build America Bonds (BABs) (Matures 2025) Continued

	2016 Beginning Balance	Principal Payment	Interest Payments		2016 Ending Balance
			First	Second	
<b>Transit</b>					
Intermodal Transit Terminal	\$ 652,859	\$ -	\$ 19,060	\$ 19,060	\$ 652,859
5 - 24 Passenger Buses	171,894	-	5,018	5,018	171,894
Transit Building Renovations	45,498	-	1,328	1,328	45,498
Total Transit	<u>\$ 870,251</u>	<u>\$ -</u>	<u>\$ 25,406</u>	<u>\$ 25,406</u>	<u>\$ 870,251</u>
<b>Willow Point</b>					
WPNH Room Renovations	\$ 94,355	\$ -	\$ 2,755	\$ 2,755	\$ 94,355
New 380 Bed Facility	168,993	-	4,934	4,934	168,993
New Electrical Beds	23,291	-	680	680	23,291
WPNH Resident Contained Smoking Area	19,499	-	569	569	19,499
HVAC Repairs	32,499	-	949	949	32,499
Kiosk Stations	15,599	-	455	455	15,599
Resident Furniture & Room Care Equipment	7,800	-	228	228	7,800
WPNH Renovations And Repairs	38,023	-	1,110	1,110	38,023
HVAC Replacement/Repairs	36,560	-	1,067	1,067	36,560
Therapy Module - Software & Hardware	7,001	-	204	204	7,001
WPNH Building Improvements	23,919	-	698	698	23,919
Total Willow Point	<u>\$ 467,539</u>	<u>\$ -</u>	<u>\$ 13,649</u>	<u>\$ 13,649</u>	<u>\$ 467,539</u>
<b>Solid Waste</b>					
Landfill Construction	\$ 23,837	\$ -	\$ 696	\$ 696	\$ 23,837
Leachate Treatment Plant Outfall	344,693	-	10,063	10,063	344,693
SEIS Options For Section IV Access	29,851	-	871	871	29,851
Colesville Landfill Remediation (Part 2)	69,157	-	2,019	2,019	69,157
Colesville Landfill Remediation (Part 2)	31,199	-	911	911	31,199
Design Section III Closure	82,871	-	2,419	2,419	82,871
Landfill Rain Cap Section IV	61,747	-	1,803	1,803	61,747
Scale House Road And Facility	605,449	-	17,676	17,676	605,449
Solid Waste Management Plan Update	48,748	-	1,423	1,423	48,748
Landfill Road Reconstruction	758,301	-	22,138	22,138	758,301
Colesville Landfill Remediation (Part 2)	65,810	-	1,921	1,921	65,810
Construction of Section II & III Closure	155,994	-	4,554	4,554	155,994
Colesville Landfill Remediation	81,246	-	2,372	2,372	81,246
Total Solid Waste	<u>\$ 2,358,903</u>	<u>\$ -</u>	<u>\$ 68,866</u>	<u>\$ 68,866</u>	<u>\$ 2,358,903</u>

Serial Bonds  
2010 Federally Taxable Issue - Build America Bonds (BABs) (Matures 2025) Continued

	2016	Principal Payment	Interest Payments		2016
	Beginning Balance		First	Second	Ending Balance
<b>Aviation</b>					
Airport Parking Lot Rehabilitation	\$ 278,687	\$ -	\$ 8,136	\$ 8,136	\$ 278,687
Airport Corporate Hangar Improvements	144,793	-	4,227	4,227	144,793
Terminal Building Rehab.	29,249	-	854	854	29,249
Snow Removal Equipment	4,855	-	142	142	4,855
Terminal Building Improvements	116,995	-	3,416	3,416	116,995
T-Hangar Improvements	243,740	-	7,116	7,116	243,740
North Apron Rehabilitation Phase I	162,493	-	4,744	4,744	162,493
Main Apron Rehabilitation-Reconstruction	203,116	-	5,930	5,930	203,116
Total Aviation	<u>\$ 1,183,928</u>	<u>\$ -</u>	<u>\$ 34,565</u>	<u>\$ 34,565</u>	<u>\$ 1,183,928</u>
<b>Fleet Management</b>					
Fleet Replacement	\$ 21,665	\$ -	\$ 633	\$ 633	\$ 21,665
Fleet Replacement	64,998	-	1,898	1,898	64,998
Total Fleet Management	<u>\$ 86,663</u>	<u>\$ -</u>	<u>\$ 2,531</u>	<u>\$ 2,531</u>	<u>\$ 86,663</u>
<b>Central Foods</b>					
Central Foods Building Renovations	\$ 138,334	\$ -	\$ 4,039	\$ 4,039	\$ 138,334
Reconstruction of Central Foods	25,511	-	745	745	25,511
Total Central Foods	<u>\$ 163,845</u>	<u>\$ -</u>	<u>\$ 4,784</u>	<u>\$ 4,784</u>	<u>\$ 163,845</u>
<b>Total 2010 Federally Taxable Issue - BABs</b>	<u><u>\$ 17,455,000</u></u>	<u><u>\$ -</u></u>	<u><u>\$ 509,587</u></u>	<u><u>\$ 509,587</u></u>	<u><u>\$ 17,455,000</u></u>

Serial Bonds  
 2010 Federally Taxable Issue - Recovery Zone Economic Development Bonds (RZEDBs) (Matures 2025)

	2016	Principal Payment	Interest Payments		2016
	<u>Beginning Balance</u>		<u>First</u>	<u>Second</u>	<u>Ending Balance</u>
General Fund					
Community College					
Technology Initiative	\$ 2,897	\$ -	\$ 85	\$ 85	\$ 2,897
Update Master Plan	478	-	14	14	478
Wales Building Renovation	9,160	-	267	267	9,160
Original Boiler Replacement Phase II	33,455	-	977	977	33,455
Feasibility Study	1,944	-	57	57	1,944
Energy Management Improvements	8,047	-	235	235	8,047
Roof Replacement - Phase II	39,977	-	1,167	1,167	39,977
West Gym Bleachers	10,108	-	295	295	10,108
Roadway & Lot Upgrades	4,957	-	145	145	4,957
Roof Replacement III	18,725	-	547	547	18,725
Science Building	19,344	-	565	565	19,344
Alms Building Demo & Site Restoration	17,364	-	507	507	17,364
Direct Digital Control	12,958	-	378	378	12,958
Natural Gas Piping Replacement	16,198	-	473	473	16,198
Total Community College	<u>\$ 195,612</u>	<u>\$ -</u>	<u>\$ 5,712</u>	<u>\$ 5,712</u>	<u>\$ 195,612</u>

## Serial Bonds 2010 Federally Taxable Issue - Build America Bonds (BABs) (Matures 2025) Continued

	2016	Principal	Interest Payments		2016
	Beginning Balance	Payment	First	Second	Ending Balance
All Other General Fund					
COB - Parking Area Repairs - Design Phase	\$ 8,457	\$ -	\$ 247	\$ 247	\$ 8,457
Grippen Ice Rink Rehabilitation	19,204	-	561	561	19,204
Watershed Annual Maintenance	2,916	-	85	85	2,916
County Buildings Renovations	7,775	-	227	227	7,775
County Office Building Carpet	144	-	4	4	144
Public Safety Facility	3,881	-	113	113	3,881
Systematic Roof Replacement At County	14,254	-	416	416	14,254
Electronic Voting Machines	3,916	-	114	114	3,916
Fire Radio System Replacement Phase I	19,438	-	567	567	19,438
Regional Public Safety Training Facility	2,808	-	82	82	2,808
Parks Equipment Replacement	3,499	-	102	102	3,499
Parks Surface Rehabilitation	1,292	-	38	38	1,292
Forum Repairs/Renovations	1,166	-	34	34	1,166
Equipment Replacement (FEMA 06/06 Flood)	42,979	-	1,255	1,255	42,979
Parks Equipment Replacement (FEMA 06/06 Flood)	136	-	4	4	136
Watershed Annual Maintenance	3,704	-	108	108	3,704
County Buildings Renovations	4,939	-	144	144	4,939
County Office Building - Parking Area	296,555	-	8,658	8,658	296,555
Petroleum Storage Reg. Compliance	3,110	-	91	91	3,110
Public Safety Facility Repairs/Renovations	2,740	-	80	80	2,740
Computer Equipment Replacement & Update Technology	10,367	-	303	303	10,367
Voice Mail System Replacement - Unified	2,432	-	71	71	2,432
Parks Equipment Replacement	907	-	26	26	907
Black Creek Security Update At Jail	7,727	-	226	226	7,727
Watershed Regulatory Compliance Part 1	5,183	-	151	151	5,183
County Buildings Renovations	5,831	-	170	170	5,831
Petroleum Bulk Storage	1,944	-	57	57	1,944
Public Safety Facility Repairs/Renovations	2,916	-	85	85	2,916
Systematic Roof Replacement At County	5,615	-	164	164	5,615
Network Switches & PC Replacement	31,295	-	914	914	31,295
Parks Equipment Replacement	2,916	-	85	85	2,916
Portable Radio Replacement	1,551	-	45	45	1,551
Replace Financial, HR/Payroll Systems (Software)	72,199	-	2,108	2,108	72,199
Replace Financial, HR/Payroll Systems (Hardware)	10,367	-	303	303	10,367
Parks Upgrade	3,024	-	88	88	3,024
ERP System Phase II	212,843	-	6,214	6,214	212,843
Replace Oil-Water Separator at Fleet	4,082	-	119	119	4,082
External Building Repairs - Front Street Dog Shelter	2,916	-	85	85	2,916

Serial Bonds 2010 Federally Taxable Issue - Build America Bonds (BABs) (Matures 2025) Continued

	2016 Beginning Balance	Principal Payment	Interest Payments		2016 Ending Balance
			First	Second	
Parks Facilities Repairs & Renovations	2,073	-	61	61	2,073
Sheriff's Vehicle Replacement	8,639	-	252	252	8,639
Security at GHJB	3,939	-	115	115	3,939
Employee Timekeeper System/Scheduler	10,691	-	312	312	10,691
System Upgrades and Network Management	23,325	-	681	681	23,325
Tape Library and Computer Equipment	4,924	-	144	144	4,924
Hazardous Materials Response Vehicle	9,719	-	284	284	9,719
Vehicle Replacement	12,958	-	378	378	12,958
Forum Repairs/Renovations	5,831	-	170	170	5,831
Forum Seating	16,198	-	473	473	16,198
Parks Surface Rehabilitation	4,859	-	142	142	4,859
Parks Facilities Repairs and Renovations	3,240	-	95	95	3,240
Parks Vehicle Replacement	3,240	-	95	95	3,240
Total Other General Fund	\$ 936,664	\$ -	\$ 27,346	\$ 27,346	\$ 936,664
Total General Fund	\$ 1,132,276	\$ -	\$ 33,058	\$ 33,058	\$ 1,132,276
County Road					
Highway Reconstruction	\$ 7,302	\$ -	\$ 213	\$ 213	\$ 7,302
Colesville Rd./South St. Bridge Replace./Rehab.-Design	2,054	-	60	60	2,054
Highway Reconstruction	95,029	-	2,774	2,774	95,029
Bevier St. Bridge Reconstruction	75,306	-	2,199	2,199	75,306
South Street Bridge	13,412	-	392	392	13,412
Bridge Reconstruction	14,541	-	425	425	14,541
Road Reconstruction (FEMA - 06/06 Flood)	3,971	-	116	116	3,971
Bridge Reconstruction (FEMA - 11/06 Flood)	26,500	-	774	774	26,500
Highway Reconstruction/Repair	85,824	-	2,506	2,506	85,824
Repair Highway Culverts & Bridges	24,693	-	721	721	24,693
Highway Fire Alarm Suppression System	1,370	-	40	40	1,370
Highway Reconstruction/Rehabilitation	97,956	-	2,860	2,860	97,956
Colesville Rd. Bridge Replacement	60,728	-	1,773	1,773	60,728
Unanticipated Bridge Repairs	14,578	-	426	426	14,578
2nd Street, Deposit, Drainage	39,307	-	1,148	1,148	39,307
Highway Reconstruction/Rehabilitation	131,885	-	3,850	3,850	131,885
Nanticoke Drive Bridge Reconstruction	34,502	-	1,007	1,007	34,502
Highway Building Renovations	2,592	-	76	76	2,592
Vestal-Endicott Bridge Painting	170,250	-	4,970	4,970	170,250
Unanticipated Bridge/Culvert Repairs	19,438	-	567	567	19,438
Highway Reconstruction/Rehabilitation	144,163	-	4,209	4,209	144,163
Total County Roads	\$ 1,065,401	\$ -	\$ 31,106	\$ 31,106	\$ 1,065,401

Serial Bonds  
2010 Federally Taxable Issue - Build America Bonds (BABs) (Matures 2025) Continued

	2016 Beginning Balance	Principal Payment	Interest Payments		2016 Ending Balance
			First	Second	
<b>Road Machinery</b>					
Highway Equipment Replacement	\$ 13,346	\$ -	\$ 390	\$ 390	\$ 13,346
Highway Equipment Replacement	18,142	-	530	530	18,142
Highway Equipment Replacement	51,380	-	1,500	1,500	51,380
Highway Vehicles Replacement	9,913	-	289	289	9,913
Highway Equipment Replacement	65,116	-	1,901	1,901	65,116
Total Road Machinery	<u>\$ 157,897</u>	<u>\$ -</u>	<u>\$ 4,610</u>	<u>\$ 4,610</u>	<u>\$ 157,897</u>
<b>Library</b>					
Computer Replacement - Public - Phase I	\$ 635	\$ -	\$ 19	\$ 19	\$ 635
Computer Replacement - Staff - Phase I	227	-	7	7	227
Computer Replacement - Staff - Phase II	309	-	9	9	309
Parking Lot Surface Treatment	428	-	12	12	428
Replacement of Decker Room Carpet	661	-	19	19	661
Security Cameras	145	-	4	4	145
Library Improvements & Renovations	3,043	-	89	89	3,043
Total Library	<u>\$ 5,448</u>	<u>\$ -</u>	<u>\$ 159</u>	<u>\$ 159</u>	<u>\$ 5,448</u>
<b>Veterans' Arena</b>					
Arena Primary Electric Repairs	\$ 2,916	\$ -	\$ 85	\$ 85	\$ 2,916
Arena Repairs/Renovations	1,296	-	38	38	1,296
Arena Repairs/Renovations	3,110	-	91	91	3,110
Arena Window Replacement - Wall At North End	27,431	-	801	801	27,431
Arena Repairs/Renovations	3,888	-	113	113	3,888
Arena Roof Systems Repair/Resurfacing	7,775	-	227	227	7,775
Arena Spotlights	1,166	-	34	34	1,166
Arena (Safety) Improvements	25,917	-	757	757	25,917
Arena Bathroom Renovations for ADA	4,859	-	142	142	4,859
Arena Repairs/Renovations	9,719	-	284	284	9,719
Total Veterans' Arena	<u>\$ 88,077</u>	<u>\$ -</u>	<u>\$ 2,572</u>	<u>\$ 2,572</u>	<u>\$ 88,077</u>
<b>En-Joie Golf Course</b>					
Golf Course Reconstruction	\$ 7,913	\$ -	\$ 231	\$ 231	\$ 7,913
Total En-Joie Golf Course	<u>\$ 7,913</u>	<u>\$ -</u>	<u>\$ 231</u>	<u>\$ 231</u>	<u>\$ 7,913</u>



Serial Bonds  
2010 Federally Taxable Issue - Build America Bonds (BABs) (Matures 2025) Continued

	2016 Beginning Balance	Principal Payment	Interest Payments		2016 Ending Balance
			First	Second	
<b>Transit</b>					
Intermodal Transit Terminal	\$ 130,161	\$ -	\$ 3,800	\$ 3,800	\$ 130,161
5 - 24 Passenger Buses	34,270	-	1,000	1,000	34,270
Transit Building Renovations	9,071	-	265	265	9,071
Total Transit	<u>\$ 173,502</u>	<u>\$ -</u>	<u>\$ 5,065</u>	<u>\$ 5,065</u>	<u>\$ 173,502</u>
<b>Willow Point</b>					
WPNH Room Renovations	\$ 18,811	\$ -	\$ 549	\$ 549	\$ 18,811
New 380 Bed Facility	33,692	-	984	984	33,692
New Electrical Beds	4,643	-	136	136	4,643
WPNH Resident Contained Smoking Area	3,888	-	113	113	3,888
HVAC Repairs	6,479	-	189	189	6,479
Kiosk Stations	3,110	-	91	91	3,110
Resident Furniture & Room Care Equipment	1,555	-	45	45	1,555
WPNH Renovations And Repairs	7,581	-	221	221	7,581
HVAC Replacement/Repairs	7,289	-	213	213	7,289
Therapy Module - Software & Hardware	1,396	-	41	41	1,396
WPNH Building Improvements	4,769	-	139	139	4,769
Total Willow Point	<u>\$ 93,213</u>	<u>\$ -</u>	<u>\$ 2,721</u>	<u>\$ 2,721</u>	<u>\$ 93,213</u>
<b>Solid Waste</b>					
Landfill Construction	\$ 4,752	\$ -	\$ 139	\$ 139	\$ 4,752
Leachate Treatment Plant Outfall	68,721	-	2,006	2,006	68,721
SEIS Options For Section IV Access	5,951	-	174	174	5,951
Colesville Landfill Remediation (Part 2)	13,788	-	403	403	13,788
Colesville Landfill Remediation (Part 2)	6,220	-	182	182	6,220
Design Section III Closure	16,522	-	482	482	16,522
Landfill Rain Cap Section IV	12,311	-	359	359	12,311
Scale House Road And Facility	120,708	-	3,524	3,524	120,708
Solid Waste Management Plan Update	9,719	-	284	284	9,719
Landfill Road Reconstruction	151,182	-	4,414	4,414	151,182
Colesville Landfill Remediation (Part 2)	13,120	-	383	383	13,120
Construction of Section II & III Closure	31,100	-	908	908	31,100
Colesville Landfill Remediation	16,198	-	473	473	16,198
Total Solid Waste	<u>\$ 470,292</u>	<u>\$ -</u>	<u>\$ 13,731</u>	<u>\$ 13,731</u>	<u>\$ 470,292</u>

Serial Bonds  
2010 Federally Taxable Issue - Build America Bonds (BABs) (Matures 2025) Continued

	2016 Beginning Balance	Principal Payment	Interest Payments		2016 Ending Balance
			First	Second	
<b>Aviation</b>					
Airport Parking Lot Rehabilitation	\$ 55,562	\$ -	\$ 1,622	\$ 1,622	\$ 55,562
Airport Corporate Hangar Improvements	28,867	-	843	843	28,867
Terminal Building Rehab.	5,831	-	170	170	5,831
Snow Removal Equipment	968	-	28	28	968
Terminal Building Improvements	23,325	-	681	681	23,325
T-Hangar Improvements	48,594	-	1,419	1,419	48,594
North Apron Rehabilitation Phase I	32,396	-	946	946	32,396
Main Apron Rehabilitation-Reconstruction	40,495	-	1,182	1,182	40,495
Total Aviation	<u>236,038</u>	<u>-</u>	<u>6,891</u>	<u>6,891</u>	<u>236,038</u>
<b>Fleet Management</b>					
Fleet Replacement	\$ 4,320	\$ -	\$ 126	\$ 126	\$ 4,320
Fleet Replacement	12,958	-	378	378	12,958
Total Fleet Management	<u>\$ 17,278</u>	<u>\$ -</u>	<u>\$ 504</u>	<u>\$ 504</u>	<u>\$ 17,278</u>
<b>Central Foods</b>					
Central Foods Building Renovations	\$ 27,579	\$ -	\$ 805	\$ 805	\$ 27,579
Reconstruction of Central Foods	5,086	-	148	148	5,086
Total Central Foods	<u>\$ 32,665</u>	<u>\$ -</u>	<u>\$ 953</u>	<u>\$ 953</u>	<u>\$ 32,665</u>
Total 2010 Federally Taxable Issue - RZEDBs	<u><u>\$ 3,480,000</u></u>	<u><u>\$ -</u></u>	<u><u>\$ 101,601</u></u>	<u><u>\$ 101,601</u></u>	<u><u>\$ 3,480,000</u></u>

Serial Bonds  
2011 Issue (Matures 2016)

	2016	Principal	Interest Payments		2016
	<u>Beginning Balance</u>	<u>Payment</u>	<u>First</u>	<u>Second</u>	<u>Ending Balance</u>
Solid Waste					
Leachate Treatment Facilities	\$ 181,070	\$ 181,070	\$ 2,037	\$ -	\$ -
House Hazardous Waste/Maintenance Facility	24,691	24,691	278	-	-
Landfill Gas Recovery Facility	9,033	9,033	102	-	-
Leachate Storage Tank Design	26,338	26,338	296	-	-
Landfill Buffer Purchase	23,868	23,868	269	-	-
Total Solid Waste	<u>\$ 265,000</u>	<u>\$ 265,000</u>	<u>\$ 2,982</u>	<u>\$ -</u>	<u>\$ -</u>
Total 2011 Issue	<u><u>\$ 265,000</u></u>	<u><u>\$ 265,000</u></u>	<u><u>\$ 2,982</u></u>	<u><u>\$ -</u></u>	<u><u>\$ -</u></u>

Serial Bonds  
2011 Issue (Matures 2019)

	2016 Beginning Balance	Principal Payment	Interest Payments		2016 Ending Balance
			First	Second	
<b>General Fund</b>					
Community College					
Student Activities/Athletic Facility	\$ 1,122,616	\$ 270,559	\$ 14,923	\$ 11,879	\$ 852,057
All Other General Fund					
Public Safety Facility	\$ 132,101	\$ 31,837	\$ 1,756	\$ 1,398	\$ 100,264
GHJB Reno/Construct Annex	2,083,714	502,190	27,698	22,048	1,581,524
Reconstruct Gov't Plaza Deck	281,701	67,892	3,745	2,981	213,809
Network Upgrade & Equipment Replace	32,878	7,924	437	348	24,954
DMV Building Acquisition	50,834	12,252	676	538	38,582
COB Elevator Upgrade	55,190	13,301	734	584	41,889
COB Fire Alarm System Replacement	82,786	19,952	1,100	876	62,834
Forum Roof System Replacement	279,020	67,246	3,709	2,952	211,774
Total Other General Fund	\$ 2,998,224	\$ 722,594	\$ 39,855	\$ 31,725	\$ 2,275,630
Total General Fund	\$ 4,120,840	\$ 993,153	\$ 54,778	\$ 43,604	\$ 3,127,687
<b>County Road</b>					
Highway Reconstruction/Rehabilitation	\$ 541	\$ 130	\$ 7	\$ 6	\$ 411
Highway Reconstruction/Rehabilitation	41,509	10,004	552	439	31,505
Bridge Cleaning & Painting	27,861	6,715	370	295	21,146
Bridge Reconstruction/Rehabilitation	99,681	24,024	1,325	1,055	75,657
Highway Reconstruction	82,467	19,875	1,096	873	62,592
Highway Reconstruction/Rehabilitation	440,544	106,174	5,856	4,662	334,370
Highway Reconstruction/Rehabilitation	490,584	118,234	6,521	5,191	372,350
Federal Bridge Aid Program	441,528	106,411	5,869	4,672	335,117
Highway Reconstruction/Rehabilitation	551,907	133,014	7,336	5,840	418,893
Total County Roads	\$ 2,176,622	\$ 524,581	\$ 28,932	\$ 23,033	\$ 1,652,041
<b>Road Machinery</b>					
Highway Maintenance Facility	\$ 110,127	\$ 26,541	\$ 1,464	\$ 1,165	\$ 83,586
Highway Equipment Replacement	45,663	11,005	607	483	34,658
Highway Equipment Replacement	147,809	35,623	1,965	1,564	112,186
Total Road Machinery	\$ 303,599	\$ 73,169	\$ 4,036	\$ 3,212	\$ 230,430

Serial Bonds  
2011 Issue (Matures 2019) Continued

	2016 <u>Beginning Balance</u>	Principal <u>Payment</u>	Interest Payments		2016 <u>Ending Balance</u>
			<u>First</u>	<u>Second</u>	
<b>Transit</b>					
Transit Coach Replacement	\$ 5,776	\$ 1,392	\$ 77	\$ 61	\$ 4,384
<b>Total Transit</b>	<u>\$ 5,776</u>	<u>\$ 1,392</u>	<u>\$ 77</u>	<u>\$ 61</u>	<u>\$ 4,384</u>
<b>Willow Point</b>					
Parking Lot Construction	\$ 116,844	\$ 28,160	\$ 1,553	\$ 1,236	\$ 88,684
Resident Lift Program Equipment	24,529	5,912	326	260	18,617
WPNH Building Feasibility Study	32,296	7,784	429	342	24,512
<b>Total Willow Point</b>	<u>\$ 173,669</u>	<u>\$ 41,856</u>	<u>\$ 2,308</u>	<u>\$ 1,838</u>	<u>\$ 131,813</u>
<b>Solid Waste</b>					
Leachate Treatment Facility	\$ 14,142	\$ 3,408	\$ 188	\$ 150	\$ 10,734
Landfill Gas Recovery System	48,361	11,655	643	512	36,706
Leachate Storage Tank Design	6,909	1,665	92	73	5,244
Landfill Water Supply	1,790,414	431,503	23,799	18,945	1,358,911
Landfill Public Sewer System	145,643	35,101	1,936	1,541	110,542
Salt/Sand Storage Facility	40,159	9,679	534	425	30,480
Landfill Equipment	301,955	72,773	4,014	3,195	229,182
Landfill New Construction	582,569	140,403	7,744	6,164	442,166
<b>Total Solid Waste</b>	<u>\$ 2,930,152</u>	<u>\$ 706,187</u>	<u>\$ 38,950</u>	<u>\$ 31,005</u>	<u>\$ 2,223,965</u>
<b>Aviation</b>					
Airport Utility Enhancement	\$ 19,342	\$ 4,662	\$ 257	\$ 205	\$ 14,680
<b>Total Aviation</b>	<u>\$ 19,342</u>	<u>\$ 4,662</u>	<u>\$ 257</u>	<u>\$ 205</u>	<u>\$ 14,680</u>
<b>Total 2011 Issue</b>	<u><u>\$ 9,730,000</u></u>	<u><u>\$ 2,345,000</u></u>	<u><u>\$ 129,339</u></u>	<u><u>\$ 102,957</u></u>	<u><u>\$ 7,385,000</u></u>

Serial Bonds  
2013 Issue (Matures 2017)

	2016	Principal	Interest Payments		2016
	Beginning Balance	Payment	First	Second	Ending Balance
<b>General Fund</b>					
<b>Community College</b>					
Student Activities/Athletic Facility	\$ 64,998	\$ 31,862	\$ 1,141	\$ 663	\$ 33,136
Roof Replacement Phase I	66,815	32,752	1,173	681	34,063
Original Boiler Replacement Phase I	42,610	20,887	748	434	21,723
Total Community College	<u>\$ 174,423</u>	<u>\$ 85,501</u>	<u>\$ 3,062</u>	<u>\$ 1,778</u>	<u>\$ 88,922</u>
<b>All Other General Fund</b>					
COB Elevator Controls Upgrade	\$ 26,966	\$ 13,219	\$ 473	\$ 275	\$ 13,747
COB Fire Alarm System Replacement	42,630	20,897	748	435	21,733
Communications Van Replacement	9,156	4,488	161	93	4,668
Parks Equipment Replacement	30,295	14,851	532	309	15,444
Federal EPA Oil Spill Plan Compliance	28,701	14,069	504	293	14,632
County Buildings Renovations	46,126	22,611	809	470	23,515
Microwave System Replacement	114,806	56,277	2,015	1,171	58,529
Computer Equipment Replacement Phase IV	77,902	38,187	1,367	794	39,715
Watershed Reconstruction Repair	15,374	7,536	270	157	7,838
County Buildings Renovations	51,252	25,124	899	523	26,128
COB - Parking Area Repairs - Design Phase	35,463	17,384	622	362	18,079
Systematic Roof Replacement At County Facilities	123,002	60,295	2,159	1,254	62,707
Vehicle Locator System	71,432	35,016	1,254	728	36,416
Computer Equipment Replacement & Update Technology	156,830	76,877	2,752	1,599	79,953
Grippen Ice Rink Rehabilitation	20,502	10,050	360	209	10,452
Parks Equipment Replacement	37,927	18,592	666	387	19,335
Parks Playground Equipment and Shelters	30,752	15,075	540	314	15,677
Parks Surface Rehabilitation	34,853	17,085	612	355	17,768
Emergency Surveillance Equipment Improvements	10,503	5,149	184	107	5,354
Electronic Document Mgt. System - DSS	49,139	24,088	862	501	25,051
County Buildings Renovations Equipment	12,300	6,029	216	125	6,271
Western Broome Senior Citizen Center	24,190	11,858	425	247	12,332
Total Other General Fund	<u>\$ 1,050,101</u>	<u>\$ 514,757</u>	<u>\$ 18,430</u>	<u>\$ 10,708</u>	<u>\$ 535,344</u>
<b>Total General Fund</b>	<u>\$ 1,224,524</u>	<u>\$ 600,258</u>	<u>\$ 21,492</u>	<u>\$ 12,486</u>	<u>\$ 624,266</u>

Serial Bonds  
2013 Issue (Matures 2017) Continued

	2016	Principal	Interest Payments		2016
	<u>Beginning Balance</u>	<u>Payment</u>	<u>First</u>	<u>Second</u>	<u>Ending Balance</u>
<b>County Road</b>					
Highway Recon./Rehab. Caldwell Hill Rd.	\$ 30,409	\$ 14,906	\$ 534	\$ 310	\$ 15,503
Road Reconstruction/Rehabilitation	28,488	13,965	500	290	14,523
Highway Reconstruction	186,569	91,455	3,274	1,902	95,114
Highway Reconstruction	12,013	5,889	211	122	6,124
Bridge Repair and Culvert Replacement/Recon.	7,714	3,781	135	79	3,933
Colesville Rd./South St. Bridge Replace./Rehab. - Design	10,359	5,078	182	106	5,281
<b>Total County Roads</b>	<b>\$ 275,552</b>	<b>\$ 135,074</b>	<b>\$ 4,836</b>	<b>\$ 2,809</b>	<b>\$ 140,478</b>
<b>Road Machinery</b>					
Highway Equipment Replacement	\$ 10,313	\$ 5,055	\$ 181	\$ 105	\$ 5,258
Highway Equipment Replacement	80,617	39,518	1,415	822	41,099
Highway Equipment Replacement	46,001	22,550	807	469	23,451
Highway Equipment Replacement	188,313	92,310	3,305	1,920	96,003
<b>Total Road Machinery</b>	<b>\$ 325,244</b>	<b>\$ 159,433</b>	<b>\$ 5,708</b>	<b>\$ 3,316</b>	<b>\$ 165,811</b>
<b>Library</b>					
DYNIX Upgrade	\$ 7,695	\$ 3,772	\$ 135	\$ 78	\$ 3,923
<b>Total Library</b>	<b>\$ 7,695</b>	<b>\$ 3,772</b>	<b>\$ 135</b>	<b>\$ 78</b>	<b>\$ 3,923</b>
<b>Transit</b>					
Electronic Fare Box Replacement	\$ 25,147	\$ 12,327	\$ 441	\$ 256	\$ 12,820
<b>Total Transit</b>	<b>\$ 25,147</b>	<b>\$ 12,327</b>	<b>\$ 441</b>	<b>\$ 256</b>	<b>\$ 12,820</b>

Serial Bonds  
2013 Issue (Matures 2017) Continued

	2016	Principal	Interest Payments		2016
	Beginning Balance	Payment	First	Second	Ending Balance
<b>Willow Point</b>					
Parking Lot Construction	\$ 511	\$ 250	\$ 9	\$ 5	\$ 261
Replacement of Chillers and Cooling Towers	6,280	3,078	110	64	3,202
Generator Replacement	1,347	660	24	14	687
Nurses Stations Renovations	2,037	999	36	21	1,038
WPNH Med Room Renovation	6,731	3,300	118	69	3,431
<b>Total Willow Point</b>	<b>\$ 16,906</b>	<b>\$ 8,287</b>	<b>\$ 297</b>	<b>\$ 173</b>	<b>\$ 8,619</b>
<b>Solid Waste</b>					
Landfill Gas Recovery Facility	\$ 126,194	\$ 61,860	\$ 2,215	\$ 1,287	\$ 64,334
Landfill Public Water Supply	498,449	244,338	8,747	5,082	254,111
Landfill Public Sewer System	18,224	8,933	320	186	9,291
Landfill Construction	592,566	290,474	10,399	6,042	302,092
Partial Landfill Closure	387,057	189,734	6,792	3,946	197,323
Landfill Property Acquisition	5,166	2,532	91	53	2,634
<b>Total Solid Waste</b>	<b>\$ 1,627,656</b>	<b>\$ 797,871</b>	<b>\$ 28,564</b>	<b>\$ 16,596</b>	<b>\$ 829,785</b>
<b>Aviation</b>					
Airport Utility Enhancement	\$ 52,785	\$ 25,875	\$ 926	\$ 538	\$ 26,910
Airport Utility Enhancement Project, Phase II	56,738	27,813	996	579	28,925
<b>Total Aviation</b>	<b>\$ 109,523</b>	<b>\$ 53,688</b>	<b>\$ 1,922</b>	<b>\$ 1,117</b>	<b>\$ 55,835</b>
<b>Fleet Management</b>					
Fleet Replacement	\$ 41,073	\$ 20,134	\$ 721	\$ 419	\$ 20,939
Fleet Replacement	139,439	68,352	2,447	1,422	71,087
<b>Total Fleet Management</b>	<b>\$ 180,512</b>	<b>\$ 88,486</b>	<b>\$ 3,168</b>	<b>\$ 1,841</b>	<b>\$ 92,026</b>
<b>Central Foods</b>					
Renovations For Structural Improvements	\$ 32,241	\$ 15,804	\$ 566	\$ 329	\$ 16,437
<b>Total Central Foods</b>	<b>\$ 32,241</b>	<b>\$ 15,804</b>	<b>\$ 566</b>	<b>\$ 329</b>	<b>\$ 16,437</b>
<b>Total 2013 Issue</b>	<b>\$ 3,825,000</b>	<b>\$ 1,875,000</b>	<b>\$ 67,129</b>	<b>\$ 39,001</b>	<b>\$ 1,950,000</b>



**Bond Anticipation Notes**

Issue Date 5/06/15

Maturity Date 5/6/16

	<u>Amount Outstanding</u>		<u>Amount Outstanding</u>
All Other General Fund		Community College (BCC)	
14 Digitize Permanent Records	\$ 160,000	09 Science Building	\$ 7,688,338
15 Digitize Permanent Records	50,000	11 Hazardous Materials	123,746
11 Virtual Desktop/Server Replacement & Licensi	94,098	11 Wales Building Upgrades	1,527,496
12 Computer Equipment Replacement/Update	283,869	12 Electrical Infrastructure	114,291
13 Computer Equipment Replacement/Update Te	438,208	12 HVAC Upgrades/Replacement	352,284
14 Computer Equipment Replacement/Update Te	393,880	12 Roofs Replacement IV	91,046
15 Computer Hardware & Software Replacement	860,000	12 Water & Sewer Renovations/Upgrades	247,157
10 Watershed Regulatory Compliance	134,400	13 Sidewalks, Roadways, & Other Parking Lots	150,000
10 Courthouse Air Handler Replacement	164,010	14 HVAC & Roof Critical Replacements	185,000
10 Systematic Roof Replacement at County	72,409	14 Master Plan Update	120,000
10 Upgrade Access Control System at Courthouse	82,862	13 Music Suite Renovations	120,000
11 Watershed Annual Maintenance	44,366	15 Downtown Campus Phase I	450,000
11 Courthouse Steps	60,000	Total Community College	<u>11,169,358</u>
11 Spill Prevention/Petroleum Bulk Storage	47,143		
12 Watershed Annual Maintenance	52,265	<b>Total General Fund</b>	<b><u>\$ 33,758,494</u></b>
12 Watershed Regulatory Compliance	157,500		
12 County Buildings Renovations	174,663	Solid Waste	
12 Systematic Roof Replacement - County Buildin	79,999	06 Leachate Treatment Plant Outfall	\$ 1,877,730
13 Watershed Hazard Mitigation Studies (Site 2E)	120,000	08 Scale House Road And Facility	23,442
13 Watershed Annual Maintenance	62,222	08 Landfill Road Reconstruction	93,343
13 County Building Renovations	119,154	09 Construction of Section II & III Closure	1,253,971
14 Watershed Annual Maintenance	58,500	10 Landfill Equipment	146,186
14 County Building Renovations	160,000	10 Design/Construction Review for Section IV Cells II	327,194
14 Systematic Roof Replacement at County Facilit	140,000	11 Colesville Landfill Remediation	464,490
14 South Otsiningo Trail	75,000	11 Construction Section IV Cell II	2,574,911
15 Watershed Annual Maintenance	65,000	12 Design & Construction Review Section IV Cells III	825,270
15 Senior Centers Parking Lot Repairs	150,000	12 Landfill Groundwater Remediation Feasibility Stu	310,357
15 Systematic Roof Replacement at County Facilit	150,000	14 Construction of Section IV Cell III	3,500,000
14 Uninterruptible Power Supply (UPS) Replacem	96,000	14 Construction of Sewer Line	8,800,000
15 OES Land Purchase	200,000	14 Landfill Equipment	900,000
15 OES Tower Site Land Preparation	200,000	14 Permit Modification & Final Plans Section IV Cell I	200,000
12 Body Armor Vests	38,481	14 Landfill Gas Collection System	2,400,000
13 Vehicle Replacement	63,169	15 Colesville Landfill Remediation	100,000
14 Conversion of Gym to Dormitory	1,526,747	15 Landfill Reclamation	4,000,000
14 Sheriff Medical Addition	3,873,098	<b>Total Solid Waste</b>	<b><u>\$ 27,796,894</u></b>

**Bond Anticipation Notes**

Issue Date 5/06/15

Maturity Date 5/6/16

	<u>Amount Outstanding</u>		<u>Amount Outstanding</u>
All Other General Fund - Continued		Road Machinery	
14 Vehicle Replacement	\$ 166,667	10 Highway Equipment Replacement	\$ 24,249
15 Road Patrol In-Car IT Upgrades	100,000	11 Highway Equipment Replacement	366,171
15 Vehicle Replacement	250,000	12 Highway Equipment Replacement	659,990
11 Forum Repairs/Renovations	165,000	13 Highway Equipment Replacement	656,000
15 Forum Repairs/Renovations	25,000	14 Highway Equipment Replacement	675,000
11 Otsiningo Bathroom	71,848	15 Highway Equipment Replacement	890,000
11 Parks Facilities Repairs & Renovations	41,525	<b>Total Road Machinery</b>	<b>\$ 3,271,410</b>
12 Parks Facilities Repairs & Renovations	24,083		
12 Parks Surface Rehabilitation	65,000	County Road	
14 Farmers Market Construction	150,000	10 Highway Reconstruction/Rehabilitation	\$ 3,450
14 Parks Equipment <sup>2</sup> (Bobcat)	41,902	11 Highway Reconstruction/Rehabilitation	1,624,416
14 Parks Equipment Replacement	67,500	11 Killawog Rd & Oregon Hill Rd Bridges	452,125
14 Parks Facilities Repairs & Renovations	40,000	11 Unanticipated Bridge/Culvert Repairs	235,521
15 Otsiningo Pond Loop Trail Project	50,000	11 West Hill Rd Bridge Rehabilitation/Scour	143,930
15 Parks Facilities Repairs & Renovations	25,000	12 Airport Road Reconstruction - Design	458,773
15 Parks Surface Rehabilitation	25,000	12 Highway Reconstruction/Rehabilitation	1,779,995
15 Parks Vehicle Replacement	25,000	12 East Windsor Rd. Bridge	326,132
12 Update Tax Receivable Database	56,068	12 Unanticipated Bridge/Culvert Repairs	243,397
14 Stormwater Infrastructure	47,500	13 Highway Reconstruction/Rehabilitation	1,948,435
12 COPS Advance Refunding	10,705,000	13 Killawog Rd Bridge Replacement	651,200
Total All Other General Fund	<u>22,589,136</u>	13 River Rd Bridge Replacement Design	205,111
		13 Unanticipated Bridge/Culvert Repairs	240,000
Aviation		14 Highway Reconstruction/Rehabilitation	2,100,000
03 Airport Utility Enhancement Project, Phase II	\$ 120,300	14 Hooper Rd Bridge Rehab - Construction	648,700
10 Hangar Improvements	154,969	14 South Street Bridge Rehab - Construction	1,175,000
09 Terminal Building Improvements	142,857	14 Unanticipated Bridge/Culvert Repairs	380,000
11 Runway 16 Threshold Relocation (Design)	9,667	14 Bridge Deck Ceiling	397,000
11 Runway 34 Safety Area Improvements	374,705	14 East Windsor Rd. Bridge	860,000
12 Rental Car Service Facility Replacement	1,693,171	15 Highway Reconstruction/Rehabilitation	2,241,179
13 Runway 16 Threshold Relocation- Design & RA	9,655	15 County Bridge and Culvert Flag Repairs	400,000
13 West Apron Rehab Construction	140,966	15 Ganoungton Rd. Culvert Replacement	350,000
13 Geothermal Project	175,000	15 River Rd. Bridge Rehab. (Construction)	1,850,000
14 Security Improvements	16,000	<b>Total County Road</b>	<b>\$ 18,714,364</b>
15 North Apron Rehab-Phase II-Construction	50,000		
<b>Total Aviation</b>	<b>\$ 2,887,290</b>		

**Bond Anticipation Notes**

Issue Date 5/06/15

Maturity Date 5/6/16

	<u>Amount Outstanding</u>		<u>Amount Outstanding</u>
Veteran's Arena		Willow Point Nursing Home	
12 Arena Repairs/Renovations	\$ 105,000	10 Replacement Equipment/Furnishings	\$ 24,980
12 Repair/Replace Arena HVAC Equipment	298,501	11 Betterments & Improvements	19,200
13 Arena Seating	17,000	13 Betterment & Improvements	71,437
14 Arena Efficiency Project	1,008,333	13 Sprinkler System	1,116,111
14 Arena Improvement Project	196,667	14 Betterment & Improvements	136,000
<b>Total Veteran's Arena</b>	<b><u>\$ 1,625,501</u></b>	14 WPNH Software Conversion	60,000
		15 Nurse Call System	200,000
		<b>Total Willow Point Nursing Home</b>	<b><u>\$ 1,627,728</u></b>
Transit		Central Foods	
06 Intermodal Transit Terminal	\$ 476,868	06 Central Foods Building Renovations	\$ 8,161
13 Transit Coach Replacement	335,557	07 Reconstruction of Central Foods	18,400
<b>Total Transit</b>	<b><u>\$ 812,425</u></b>	13 Purchase of 2 New Vans	13,333
Fleet Management		<b>Total Central Foods</b>	<b><u>\$ 39,894</u></b>
12 DPW - Fleet Replacement	\$ 96,000		
13 DPW - Fleet Replacement	53,333		
14 DPW - Fleet Replacement	166,667		
15 DPW - Fleet Replacement	250,000		
<b>Total Fleet Management</b>	<b><u>\$ 566,000</u></b>		
		<b>Total Bond Anticipation Notes</b>	<b>\$ 91,100,000</b>

## Bond Anticipation Notes/Capital Notes Payment Schedule

Project Title	Fund	Department	Total BAN 5/6/2015	Principal Paydown 5/6/2016	Interest Due 5/6/2016
General	1010	91000099	\$22,589,136	\$ 3,253,449	\$ 451,783
General BCC	1010	91000099	11,169,358	670,405	223,387
<b>Total General</b>			<b>33,758,494</b>	<b>3,923,854</b>	<b>675,170</b>
Arena	3110	39020008	1,625,501	145,023	32,510
County Road	3120	29010505	18,714,364	1,331,981	374,287
Road Machinery	3160	30020305	3,271,410	336,712	65,428
Aviation	2010	28040005	2,887,290	183,709	57,746
Solid Waste	2020	38020007	27,796,894	1,586,863	555,938
Transit	2040	31010505	812,425	106,597	16,248
Willow Point NH	2050	27040004	1,627,728	294,706	32,555
Central Foods	2060	02020001	39,894	30,694	798
Fleet Management	2070	09020001	566,000	268,000	11,320
<b>Grand Total BANs &amp; Capital Notes</b>			<b><u>\$91,100,000</u></b>	<b><u>\$ 8,208,139</u></b>	<b><u>\$ 1,822,000</u></b>

Statement of  
Authorized and Unborrowed Debt  
For Open Capital Projects

	Resolution	Debt Authorized	Debt Unborrowed
<b>Serial Bonds</b>			
<b>Arena/Forum</b>			
Repair/Replace Arena HVAC Equipment	11-549	450,000	21,213
Arena Efficiency Project	13-570	1,050,000	15,000
Arena Improvement Project	13-570, 15-119	365,000	115,000
<b>Aviation</b>			
Airport Utility Enhancement Project, Phase II	03-179, 14-122	850,000	300,000
Rental Car Service Facility Replacement	11-549, 13-567, 15-72	3,350,298	1,107,845
West Apron Rehab-Construction	12-568 & 13-568	2,896,193	165,317
North Apron Rehab-Phase II-Design	13-569	237,500	129,688
Geothermal Energy Improvement Project	13-569	350,000	140,000
Security Improvements	15-73	1,066,356	964,238
Sustainable Management Plan	15-73	130,000	112,280
Environmental for MPU Project - EA	14-558	150,000	150,000
North Apron Rehab-Phase II-Construction	14-558	2,500,000	2,450,000
Taxiway H & K Rehab/Extension Design	14-558	350,000	350,000
<b>Broome Community College</b>			
Science Building	08-744, 11-543	21,942,696	577,707
Hazardous Materials	10-592	515,000	88,613
Electrical Infrastructure	11-549	500,000	235,625
HVAC Upgrades/Replacement	11-549	700,000	180,713
Sidewalks, Roadways & Other Parking Lots	12-568	500,000	260,320
Student Center Improvements	13-569	610,000	1,496
HVAC & Roof Critical Replacements	13-570	500,000	136,700
Master Plan Update	13-570	300,000	150,000
Music Suite Renovations	13-569	500,000	375,000
Downtown Campus Phase I	14-558	6,175,000	5,725,000
Electrical Infrastructure II	14-558	350,000	350,000
Simulated Clean Room and Equipment	14-558	2,813,000	2,813,000

Statement of  
Authorized and Unborrowed Debt  
For Open Capital Projects

	<u>Resolution</u>	<u>Debt Authorized</u>	<u>Debt Unborrowed</u>
<b>Serial Bonds</b>			
<b>County Road</b>			
Killawog Rd. & Oregon Rd. Bridges	10-592	600,000	58,383
Airport Road Reconstruction - Design	11-549, *	580,000	80,000
Killawog River Road Bridge Replacement	12-568	1,300,000	439,900
River Rd Bridge Replacement Design	12-568	300,000	50,000
South Street Bridge Rehab - Construction	13-570	1,400,000	225,000
East Windsor Rd. Bridge	15-73	1,300,000	440,000
Highway Reconstruction/Rehabilitation	14-558	2,250,000	8,821
River Rd. Bridge Rehab. (Construction)	14-558	2,217,000	367,000
Bridge Structural Steel Cleaning/painting - Design	*	100,000	100,000
<b>Elections</b>			
Electronic Voting Machines	05-742	2,161,000	297,499
<b>Information Technology</b>			
Computer Equipment Replacement/Update	11-549	650,000	9,501
Computer Equipment Replacement/Update Technology	13-570	930,000	447,900
Computer Hardware & Software Replace/Update	14-558	900,000	40,000
<b>Office of Energy Development</b>			
Stormwater Infrastructure	45-14	1,120,100	956,513
<b>Parks and Recreation</b>			
Parks Facilities Repairs & Renovations	10-592	75,000	14,700
Parks Surface Rehabilitation	14-558	50,000	25,000
Parks Vehicle Replacement	14-558	50,000	25,000
<b>PW-Buildings &amp; Grounds</b>			
County Environmental Compliance	10-592	250,000	120,000
County Buildings Energy Efficiency	11-549	80,000	56,000
South Otsiningo Multimodal Trail	14-45	508,000	433,000
Resurface Public Safety Facility Parking Lot	14-558	450,000	450,000

Statement of  
Authorized and Unborrowed Debt  
For Open Capital Projects

	<u>Resolution</u>	<u>Debt Authorized</u>	<u>Debt Unborrowed</u>
Serial Bonds			
Public Transportation			
Purchase of Service Vehicle	13-570	52,000	41,600
Transit Capital Costs	13-570	156,015	119,945
Purchase of Three (3) Clean Diesel Transit Buses	14-558	1,314,000	1,314,000
Road Machinery			
Sheriff			
Conversion of Gym to Dormitory	13-570	1,634,000	78,200
Sheriff Medical Addition	13-570	4,142,000	195,466
Solid Waste			
Construction of Sewer Line	13-570, 15-119	10,550,000	1,550,000
Willow Point Nursing Home			
New 380 Bed Facility	05-742	55,933,113	55,349,555
Sprinkler System	12-568, 13-115	1,600,000	205,000
Nurse Call System	14-558	220,000	20,000
Total		<u>\$ 142,023,271</u>	<u>\$ 80,432,738</u>

\* Pending legislative approval.

Authorized Capital Projects  
Open as of June 11, 2015

	<u>CIP Year</u>	<u>Total Appropriations</u>	<u>Available Appropriations</u>
<b>Arena/Forum</b>			
Arena Repairs/Renovations	2012	150,000	2,710
Arena Efficiency Project	2014	1,050,000	64,385
Arena Improvement Project	2014, 2014a, 2015a	365,000	277,355
Forum Repairs/Renovations	2015	25,000	25,000
		<u>1,590,000</u>	<u>369,450</u>
<b>Aviation</b>			
Utility Enhancement, Phase II	2003	850,000	475,711
Runway 34 Safety Area Improvements	2011, 2011a, 2012a	13,410,000	29,476
Rental Car Service Facility Replacement	2012, 2013a, 2014a	3,350,298	2,793,417
North Apron Rehabilitation - Phase I	2012, 2012a	950,344	16,734
Employee Protective Equipment	2012	40,000	10,907
N. Apron Rehab - Phase II - Design	2013	237,700	119,700
Geothermal Energy Improvement Project	2013	350,000	140,290
Hangar 1 Improvements	2013	100,000	100,000
West Apron Rehab-Construction	2013, 2013a	2,896,193	126,928
Airport Security Upgrades	2014, 2014a	1,066,356	974,722
Sustainable Management Plan	2014	130,000	96,628
Environmental for MPU Project - EA	2015	150,000	150,000
North Apron Rehab-Phase II-Construction	2015	2,500,000	2,500,000
Taxiway H & K Rehab/Extension Design	2015	350,000	350,000
		<u>26,380,891</u>	<u>7,884,513</u>



Authorized Capital Projects  
Open as of June 11, 2015

	<u>CIP Year</u>	<u>Total Appropriations</u>	<u>Available Appropriations</u>
<b>Broome Community College</b>			
Energy Management Improvements	2008	207,000	109,383
Science Building	2009, 2013a	21,942,696	1,819,017
Direct Digital Control	2010	465,000	231,814
Hazardous Materials	2011	515,000	80,919
Electrical Infrastructure	2012	500,000	283,800
HVAC Upgrades/Replacement	2012	700,000	473,590
Water & Sewer Renovations/Upgrades	2012	500,000	232
BCC Flood Recovery & Improvements	2012, 2013a	1,500,000	2,187
Sidewalk, Roadways & Parks	2013	500,000	420,569
Student Center Improvements	2013, 2013a	610,000	1,535
Music Suite Renovations	2013	500,000	500,000
HVAC & Roof Critical Replacements	2014	500,000	80,624
Master Plan Update	2014	300,000	186,385
Downtown Campus Phase I	2015	6,175,000	6,175,000
Electrical Infrastructure II	2015	350,000	350,000
Simulated Clean Room and Equipment	2015	2,813,000	2,813,000
		<u>38,077,696</u>	<u>13,528,055</u>
<b>County Clerk - Records Management</b>			
Digitize Permanent Records	2014	200,000	118,910
Digitize Permanent Records	2015	50,000	50,000
		<u>250,000</u>	<u>168,910</u>
<b>Central Food and Nutrition Services</b>			
Building Renovations	2006	774,160	2,777
Building Reconstruction	2007	150,000	27,349
		<u>924,160</u>	<u>30,126</u>
<b>DPW-Fleet</b>			
Fleet Replacement	2014	250,000	3,619
Fleet Replacement	2015	250,000	224,755
		<u>500,000</u>	<u>228,375</u>
<b>Elections</b>			
Electronic Voting Machines	2006	2,161,000	308,342
		<u>2,161,000</u>	<u>308,342</u>

Authorized Capital Projects  
Open as of June 11, 2015

	<u>CIP Year</u>	<u>Total Appropriations</u>	<u>Available Appropriations</u>
<b>Emergency Services</b>			
State Road Radio Tower	2004	65,000	63,619
Vehicle Locator System	2005	350,000	31,853
Fire Radio System replacement Phase I	2006	500,000	33,572
Uninterruptible Power Supply (UPS) Replacement - 911	2014	120,000	120,000
OES Land Purchase	2015	200,000	200,000
OES Tower Site Land Preparation	2015	200,000	200,000
		1,435,000	649,045
<b>Information Technology</b>			
Update Comp. Tech. & Replace Equipment	2002	550,000	38,396
Computer Equipment Replacement/Update	2012	650,000	23,500
Computer Equipment Replacement/Update	2014	930,000	221,601
Computer Hardware & Software Replacement/Update	2015	900,000	900,000
		3,030,000	1,183,497
<b>Highways/Bridges</b>			
Killawog Rd & Oregon Hill Rd Bridges	2011	600,000	58,434
Killawog River Road Bridge Replacement	2013	1,300,000	440,280
River Road Bridge Replacement - Design	2013	300,000	99,007
Hooper Rd Bridge Rehab - Construction	2014, 2015a	1,892,854	122,600
South Street Bridge Rehab - Construction	2014	1,400,000	1,358,730
Unanticipated Bridge/Culvert Repairs	2014	400,000	96,073
Engineering & Construction Bridge Deck Sealing (8 Bridg	2014	397,000	371,457
East Windsor Rd. Bridge	2014	1,300,000	974,282
County Bridge and Culvert Flag Repairs	2015	400,000	400,000
Ganoungton Rd. Culvert Replacement	2015	350,000	347,308
River Rd. Bridge Rehab. (Construction)	2015	2,217,000	2,215,814
Bridge Structure Cleaning/Painting	2015	100,000	100,000
		10,656,854	6,583,986

Authorized Capital Projects  
Open as of June 11, 2015

	<u>CIP Year</u>	<u>Total Appropriations</u>	<u>Available Appropriations</u>
<b>Highways/Roads</b>			
Airport Road Reconstruction - Design	2012, 2015a	580,000	309,010
Highway Reconstruction/Rehabilitation	2014	2,250,000	30,254
Highway Reconstruction/Rehabilitation	2015	<u>2,250,000</u>	<u>2,250,000</u>
		5,080,000	2,589,265
<b>Office of Energy Development</b>			
Stormwater Infrastructure	2014	<u>1,120,100</u>	<u>1,024,520</u>
		1,120,100	1,024,520
<b>Office of Management and Budget</b>			
Update Tax Receivable Database Project	2012	<u>93,940</u>	<u>38,940</u>
		93,940	38,940
<b>Parks &amp; Recreation</b>			
Parks Facilities Repairs & Renovations	2011	75,000	2,724
Parks Surface Rehabilitation	2012, 2013a	100,000	20,663
Farmers Market Construction	2014	150,000	150,000
Parks Facilities Repairs & Renovations	2014	50,000	19,073
Otsiningo Pond Loop Trail Project	2015	50,000	50,000
Parks Facilities Repairs & Renovations	2015	25,000	25,000
Parks Surface Rehabilitation	2015	25,000	25,000
Parks Vehicle Replacement	2015	<u>50,000</u>	<u>50,000</u>
		525,000	342,459
<b>Public Transportation</b>			
Purchase of Service Vehicle	2014	52,000	52,000
Transit Capital Costs	2014	156,015	119,945
Purchase of Three (3) Clean Diesel Transit Buses	2015	<u>1,314,000</u>	<u>1,314,000</u>
		1,522,015	1,485,945

Authorized Capital Projects  
Open as of June 11, 2015

	<u>CIP Year</u>	<u>Total Appropriations</u>	<u>Available Appropriations</u>
<b>Public Works</b>			
Petroleum Bulk Storage	2008	250,000	86,660
County Environmental Compliance	2011	250,000	156,865
Watershed Regulatory Compliance	2012	225,000	29,627
County Buildings Energy Efficiency	2012	80,000	80,000
Watershed Annual Maintenance	2014	65,000	5,352
County Building Renovations	2014, 2014a	329,800	173,593
South Otsiningo Multimodal Trail	2014	508,000	497,261
Watershed Annual Maintenance	2015	65,000	65,000
Resurface Public Safety Facility Parking Lot	2015	450,000	256,858
Senior Centers Parking Lot Repairs	2015	150,000	150,000
Systematic Roof Replacement at County Facilities	2015	150,000	150,000
		<u>2,522,800</u>	<u>1,651,217</u>
<b>Road Machinery</b>			
Highway Equipment Replacement	2014	750,000	84,702
Highway Equipment Replacement	2015	890,000	890,000
		<u>1,640,000</u>	<u>974,702</u>
<b>Social Services</b>			
Electronic Document Management System	2005	470,000	50,474
		<u>470,000</u>	<u>50,474</u>
<b>Sheriff</b>			
Conversion of Gym to Dormitory	2014	1,634,000	1,482,252
Sheriff Medical Addition	2014	4,142,000	3,751,873
Black Creek System Upgrade - Jail	2014	632,500	176,025
Road Patrol In-Car IT Upgrades	2015	100,000	100,000
Vehicle Replacement	2015	250,000	99,712
		<u>6,758,500</u>	<u>5,609,862</u>

Authorized Capital Projects  
Open as of June 11, 2015

	<u>CIP Year</u>	<u>Total Appropriations</u>	<u>Available Appropriations</u>
<b>Solid Waste</b>			
Colesville Landfill Remediation	2011	550,000	35,060
Design & Construction Review Section IV Cells III & IV	2012	1,000,000	542,399
Landfill Groundwater Remediation Feasibility Study	2012	350,000	99,130
Landfill Excavation of Section IV, Cell III	2013	1,500,000	1,195,024
Landfill Final Plans & Bid Documents for Sect IV, Cell III	2013	200,000	200,000
Construction of Section IV Cell III	2014	3,500,000	2,935,407
Construction of Sewer Line	2014, 2015a	10,550,000	9,485,134
Landfill Equipment	2014	1,000,000	157,270
Permit Modification & Final Plans Section IV Cell IV	2014	200,000	200,000
Landfill Gas Collection & Control System I	2014	2,500,000	2,425,696
Colesville Landfill Remediation	2015	100,000	100,000
Landfill Reclamation	2015	4,000,000	4,000,000
		<u>25,450,000</u>	<u>21,375,120</u>
<b>Willow Point Nursing Facility</b>			
WPNH Med Room Renovation	2005	150,000	119,579
New 380 Bed Facility	2006	55,933,113	55,658,039
Sprinkler System	2013, 2013a	1,600,000	207,004
Betterment & Improvements	2014	170,000	18,083
WPNH Software Conversion	2014	60,000	60,000
Nurse Call System	2015	220,000	220,000
		<u>58,133,113</u>	<u>56,282,705</u>

### Debt Statement Summary

Summary of Indebtedness, Debt Limit and Net Debt - Contracting Margin, as of 10/01/15

Five-Year Average Full Valuation		\$ 9,557,043,221
Debt Limit - 7% thereof		668,993,025
Bonds	13,900,000	
MBBA Bonds	37,955,000	
Bond Anticipation Notes	91,100,000	
Total Net Indebtedness Subject to Debt Limit		<u>142,955,000</u>
Net Debt-Contracting Margin		<u>\$ 526,038,025</u>
The percent of debt contracting power exhausted is		21.37%

Community College Debt Liability and Payment History  
By Year, Issue and Project

	January 1 Begin Liab Prin Bal	<u>Pay Date</u> Principal Payment	<u>Pay Date</u> 1st Int Pay	<u>Pay Date</u> 2nd Int Pay	December 31 End Liab Prin Bal
2015					
2010 Issue (Matures 2021)		<u>04/15</u>	<u>04/15</u>	<u>10/15</u>	
Technology Initiative	\$ 16,609	\$ 2,439	\$ 403	\$ 354	\$ 14,170
Update Master Plan	2,739	402	66	58	2,337
Wales Building Renovation	52,512	7,712	1,274	1,120	44,800
Original Boiler Replacement Phase II	191,786	28,167	4,654	4,090	163,619
Feasibility Study	11,144	1,637	270	238	9,507
Energy Management Improvements	46,133	6,775	1,119	984	39,358
Roof Replacement Phase II	229,178	33,659	5,561	4,888	195,519
West Gym Bleachers	57,945	8,510	1,406	1,236	49,435
Roadway and Lot Upgrades	28,415	4,173	690	606	24,242
Roof Replacement III	107,346	15,766	2,605	2,290	91,580
Science Building	110,897	16,287	2,691	2,365	94,610
09 Alms Building Demo & Site Restoration	99,547	14,620	2,416	2,123	84,927
10 Direct Digital Control	74,287	10,910	1,803	1,584	63,377
10 Natural Gas Piping Replacement	92,859	13,638	2,253	1,981	79,222
Total 2010 Issue	<u>1,121,397</u>	<u>164,695</u>	<u>27,211</u>	<u>23,917</u>	<u>956,702</u>
2010 Issue (Matures 2025)		<u>04/15</u>	<u>04/15</u>	<u>10/15</u>	
Technology Initiative	\$ 17,429	\$ -	\$ 509	\$ 509	\$ 17,429
Update Master Plan	2,874	-	84	84	2,874
Wales Building Renovation	55,105	-	1,609	1,609	55,105
Original Boiler Replacement Phase II	201,256	-	5,876	5,876	201,256
Feasibility Study	11,693	-	341	341	11,693
Energy Management Improvements	48,411	-	1,413	1,413	48,411
Roof Replacement Phase II	240,493	-	7,021	7,021	240,493
West Gym Bleachers	60,805	-	1,775	1,775	60,805
Roadway and Lot Upgrades	29,818	-	871	871	29,818
Roof Replacement III	112,646	-	3,289	3,289	112,646
Science Building	116,372	-	3,397	3,397	116,372
09 Alms Building Demo & Site Restoration	104,461	-	3,050	3,050	104,461
10 Direct Digital Control	77,956	-	2,276	2,276	77,956
10 Natural Gas Piping Replacement	97,445	-	2,845	2,845	97,445
Total 2010 Issue	<u>1,176,764</u>	<u>-</u>	<u>34,356</u>	<u>34,356</u>	<u>1,176,764</u>
2011 Refunding Issue (Matures 2019)		<u>02/15</u>	<u>02/15</u>	<u>08/15</u>	
Student Activities/Athletic Facility	\$ 1,387,406	\$ 264,790	\$ 18,318	\$ 14,923	\$ 1,122,616
Total 2011 Issue	<u>1,387,406</u>	<u>264,790</u>	<u>18,318</u>	<u>14,923</u>	<u>1,122,616</u>

Community College Debt Liability and Payment History  
By Year, Issue and Project

	January 1 Begin Liab Prin Bal	Pay Date Principal Payment	Pay Date 1st Int Pay	Pay Date 2nd Int Pay	December 31 End Liab Prin Bal
2015 Continued					
2013 Issue (Matures 2017)		04/15	04/15	10/15	
Student Activities/Athletic Facility	\$ 96,095	\$ 31,097	\$ 1,607	\$ 1,141	\$ 64,998
Roof Replacement Phase I	98,781	31,966	1,652	1,173	66,815
Original Boiler Replacement Phase I	62,996	20,386	1,054	748	42,610
Total 2013 Issue	<u>257,872</u>	<u>83,449</u>	<u>4,313</u>	<u>3,062</u>	<u>174,423</u>
Total Serial Bonds	<u>\$ 3,943,439</u>	<u>\$ 512,934</u>	<u>\$ 84,198</u>	<u>\$ 76,258</u>	<u>\$ 3,430,505</u>
05/14 Bond Anticipation Note (Matures 05/15)		05/7	05/7		
Science Building	8,908,777	445,439	133,632	-	8,463,338
Roof Replacement III	21,815	1,983	327	-	19,832
Direct Digital Control	16,250	16,250	244	-	-
Hazardous Materials	261,037	37,291	3,916	-	223,746
Wales Building Upgrades	2,170,796	-	32,562	-	2,170,796
Electrical Infrastructure	112,333	14,042	1,685	-	98,291
HVAC Upgrades/Replacement	313,467	39,183	4,702	-	274,284
Roofs Replacement IV	98,633	7,587	1,480	-	91,046
Water & Sewer Renovations/Upgrades	190,978	6,821	2,865	-	184,157
Sidewalks, Roadways, & Other Parking Lots	225,000	25,000	3,375	-	200,000
Student Center Improvements	210,000	8,400	3,150	-	201,600
HVAC & Roof Critical Replacements	250,000	25,000	3,750	-	225,000
Master Plan Update	150,000	30,000	2,250	-	120,000
Music Suite Renovations	125,000	5,000	1,875	-	120,000
Total Bond Anticipation Notes	<u>\$ 13,054,086</u>	<u>\$ 661,996 *</u>	<u>\$ 195,813</u>	<u>\$ -</u>	<u>\$ 12,392,090</u>
Total Serial Bonds and Bond Anticipation Notes	<u>\$ 16,997,525</u>	<u>\$ 1,174,930</u>	<u>\$ 280,011</u>	<u>\$ 76,258</u>	<u>\$ 15,822,595</u>

\* Principal payment is comprised of budgeted principal payments, plus unbudgeted paydowns, plus remaining BAN proceeds reissued as serial bonds.



Community College Debt Liability and Payment History  
By Year, Issue and Project

	January 1 Begin Liab Prin Bal	Pay Date Principal Payment	Pay Date 1st Int Pay	Pay Date 2nd Int Pay	December 31 End Liab Prin Bal
2016					
2010 Issue (Matures 2021)		04/15	04/15	10/15	
Technology Initiative	\$ 14,170	\$ 2,539	\$ 354	\$ 291	\$ 11,631
Update Master Plan	2,337	419	58	48	1,918
Wales Building Renovation	44,800	8,028	1,120	919	36,772
Original Boiler Replacement Phase II	163,619	29,321	4,090	3,357	134,298
Feasibility Study	9,507	1,704	238	195	7,803
Energy Management Improvements	39,358	7,053	984	808	32,305
Roof Replacement Phase II	195,519	35,037	4,888	4,012	160,482
West Gym Bleachers	49,435	8,859	1,236	1,014	40,576
Roadway and Lot Upgrades	24,242	4,344	606	497	19,898
Roof Replacement III	91,580	16,411	2,290	1,879	75,169
Science Building	94,610	16,954	2,365	1,941	77,656
09 Alms Building Demo & Site Restoration	84,927	15,219	2,123	1,743	69,708
10 Direct Digital Control	63,377	11,357	1,584	1,301	52,020
10 Natural Gas Piping Replacement	79,221	14,196	1,981	1,626	65,026
Total 2010 Issue	956,702	171,441	23,917	19,631	785,261
2010 Issue (Matures 2025)		04/15	04/15	10/15	
Technology Initiative	\$ 17,429	\$ -	\$ 509	\$ 509	\$ 17,429
Update Master Plan	2,874	-	84	84	2,874
Wales Building Renovation	55,105	-	1,609	1,609	55,105
Original Boiler Replacement Phase II	201,256	-	5,876	5,876	201,256
Feasibility Study	11,693	-	341	341	11,693
Energy Management Improvements	48,411	-	1,413	1,413	48,411
Roof Replacement Phase II	240,493	-	7,021	7,021	240,493
West Gym Bleachers	60,805	-	1,775	1,775	60,805
Roadway and Lot Upgrades	29,818	-	871	871	29,818
Roof Replacement III	112,646	-	3,289	3,289	112,646
Science Building	116,372	-	3,397	3,397	116,372
09 Alms Building Demo & Site Restoration	104,461	-	3,050	3,050	104,461
10 Direct Digital Control	77,956	-	2,276	2,276	77,956
10 Natural Gas Piping Replacement	97,445	-	2,845	2,845	97,445
Total 2010 Issue	1,176,764	-	34,356	34,356	1,176,764
2011 Refunding Issue (Matures 2019)		02/15	02/15	08/15	
Student Activities/Athletic Facility	\$ 1,122,616	\$ 270,559	\$ 14,923	\$ 11,879	\$ 852,057
Total 2011 Issue	1,122,616	270,559	14,923	11,879	852,057

Community College Debt Liability and Payment History  
By Year, Issue and Project

	January 1 Begin Liab Prin Bal	Pay Date Principal Payment	Pay Date 1st Int Pay	Pay Date 2nd Int Pay	December 31 End Liab Prin Bal
2016 Continued					
2013 Issue (Matures 2017)		04/15	04/15	10/15	
Student Activities/Athletic Facility	\$ 64,998	\$ 31,862	\$ 1,141	\$ 663	\$ 33,136
Roof Replacement Phase I	66,815	32,752	1,173	681	34,063
Original Boiler Replacement Phase I	42,610	20,887	748	434	21,723
Total 2013 Issue	<u>174,423</u>	<u>85,501</u>	<u>3,062</u>	<u>1,779</u>	<u>88,922</u>
Total Serial Bonds	<u>\$ 3,430,505</u>	<u>\$ 527,501</u>	<u>\$ 76,258</u>	<u>\$ 67,645</u>	<u>\$ 2,903,004</u>
05/15 Bond Anticipation Note (Matures 05/16)		05/6	05/6		
Science Building	\$ 7,688,338	\$ 404,649	\$ 153,767	-	\$ 7,283,689
Hazardous Materials	123,746	20,624	2,475	-	103,122
Wales Building Upgrades	1,527,496	69,432	30,550	-	1,458,064
Electrical Infrastructure	114,291	16,327	2,286	-	97,964
HVAC Upgrades/Replacement	352,284	50,326	7,046	-	301,958
Roofs Replacement IV	91,046	7,587	1,821	-	83,459
Water & Sewer Renovations/Upgrades	247,157	9,154	4,943	-	238,003
Sidewalks, Roadways, & Other Parking Lots	150,000	18,750	3,000	-	131,250
HVAC & Roof Critical Replacements	185,000	20,556	3,700	-	164,444
Master Plan Update	120,000	30,000	2,400	-	90,000
Music Suite Renovations	120,000	5,000	2,400	-	115,000
Downtown Campus Phase I	450,000	18,000	9,000	-	432,000
Total Bond Anticipation Notes	<u>\$ 11,169,358</u>	<u>\$ 670,405 *</u>	<u>\$ 223,387</u>	<u>\$ -</u>	<u>\$ 10,498,953</u>
Total Serial Bonds and Bond Anticipation Notes	<u>\$ 14,599,863</u>	<u>\$ 1,197,906</u>	<u>\$ 299,645</u>	<u>\$ 67,645</u>	<u>\$ 13,401,957</u>

\* Principal payment is comprised of budgeted principal payments, plus unbudgeted paydowns, plus remaining BAN proceeds reissued as serial bonds.

Community College Debt Liability and Payment Schedule  
By Fiscal Year, Issue and Project

BCC Fiscal Year: September 1 - August 31

	September 1 Begin Liab Prin Bal	Pay Date 1st Int Pay	Pay Date Principal Payment	Pay Date 2nd Int Pay	August 31 End Liab Prin Bal
<b>2014-2015</b>					
		<u>10/15</u>	<u>04/15</u>	<u>04/15</u>	
<b>2010 Issue (Matures 2021)</b>					
Technology Initiative	\$ 16,609	\$ 403	\$ 2,439	\$ 403	\$ 14,170
Update Master Plan	2,739	66	402	66	2,337
Wales Building Renovation	52,512	1,274	7,712	1,274	44,800
Original Boiler Replacement Phase II	191,786	4,654	28,167	4,654	163,619
Feasibility Study	11,144	270	1,637	270	9,507
Energy Management Improvements	46,133	1,119	6,775	1,119	39,358
Roof Replacement Phase II	229,178	5,561	33,659	5,561	195,519
West Gym Bleachers	57,945	1,406	8,510	1,406	49,435
Roadway and Lot Upgrades	28,415	690	4,173	690	24,242
Roof Replacement III	107,346	2,605	15,766	2,605	91,580
Science Building	110,897	2,691	16,287	2,691	94,610
09 Alms Building Demo & Site Restoration	99,547	2,416	14,620	2,416	84,927
10 Direct Digital Control	74,287	1,803	10,910	1,803	63,377
10 Natural Gas Piping Replacement	92,859	2,253	13,638	2,253	79,221
Total 2010 Issue	<u>1,121,397</u>	<u>27,211</u>	<u>164,695</u>	<u>27,211</u>	<u>956,702</u>
		<u>10/15</u>	<u>04/15</u>	<u>04/15</u>	
<b>2010 Issue (Matures 2025)</b>					
Technology Initiative	\$ 17,429	\$ 509	\$ -	\$ 509	\$ 17,429
Update Master Plan	2,874	84	-	84	2,874
Wales Building Renovation	55,105	1,609	-	1,609	55,105
Original Boiler Replacement Phase II	201,256	5,876	-	5,876	201,256
Feasibility Study	11,693	341	-	341	11,693
Energy Management Improvements	48,411	1,413	-	1,413	48,411
Roof Replacement Phase II	240,493	7,021	-	7,021	240,493
West Gym Bleachers	60,805	1,775	-	1,775	60,805
Roadway and Lot Upgrades	29,818	871	-	871	29,818
Roof Replacement III	112,646	3,289	-	3,289	112,646
Science Building	116,372	3,397	-	3,397	116,372
09 Alms Building Demo & Site Restoration	104,461	3,050	-	3,050	104,461
10 Direct Digital Control	77,956	2,276	-	2,276	77,956
10 Natural Gas Piping Replacement	97,445	2,845	-	2,845	97,446
Total 2010 Issue	<u>1,176,764</u>	<u>34,356</u>	<u>-</u>	<u>34,356</u>	<u>1,176,764</u>

Community College Debt Liability and Payment Schedule  
By Fiscal Year, Issue and Project

BCC Fiscal Year: September 1 - August 31

	September 1 Begin Liab Prin Bal	Pay Date 1st Int Pay	Pay Date Principal Payment	Pay Date 2nd Int Pay	August 31 End Liab Prin Bal
2014-2015 Continued					
		02/15	02/15	08/15	
2011 Refunding Issue (Matures 2019)					
Student Activities/Athletic Facility	\$ 1,387,406	\$ 18,318	\$ 264,790	\$ 14,923	\$ 1,122,616
Total 2011 Issue	1,387,406	18,318	264,790	14,923	1,122,616
		10/15	04/15	04/15	
2013 Issue (Matures 2017)					
Student Activities/Athletic Facility	\$ 96,095	\$ 1,607	\$ 31,097	\$ 1,607	\$ 64,998
Roof Replacement Phase I	98,781	1,652	31,966	1,652	66,815
Original Boiler Replacement Phase I	62,996	1,054	20,386	1,054	42,610
Total 2013 Issue	257,872	4,313	83,449	4,313	174,423
Total Serial Bonds	<u>\$ 3,943,439</u>	<u>\$ 84,198</u>	<u>\$ 512,934</u>	<u>\$ 80,803</u>	<u>\$ 3,430,505</u>
05/14 Bond Anticipation Note (Matures 05/15) *					
Science Building	\$ 8,908,777		\$ 445,439	\$ 133,632	\$ 8,463,338
Roof Replacement III	21,815		1,983	327	19,832
Direct Digital Control	16,250		16,250	244	-
Hazardous Materials	261,037		37,291	3,916	223,746
Wales Building Upgrades	2,170,796		-	32,562	2,170,796
Electrical Infrastructure	112,333		14,042	1,685	98,291
HVAC Upgrades/Replacement	313,467		39,183	4,702	274,284
Roofs Replacement IV	98,633		7,587	1,480	91,046
Water & Sewer Renovations/Upgrades	190,978		6,821	2,865	184,157
Sidewalks, Roadways, & Other Parking Lots	225,000		25,000	3,375	200,000
Student Center Improvements	210,000		8,400	3,150	201,600
HVAC & Roof Critical Replacements	250,000		25,000	3,750	225,000
Master Plan Update	150,000		30,000	2,250	120,000
Music Suite Renovations	125,000		5,000	1,875	120,000
Total Bond Anticipation Notes	<u>\$ 13,054,086</u>	<u>\$ -</u>	<u>\$ 661,996</u>	<u>\$ 195,813</u>	<u>\$ 12,392,090</u>
Total Serial Bonds and Bond Anticipation Notes	<u>\$ 16,997,525</u>	<u>\$ 84,198</u>	<u>\$ 1,174,930</u>	<u>\$ 276,616</u>	<u>\$ 15,822,595</u>

\*May 2014 BAN amounts represent current short-term borrowing.  
There is no estimate made of additional need for borrowing, for these or other projects.

Community College Debt Liability and Payment Schedule  
By Fiscal Year, Issue and Project

BCC Fiscal Year: September 1 - August 31

	September 1 Begin Liab Prin Bal	Pay Date 1st Int Pay	Pay Date Principal Payment	Pay Date 2nd Int Pay	August 31 End Liab Prin Bal
2015-2016		10/15	04/15	04/15	
2010 Issue (Matures 2021)					
Technology Initiative	\$ 14,170	\$ 354	\$ 2,539	\$ 354	\$ 11,631
Update Master Plan	2,337	58	419	58	1,918
Wales Building Renovation	44,800	1,120	8,028	1,120	36,772
Original Boiler Replacement Phase II	163,619	4,090	29,321	4,090	134,298
Feasibility Study	9,507	238	1,704	238	7,803
Energy Management Improvements	39,358	984	7,053	984	32,305
Roof Replacement Phase II	195,519	4,888	35,037	4,888	160,482
West Gym Bleachers	49,435	1,236	8,859	1,236	40,576
Roadway and Lot Upgrades	24,242	606	4,344	606	19,898
Roof Replacement III	91,580	2,290	16,411	2,290	75,169
Science Building	94,610	2,365	16,954	2,365	77,656
09 Alms Building Demo & Site Restoration	84,927	2,123	15,219	2,123	69,708
10 Direct Digital Control	63,377	1,584	11,357	1,584	52,020
10 Natural Gas Piping Replacement	79,221	1,981	14,196	1,981	65,025
Total 2010 Issue	956,702	23,917	171,441	23,917	785,261
2010 Issue (Matures 2025)		10/15	04/15	04/15	
Technology Initiative	\$ 17,429	\$ 509	\$ -	\$ 509	\$ 17,429
Update Master Plan	2,874	84	-	84	2,874
Wales Building Renovation	55,105	1,609	-	1,609	55,105
Original Boiler Replacement Phase II	201,256	5,876	-	5,876	201,256
Feasibility Study	11,693	341	-	341	11,693
Energy Management Improvements	48,411	1,413	-	1,413	48,411
Roof Replacement Phase II	240,493	7,021	-	7,021	240,493
West Gym Bleachers	60,805	1,775	-	1,775	60,805
Roadway and Lot Upgrades	29,818	871	-	871	29,818
Roof Replacement III	112,646	3,289	-	3,289	112,646
Science Building	116,372	3,397	-	3,397	116,372
09 Alms Building Demo & Site Restoration	104,461	3,050	-	3,050	104,461
10 Direct Digital Control	77,956	2,276	-	2,276	77,956
10 Natural Gas Piping Replacement	97,445	2,845	-	2,845	97,446
Total 2010 Issue	1,176,764	34,356	-	34,356	1,176,764

Community College Debt Liability and Payment Schedule  
By Fiscal Year, Issue and Project

BCC Fiscal Year: September 1 - August 31

	September 1 Begin Liab Prin Bal	Pay Date 1st Int Pay	Pay Date Principal Payment	Pay Date 2nd Int Pay	August 31 End Liab Prin Bal
2015-2016 Continued		02/15	02/15	08/15	
2011 Refunding Issue (Matures 2019)					
Student Activities/Athletic Facility	\$ 1,122,616	\$ 14,923	\$ 270,559	\$ 11,879	\$ 852,057
Total 2011 Issue	1,122,616	14,923	270,559	11,879	852,057
2013 Issue (Matures 2017)		10/15	04/15	04/15	
Student Activities/Athletic Facility	\$ 64,998	\$ 1,141	\$ 31,862	\$ 1,141	\$ 33,136
Roof Replacement Phase I	66,815	1,173	32,752	1,173	34,063
Original Boiler Replacement Phase I	42,610	748	20,887	748	21,723
Total 2013 Issue	174,423	3,062	85,501	3,062	88,922
Total Serial Bonds	<u>\$ 3,430,505</u>	<u>\$ 76,258</u>	<u>\$ 527,501</u>	<u>\$ 73,214</u>	<u>\$ 2,903,004</u>
05/15 Bond Anticipation Note (Matures 05/16) *			05/06	05/06	
Science Building	\$ 7,688,338		\$ 404,649	\$ 153,767	\$ 7,283,689
Hazardous Materials	123,746		20,624	2,475	103,122
Wales Building Upgrades	1,527,496		69,432	30,550	1,458,064
Electrical Infrastructure	114,291		16,327	2,286	97,964
HVAC Upgrades/Replacement	352,284		50,326	7,046	301,958
Roofs Replacement IV	91,046		7,587	1,821	83,459
Water & Sewer Renovations/Upgrades	247,157		9,154	4,943	238,003
Sidewalks, Roadways, & Other Parking Lots	150,000		18,750	3,000	131,250
HVAC & Roof Critical Replacements	185,000		20,556	3,700	164,444
Master Plan Update	120,000		30,000	2,400	90,000
Music Suite Renovations	120,000		5,000	2,400	115,000
Downtown Campus Phase I	450,000		18,000	9,000	432,000
Total Bond Anticipation Notes	<u>\$ 11,169,358</u>	<u>\$ -</u>	<u>\$ 670,405</u>	<u>\$ 223,387</u>	<u>\$ 10,498,953</u>
Total Serial Bonds and Bond Anticipation Notes	<u>\$ 14,599,863</u>	<u>\$ 76,258</u>	<u>\$ 1,197,906</u>	<u>\$ 296,601</u>	<u>\$ 13,401,957</u>

\*May 2015 BAN amounts represent current short-term borrowing.

There is no estimate made of additional need for borrowing, for these or other projects.

Statement of Community College  
 Authorized and Unborrowed Debt  
 For Community College projects open as of June 11, 2015

Serial Bonds and Bond Anticipation Notes

	Authorizing Resolution	Total Debt Authorized	Debt Unborrowed
Science Building	08-744, 11-543	\$ 21,942,696	\$ 577,707
Hazardous Materials	10-592	515,000	88,613
Electrical Infrastructure	11-549	500,000	235,625
HVAC Upgrades/Replacement	11-549	700,000	180,713
Sidewalks, Roadways & Other Parking Lots	12-568	500,000	260,320
Student Center Improvements	13-569	610,000	1,496
HVAC & Roof Critical Replacements	13-570	500,000	136,700
Master Plan Update	13-570	300,000	150,000
Music Suite Renovations	13-569	500,000	375,000
Downtown Campus Phase I	14-558	6,175,000	5,725,000
Electrical Infrastructure II	14-558	350,000	350,000
Simulated Clean Room and Equipment	14-558	2,813,000	2,813,000
		<u>\$ 35,405,696</u>	<u>\$ 10,894,174</u>

Community College Authorized Capital Projects  
Open as of June 11, 2015

	<u>CIP Year</u>	<u>Total Appropriations</u>	<u>Available Appropriations as of 06/16/14</u>
Energy Management Improvements	2008	207,000	109,383
Science Building	2009	21,942,696	1,819,017
Direct Digital Control	2010	465,000	231,814
Hazardous Materials	2011	515,000	80,919
Electrical Infrastructure	2012	500,000	283,800
HVAC Upgrades/Replacement	2012	700,000	473,590
Water & Sewer Renovations/Upgrades	2012	500,000	232
BCC Flood Recovery & Improvements	2012	1,500,000	2,187
Sidewalk, Roadways & Parks	2013	500,000	420,569
Student Center Improvements	2013	610,000	1,535
Music Suite Renovations	2013	500,000	500,000
HVAC & Roof Critical Replacements	2014	500,000	80,624
Master Plan Update	2014	300,000	186,385
Downtown Campus Phase I	2015	6,175,000	6,175,000
Electrical Infrastructure II	2015	350,000	350,000
Simulated Clean Room and Equipment	2015	2,813,000	2,813,000
Total		<u>\$ 38,077,696</u>	<u>\$ 13,528,055</u>





## Supplementary Information

<u>Department/Division</u>	<u>Page</u>	<u>Department/Division</u>	<u>Page</u>
Personnel Changes	504	County Fees	
Personnel Summary	507	Arena	526
Financial Summaries	510	Forum	527
Historical Tax Levy/Rate	519	Parks	528
Property Tax Levy By Municipality	521	En-Joie Golf	529
Property Tax Exemption Summary	523	Tax Collection	530
		County Clerk	531
		Motor Vehicles	533
		Health Department	534
		Landfill Tip Fee	536
		Office For Aging	537
		Planning (Mapping & Data)	538
		Sheriff	542
		Weights & Measures	543
		Miscellaneous	544
		Greater Binghamton Airport	
		Willow Point Nursing Home	
		Dog Shelter	
		Taxicab Fees	
		Civil Service Exam	
		Legislature	
		Real Property	
		911 Emergency Services	
		Public Transportation	
		Public Defender	
		Library	

## Personnel Changes

## 2016 Recommended Personnel Changes

No.	Department	Dept Code	Account	No.	Title	Grade Union	Action	Reason	Savings
1	Central Food	02010001	6001001	1	Food Service Helper Part-time	5 CSEA	Abolish	Savings/Efficiencies	\$27,728
2	Central Food	02010001	6001000	1	Director of Central Food & Nutrition Services	24 Admin	Fund through April 1, 2016	Savings/Efficiencies	66,539
3	Central Food	02010001	6001000	1	Food Service Director (40)	20 BAPA	Fund through April 1, 2016	Savings/Efficiencies	69,565
4	Central Food	02010001	6001000	2	Dietitian (40)	19 BAPA	Fund through April 1, 2016	Savings/Efficiencies	136,760
5	Central Food	02010001	6001000	1	Senior Food Service Manager	18 BAPA	Fund through April 1, 2016	Savings/Efficiencies	68,597
6	Central Food	02010001	6001000	2	Food Service Manager	14 BAPA	Fund through April 1, 2016	Savings/Efficiencies	88,403
7	Central Food	02010001	6001000	1	Principal Account Clerk	13 CSEA	Fund through April 1, 2016	Savings/Efficiencies	45,042
8	Central Food	02010001	6001000	2	Stores Clerk	10 CSEA	Fund through April 1, 2016	Savings/Efficiencies	95,718
9	Central Food	02010001	6001000	3	Senior Food Service Helper	9 CSEA	Fund through April 1, 2016	Savings/Efficiencies	111,531
10	Central Food	02010001	6001000	3	Cook	8 CSEA	Fund through April 1, 2016	Savings/Efficiencies	100,309
11	Central Food	02010001	6001000	1	Assistant Cook	7 CSEA	Fund through April 1, 2016	Savings/Efficiencies	35,549
12	Central Food	02010001	6001000	5	Food Service Helper	5 CSEA	Fund through April 1, 2016	Savings/Efficiencies	185,620
13	Central Food	02010001	6001001	6	Delivery Driver	10 CSEA	Fund through April 1, 2016	Savings/Efficiencies	86,207
14	Central Food	02010001	6001001	1	Assistant Cook	7 CSEA	Fund through April 1, 2016	Savings/Efficiencies	28,496
15	Central Food	02010001	6001001	11	Food Service Helper	5 CSEA	Fund through April 1, 2016	Savings/Efficiencies	210,860
16	Central Food	02010001	6001001	1	Contract Program Coordinator	22 Admin	Create Fund 9 months	Savings/Efficiencies	(61,322)
17	County Clerk	04010001	6001000	1	Index Clerk	8 CSEA	Abolish	Savings/Efficiencies	41,329
18	County Clerk	04010001	6001001	1	Index Clerk Part Time (19.5 hours)	8 CSEA	Create	Savings/Efficiencies	(16,185)
19	County Clerk	04020001	6001000	1	Motor Vehicle Clerk	8 CSEA	Abolish	Savings/Efficiencies	52,172
20	County Clerk	04020001	6001001	1	Motor Vehicle Clerk (19.5 hours)	8 CSEA	Create	Savings/Efficiencies	(16,185)
21	DPW Engineering	15030001	6001000	1	Engineer II	24 CSEA	Upgrade from 21 CSEA	Efficiency	(3,603)
22	Emergency Services	20010003	6001001	1	Fire Coordinator Part Time	22 Admin	Create	Efficiency	(29,265)
23	Emergency Services	20010003	6001000	1	Communications Supervisor	24 Admin	Transfer to 911 20020003	Efficiency	-
24	Fleet Management	09000001	6001000	1	Head Automotive Mechanic	17 CSEA	Abolish (Unfunded since 2011)	Efficiency	-
25	Information Technology	10020001	6001000	1	Customer Support Representative (40 hours)	14 CSEA	Abolish	Was unfunded	-
26	Information Technology	10030001	6001000	1	Telecommunications Manager	25 BAPA	Transfer to Info Tech 10020001	Efficiency	-
27	Information Technology	10030001	6001000	1	Telecommunications Technician	20 CSEA	Transfer to Info Tech 10020001	Efficiency	-
28	Information Technology	10020001	6001000	1	Information Security Analyst (40)	22 BAPA	Abolish	Efficiency	88,510
29	Information Technology	10020001	6001000	1	Network Specialist (40)	22 BAPA	Create	Efficiency	(88,510)
30	Mental Health	26000004	6001000	1	Deputy Commissioner-Comm Mental Health Services	G Admin	Unfund	Savings/Efficiencies	-
31	Mental Health	26000004	6001000	1	Mental Health Clinical Services Director (40)	24 BAPA	Abolish	Savings/Efficiencies	55,638
32	Mental Health	26000004	6001000	1	Mental Health Program Coordinator (40)	23 BAPA	Create	Savings/Efficiencies	(46,767)
33	Mental Health	26000004	6001000	1	Management Associate	18 BAPA	Abolish	Savings/Efficiencies	54,732
34	Mental Health	26000004	6001000	1	Intensive Case Manager	18 CSEA	Abolish	Savings/Efficiencies	-
35	Mental Health	26000004	6001001	1	Staff Psychiatrist Part-time	NA	Abolish	Savings/Efficiencies	64,996
36	Mental Health	26000004	6001001	1	Clinical Social Worker Part-time	21 CSEA	Abolish	Savings/Efficiencies	35,603
37	Mental Health	26000004	6001001	1	Clerk Part-Time	6 CSEA	Abolish	Savings/Efficiencies	20,003
38	Office of Management & Budget	45010001	6001000	1	Principal Account Clerk (40)	13 CSEA	Unfund	Savings/Efficiencies	50,021
39	Planning	37000007	6001000	1	Comm. Of Planning & Economic Development	H Admin	Unfund	Savings/Efficiencies	107,577
40	Planning	37000007	6001000	1	Chief Planner	23 BAPA	Unfund	Savings/Efficiencies	92,938
41	Planning	37000007	6001000	1	Planner	18 CSEA	Create	Savings/Efficiencies	(57,510)
42	Probation	21020003	6001000	1	Probation Supervisor	21 BAPA	Transfer to Probation 21010003	Efficiency	-
43	Probation	21020003	6001000	3	Senior Probation Officer	19 CSEA	Transfer to Probation 21010003	Efficiency	-
44	Probation	21020003	6001000	5	Probation Officer/Trainee	17/16 CSEA	Transfer to Probation 21010003	Efficiency	-

## 2016 Recommended Personnel Changes

No.	Department	Dept Code	Account	No.	Title	Grade Union	Action	Reason	Savings
45	Sheriff	23010003	6001000	10	Correction Officer	AFSCME	Create (hire November 1,2016)	New Addition	(120,213)
46	Sheriff	23010003	6001000	3	Correction Officer	AFSCME	Create	Savings/Efficiencies	(200,433)
47	Social Services	35020006	6001000	1	Staff Development Director	21 BAPA	Upgrade from 19 BAPA	Efficiency	(485)
48	Social Services	35030006	6001000	1	Social Services Examiner	13 CSEA	Create	Efficiency	(14,619)
49	Solid Waste Management	38040007	6001000	1	Assistant Landfill Supervisor	AFSCME	Create	Efficiency	(64,200)
50	Solid Waste Management	38040007	6001000	1	Motor Equipment Operator III	AFSCME	Unfund	Efficiency	63,105
51	Willow Point Nursing Home	27030204	6001000	2	Custodial Workers	6 CSEA	Create	Efficiency	(73,346)
52	Willow Point Nursing Home	27030404	6001001	1	Maintenance Mechanic Part-time	10 CSEA	Create	Efficiency	(22,467)
53	Willow Point Nursing Home	27070104	6001000	1	Leisure Time Activities Leader	7 CSEA	Create	Efficiency	(61,168)
54	Willow Point Nursing Home	27070304	6001001	1	Social Work Assistant Part-time	14 CSEA	Create	Efficiency	(26,181)
55	Willow Point Nursing Home	27060304	6001000	4	Clerk	6 CSEA	Transfer to WPNH General 27010504	Efficiency	-
56	Willow Point Nursing Home	27010504	6001000	1	Clerk	6 CSEA	Create	Savings/Efficiencies	(38,434)
57	Willow Point Nursing Home	27060304	6001000	2	Charge Nurse RPN/Sr LPN	15/11 CSEA	Create	Efficiency	(133,134)
58	Willow Point Nursing Home	27050104	6001000	1	Food Service Manager	14 BAPA	Fund through March 1,2016	Savings/Efficiencies	45,395
59	Willow Point Nursing Home	27050104	6001000	2	Dietetic Technician	11 CSEA	Fund through March 1,2016	Savings/Efficiencies	91,277
60	Willow Point Nursing Home	27050104	6001000	1	Assistant Food Service Manager	10 CSEA	Fund through March 1,2016	Savings/Efficiencies	57,855
61	Willow Point Nursing Home	27050104	6001000	1	Stores Clerk	10 CSEA	Fund through March 1,2016	Savings/Efficiencies	44,190
62	Willow Point Nursing Home	27050104	6001000	4	Senior Food Service Helper	9 CSEA	Fund through March 1,2016	Savings/Efficiencies	193,983
63	Willow Point Nursing Home	27050104	6001000	12	Food Service Helper	5 CSEA	Fund through March 1,2016	Savings/Efficiencies	487,456
64	Willow Point Nursing Home	27050104	6001001	20	Food Service Helper	5 CSEA	Fund through March 1,2016	Savings/Efficiencies	247,020

---



---

**\$2,176,697**

## Personnel Summary

Summary of Authorized Positions by Department  
Full-time and Part-time

	2014 Actuals		Current Through 7/7/2015		2016 Requested		2016 Recommended	
	Full-time	Part-time	Full-time	Part-time	Full-time	Part-time	Full-time	Part-time
<u>General Fund</u>								
Legislature	4	15	4	15	4	15	4	15
County Executive	7	-	7	-	7	-	7	0
County Clerk	26	7	26	6	25	7	24	8
District Attorney	30	-	30	-	33	-	30	-
Audit and Control	9	1	9	1	9	1	9	1
Coroners	-	4	-	4	-	4	-	4
Elections	6	4	6	6	6	6	6	6
Office of Management and Budget	14	-	14	-	14	-	14	-
Information Technology	32	2	32	2	31	2	31	2
Law(County Attorney)	21	-	21	-	21	-	21	-
Personnel	11	1	11	1	11	1	11	1
Public Defender	21	-	21	-	21	1	21	-
Public Works(including Security)	97	2	96	-	96	-	96	-
Purchasing	3	-	3	-	3	-	3	-
Real Property Tax Services	10	-	10	-	10	-	10	-
Sheriff	232	2	232	2	242	2	245	2
Emergency Services	49	1	49	1	50	1	49	2
Probation	47	-	43	-	47	-	43	-
STOP DWI	2	-	2	-	2	-	2	-
Health	50	18	49	19	49	19	49	19
Mental Health	16	14	6	3	4	-	4	-
Office for the Aging	5	2	5	2	5	2	5	2
Social Services	263	2	276	3	277	3	277	3
Veterans; Services	2	-	2	-	2	-	2	-
Planning and Economic Development	7	-	8	-	11	-	9	-
Parks, Recreation and Youth Services	20	-	19	-	19	-	19	-
Office of Energy Development	2	-	-	-	-	-	-	-
General Fund Total	986	75	981	65	999	64	991	65

Summary of Authorized Positions by Department  
Full-time and Part-time

2014 Actuals		Current Through 7/7/2015		2016 Requested		2016 Recommended	
Full-time	Part-time	Full-time	Part-time	Full-time	Part-time	Full-time	Part-time

Enterprise Fund Type

Aviation	21	3	20	2	20	2	20	2
Public Transportation(Transit)	70	25	69	25	69	25	69	25
Solid Waste Management	21	-	21	-	22	-	22	-
Willow Point Nursing Home	300	101	299	102	306	102	305	104
Enterprise Fund Type Total	<b>412</b>	<b>129</b>	<b>409</b>	<b>129</b>	<b>417</b>	<b>129</b>	<b>416</b>	<b>131</b>

Internal Service Fund Type

Central Food and Nutrition Services	22	20	22	19	22	18	23	18
Fleet Management	4	-	4	-	3	-	3	-
Risk & Insurance	6	-	6	-	6	-	6	-
Internal Services Fund Type Total	<b>32</b>	<b>20</b>	<b>32</b>	<b>19</b>	<b>31</b>	<b>18</b>	<b>32</b>	<b>18</b>

Special Revenue Fund Type

Library	17	11	15	10	15	10	15	10
County Highway	72	-	72	-	72	-	72	-
Floyd L. Maines Veterans' Memorial Arena	5	2	5	2	5	2	5	2
Enjoie Golf Course	2	-	2	-	2	-	2	-
Special Revenue Fund Type Total	<b>96</b>	<b>13</b>	<b>94</b>	<b>12</b>	<b>94</b>	<b>12</b>	<b>94</b>	<b>12</b>

Total Positions - Full-time Part-time by Year	<b>1,526</b>	<b>237</b>	<b>1,516</b>	<b>225</b>	<b>1,541</b>	<b>223</b>	<b>1,533</b>	<b>226</b>
---	--------------	------------	--------------	------------	--------------	------------	--------------	------------

Total Positions by Year	<u><b>1,763</b></u>	<u><b>1,741</b></u>	<u><b>1,764</b></u>	<u><b>1,759</b></u>
-------------------------	---------------------	---------------------	---------------------	---------------------



## Financial Summaries

# Broome County Government

## Appropriation by Character

Report: BP060

Type: EXPENSE

Budget Yr: 2016

Character	Character Title	2014 Actuals	2015 Budget	2015 Actuals as of 8/26/2015	2016 Budget Requested	2016 Budget Recommended
0000010	Personnel Service	80,736,786	78,670,218	48,050,122	80,691,449	78,062,974
0000020	Equipment and Capital Outlay	335,372	851,128	697,501	325,104	298,454
0000040	Contractual Expenditures	302,072,412	205,004,770	120,389,746	200,628,212	201,422,208
0000041	Chargeback Expenses	15,568,737	14,356,320	5,656,836	14,785,368	14,656,123
0000042	Depreciation	10,065,746	0	0	0	0
0000060	Principal on Indebtedness	7,448,605	13,692,732	8,999,716	15,823,134	15,823,134
0000070	Interest on Indebtedness	3,603,617	3,727,127	2,199,811	4,224,772	4,224,772
0000080	Employee Benefits	57,304,395	51,692,713	30,375,358	51,737,957	50,632,779
0000090	Transfers	13,442,346	15,614,715	15,212,419	15,352,554	15,292,554
0000091	Unused Residual Equity	-4,568	0	0	0	0
<b>Grand Totals</b>		<b>490,573,448</b>	<b>383,609,723</b>	<b>231,581,509</b>	<b>383,568,550</b>	<b>380,412,998</b>

# Broome County Government

## Revenue by Character

Report: BP160

Type: REVENUE

Budget Yr: 2016

Character	Character Title	2014 Actuals	2015 Budget	2015 Actuals as of 8/26/2015	2016 Budget Requested	2016 Budget Recommended
0000001	Tax Items	195,171,092	155,436,654	114,773,027	160,044,777	160,044,777
0000002	Departmental Income	108,709,182	107,692,835	64,766,331	110,541,225	109,719,456
0000003	Use of Money	823,906	717,898	280,626	558,132	558,076
0000004	Licenses and Permits	113,961	120,700	87,506	124,200	124,200
0000005	Fines and Forfeitures	370,807	355,500	197,242	345,000	345,000
0000006	Sale of Prop and Comp for Loss	153,751	205,645	66,833	126,120	276,120
0000007	Misc Interfund Revenues	33,881,174	24,328,337	17,560,136	24,194,899	23,268,155
0000008	State Aid	33,019,829	30,366,171	16,563,755	31,366,116	31,366,116
0000009	Federal Aid	112,745,452	51,548,799	23,759,935	51,752,054	51,752,054
<b>Grand Totals</b>		<b>484,989,154</b>	<b>370,772,539</b>	<b>238,055,391</b>	<b>379,052,523</b>	<b>377,453,954</b>

Report ID: BCBP064  
 Budget Yr: 2016

Broome County Government  
 APPROPRIATION SUMMARY BY DEPARTMENT

DEPARTMENT	DEPARTMENT TITLE	2014 ACTUALS	2015 BUDGET	2015	2016	2016
				YTD ACTUALS AS OF 08/26/2015	BUDGET REQUESTED	BUDGET RECOMMENDED
01	Audit and Control	3,428,031	3,275,432	2,230,489	3,248,759	3,248,759
02	Central Foods	4,591,419	4,334,477	2,263,250	4,606,209	4,546,992
03	Coroners	442,854	429,176	315,005	473,719	473,719
04	County Clerk	2,223,843	2,232,169	1,294,113	2,069,417	2,044,827
05	County Executive	684,127	692,175	428,820	688,941	688,941
06	District Attorney	2,989,007	3,076,904	1,907,526	3,473,715	3,196,622
07	Elections	1,307,890	1,239,995	559,960	1,810,417	1,532,094
09	Fleet Management	1,178,302	1,391,889	421,342	1,403,503	1,403,503
10	Information Technology	5,689,024	5,620,879	3,579,902	6,612,634	6,524,634
11	Law	2,056,583	2,186,250	1,310,944	2,228,034	2,224,324
12	Legislative	689,452	706,901	410,432	703,471	703,471
13	Personnel	800,655	835,597	516,899	837,131	836,761
14	Public Defender	1,798,846	1,928,581	1,157,683	1,961,274	1,932,017
15	Public Works	7,297,586	7,502,508	4,621,188	7,275,631	7,305,631
16	Purchasing	295,860	303,748	189,030	306,252	306,252
17	Real Property Tax Services	995,117	1,046,799	673,305	966,201	966,201
18	Risk and Insurance	59,200,021	55,449,290	29,728,676	55,191,241	55,191,241
20	Emergency Services	5,019,263	4,692,215	2,872,442	4,859,490	4,734,355
21	Probation	3,967,935	4,100,965	2,377,741	4,240,767	4,003,528
22	Security	3,401,547	3,687,039	2,052,177	3,542,093	3,542,093
23	Sheriff	32,211,574	34,212,092	19,494,840	34,666,393	34,183,661
24	STOP DWI	583,460	364,485	178,668	370,000	370,000
25	Health	15,029,258	13,796,208	7,053,105	13,652,697	13,652,697
26	Mental Health	2,545,325	1,731,082	789,615	1,277,083	1,277,083
27	Willow Point	30,230,276	29,562,008	15,194,444	30,832,020	29,904,762
28	Aviation	7,961,921	4,182,604	1,976,818	4,010,476	4,010,476
29	Highway	10,735,042	9,832,797	7,480,292	10,344,970	10,344,970
30	Road Machinery	2,557,146	2,664,234	1,823,561	2,753,359	2,753,359
31	Public Transportation	13,565,225	12,755,672	6,367,538	12,095,250	12,095,250
33	Employment & Training	148,320	0	0	0	0
34	Office for Aging	2,051,730	1,822,601	1,470,981	1,753,186	1,693,186
35	Social Services	172,529,322	121,701,722	73,381,278	117,283,986	116,788,962
36	Veterans Services	401,667	518,788	277,144	424,086	424,086
37	Planning and Econ Development	796,919	816,919	501,131	895,473	811,973
38	Solid Waste Management	16,066,862	10,080,293	3,202,867	10,212,894	10,212,894
39	Arena	1,744,761	1,679,036	1,072,773	1,627,104	1,627,104
40	County Library	2,011,193	1,996,762	1,114,369	1,997,090	1,997,090
41	En Joie Golf Course	931,988	952,028	618,340	943,765	943,765
42	Forum	131,280	163,010	83,688	163,347	163,347
43	Parks and Recreation	2,652,797	2,619,570	1,493,089	2,562,271	2,562,271
45	Office of Management & Budget	43,543,375	1,186,984	666,616	1,149,876	1,100,410
46	Office of Energy Development	159,153	108,888	35,607	0	0
90	Special Objects	9,030,421	5,531,145	8,219,666	6,845,142	6,880,504
91	Debt Service (General Fund)	4,016,309	7,237,685	6,814,034	8,162,487	8,162,487
92	Interfund Transfers	10,880,762	13,360,121	13,360,121	13,046,696	13,046,696
		<b>490,573,448</b>	<b>383,609,723</b>	<b>231,581,509</b>	<b>383,568,550</b>	<b>380,412,998</b>

Report ID: BCBP164  
Budget Yr: 2016

Broome County Government  
REVENUE SUMMARY BY DEPARTMENT

DEPARTMENT	DEPARTMENT TITLE	2014 ACTUALS	2015 BUDGET	2015	2016	2016
				YTD ACTUALS AS OF 08/26/2015	BUDGET REQUESTED	BUDGET RECOMMENDED
01	Audit and Control	273,383	180,000	33,288	55,000	55,000
02	Central Foods	4,732,605	4,542,806	2,106,758	4,813,618	4,546,992
04	County Clerk	3,698,220	3,762,062	1,952,293	3,542,178	3,542,178
05	County Executive	3,134,354	1,889,861	0	1,701,420	1,701,420
06	District Attorney	322,677	279,939	107,718	263,189	263,189
07	Elections	596,449	428,115	428,118	914,235	669,821
09	Fleet Management	1,175,516	1,284,750	836,583	1,203,054	1,203,054
10	Information Technology	2,325,562	2,574,959	949,489	2,758,327	2,758,327
11	Law	1,240,432	1,381,523	503,856	1,411,448	1,407,738
12	Legislative	1,199	1,800	282	1,000	1,000
13	Personnel	87,390	110,892	7,154	115,497	115,497
14	Public Defender	5,759	22,200	13,412	35,800	35,800
15	Public Works	1,345,319	1,359,324	722,307	1,365,246	1,365,246
16	Purchasing	3,712	1,500	1,925	0	0
17	Real Property Tax Services	1,858,785	1,554,376	1,344,491	1,662,000	1,662,000
18	Risk and Insurance	52,231,510	52,262,765	33,579,362	52,450,406	52,450,406
20	Emergency Services	1,031,503	990,892	527,013	958,655	958,655
21	Probation	454,426	511,284	158,721	511,641	511,641
22	Security	2,833,739	2,734,080	1,370,363	2,661,122	2,661,122
23	Sheriff	1,710,753	1,133,076	883,695	1,388,636	1,315,436
24	STOP DWI	513,454	361,000	185,377	370,000	370,000
25	Health	7,922,071	6,808,817	5,368,886	6,882,137	6,882,137
26	Mental Health	1,224,419	512,958	158,132	265,705	265,705
27	Willow Point	37,749,741	29,388,539	13,530,796	30,831,881	29,904,762
28	Aviation	7,776,648	4,177,563	2,309,694	4,010,476	4,010,476
29	Highway	9,829,081	9,717,556	7,690,117	10,344,970	10,344,970
30	Road Machinery	2,281,589	2,663,271	2,567,283	2,753,359	2,753,359
31	Public Transportation	15,577,456	12,694,134	4,939,876	12,095,250	12,095,250
32	CASA	190	0	0	0	0
33	Employment & Training	153,477	0	217	0	0
34	Office for Aging	922,667	1,128,424	680,675	1,136,384	1,136,384
35	Social Services	109,333,736	54,780,900	29,838,638	56,071,093	56,071,093
36	Veterans Services	404,286	518,413	501,001	424,086	424,086
37	Planning and Econ Development	-36,016	26,840	11,502	105,340	21,840
38	Solid Waste Management	11,106,655	9,641,359	5,963,851	10,187,954	10,187,954
39	Arena	1,848,609	1,679,036	1,236,732	1,627,104	1,627,104
40	County Library	1,825,385	1,996,263	1,781,091	1,997,090	1,997,090
41	En Joie Golf Course	1,002,451	954,946	600,678	950,945	950,945
42	Forum	111,375	163,010	122,176	163,347	163,347
43	Parks and Recreation	377,987	462,996	122,302	469,267	469,267
45	Office of Management & Budget	193,890,564	153,271,478	113,328,110	157,795,777	157,795,777
46	Office of Energy Development	50,000	108,658	0	0	0
90	Special Objects	1,841,470	1,824,742	775,262	1,863,600	1,863,600
91	Debt Service (General Fund)	136,823	885,432	815,206	894,286	894,286
92	Interfund Transfers	81,743	0	961	0	0
		<b>484,989,154</b>	<b>370,772,539</b>	<b>238,055,391</b>	<b>379,052,523</b>	<b>377,453,954</b>

## Broome County Government Appropriation by Subfund

Report: BP042 Type: EXPENSE

Budget Yr : 2016

Subfund	Subfund Title	2014 Actuals	2015 Budget	2015 Actuals as of 8/26/2015	2016 Requested	2016 Recommended
1010	General Operating	339,650,972	248,728,633	160,317,239	247,550,669	245,381,592
2010	Aviation Operating	7,961,921	4,182,604	1,976,818	4,010,476	4,010,476
2020	SWM Operating	16,066,862	10,080,293	3,202,867	10,212,894	10,212,894
2040	Transit Operating	13,565,225	12,755,672	6,367,538	12,095,250	12,095,250
2050	WPNH Operating	30,230,276	29,562,008	15,194,444	30,832,020	29,904,762
2060	Central Kitchen Operating	4,591,419	4,334,477	2,263,250	4,606,209	4,546,992
2070	Fleet Operating	1,178,302	1,391,889	421,342	1,403,503	1,403,503
2080	Health Insurance Operating	45,273,615	49,590,607	27,351,170	49,319,729	49,319,729
2090	Self Insurance Operating	1,683,064	2,121,261	640,328	2,131,655	2,131,655
2100	Workers Comp Operating	12,082,348	3,737,422	1,737,178	3,739,857	3,739,857
2110	Unemployment Insurance Oper.	160,994	0	0	0	0
3110	Arena Operating	1,744,761	1,679,036	1,072,773	1,627,104	1,627,104
3120	County Road Operating	10,735,042	9,832,797	7,480,292	10,344,970	10,344,970
3130	Employment & Training Operatin	148,320	0	0	0	0
3140	EnJoie Operating	931,988	952,028	618,340	943,765	943,765
3150	Library Operating	2,011,193	1,996,762	1,114,369	1,997,090	1,997,090
3160	Road Machinery Operating	2,557,146	2,664,234	1,823,561	2,753,359	2,753,359
Grand Totals		490,573,448	383,609,723	231,581,509	383,568,550	380,412,998

## Broome County Government

### Revenue by Subfund

Report: BP142 Type: REVENUE

Budget Yr : 2016

Subfund	Subfund Title	2014 Actuals	2015 Budget	2015 Actuals as of 8/26/2015	2016 Requested	2016 Recommended
1010	General Operating	337,698,431	239,769,551	160,912,353	245,786,416	245,381,592
2010	Aviation Operating	7,776,648	4,177,563	2,309,694	4,010,476	4,010,476
2020	SWM Operating	11,106,655	9,641,359	5,963,851	10,187,954	10,187,954
2040	Transit Operating	15,577,456	12,694,134	4,939,876	12,095,250	12,095,250
2050	WPNH Operating	37,749,741	29,388,539	13,530,796	30,831,881	29,904,762
2060	Central Kitchen Operating	4,732,605	4,542,806	2,106,758	4,813,618	4,546,992
2070	Fleet Operating	1,175,516	1,284,750	836,583	1,203,054	1,203,054
2080	Health Insurance Operating	46,864,712	46,404,082	30,607,145	46,578,894	46,578,894
2090	Self Insurance Operating	1,638,060	2,121,261	727,006	2,131,655	2,131,655
2100	Workers Comp Operating	3,567,654	3,737,422	2,245,211	3,739,857	3,739,857
2110	Unemployment Insurance Oper.	161,084	0	0	0	0
3110	Arena Operating	1,848,609	1,679,036	1,236,732	1,627,104	1,627,104
3120	County Road Operating	9,829,081	9,717,556	7,690,117	10,344,970	10,344,970
3130	Employment & Training Operatin	153,477	0	217	0	0
3140	EnJoie Operating	1,002,451	954,946	600,678	950,945	950,945
3150	Library Operating	1,825,385	1,996,263	1,781,091	1,997,090	1,997,090
3160	Road Machinery Operating	2,281,589	2,663,271	2,567,283	2,753,359	2,753,359
<b>Grand Totals</b>		<b>484,989,154</b>	<b>370,772,539</b>	<b>238,055,391</b>	<b>379,052,523</b>	<b>377,453,954</b>

Report ID: BCBP070  
 Budget Yr: 2016

Broome County Government  
 APPROPRIATION SUMMARY BY FUNCTION

FUNCTION	FUNCTION TITLE	2014 ACTUALS	2015 BUDGET	2015 YTD ACTUALS AS OF 08/26/2015	2016 BUDGET REQUESTED	2016 BUDGET RECOMMENDED
00000001	General Government Function	139,038,087	93,401,229	52,180,329	94,982,846	94,202,820
00000002	Education Function	15,492,043	16,295,782	11,697,749	16,379,025	16,379,025
00000003	Public Safety Function	45,193,709	47,066,796	26,980,028	47,688,743	46,843,637
00000004	Health Function	40,141,309	36,597,292	18,711,543	37,351,127	36,423,869
00000005	Transportation Function	34,819,334	29,435,307	17,648,209	29,204,055	29,204,055
00000006	Economic Assistance and Opp	175,850,401	125,205,627	75,624,125	120,613,371	120,058,347
00000007	Home and Community Svcs	17,022,934	11,006,100	3,739,605	11,108,367	11,024,867
00000008	Culture and Community Services	7,937,682	7,876,069	4,744,816	7,760,630	7,759,240
00000099	Unallocated Function	15,077,949	16,725,521	20,255,105	18,480,386	18,517,138
		<b>490,573,448</b>	<b>383,609,723</b>	<b>231,581,509</b>	<b>383,568,550</b>	<b>380,412,998</b>



Report ID: BCBP170  
Budget Yr: 2016

Broome County Government  
REVENUE SUMMARY BY FUNCTION

FUNCTION	FUNCTION TITLE	2014 ACTUALS	2015 BUDGET	2015 YTD ACTUALS AS OF 08/26/2015	2016 BUDGET REQUESTED	2016 BUDGET RECOMMENDED
00000001	General Government Function	266,881,460	224,866,950	155,881,977	230,046,795	229,532,045
00000002	Education Function	3,514,829	4,707,204	4,170,916	4,803,604	4,803,604
00000003	Public Safety Function	6,543,875	5,730,332	3,125,169	5,890,054	5,816,854
00000004	Health Function	43,381,402	32,003,110	14,886,898	33,176,119	32,249,000
00000005	Transportation Function	35,464,774	29,252,524	17,506,970	29,204,055	29,204,055
00000006	Economic Assistance and Opp	111,967,274	57,569,422	31,518,905	58,796,563	58,796,563
00000007	Home and Community Svcs	11,120,639	9,776,857	5,975,353	10,293,294	10,209,794
00000008	Culture and Community Services	5,165,807	5,256,251	3,862,979	5,207,753	5,207,753
00000099	Unallocated Function	949,094	1,609,889	1,126,224	1,634,286	1,634,286
		<b>484,989,154</b>	<b>370,772,539</b>	<b>238,055,391</b>	<b>379,052,523</b>	<b>377,453,954</b>

## Historical Tax Levy

## HISTORICAL TAX LEVY / RATES

YEAR	COUNTY TAX LEVY	COUNTY TAXABLE ASSESSED VALUE	FULL VALUE	TAX RATE PER 1000	FULL VALUE TAX RATE
1983	14,383,543	496,064,929	2,977,959,026	28.995283	4.83000
1984	15,750,734	500,500,135	2,999,108,269	31.469990	5.25181
1985	16,741,000	507,362,527	3,111,190,865	32.996130	5.38090
1986	19,422,860	512,121,910	3,318,704,840	37.926243	5.85254
1987	22,103,593	525,258,814	3,523,940,038	42.081337	6.27241
1988	28,879,709	539,735,218	3,893,090,676	53.507177	7.41820
1989	30,317,677	554,862,377	4,209,937,950	54.639994	7.20145
1990	43,712,596	563,482,065	4,889,787,284	77.575843	8.93957
1991	43,755,573	566,072,704	5,521,813,003	77.300000	7.92413
1992	40,791,901	560,602,191	5,834,987,050	72.760000	6.99092
1993	40,791,901	561,953,086	7,174,960,391	72.589513	5.68531
1994	39,650,691	3,822,490,093	7,153,261,011	10.373000	5.54302
1995	43,576,188	3,778,396,235	6,728,670,219	11.532985	6.47620
1996	42,602,336	3,755,912,650	6,673,999,187	11.342739	6.38333
1997	41,140,835	3,693,525,069	6,625,071,798	11.138637	6.20987
1998	38,865,664	3,620,216,875	6,518,537,857	10.735728	5.96233
1999	37,745,365	3,604,640,914	5,739,871,863	10.582773	6.57599
2000	37,182,608	3,517,335,943	5,744,826,235	10.571242	6.47236
2001	36,777,199	3,519,624,466	5,928,970,906	10.449183	6.20296
2002	36,709,717	3,549,699,395	6,120,595,205	10.341641	5.99774
2003	46,764,650	3,578,389,676	6,623,303,776	13.068630	7.06062
2004	51,282,493	3,590,168,635	6,589,906,744	14.284146	7.78198
2005	51,263,059	3,619,869,899	6,881,481,919	14.161575	7.44942
2006	53,277,881	3,601,928,784	6,998,440,377	14.791487	7.61282
2007	55,301,343	3,623,898,760	7,388,569,323	15.260179	7.48472
2008	58,326,387	3,642,795,622	8,363,852,580	16.011435	6.81912
2009	60,340,186	3,676,914,823	9,256,213,918	16.410548	6.51888
2010	64,331,918	5,474,666,923	9,997,585,274	11.750837	6.43475
2011	67,918,995	5,485,197,941	10,001,025,665	12.382232	6.79120
2012	67,906,109	5,511,599,459	9,732,723,098	12.320581	6.97709
2013	67,906,109	5,549,707,486	9,374,314,876	12.235980	7.24385
2014	69,110,223	5,641,855,640	9,526,116,510	12.249555	7.25482
2015	70,833,114	5,639,939,495	9,527,423,490	12.559197	7.43466
2016	72,398,799	5,654,778,512	9,763,422,443	12.803118	7.41531

## Property Tax Levy by Municipality

BROOME COUNTY  
2016 RECOMMENDED TAX LEVY BY MUNICIPALITY

MUNICIPALITY	2015 Equal RATE	COUNTY TAXABLE ADJUSTED DISTRIBUTED	2016 FULL VALUE	FULL VALUE AS PERCENT	COUNTY LEVY	COUNTY TAXABLE	2016 TAX RATE PER \$1000
CITY OF BINGHAMTON	83.00	1,222,468,730	\$1,472,853,892	15.085426%	\$10,921,668	1,222,420,630	\$8.934460
TOWN OF BARKER	100.00	139,532,139	\$139,532,139	1.429131%	\$1,034,674	139,524,589	\$7.415711
TOWN OF BINGHAMTON	66.50	220,132,814	\$331,026,788	3.390479%	\$2,454,666	220,128,414	\$11.151064
TOWN OF CHENANGO	70.00	484,366,594	\$691,952,277	7.087190%	\$5,131,040	484,337,644	\$10.593932
TOWN OF COLESVILLE	8.20	19,489,976	\$237,682,634	2.434419%	\$1,762,490	19,460,176	\$90.569068
TOWN OF CONKLIN	65.10	171,051,612	\$262,752,092	2.691188%	\$1,948,388	171,045,712	\$11.391037
TOWN OF DICKINSON	72.50	153,740,845	\$212,056,338	2.171947%	\$1,572,463	153,734,495	\$10.228433
TOWN OF FENTON	65.80	195,345,381	\$296,877,479	3.040711%	\$2,201,438	195,337,881	\$11.269898
TOWN OF KIRKWOOD	76.50	274,683,530	\$359,063,438	3.677639%	\$2,662,567	274,677,700	\$9.693423
TOWN OF LISLE	100.00	105,017,532	\$105,017,532	1.075622%	\$778,737	105,017,532	\$7.415305
TOWN OF MAINE	64.00	160,851,134	\$251,329,897	2.574199%	\$1,863,689	160,833,884	\$11.587664
TOWN OF NANTICOKE	57.50	40,483,440	\$70,405,983	0.721120%	\$522,082	40,480,440	\$12.897142
TOWN OF SANFORD	58.50	161,265,701	\$275,667,865	2.823476%	\$2,044,162	161,245,727	\$12.677310
TOWN OF TRIANGLE	100.00	134,957,161	\$134,957,161	1.382273%	\$1,000,749	134,957,161	\$7.415309
TOWN OF UNION	4.27	117,836,137	\$2,759,628,501	28.264971%	\$20,463,500	116,909,807	\$175.036642
TOWN OF VESTAL	100.00	1,814,483,888	\$1,814,483,888	18.584507%	\$13,454,961	1,814,461,388	\$7.415402
TOWN OF WINDSOR	69.00	240,212,832	\$348,134,539	3.565702%	\$2,581,525	240,205,332	\$10.747159
2016 TOTALS	57.93%	\$5,655,919,446	\$9,763,422,443	100.000000%	\$72,398,799	\$5,654,778,512	\$12.803118

# Property Tax Exemption Summary



## Consolidated County Fees





## 2016 Broome County Forum

Rental Rates	Non-Profit Rates
Day 1 \$ 1,500.00	First show of day \$ 1,000.00
Day 2 \$ 1,300.00	Second show of day \$ 500.00
Day 3+ \$ 1,000.00 additional per day	All other fees apply
2 shows in a day \$ 700.00 additional	
	Contractual Expenses
Rehearsal day \$ 250.00 5 hours	Local I.A.T.S.E. #54 Building setups
\$ 75.00 per hour over 5	show move-in/move out
	show setup
10 or more performances will have the fee for second show of day waived	performances
Reduced Weekday (Monday through Thursday)	Police \$ 30.00 per hour
Day 1 \$ 1,500.00	T-Shirt Security \$ 20.00 per hour
Day 2 \$ 1,000.00	
Day 3+ \$ 700.00	Concessions Food Consultants Inc.
More than 3 day show \$ 700.00 additional per day	American Food & Vending
	Event Staff \$ 11.00 per hour
User Fees	Event Staff Supervisor \$ 13.50 per hour
Spotlights (Lycian 1279) \$ 125.00 Each, per show	
Internet \$ 125.00 per day	
Phone Lines \$ 50.00 per line, per day	
Tables \$ 5.00 per table, per event	
Pipe & Drape \$ 3.00 per linear foot	
Contract/Legal Fee \$ 100.00	
Box Office Fees	
Box Office Usage \$ 300.00 per run max	
Day of show sellers \$ 75.00 per seller	
Ticket Master Charges	
Box Office \$ 0.08 per ticket	
Remotes \$ 0.15 per ticket	
Phone 3.25% subject to inter-bank rate changes	
Box Office Window 4% subject to inter-bank rate changes	

## 2016 Parks and Recreation Fees

<u>Camping</u>	<u>Greenwood</u>		
Non-electric	\$20		
Electric	\$25		
Reservation Fee (1 time per site/per stay)	\$5		
Seasonal Rate (Memorial Day-Labor Day), Limit 5 sites/season	\$1,900		
 <u>Shelters</u>			
Weekdays	\$30.00		
Weekends/Holidays	\$90.00		
 <u>Boat Rentals</u>	<u>Deposit</u>	<u>Hourly Rate</u>	<u>Daily Rate</u>
Canoes, Rowboats	\$10	\$5	\$20
Paddleboats, Kayaks	\$10	\$8	N/A
Sailboats	\$10	\$8	\$30
Senior Citizen & Veteran Discount Rowboats (62 yrs +, Mon-Fri, no holidays)	\$5	\$3	\$10
 <u>Cross Country Skiing</u>			
Rental per hour (skis & snowshoes)	\$5		
Trail fee per day (non-renters)	\$5		
Season pass	\$35		
 <u>Ground Rentals</u>			
Softball/Baseball/Soccer	\$15		
Volleyball	\$10		

En-Joie Golf Fees  
2016

Membership

Adult Membership		\$	1,500
Husband and Wife		\$	2,150
Seniors – over 62		\$	1,350
Seniors: Husband/Wife over 62		\$	1,900
Intermediate (19-24)		\$	1,050
Junior (under 18)		\$	575

Daily Fee

Adult	Monday thru Thursday	\$	35
Adult	Monday thru Thursday w/cart	\$	49
Senior	Monday thru Thursday	\$	31
Senior	Monday thru Thursday w/cart	\$	45
Junior	Monday thru Thursday	\$	26
Junior	Monday thru Thursday w/cart	\$	40
Twilight Rate	Monday-Friday after 4:00 pm	\$	40

Weekend

Adult	Friday with cart	\$	56
Adult	Sat, Sun & Holiday with cart	\$	64
Senior	Friday with cart	\$	52
Senior	Sat, Sun & Holiday with cart	\$	60
Junior	Friday with cart*	\$	44
Junior	Sat, Sun & Holiday with cart*	\$	48
Twilight Rate	Sat, Sun & Holidays after 3:00 pm	\$	45

\*Drivers License Required

Miscellaneous

Cart per person – daily		\$	14
-------------------------	--	----	----

Tee Time may be made seven (7) days in advance.

Riding carts mandatory Friday, Saturday, Sunday and Holidays until 1:00 pm.

Frequent Play Cards 8 (eight) rounds

Weekdays cart NOT included	\$	245
Weekends	\$	440

Seniors - Weekends	\$	410
Seniors - Weekdays cart NOT included	\$	220
Locker Fee	\$	50
Club Storage	\$	50
Handicaps	\$	25

Pre-paid discount Cart Cards will be made available to Members at a reduced rate!  
9 hole rates available

## 2016 Office of Management & Budget

### Town & County Unpaid Taxes

<u>Property Taxes-Town and County</u>	Interest	1% per month	February 1 and later
	Handling Charge	\$1.00 each tax parcel unpaid at town collector	April
	Late Charge	5% of original tax unpaid at town collector	April
	Advertising Fee	\$7.00 each tax parcel published as unpaid	August
	Title Search Fee	\$150 each tax parcel researched for foreclosure	November
	Redemption Fee	\$1 each parcel filed as in the foreclosure action	November
<u>Property Taxes-Town and County-School Tax Relevy</u>	Relevy Fee	7% of original tax and school district late fee	
<u>Property Taxes-Town and County-Village Tax Relevy</u>	Relevy Fee	7% of original tax and school district late fee	
	Handling Charge	\$1.00 each tax parcel unpaid at village collector	
<u>Tax Search Certificates</u>		\$20.00	

## 2016 County Clerk Fee Schedule

Business Certificates Partnership or Individual	Real Estate	Searches																																										
<table border="0" style="width: 100%;"> <tr> <td style="width: 80%;">Form</td> <td style="text-align: right;">\$ 1</td> </tr> <tr> <td>File certificate</td> <td style="text-align: right;">\$ 25</td> </tr> <tr> <td>File amended certificate</td> <td style="text-align: right;">\$ 25</td> </tr> <tr> <td>File discontinuance no fee</td> <td></td> </tr> <tr> <td>Certify a prepared copy</td> <td style="text-align: right;">\$ 5</td> </tr> </table>	Form	\$ 1	File certificate	\$ 25	File amended certificate	\$ 25	File discontinuance no fee		Certify a prepared copy	\$ 5	<table border="0" style="width: 100%;"> <tr> <td colspan="2">Leases, Easements, Power of Attorney</td> </tr> <tr> <td colspan="2">Release of lien of estate tax:</td> </tr> <tr> <td>Record</td> <td style="text-align: right;">\$ 45</td> </tr> <tr> <td colspan="2">Plus \$5.00/per printed side of each page</td> </tr> <tr> <td colspan="2">Plus 50 cents per notation</td> </tr> <tr> <td colspan="2">Transfer Tax Affidavit (TP584)</td> </tr> <tr> <td>One original One copy</td> <td style="text-align: right;">\$ 10</td> </tr> <tr> <td colspan="2">Real Property Transfer Report (RP5217)</td> </tr> <tr> <td>Residential</td> <td style="text-align: right;">\$ 125</td> </tr> <tr> <td>All others</td> <td style="text-align: right;">\$ 250</td> </tr> <tr> <td>Small Claims assessment review</td> <td style="text-align: right;">\$ 30</td> </tr> <tr> <td>Miscellaneous filing</td> <td style="text-align: right;">\$ 5</td> </tr> </table>	Leases, Easements, Power of Attorney		Release of lien of estate tax:		Record	\$ 45	Plus \$5.00/per printed side of each page		Plus 50 cents per notation		Transfer Tax Affidavit (TP584)		One original One copy	\$ 10	Real Property Transfer Report (RP5217)		Residential	\$ 125	All others	\$ 250	Small Claims assessment review	\$ 30	Miscellaneous filing	\$ 5	<table border="0" style="width: 100%;"> <tr> <td style="width: 80%;">Each two year period</td> <td style="text-align: right;">\$ 5</td> </tr> <tr> <td colspan="2">Per name/Per category</td> </tr> <tr> <td colspan="2">Ex. Deed, mortgage, DBA</td> </tr> </table>	Each two year period	\$ 5	Per name/Per category		Ex. Deed, mortgage, DBA			
Form	\$ 1																																											
File certificate	\$ 25																																											
File amended certificate	\$ 25																																											
File discontinuance no fee																																												
Certify a prepared copy	\$ 5																																											
Leases, Easements, Power of Attorney																																												
Release of lien of estate tax:																																												
Record	\$ 45																																											
Plus \$5.00/per printed side of each page																																												
Plus 50 cents per notation																																												
Transfer Tax Affidavit (TP584)																																												
One original One copy	\$ 10																																											
Real Property Transfer Report (RP5217)																																												
Residential	\$ 125																																											
All others	\$ 250																																											
Small Claims assessment review	\$ 30																																											
Miscellaneous filing	\$ 5																																											
Each two year period	\$ 5																																											
Per name/Per category																																												
Ex. Deed, mortgage, DBA																																												
Certification of Document	Liens	Passports																																										
<table border="0" style="width: 100%;"> <tr> <td style="width: 80%;">Other than cover by special law</td> <td style="text-align: right;">\$ 5</td> </tr> </table>	Other than cover by special law	\$ 5	<table border="0" style="width: 100%;"> <tr> <td colspan="2">Attachment (notice of) –</td> </tr> <tr> <td>File and record</td> <td style="text-align: right;">\$ 20</td> </tr> <tr> <td colspan="2">Cancel no fee</td> </tr> <tr> <td colspan="2">Building and Loan Agreement</td> </tr> <tr> <td>File original or amendment</td> <td style="text-align: right;">\$ 25</td> </tr> <tr> <td colspan="2">Discharge no fee</td> </tr> <tr> <td>Common Charge Lien, filing</td> <td style="text-align: right;">\$ 5</td> </tr> <tr> <td colspan="2">Crime Victim Lien no fee</td> </tr> <tr> <td colspan="2">State Tax Lien no fee</td> </tr> <tr> <td>Federal Tax Lien</td> <td style="text-align: right;">\$ 40</td> </tr> <tr> <td colspan="2">Hospital Lien no fee</td> </tr> <tr> <td>Lis Pendens</td> <td style="text-align: right;">\$ 45</td> </tr> <tr> <td colspan="2">Plus .50 per notation</td> </tr> <tr> <td>Mechanics Lien</td> <td></td> </tr> <tr> <td>Filing</td> <td style="text-align: right;">\$ 15</td> </tr> <tr> <td colspan="2">Discharge no fee</td> </tr> <tr> <td>Affidavit of service</td> <td style="text-align: right;">\$ 5</td> </tr> <tr> <td>Notice of Lending Filing</td> <td style="text-align: right;">\$ 15</td> </tr> </table>	Attachment (notice of) –		File and record	\$ 20	Cancel no fee		Building and Loan Agreement		File original or amendment	\$ 25	Discharge no fee		Common Charge Lien, filing	\$ 5	Crime Victim Lien no fee		State Tax Lien no fee		Federal Tax Lien	\$ 40	Hospital Lien no fee		Lis Pendens	\$ 45	Plus .50 per notation		Mechanics Lien		Filing	\$ 15	Discharge no fee		Affidavit of service	\$ 5	Notice of Lending Filing	\$ 15	<table border="0" style="width: 100%;"> <tr> <td style="width: 80%;">Passport</td> <td style="text-align: right;">\$ 25</td> </tr> <tr> <td>Photos 7.00 – photo service available @ Clerk's Office</td> <td style="text-align: right;">\$ 10</td> </tr> </table>	Passport	\$ 25	Photos 7.00 – photo service available @ Clerk's Office	\$ 10
Other than cover by special law	\$ 5																																											
Attachment (notice of) –																																												
File and record	\$ 20																																											
Cancel no fee																																												
Building and Loan Agreement																																												
File original or amendment	\$ 25																																											
Discharge no fee																																												
Common Charge Lien, filing	\$ 5																																											
Crime Victim Lien no fee																																												
State Tax Lien no fee																																												
Federal Tax Lien	\$ 40																																											
Hospital Lien no fee																																												
Lis Pendens	\$ 45																																											
Plus .50 per notation																																												
Mechanics Lien																																												
Filing	\$ 15																																											
Discharge no fee																																												
Affidavit of service	\$ 5																																											
Notice of Lending Filing	\$ 15																																											
Passport	\$ 25																																											
Photos 7.00 – photo service available @ Clerk's Office	\$ 10																																											
Uniform Commercial Code		Fax Documents																																										
<table border="0" style="width: 100%;"> <tr> <td style="width: 80%;">UCC-1 Original Financing Statement with Addendum</td> <td style="text-align: right;">\$ 40</td> </tr> <tr> <td>UCC-3 Amendment – Continue, Assign or Terminate</td> <td></td> </tr> <tr> <td>with Addendum</td> <td style="text-align: right;">\$ 40</td> </tr> <tr> <td>UCC-11</td> <td></td> </tr> <tr> <td>Written search request</td> <td style="text-align: right;">\$ 25</td> </tr> <tr> <td>Copies/per document</td> <td style="text-align: right;">\$ 5</td> </tr> </table>	UCC-1 Original Financing Statement with Addendum	\$ 40	UCC-3 Amendment – Continue, Assign or Terminate		with Addendum	\$ 40	UCC-11		Written search request	\$ 25	Copies/per document	\$ 5		<table border="0" style="width: 100%;"> <tr> <td style="width: 80%;">Per page 1.00</td> <td style="text-align: right;">\$ 1</td> </tr> </table>	Per page 1.00	\$ 1																												
UCC-1 Original Financing Statement with Addendum	\$ 40																																											
UCC-3 Amendment – Continue, Assign or Terminate																																												
with Addendum	\$ 40																																											
UCC-11																																												
Written search request	\$ 25																																											
Copies/per document	\$ 5																																											
Per page 1.00	\$ 1																																											
		Copies																																										
		<table border="0" style="width: 100%;"> <tr> <td style="width: 40%;">Of recorded and filed documents</td> <td style="width: 40%;"></td> <td style="text-align: right;">To file no fee</td> </tr> <tr> <td colspan="3">.65/page. Minimum of 1.30</td> </tr> <tr> <td colspan="3">To prepare and certify a copy</td> </tr> <tr> <td colspan="3">1.25/page. Minimum of 5.00</td> </tr> <tr> <td>Maps</td> <td></td> <td style="text-align: right;">\$ 5</td> </tr> <tr> <td>Certified copies are additional</td> <td></td> <td style="text-align: right;">\$ 5</td> </tr> </table>	Of recorded and filed documents		To file no fee	.65/page. Minimum of 1.30			To prepare and certify a copy			1.25/page. Minimum of 5.00			Maps		\$ 5	Certified copies are additional		\$ 5																								
Of recorded and filed documents		To file no fee																																										
.65/page. Minimum of 1.30																																												
To prepare and certify a copy																																												
1.25/page. Minimum of 5.00																																												
Maps		\$ 5																																										
Certified copies are additional		\$ 5																																										

## 2016 County Clerk Fee Schedule

Civil Action	Mortgages	Wage Assignments																																																																				
<table border="0" style="width: 100%;"> <tr><td>Issuance of index number</td><td style="text-align: right;">\$ 210</td></tr> <tr><td>Request for judicial intervention</td><td style="text-align: right;">\$ 95</td></tr> <tr><td>Note of Issue</td><td style="text-align: right;">\$ 30</td></tr> <tr><td>Jury demand</td><td style="text-align: right;">\$ 65</td></tr> <tr><td>Notice of Appeal</td><td style="text-align: right;">\$ 65</td></tr> <tr><td>Dissolution of Marriage Certificate</td><td style="text-align: right;">\$ 5</td></tr> <tr><td>Separation Agreements</td><td style="text-align: right;">\$ 5</td></tr> <tr><td>Motion/cross motion/Order to show cause</td><td style="text-align: right;">\$ 45</td></tr> <tr><td>Stipulation of settlement or voluntary discontinuance</td><td style="text-align: right;">\$ 35</td></tr> <tr><td>Certificate of Divorce</td><td style="text-align: right;">\$ 5</td></tr> </table>	Issuance of index number	\$ 210	Request for judicial intervention	\$ 95	Note of Issue	\$ 30	Jury demand	\$ 65	Notice of Appeal	\$ 65	Dissolution of Marriage Certificate	\$ 5	Separation Agreements	\$ 5	Motion/cross motion/Order to show cause	\$ 45	Stipulation of settlement or voluntary discontinuance	\$ 35	Certificate of Divorce	\$ 5	<table border="0" style="width: 100%;"> <tr><td>Record (including recording page)</td><td style="text-align: right;">\$ 45</td></tr> <tr><td>Plus 5.00/per page</td><td></td></tr> <tr><td>Plus .50/per notation</td><td></td></tr> <tr><td>Assignment (including recording page)</td><td style="text-align: right;">\$ 45</td></tr> <tr><td>Plus 5.00/per page</td><td></td></tr> <tr><td>Plus .50/per notation</td><td></td></tr> <tr><td>Plus \$3.50 each additional mortgage</td><td></td></tr> <tr><td>Consolidation extension, modification</td><td></td></tr> <tr><td>Subordination, corrections, etc.</td><td style="text-align: right;">\$ 45</td></tr> <tr><td>Plus 5.00/per page - .50 per notation</td><td></td></tr> <tr><td>Affidavits filed with mortgage</td><td style="text-align: right;">\$ 5</td></tr> <tr><td>Discharge (Including recording page)</td><td style="text-align: right;">\$ 45</td></tr> <tr><td>Plus 5.00/per page - .50/per notation</td><td></td></tr> <tr><td>Plus \$13.50/each additional mortgage</td><td></td></tr> <tr><td>Release part of mortgaged premises (Including recording page)</td><td style="text-align: right;">\$ 45</td></tr> <tr><td>Plus 5.00/per page - .50/per notation</td><td></td></tr> <tr><td>Estoppel Certificate (Including recording page)</td><td style="text-align: right;">\$ 45</td></tr> <tr><td>Plus 5.00/per page - .50/per notation</td><td></td></tr> </table>	Record (including recording page)	\$ 45	Plus 5.00/per page		Plus .50/per notation		Assignment (including recording page)	\$ 45	Plus 5.00/per page		Plus .50/per notation		Plus \$3.50 each additional mortgage		Consolidation extension, modification		Subordination, corrections, etc.	\$ 45	Plus 5.00/per page - .50 per notation		Affidavits filed with mortgage	\$ 5	Discharge (Including recording page)	\$ 45	Plus 5.00/per page - .50/per notation		Plus \$13.50/each additional mortgage		Release part of mortgaged premises (Including recording page)	\$ 45	Plus 5.00/per page - .50/per notation		Estoppel Certificate (Including recording page)	\$ 45	Plus 5.00/per page - .50/per notation		<table border="0" style="width: 100%;"> <tr><td>Filing</td><td style="text-align: right;">\$ 5</td></tr> <tr><td>Satisfaction no fee</td><td></td></tr> <tr><td>Satisfaction or cancel no fee</td><td></td></tr> <tr><td>Notice of lending, filing</td><td style="text-align: right;">\$ 15</td></tr> <tr><td>Public welfare lien no fee</td><td></td></tr> <tr><td>Surety Bond</td><td style="text-align: right;">\$ 5</td></tr> </table>	Filing	\$ 5	Satisfaction no fee		Satisfaction or cancel no fee		Notice of lending, filing	\$ 15	Public welfare lien no fee		Surety Bond	\$ 5
Issuance of index number	\$ 210																																																																					
Request for judicial intervention	\$ 95																																																																					
Note of Issue	\$ 30																																																																					
Jury demand	\$ 65																																																																					
Notice of Appeal	\$ 65																																																																					
Dissolution of Marriage Certificate	\$ 5																																																																					
Separation Agreements	\$ 5																																																																					
Motion/cross motion/Order to show cause	\$ 45																																																																					
Stipulation of settlement or voluntary discontinuance	\$ 35																																																																					
Certificate of Divorce	\$ 5																																																																					
Record (including recording page)	\$ 45																																																																					
Plus 5.00/per page																																																																						
Plus .50/per notation																																																																						
Assignment (including recording page)	\$ 45																																																																					
Plus 5.00/per page																																																																						
Plus .50/per notation																																																																						
Plus \$3.50 each additional mortgage																																																																						
Consolidation extension, modification																																																																						
Subordination, corrections, etc.	\$ 45																																																																					
Plus 5.00/per page - .50 per notation																																																																						
Affidavits filed with mortgage	\$ 5																																																																					
Discharge (Including recording page)	\$ 45																																																																					
Plus 5.00/per page - .50/per notation																																																																						
Plus \$13.50/each additional mortgage																																																																						
Release part of mortgaged premises (Including recording page)	\$ 45																																																																					
Plus 5.00/per page - .50/per notation																																																																						
Estoppel Certificate (Including recording page)	\$ 45																																																																					
Plus 5.00/per page - .50/per notation																																																																						
Filing	\$ 5																																																																					
Satisfaction no fee																																																																						
Satisfaction or cancel no fee																																																																						
Notice of lending, filing	\$ 15																																																																					
Public welfare lien no fee																																																																						
Surety Bond	\$ 5																																																																					
<b>Judgments/Executions</b>		<b>Notary Public</b>																																																																				
<table border="0" style="width: 100%;"> <tr><td>Docket and enter, taxing costs</td><td style="text-align: right;">\$ 45</td></tr> <tr><td>Satisfaction of judgment no fee</td><td></td></tr> <tr><td>Transcript of judgment:</td><td></td></tr> <tr><td>  Filing</td><td style="text-align: right;">\$ 10</td></tr> <tr><td>  Issue a transcript</td><td style="text-align: right;">\$ 5</td></tr> <tr><td>Certificate of:</td><td></td></tr> <tr><td>  Disposition, cancellation or Assignment</td><td></td></tr> <tr><td>  To issue or file</td><td style="text-align: right;">\$ 5</td></tr> <tr><td>Exemplified Judgment</td><td style="text-align: right;">\$ 15</td></tr> </table>	Docket and enter, taxing costs	\$ 45	Satisfaction of judgment no fee		Transcript of judgment:		Filing	\$ 10	Issue a transcript	\$ 5	Certificate of:		Disposition, cancellation or Assignment		To issue or file	\$ 5	Exemplified Judgment	\$ 15		<table border="0" style="width: 100%;"> <tr><td>File Certificate of Appointment</td><td style="text-align: right;">\$ 60</td></tr> <tr><td>File Certificate of official character</td><td style="text-align: right;">\$ 5</td></tr> <tr><td>Issue Certificate of appointment</td><td style="text-align: right;">\$ 5</td></tr> <tr><td>Certificate authenticating notary</td><td style="text-align: right;">\$ 3</td></tr> </table>	File Certificate of Appointment	\$ 60	File Certificate of official character	\$ 5	Issue Certificate of appointment	\$ 5	Certificate authenticating notary	\$ 3																																										
Docket and enter, taxing costs	\$ 45																																																																					
Satisfaction of judgment no fee																																																																						
Transcript of judgment:																																																																						
Filing	\$ 10																																																																					
Issue a transcript	\$ 5																																																																					
Certificate of:																																																																						
Disposition, cancellation or Assignment																																																																						
To issue or file	\$ 5																																																																					
Exemplified Judgment	\$ 15																																																																					
File Certificate of Appointment	\$ 60																																																																					
File Certificate of official character	\$ 5																																																																					
Issue Certificate of appointment	\$ 5																																																																					
Certificate authenticating notary	\$ 3																																																																					
		<b>Survey Maps</b>																																																																				
		<table border="0" style="width: 100%;"> <tr><td>Filing</td><td style="text-align: right;">\$ 10</td></tr> <tr><td>Requirements: Linen or Mylar original</td><td></td></tr> <tr><td>  8 ½ x 11 minimum</td><td></td></tr> <tr><td>  34 x 44 maximum</td><td></td></tr> <tr><td>Subdivision maps with five or more lots require health department seal.</td><td></td></tr> <tr><td>  Copies</td><td style="text-align: right;">\$ 5</td></tr> <tr><td>  Certified Copy Additional</td><td style="text-align: right;">\$ 5.20</td></tr> </table>	Filing	\$ 10	Requirements: Linen or Mylar original		8 ½ x 11 minimum		34 x 44 maximum		Subdivision maps with five or more lots require health department seal.		Copies	\$ 5	Certified Copy Additional	\$ 5.20																																																						
Filing	\$ 10																																																																					
Requirements: Linen or Mylar original																																																																						
8 ½ x 11 minimum																																																																						
34 x 44 maximum																																																																						
Subdivision maps with five or more lots require health department seal.																																																																						
Copies	\$ 5																																																																					
Certified Copy Additional	\$ 5.20																																																																					
<b>Other Real Estate Taxes</b>		<b>Other</b>																																																																				
<p><b>Mortgage Tax</b></p> <p>1% of the amount of the mortgage If a bank, credit union, or lending agency is involved, they pay 1/4% and the borrower pays 3/4%</p> <p><b>Transfer Tax</b> The rate is \$5 per \$1,000</p>		<table border="0" style="width: 100%;"> <tr><td>Remote Access Fee Per Annum</td><td style="text-align: right;">\$250/month</td></tr> <tr><td>Credit Card Fees + Internet fee</td><td style="text-align: right;">\$ 1.90</td></tr> </table>	Remote Access Fee Per Annum	\$250/month	Credit Card Fees + Internet fee	\$ 1.90																																																																
Remote Access Fee Per Annum	\$250/month																																																																					
Credit Card Fees + Internet fee	\$ 1.90																																																																					
		<b>Oath of Office</b>																																																																				
		<table border="0" style="width: 100%;"> <tr><td>Oath for Commissioner of Deeds</td><td style="text-align: right;">\$ 1.00</td></tr> <tr><td></td><td style="text-align: right;">No fee</td></tr> </table>	Oath for Commissioner of Deeds	\$ 1.00		No fee																																																																
Oath for Commissioner of Deeds	\$ 1.00																																																																					
	No fee																																																																					

**2016 Common Department of Motor Vehicles Fees**

<b>Civil Penalty Fees* (AKA - Insurance Lapse)</b>	
First 30 days	\$8 per day
31 - 60 days	\$10/day + \$240
61 - 90 days	\$12/day + \$540
<b>License/Permit/ID Fees*</b>	
Original Licenses/Permits Fees*	\$ 64.25/\$120
License Renewal (CDL)**	\$ 164.50
License Renewal (Class D, DJ)**	\$ 64.50
License Renewal (Class A, B or C)**	\$ 164.50/\$180.50
License Renewal (Class E)**	\$ 112.50/\$128.50
License Renewal (Class EM)	\$ 120.50
License Renewal (Class M, MJ, DM or DJMJ)*	\$ 72.50/\$88.50
Non Driver ID (4 year/8 year)	\$ 9/\$13
Non Driver ID (10 yr-62 or older or SSI Recip.)	\$ 6.50
<b>Other</b>	
In-Transit Permit Fees	\$ 12.50
Plate (General)	\$ 25
Registration (Boats - based on size)	\$ 22.50/\$93.75
Registration (ATV)***	\$ 12.50
Registration (Snowmobile)***	\$ 100
Registration (Trailer)	Based on weight
Title	\$ 50
Plate Surrender (Co. Fee)	\$ 1
*See <a href="http://www.NYS DMV.com">www.NYS DMV.com</a> public website for more details.	
**If also Class DM, e.g., add \$8 to renewal fee	
***Fees vary based on membership in trail	

Registration Fees for Passenger Vehicles (On and after September 1, 2009)					
Weight of Vehicle (lbs.)	2-year Fee	Weight of Vehicle (lbs.)	2-year Fee	Weight of Vehicle (lbs.)	2-year Fee
0000 - 1650	\$ 26	3551 - 3650	\$ 59	5551 - 5650	\$ 107.50
1651 - 1750	\$ 27.50	3651 - 3750	\$ 61.50	5651 - 5750	\$ 110
1751 - 1850	\$ 29	3751 - 3850	\$ 64	5751 - 5850	\$ 112.50
1851 - 1950	\$ 31	3851 - 3950	\$ 66.50	5851 - 5950	\$ 115
1951 - 2050	\$ 32.50	3951 - 4050	\$ 69	5951 - 6050	\$ 117
2051 - 2150	\$ 34	4051 - 4150	\$ 71	6051 - 6150	\$ 119.50
2151 - 2250	\$ 35.50	4151 - 4250	\$ 73.50	6151 - 6250	\$ 122
2251 - 2350	\$ 37.50	4251 - 4350	\$ 76	6251 - 6350	\$ 124.50
2351 - 2450	\$ 39	4351 - 4450	\$ 78.50	6351 - 6450	\$ 127
2451 - 2550	\$ 40.50	4451 - 4550	\$ 81	6451 - 6550	\$ 129.50
2551 - 2650	\$ 42	4551 - 4650	\$ 83.50	6551 - 6650	\$ 131.50
2651 - 2750	\$ 43.50	4651 - 4750	\$ 85.50	6651 - 6750	\$ 134
2751 - 2850	\$ 45.50	4751 - 4850	\$ 88	6751 - 6850	\$ 136.50
2851 - 2950	\$ 47	4851 - 4950	\$ 90.50	6851 - 6950	\$ 139
2951 - 3050	\$ 48.50	4951 - 5050	\$ 93	6951 or more	\$ 140
3051 - 3150	\$ 50	5051 - 5150	\$ 95.50		
3151 - 3250	\$ 52	5151 - 5250	\$ 98		
3251 - 3350	\$ 53.50	5251 - 5350	\$ 100.50		
3351 - 3450	\$ 55	5351 - 5450	\$ 102.50		
3451 - 3550	\$ 56.50	5451 - 5550	\$ 105		

\*Fees based on gross weight (Annual = \$.81/100 lbs)

**Vehicle Use Taxes for Passenger Vehicles  
for All Original Registrations and Renewals**

Broome - For passenger vehicles that weigh 3500 lbs  
\$10 for two years (\$5/year)

For passenger vehicles that weigh 3501 or more  
\$20 for two years (\$10/year)

Registration Fees for Commercial Vehicles*			
Weight of Vehicle (lbs.)	2-year Fee	Weight of Vehicle (lbs.)	2-year Fee
000 - 500	\$ 7	9,001 - 9,500	\$ 137
501 - 1,000	\$ 14.50	9,501 - 10,000	\$ 144
1,001 - 1,500	\$ 21.50	10,001 - 10,500	\$ 151
1,501 - 2,000	\$ 29	10,501 - 11,000	\$ 158.50
2,001 - 2,500	\$ 36	11,001 - 11,500	\$ 165.50
2,501 - 3,000	\$ 43	11,501 - 12,000	\$ 173
3,001 - 3,500	\$ 50.50	12,001 - 12,500	\$ 180
3,501 - 4,000	\$ 57.50	12,501 - 13,000	\$ 187
4,001 - 4,500	\$ 65	13,001 - 13,500	\$ 194.50
4,501 - 5,000	\$ 72	13,501 - 14,000	\$ 201.50
5,001 - 5,500	\$ 79	14,001 - 14,500	\$ 209
5,501 - 6,000	\$ 86.50	14,501 - 15,000	\$ 216
6,001 - 6,500	\$ 93.50	15,001 - 15,500	\$ 223
6,501 - 7,000	\$ 101	15,501 - 16,000	\$ 230.50
7,001 - 7,500	\$ 108	16,001 - 16,500	\$ 237.50
7,501 - 8,000	\$ 115	16,501 - 17,000	\$ 245
8,001 - 8,500	\$ 122.50	17,001 - 17,500	\$ 252
8,501 - 9,000	\$ 129.50	17,501 - 18,000	\$ 259

\* Based on gross weight (Annual = \$3.60/500 lbs)

**Vehicle Use Taxes for Commercial Vehicles  
for All Original Registrations and Renewals**

Broome - \$20 for two years (\$10/year)



Maternal Child Health and Development Division  
2016 Fee Schedule

		Fee
Medication Administration Training	Classroom Full Day Training	\$ 100
	Independent Study	\$ 70
Licensed Home Care Services Agency	Prenatal Home visit	\$ 80
	Postpartum/Newborn Home visit	\$ 80
	Health Guidance/Lead	\$ 80
	Pediatric Home visit	\$ 80
Clinic Division 2016 Fee Schedule		
Service	Fee	Fee
		<u>Additional Charges (if not part of physical exam)</u>
Initial Pre-Employment Physical Examination	\$ 160	Urinalysis Dip \$ 5
TB MD Initial Visit	\$ 110	Vision Screen \$ 10
STD Screen	\$ 110	Hearing Screen \$ 30
Initial Pre-Employment Physical Examination	\$ 105	Pulmonary Function Test with Interpretation \$ 50
TB Repeat MD Visit	\$ 50	Mantoux Test \$ 10
EKG Evaluation	\$ 50	Mantoux Assessment \$ 10
HIV Post-Test Counseling - Positive or Reactive	\$ 50	Flu Vaccine \$ 17.98
Limited Visit	\$ 75	MMR \$ 65
TB Medication Refills (Nurse/Directly Observed Therapy)	\$ 50	Tdap \$ 24
Education and Counseling	\$ 35	Tdap \$ 37
HIV Counseling	\$ 35	Pneumovax \$ 77.85
HIV Rapid Test	\$ 35	Hepatitis A \$ 35
Lead Screening	\$ 25	Hepatitis B \$ 35
Health Assessment (Employee Health)	\$ 25	Hepatitis A&B \$ 59
STD Screen New	\$ 110	HPV \$ 145
STD Screen Established	\$ 110	Varicella \$ 105
STD Screen Partial-New	\$ 50	Meningococcal Vaccine \$ 118
STD Screen Partial-Established	\$ 50	Rabies \$ 270
Followup	\$ 50	Venipuncture \$ 10
LE (abn pap fu > 3 mos)	\$ 75	
TCAAPENIS	\$ 130	<u>Vaccine Administration</u>
TCAAVULVA	\$ 130	Single Dose (VFC) \$ 17
TCAAVAGINA	\$ 115	Single Dose ( Non VFC) \$ 25
TCAANAL	\$ 240	Multiple dose (Non VFC) \$ 15
TCAAOTHER	\$ 110	Mass Flu \$ 25
ED/Other Counseling(new or established)	\$ 35	
Pre Counseling (new or established)	\$ 35	<u>NYS Cancer Services Program</u>
Post Counseling (new) brief	\$ 35	Clinical Breast Exam \$ 42.24
Post Counseling (established) brief	\$ 35	Pelvic Exam with Pap Test \$ 42.24
Post counseling (new or established) limited	\$ 50	
Hepatitis C Antibody Testing	\$ 35	
PPD or PPDR	\$ 10	
MINVE minimal visit	\$ 25	
HIV Rapid Test	\$ 35	
Rapid Pre & Post Combined	\$ 35	

Sliding fee scale for all patients, except travel and out-of-county, which are full fee. Rates are based on Medicare Physician Fee Schedule.

Vaccines that are not state supplied are charged at full cost of vaccine and may be subject to change.

Vaccine and administration rates are determined based on actual costs, Medicare and provider rates and may be subject to change.

Laboratory costs are based on contracted services and laboratory costs may change with contract renewals.

Cancer Services Program fees are what the program pays the provider - the patient is not charged.

Broome County Health Department  
Environmental Health Services Division  
2016 Fee Schedule

Permits	Fee	Plan Review	Fee
<u>Food Service</u>			
High Risk Food	\$ 300	Food Service	\$ 50
High Risk Food (Seasonal)	\$ 150	Pools/Beaches	\$ 250
Medium Risk Food	\$ 200	Spa	\$ 200
Medium Risk Food (Seasonal)	\$ 100	Hotels/Motels/Per Room	\$ 15
Low Risk Food	\$ 100	Traver Trailer Camp/Per Site	\$ 10
Low Risk Food (Seasonal)	\$ 50	Mobile Home Parks/Per Site	\$ 25
Temporary Food	\$ 50	Children's Camps	\$ 400
		Mass Gatherings	\$ 26,000
<u>Pools/Beaches</u>			
Bathers 100	\$ 155	Sewage/Disposal	
Bathers more than 100	\$ 309	New Construction	\$ 50
		Existing Construction	\$ 190
<u>Hotels/Motels</u>			
Base Fee	\$ 203	Commercial Engineering Plan	\$ 75
Room Fee (20 or more)	\$ 15	Re-Design of Septic	\$ 25
<u>Mobile Home Parks (Base Fee)</u>			
Sites: 1 - 20	\$ 215	<u>Land Development/Per Site</u>	
Sites: 21 - 40	\$ 285	Private Water/Private Sewer	\$ 40
Sites: 41 - 75	\$ 835	Private Sewer/Public Water	\$ 30
Sites 76 and above	\$ 1,075	Private Water/Public Sewer	\$ 20
		Proposed Public Water/Sewer	\$ 15
		Existing Public Water/Sewer	\$12.50
<u>Private Water (Surcharge)</u>			
Sites: 41-75	\$ 60	<u>Community Water</u>	
Sites 76 and above	\$ 120	New Source	\$ 500
<u>Private Sewage (Surcharge)</u>			
Sites 41-75	\$ 60	Distribution	\$ 250
Sites 76 and above	\$ 120	<u>Miscellaneous</u>	
<u>Travel Trailer</u>			
Base Fee	\$ 60	Record Search/Per Page	\$ 0.25
Per Site	\$ 1	Environmental Record Search	\$ 150
<u>Children's Camps</u>			
	\$ 100		

## 2016 Landfill Tip Fee Schedule

Material		Fee
Asbestos (residential)	A	\$ 100.00
Asbestos Bulk (commercial)	AB	\$ 60.00
Auto Fluff	AF	\$ 15.00
Residential Aggregates	AG	\$ 45.00
Incinerator Ash	ASH	\$ 17.00
Animal Waste	AW	\$ 100.00
Burried Aggregates	BAG	\$ 45.00
Construction & Demo Debris	C	\$ 45.00
Construction & Demo Debris-Reusable	ECO	\$ 20.00
Non-Friable Asbestos	CA	\$ 45.00
Contaminated Debris	CD	\$ 45.00
Contaminated Soil	CS	\$ 27.00
Contaminated Soil Bury	CSB	\$ 45.00
Contaminated Commercial Garbage	CX	\$ 45.00
Glass Aggregate	GLAG	\$ 10.00
Municipal Cleanup Construction	MCC	\$ 45.00
Municipal Cleanup Tires	MCT	\$ 155.00
Municipal Cleanup Garbage	MCX	\$ 45.00
Pallets	P	\$ 45.00
Grit/Sludge	S	\$ 45.00
Stabilized Sludge/Grit	SG	\$ 40.00
Tree Stumps	ST	\$ 45.00
Tires	T	\$ 155.00
Commercial Garbage	X	\$ 45.00
Leaf & Yard Waste	Y	\$ 20.00

Miscellaneous Charges		
Compost Bin	BIN	\$ 45.00
Freon Unit	F	\$ 10.00
Municipal Cleanup Individual Tire	MCT1	\$ 2.50
Blue Recycling Bin	RBIN	\$ 14.00
Car Tire	T1	\$ 2.50
Safety Vest	V	\$ 5.00
Yellow Recycling Bin	YB	\$ 3.07

Contracted volume based pricing may vary

**Broome County Office for Aging  
2016 Fees & Suggested Contributions Update**

Item	Current 2015 Fee	Proposed 2016 Fee	2015 Suggested Contribution	2016 Proposed Suggested Contribution	Comments
Congregate Meals	n/a	n/a	\$3.25	\$3.25	Meals served at senior centers
Home Delivered Meals	n/a	n/a	\$3.25	\$3.25	Meals on Wheels - last raised 1/01/14
LTHHC Home Delivered Meals	\$5.35 - \$6.30	\$5.35 - \$6.30	n/a	n/a	Meals on Wheels - LTHHC clients
MLTC Home Delivered Meals	\$5.35 - \$8.00	\$5.35 - \$8.00	n/a	n/a	Meals on Wheels - MLTC clients
LTHHC Congregate Meals	\$5.41 - \$5.50	\$5.41 - \$5.50	n/a	n/a	Meals served at senior centers-LTHHC
MLTC Congregate Meals	\$5.41 - \$6.00	\$5.41 - \$6.00	n/a	n/a	Meals served at senior centers-MLTC
Adult Day Care	n/a	n/a	\$20.00	\$20.00	One day of service
Adult Day Care - Private Pay	\$42.00	\$42.00	n/a	n/a	One day of service
Adult Day Care - LTHHC	\$39.88 - \$42.00	\$39.88 - \$42.00	n/a	n/a	One day of service
Adult Day Care - MLTC	\$42.00 - \$50.00	\$42.00 - \$50.00	n/a	n/a	One day of service
Transportation	n/a	n/a	\$1.50/one way ride	\$1.50/one way ride*	Raised to current level 1/01/14
Transportation - MLTC	\$11.00 - \$15.00	\$11.00 - \$15.00	n/a	n/a	One-way ride - MLTC
EISEP (Contribution)	n/a	n/a	\$2.75-\$6.50 /hour	\$2.75-\$6.50 /hour	one hour of personal care service
EISEP (Cost share)	Varies by client's income		n/a	n/a	one hour of personal care service
Senior News Ads	Varies by ad size/#	No change planned	n/a	n/a	Business advertisements
Sr. News Sub./Misc	n/a	n/a	\$10.00 annually	\$10.00 annually	12 monthly issues of "Senior News"
Respite	n/a	n/a	\$15-\$52/day	\$15-\$52/day	4 hours of caregiver respite service

These fees and suggested contributions are ALL subject to change based on actual allocations that we receive from our grantors.

Broome County GIS & Mapping Fee Schedule for Services and Data

Private Fees

Prints

Size	Existing Map Project	Tax Parcel Sheet Map (or portion)	Single Historic Photo Tile
8.5"x11"	\$ .50	\$ .50	\$ .50
11"x17"	\$ 1	\$ 1	\$ 1
17"x22"	\$ 2	\$ 2	\$ 2
22"x34"	\$ 4	\$ 4	\$ 4
34"x44"	\$ 8	\$ 8	\$ 8
Custom > 44" per foot)	\$ 2	\$ 2	\$ 2

Existing map projects, photo tiles, and tax parcel sheet maps exist in digital format and require no alteration

Copies

	8.5"x11"	11"x17"	Large
-Existing Paper Maps or Documents:	\$ 0.50	\$ 1	\$ 8

New Map Projects

-Under One Half (1/2) Hour	\$ 12
-Over One Half (1/2) Hour	\$ 25 per hour

New map projects generally include the following:

adding GIS layers and/or imagery, labeling of features, selection, categorization of features by attributes or location layout setup(map extent, title, north arrow, scale bar, etc.) exporting to PDF

Fee does not include prints.

Alterations to an existing map project is considered a new project.

Broome County GIS & Mapping Fee Schedule for Services and Data

Data Manipulation

- Joining, Geocoding, Creation from tabular data \$ 10
- Other manipulation not listed above \$ 25 per hour

Source data includes existing County or user-supplied data in digital format  
Preferred formats include Txt, Excel, or DBF. User-supplied  
Supplied data must be formatted properly and will not be reformatted by the County  
Output data provided in ESRI shapefile and/or tabular format  
A list of un-joined non-geocoded records provided for no fee if requested  
Fee is for data manipulation and resulting digital data only  
Map projects and prints supplied at the rates above  
Additional fees apply to joining County GIS data with an fee in this schedule

GIS Data, Imagery, & Other Data

No fee for GIS data except:

-Parcels:

All County Parcels with Attributes: \$ 2,500  
Yearly updates: \$ 500

All County Parcels Boundaries Only: \$ 250  
Yearly updates: \$ 50

Individual Parcel: \$ .03 per parcel record, minimum \$ 25

- DEMs or any DEM-derived product \$ 100

Broome County GIS & Mapping Fee Schedule for Services and Data

-Aerial Photos

(1937, 1944, 1965, 1973, 1981, 1989, 1999) All Images for a Single Year: \$ 500.00 (geo-referenced OR non-geo-referenced)

Individual Image: \$ 5 (non-geo-referenced)

-Subsurface Rights and Leases Database\*:

Initial Purchase: \$ 5,000

Monthly Updates: \$ 500 per calendar year

\*A license agreement is required for this database.

Monthly 'Updates' are provided by re-supplying the entire database to the user

The County will not extract data from the database.

Purchase of the database includes monthly updates for the initial year, if any.

The fee for updates is based on the calendar year the most recent update was purchased or if none the calendar year of the initial purchase.

Ex: Initial database purchased in 2010 with updates requested in 2013.

The fee for updates would be \$ 500 x 3 calendar years = \$ 1,500.

Data provided "as is" without support and without warranty as to the Performance , merchantability or fitness for any particular purpose.

All risk of the results and performance of the data is assumed by the user  
Broome County is not liable for indirect, special, incidental, compensatory or consequential damages or any third party claims resulting from the use of the data even if Broome County has been advised of the possibility of such loss or damage.

Broome County GIS & Mapping Fee Schedule for Services and Data

Municipal Fees

-Prints or Copies:

No charge for up to 5 copies or prints of a particular map or document.

Over 5 copies or prints one half (1/2) the fee will be charged.

-Tax Map prints

One quarter (1/4) the fee charged.

PDF files provided at no cost.

Map updates provided to local Assessors at no cost per State law.

-New Map Projects

No charge for projects taking up to 2 hours to complete.

Projects requiring more than 2 hours will be determined on a case by case basis.

-GIS Data & Imagery ONLY: no charge.

Educational (Student) Fees

-No charge for GIS data. One half (1/2) charge for all else.

Digital products or files created constitute a public record

Data used in their creation (including user-supplied data) are also subject to FOIL

Prior notification or consent of the original requestor is not required.

The County is not obligated to create records and may not honor all requests.(FOIL)



2016 Broome County Sheriff's Office

Description	Fees
Records Money	
Rate per page of accident report	\$ 0.25
Other Public Safety Income:	
5th Avoidable Alarm	\$ 25.00
6th and up	\$ 50.00
Sheriff ID Fees	\$ 10.00
Pistol Permits (County share per Penal Law)	\$ 48.50
State Ready Inmates (daily, per Corrections Law Article 22, Section 601-C)	\$ 100.00
Other Local Governments	
Base rate per day inmate housing	\$ 85.00
Medical per day inmate housing	\$ 300.00
Special housing per day	\$ 150.00
US Marshal Jail Facility (daily)	\$ 97.00

Sheriff Fees (not including mileage, if applicable)	
Income Execution	
First Stage	\$ 50.00
Second Stage	\$ 50.00
Second Stage only	\$ 50.00
Property Execution	
Levy *	\$ 90.00
Sale Deposit	\$ 350.00
Real Property Deposit	\$ 550.00
Postings of notice of sale	* \$ 15.00
Summons with Complaint, Notice and Petition	* \$ 15.00
Information Subpoena	* \$ 45.00
Subpeona (Duces Tecum)	* \$ 15.00
Citation	* \$ 15.00
3 or 30 day notice to tenant	* \$ 22.00
Show Cause Order	* \$ 45.00
Notice of Motion	* \$ 45.00
Writ of Habeas Corpus(Contempt Order)	* \$ 45.00
Order/Warrant of Arrest	* \$ 65.00
Other Mandate orders	* \$ 45.00
Order of Seizure	* \$ 90.00
Additional Defendant Served	\$ 40.00
With Summons and Complaint	\$ 15.00
Each Additional Service	\$ 15.00
Order of Attachment	* \$ 85.00
Additional Levy	\$ 40.00
With Summons and Complaint	\$ 15.00
Each Additional Service	\$ 15.00
Notice of Appeal	* \$ 30.00
Notice of Petition/Petition to Recover	* \$ 47.00
Additional Tenant	\$ 15.00
Warrant of Eviction	* \$ 112.00
Additional Tenant	\$ 30.00

Mileage Chart			
Airport	\$ 17.00	Maine	\$ 20.00
Castle Creek	\$ 14.00	Marathon	\$ 35.00
Center Village	\$ 26.00	McClure	\$ 30.50
Chenango Bridge	\$ 8.50	Murphy Road	\$ 12.00
Chenango Forks	\$ 16.00	Nanticoke	\$ 26.00
City of Binghamton	\$ 6.00	Nineveh	\$ 28.00
Colesville Road	\$ 16.50	North Sanford	\$ 33.00
Conklin	\$ 12.00	Port Crane	\$ 13.00
Conklin Forks	\$ 14.00	Port Dickinson	\$ 6.00
Corbettsville	\$ 16.50	Pierce Creek Road	\$ 12.00
Damascus	\$ 29.00	Richford	\$ 30.50
Deposit	\$ 34.00	Ross Corners	\$ 14.00
East Maine	\$ 20.00	Sanitaria Springs	\$ 16.00
Endicott	\$ 12.00	Tracey Creek Road	\$ 16.50
Endwell	\$ 9.50	Triangle	\$ 29.00
Glen Aubrey	\$ 23.50	Tunnel Road	\$ 23.50
Glendale	\$ 14.00	Union Center	\$ 15.50
Harpurville	\$ 24.50	Vestal Center	\$ 19.50
Hawleyton	\$ 12.00	Vestal	\$ 14.00
Johnson City	\$ 7.00	West Corners	\$ 13.00
Kattelville Road	\$ 13.00	Whitney Point	\$ 26.00
Killawog	\$ 30.50	Windsor	\$ 26.00
Kirkwood	\$ 13.00		
Lisle	\$ 28.00	Binghamton City	\$ 6.00
*Additional Fee for serving incarcerated individual			\$ 5.00

## 2016 Audit & Control - Weights & Measures

	Fee		Fee
<b>1. Scales</b>		<b>6. Vehicles</b>	
(i) Up to and including 15 kg (33 lb) capacity:		(i) Metering systems 300 L/min (79 gpm) or less	\$ 100
(a) for each of the first five scales per establishment	\$ 20	<i>"Re-seal" - adopted by the Broome County Legislature 11/20/03</i>	\$ 25
(b) for each scale per establishment after the first five	\$ 10	(ii) Metering systems over 300 L/min (79 gpm)	\$ 120
(ii) Over 15 kg (33 lb) and including 300 kg (661 lb) capacity	\$ 40	(iii) Compartment calibration:	
(iii) Over 300 kg (661 lb) and including 1,500 kg (3,307 lb) capacity	\$ 100	(a) Up to and including 3,000 L (793 gal) capacity	\$ 40
(iv) Over 1,500 kg (3,307 lb) and including 7,000 kg (15,432 lb) capacity	\$ 140	(b) Over 3,000 L (793 gal) and including 6,000 L (1,585 gal) capacity	\$ 80
(v) Over 7,000 kg (15,432 lb) and including 23,000 kg (50,706 lb) capacity	\$ 160	(c) Over 6,000 L (1,585 gal) and including 12,000 L (3,170 gal) capacity	\$ 120
(vi) Over 23,000 kg (50,706 lb) capacity	\$ 200	(d) Over 12,000 L (3,170 gal) capacity	\$ 240
(vii) Tank, batch and crane scales	\$ 200		
<b>2. Weights - field standard (Class F)</b>		<b>7. Stationary petroleum metering systems</b>	
(i) Up to and including 3 kg (7 lb)	\$ 8	(i) Up to 400 L/min (106 gpm)	\$ 100
(ii) Over 3 kg (7 lb) and including 30 kg (66 lb)	\$ 16	(ii) Over 400 L/min (106 gpm) and including 2,000 L/min (528 gpm)	\$ 120
(iii) Over 30 kg (66 lb) and including 300 kg (661 lb)	\$ 32	(iii) Over 2,000 L/min (528 gpm) and including 4,000 L/min (1,057 gpm)	\$ 140
(iv) Over 300 kg (661 lb) and including 1,200 kg (2,646 lb)	\$ 60	(iv) Over 4,000 L/min (1,057 gpm)	\$ 160
<b>3. Linear field measures</b>		<b>8. Bulk milk tanks</b>	
(i) Up to 1 m (39 in)	\$ 4	(i) Up to 3,000 L (793 gal) capacity	\$ 40
(ii) Over 1 m (39 in) and including 16 m (52 ft)	\$ 8	(ii) Over 3,000 L (793 gal) and including 6,000 L (1,585 gal) capacity	\$ 80
(iii) Over 16 m (52 ft) and including 31 m (102 ft)	\$ 12	(iii) Over 6,000 L (1,585 gal) and including 12,000 L (3,170 gal) capacity	\$ 120
(iv) Over 31 m (102 ft)	\$ 20	(iv) Over 12,000 L (3,170 gal) capacity	\$ 240
(v) Fabric measuring devices	\$ 20		
(vi) Wire and cordage measuring devices	\$ 40		
<b>4. Liquid measures and devices</b>		<b>9. Timing devices</b>	
(i) Liquid measures 20 L (5 gal) or less	\$ 8	(i) All commercially used devices where time is a basis for charge	\$ 4
(ii) Liquid pump (hand-operated) 20 L (5 gal) or less	\$ 20	except for:	
		(ii) Devices owned or operated by governmental agencies	N/C
<b>5. Petroleum dispensing and measuring devices</b>		<b>10. Taxi meters</b>	
(i) Single dispensing pump	\$ 20	(i) Any taxi meter used to calculate the value of a measured ride	\$ 40
(ii) Dual dispensing pump	\$ 40		
(iii) Blend dispensing pump	\$ 40		
(iv) Grease and oil pump	\$ 8		

2016 Broome County Fee Schedule

Greater Binghamton Airport

Short Term Parking Rates

First Fifteen Minutes	Free
16 Minutes through 60 Minutes	\$ 1
Second - Fifth Hour	\$ 2.25 per hour
Maximum Daily	\$ 11 per day
Maximum Weekly	\$ 77 per week

Long Term Rates

First & Second Hour	\$ 1 per hour
After Three Hours	\$ 2 per hour
Maximum Daily	\$ 8 per day
Maximum Weekly	\$ 56 per week

Willow Point Nursing Home

Semi-private Room Daily Rate	\$310
Plus: NYS Assessment (6%)	\$18.6
Total	\$328.6

Private Room Daily Rate	\$320
Plus: NYS Assessment (6%)	\$19.20
Total	\$339.20

Cable Television (per month)	\$5
Cable TV with Digital Box (per month)	\$5.99

Guest Meals:	
Regular	\$4
Holiday	\$7

Hair Care Price List:

Haircut - Man's	\$8.50
Haircut - Woman's	\$10.25
Shampoo, Cut & Set	\$18.25
Shampoo & Set	\$10.50
Permanent	\$28
Conditioner	\$2
Tint or Six Week Color	\$22
Shampoo	\$3.50
Color Rinse	\$1.50

Front Street Dog Shelter

Adoption Fee \$225.00

Redemption Fees:

First Impoundment	\$50 first 24 hours
	\$5 each additional or part of 24 hours day 2 & 3
	\$15 day 4 +
Second Impoundment	\$60 first 24 hours
	\$5 each additional or part of 24 hours day 2 & 3
	\$15 day 4 +
Third Impoundment	\$70 first 24 hours
	\$5 each additional or part of 24 hours day 2 & 3
	\$15 day 4 +

Prearranged or Emergency Boarding \$25/day for single dog  
\$5 for food if not provided by owner

Bath Fee \$25

Accepting Unwanted Dogs:

Pet Sign Overs	\$40
Dog adopted from shelter less than 30 days no fee	\$0

Owner Requested Euthanasia \$50

Vaccination Fee \$30 certificate provided

Security

Taxicab Fees

Business License (annual)	\$ 250		
Driver's License	New App.	\$ 120	Renewal \$ 60
	Re-issuing	\$ 150	Replace \$ 25
Vehicle License(annual)	Non-hybrid	\$ 300	Hybrid \$ 100
	Transfer	\$ 25	Replace \$ 25
Vehicle Inspection	Inspection	\$ 25	Re-inspect \$ 25
	Replacement	\$ 25	

Events Parking Fee	\$ 4
Non-Employee Background Fee	\$ 45

**2016 Broome County Fee Schedule**

**Civil Service Exams**

Open-competitive	\$ 20
Promotional	\$ 10
Uniformed OC	\$ 30
Uniformed Prom	\$ 20

\*Unemployed DSS recipients who are primarily responsible for their household may receive waivers

**Legislature**

Freedom of Information Request	\$.25/page
FOI CD	\$ 2
FOI Photograph (Polaroid)	\$ 2
FOI Digital Photograph (Standard Paper)	\$ 0.28
FOI Digital Photograph (photographic paper)	\$ 0.50
Budget Book (hard copy)	\$ 20
Budget Book (CD)	\$ 2
Capital Improvement Program	\$ 3.50

**Real Property Tax Services**

Small Maps	\$ 3
Large Maps	\$ 5
Planametric Map:	
Small Maps	\$ 3
Large Maps	\$ 5
Full County Maps-Disk	\$ 500
Title Search Fee	\$ 150
Tax Installment Certification	\$ 10
Full Sheet Aerial Maps	\$ 20
Tax Receipt (pick up)	\$ 1
Tax Receipt (mail or fax)	\$ 2
Copies	\$ 0.25

**Real Property Tax Bill Processing Charges**

Maintenance	\$ 0.85
Paper	\$ 0.06
Folding	\$ 0.05
Stuffing	\$ 0.07
Sealing	\$ 0.07
Printing	\$ 0.09
Additional Insert	\$ 0.07

**911 Emergency Services**

Wireline phones	\$.35/month
Wireless phones	\$.30/month

**Public Transportation (Bus Fees)**

Regular	\$ 2
Transfers	Free
Seniors, Disabled, Veterans (All Day)	\$ 1
One Day Unlimited Ride Pass	\$ 5
One Week Unlimited Ride Pass	\$ 25
31-day Unlimited Ride Pass	\$ 70
31-day Student Pass	\$ 44
31-day Srs., Disabled, Veterans Pass	\$ 44
BC Country	\$ 3
BC Country Seniors & Disabled	\$ 2
BC Lift	\$2.50

**Public Defender**

Court Ordered Revenue	
Misdemeanors	\$60/hour
Felonies	\$75/hour
Parole Matters	\$75/hour

**Broome County Library**

<b>Overdues</b>	
Adult materials	.10/day/item
Print	.10/day/item
CDs	.10/day/item
Books on tape	.10/day/item
Interlibrary loan (ILL)	\$.50/day/item
VC/DVD	\$2/day/item
Children's materials	.10/day/item
Print	.10/day/item
CDs	\$.10/day/item
VC/DVD	\$2/day/item
<b>Maximum fines</b>	
Hardcover books and AV	\$ 10
VC/DVD	\$ 20
Paperbacks and periodicals	\$ 5
Youth Services hardcover books	\$ 5
Interlibrary loan (ILL)	No Limit
Repair for recirculation	Varies
Processing fees	\$ 10
Lost card	\$ 3
Returned check fee	\$ 20
Photocopies (public machines)	.25/copy
Microfilm Prints	.25/copy
Computer paper (for public computers)	.15/sheet
<b>Room Rental (May include additional charges)</b>	
Broome County Government	Free
City of Binghamton	Free
Profit Corporations half day	various*
Profit Corporations full day	various*
Non-Profit Groups half day	various*
Non-Profit Groups full day	various*

\*depending on size of rented room

This page is intentionally left blank