



United Healthcare Retiree Solutions

Broome County Purchasing Alliance

Medicare Advantage Overview

United
Healthcare

UnitedHealthcare Retiree Solutions

<p>A complete Medicare portfolio with a history of long-term rate stability</p>	<p>98% retention in Group Medicare Advantage since 2014</p>	<p>40+ years of Medicare experience</p>	<p>Experience with 645 plan sponsors</p>
---	---	---	--



<p>6.5 million Medicare Advantage members</p>	<p>4.4 Million Medicare Supplement members</p>	<p>3.7 Million Part D prescription drug plan members</p>	<p>14.6 Million Total Medicare members served</p>
--	---	---	--



Market leadership

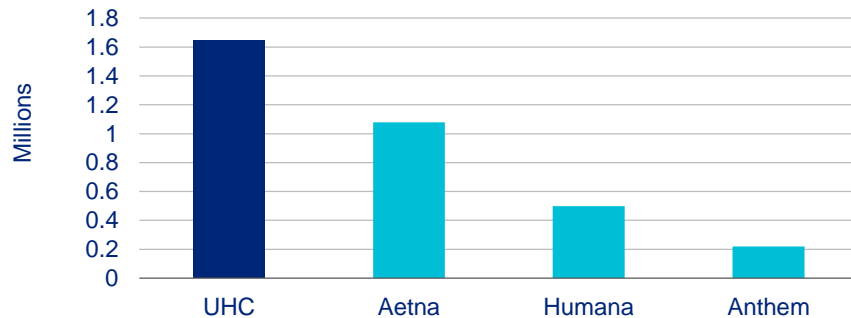
1M

UnitedHealthcare has grown Group Medicare Advantage membership by 1 million members since 2014.

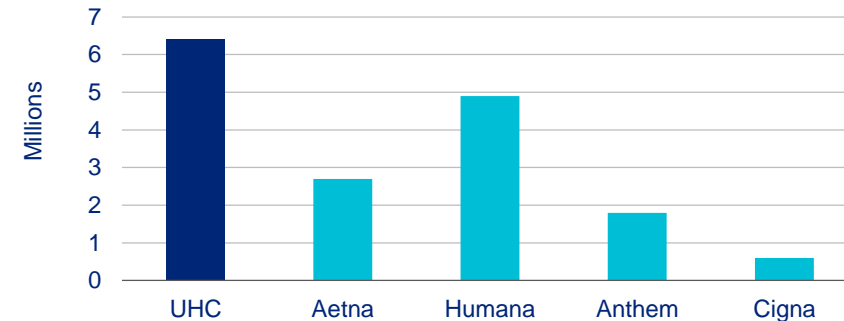
#1

in Group and Individual Medicare Advantage market share.

Group MA/MAPD enrollment by carrier
January 2022



Total MA/MAPD enrollment by carrier
December 2021



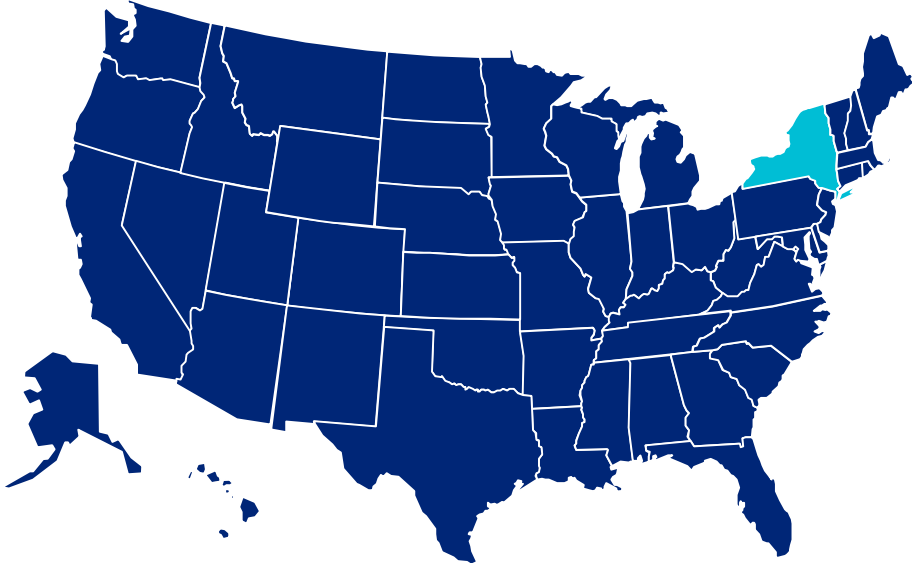
We have averaged 98% client retention from 2014 to present.

CMS reported group Medicare Advantage membership data as of January 2021 and December 2013



Our national PPO solution

- More than 890,000 contracted providers nationally
- Nationwide PPO solution covers all Medicare retirees regardless of where they live in the United States including U.S. territories
- Custom “passive” PPO plan design with same benefits and retiree cost share in and out-of-network
- No referrals required to see a Specialist & no PCP selection required to enroll
- Benefits travel with the retiree and the benefit experience stays the same across the U.S.



Benefit enhancements



HouseCalls



Member Rewards Program



Renew Active Fitness



Routine Podiatry



UHC Hearing +
Hearing Aid Discounts



UHC Healthy At Home



High quality requires consistent innovation

100% of Group MA PPO members are in a 5 Star plan;
a 4.5+ Star plan for five consecutive years and in a 4+ Star plan for ten years

2022



A quality bonus is paid to plans that have 4 Stars or higher



**Advanced outreach
and timely interventions**



Proactive engagement



**Better outcomes yield
increased savings**



UnitedHealthcare Group Medicare Advantage PPO

Proprietary and Confidential

	Plan 1		Plan 2		Plan 3	
Medical Coverage						
Benefit Name	In Network Services	Out of Network Services	In Network Services	Out of Network Services	In Network Services	Out of Network Services
Annual Medical Deductible	None	None	None	None	None	None
Annual Medical Out-of-Pocket Maximum	\$0	\$0	\$1,250	\$1,250	\$0	\$0
Primary Care Physician Office Visit (includes Non-MD office visits)	\$0	\$0	\$10	\$10	\$0	\$0
Specialist Office Visit	\$0	\$0	\$10	\$10	\$0	\$0
Inpatient Hospital Stay	\$0 Per Admit	\$0 Per Admit	\$0 Per Admit	\$0 Per Admit	\$0 Per Admit	\$0 Per Admit
Outpatient Hospital Services	\$0	\$0	\$0	\$0	\$0	\$0
Ambulance Services	\$0	\$0	\$10	\$10	\$0	\$0
Emergency Room (includes Worldwide coverage)	\$0	\$0	\$50	\$50	\$0	\$0
Urgent Care (Includes Worldwide Coverage)	\$0	\$0	\$25	\$25	\$0	\$0
Outpatient X-ray Services	\$0	\$0	\$10	\$10	\$0	\$0
Benefit Name	In Network Services		In Network Services		In Network Services	
Prescription Drug Plan	Custom - Standard Formulary H, BDL U		Custom - Standard Formulary H, BDL U		Custom - Standard Formulary H, BDL U	
	Day Supply Information		Day Supply Information		Day Supply Information	
	Note: 90 day retail supply is available for 2x copay amount		Note: 90 day retail supply is available for 2x copay amount		Note: 90 day retail supply is available for 3x copay amount	
Part D Retail Copay						
Tier 1: Generic		\$0		\$0		\$10
Tier 2: Preferred Brand		\$5		\$10		\$20
Tier 3: Non-Preferred Brand		\$20		\$20		\$35
Tier 4: Specialty Tier		\$20		\$20		\$35
Part D Mail Order Copay						
Tier 1: Generic		\$0		\$0		\$20
Tier 2: Preferred Brand		\$5		\$10		\$40
Tier 3: Non-Preferred Brand		\$20		\$20		\$70
Tier 4: Specialty Tier		\$20		\$20		\$70





Thank you!

**United
Healthcare**