


**Broome County
Financial Update
September 11, 2025**



**Office of Management
and Budget**

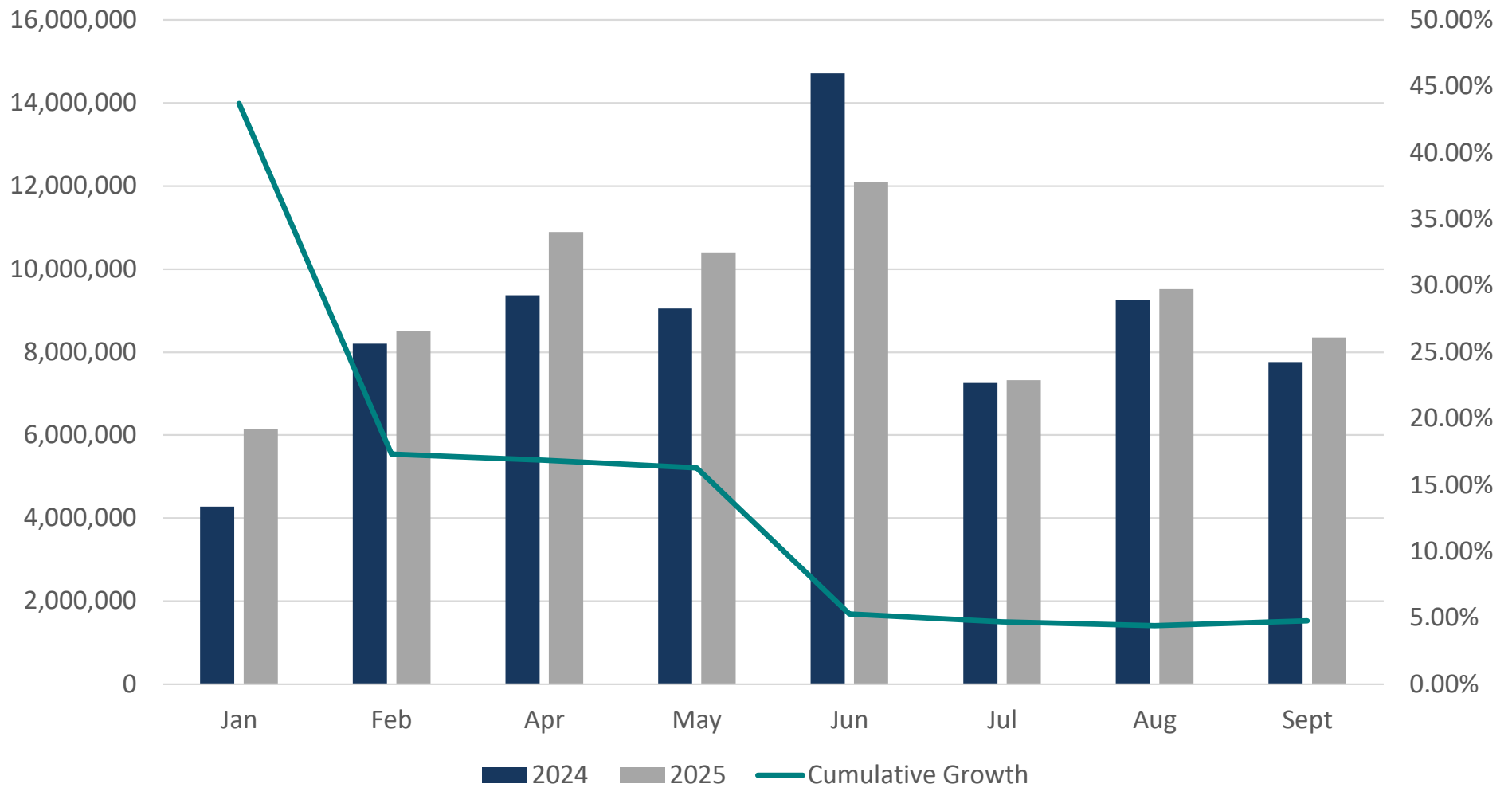
2026 Operating Budget Calendar

2 June	OMB provides operating budget request instructions to departments (budget kick-off).
16 June	Chargeback amounts are entered into BCBudget by the charging departments.
27 June	Deadline for ALL departments to have entered required operating budget information into BCBudget (except those listed-on July 11).
11 July	Deadline to enter required operating budget information into BCBudget Aviation, Emergency Services, Health, Information Technology, Sheriff, Social Services, Willow Point Rehabilitation & Nursing Center, Public Works, and Transit.
14 July	Department budget hearings begin.
5–11 Aug	Departments to enter current year expenditure and revenue projections into BCBudget.
1-8 Sept.	Department verifies Requested Budget (including agreed upon Budget Hearing changes).
15 Sept	County Executive to present Recommended Operating Budget

NYS Sales Tax Revenues Total and County Revenues By Receipt As of September 8, 2025								
	Gross Receipt					County Revenue		
Date Received 2024/2025	2024	2025	2025 over (under) 2024	Cumulative Growth		2024	2025	2025 over (under) 2024
* Color coded per quarter								
February 7 / February 7	\$ 6,841,493.91	\$ 6,949,826.60	\$ 108,332.69	1.58%		\$ 4,275,933.69	\$ 4,343,641.63	\$ 67,707.94
February 13 / February 13	-	2,882,396.49	\$ 2,882,396.49	43.71%		-	1,801,497.81	\$ 1,801,497.81
March 6 / March 7	11,036,575.44	11,520,211.53	\$ 483,636.09	19.43%		6,897,859.65	7,200,132.21	\$ 302,272.56
March 13 / March 13	2,096,249.25	2,080,829.61	\$ (15,419.64)	17.32%		1,310,155.78	1,300,518.51	\$ (9,637.27)
April 7 / April 7	12,470,736.66	15,003,052.18	\$ 2,532,315.52	18.47%		7,794,210.41	9,376,907.61	\$ 1,582,697.20
April 13 / April 14	2,529,468.06	2,431,700.28	\$ (97,767.78)	16.85%		1,580,917.54	1,519,812.67	\$ (61,104.87)
May 5 / May 7	12,096,924.62	13,622,834.87	\$ 1,525,910.25	15.76%		7,560,577.89	8,514,271.79	\$ 953,693.90
May 15 / May 13	2,386,563.70	3,025,781.05	\$ 639,217.35	16.29%		1,491,602.31	1,891,113.16	\$ 399,510.85
June 7 / June 6	12,605,672.04	13,430,189.73	\$ 824,517.69	14.31%		7,878,545.02	8,393,868.58	\$ 515,323.56
June 13 / June 13	2,793,356.16	2,503,135.26	\$ (290,220.90)	13.25%		1,745,847.60	1,564,459.54	\$ (181,388.06)
June 28 / June 30	8,143,883.62	3,413,467.26	\$ (4,730,416.36)	5.29%		5,089,927.26	2,133,417.04	\$ (2,956,510.22)
July 3 / July 1	7,177,077.47	7,477,740.15	\$ 300,662.68	5.19%		4,485,673.42	4,673,587.59	\$ 187,914.17
July 15 / July 14	4,437,965.66	4,247,735.79	\$ (190,229.87)	4.70%		2,773,728.54	2,654,834.87	\$ (118,893.67)
Aug 7 / Aug 7	12,218,192.84	12,721,557.32	\$ 503,364.48	4.62%		7,636,370.52	7,950,973.32	\$ 314,602.80
Aug 13 / Aug 13	2,591,441.22	2,512,001.92	\$ (79,439.30)	4.42%		1,619,650.76	1,570,001.20	\$ (49,649.56)
Sept 8 / Sept 8	12,426,160.53	13,362,812.44	\$ 936,651.91	4.77%		7,766,350.33	8,351,757.77	\$ 585,407.44
Sept 13 / Sept 13	2,462,029.26		\$ (2,462,029.26)			1,538,768.29		\$ (1,538,768.29)
Oct 6 / Oct 7	14,342,314.11		\$ (14,342,314.11)			8,963,946.32		\$ (8,963,946.32)
Oct 13 / Oct 15	3,155,878.06		\$ (3,155,878.06)			1,972,423.79		\$ (1,972,423.79)
Nov 7 / Nov 7	12,116,690.42		\$ (12,116,690.42)			7,572,931.51		\$ (7,572,931.51)
Nov 13 / Nov 13	2,245,997.37		\$ (2,245,997.37)			1,403,748.36		\$ (1,403,748.36)
Dec 7 / Dec 6	12,237,771.27		\$ (12,237,771.27)			7,648,607.04		\$ (7,648,607.04)
Dec 13 / Dec 13	2,325,063.51		\$ (2,325,063.51)			1,453,164.69		\$ (1,453,164.69)
Dec 29 / Dec 31	8,397,265.13		\$ (8,397,265.13)			5,248,290.71		\$ (5,248,290.71)
Jan 2, 2025 / Jan 2 2026	7,564,022.04		\$ (7,564,022.04)			4,727,513.77		\$ (4,727,513.77)
Jan 12, 2025 /Jan 13, 2026	3,768,311.30		\$ (3,768,311.30)			2,355,194.56		\$ (2,355,194.56)
Feb 7, 2025/ Feb 8, 2026	6,319,632.48		\$ (6,319,632.48)			3,949,770.30		\$ (3,949,770.30)
Feb 13, 2025 / Feb 15, 2026	-	-	\$ -			-		\$ -
Total to Date	\$ 111,851,761.18	\$ 117,185,272.48	\$ 5,333,511.30			\$ 69,907,350.72	\$ 73,240,795.30	\$ 3,333,444.57
Annual Total	\$ 186,786,736.13	\$ 117,185,272.48	\$ (69,601,463.65)			\$ 116,741,710.06	\$ 73,240,795.30	\$ (43,500,914.77)
						\$ 116,371,377.00	\$ 119,093,725.00	
				% of Budget (to Date)		60.07%	61.50%	
				% of Budget (for year)		100.32%	61.50%	

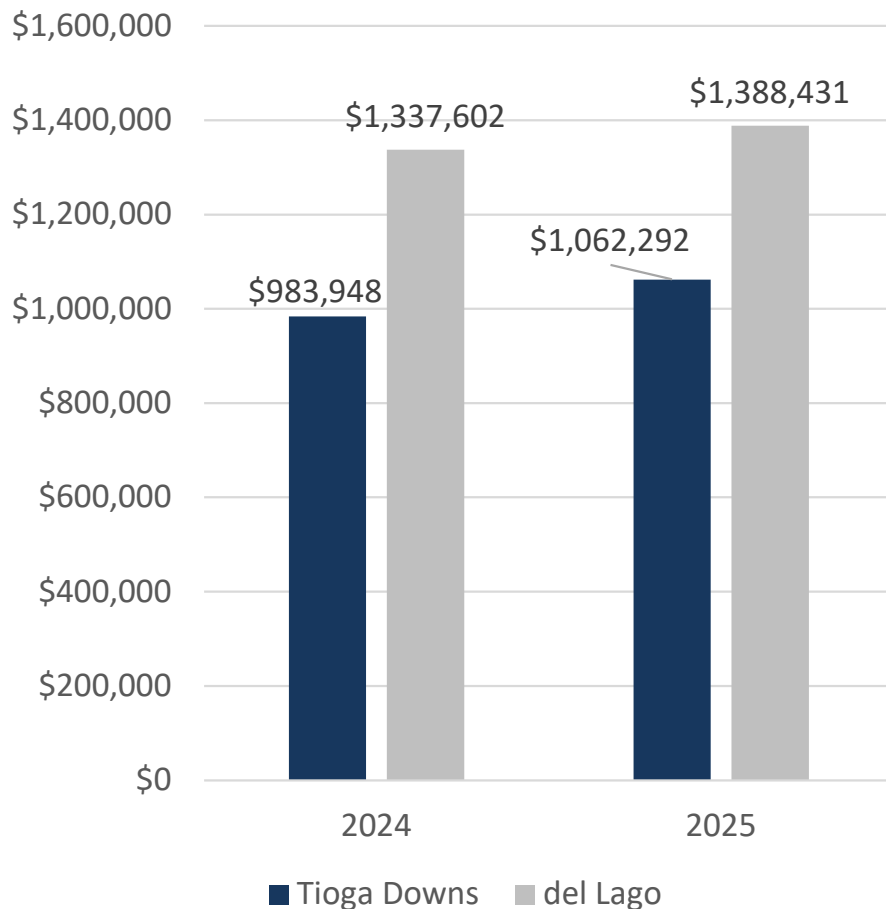
Sales Tax Year through
September 8, 2025

Sales Tax Year through September 8, 2025

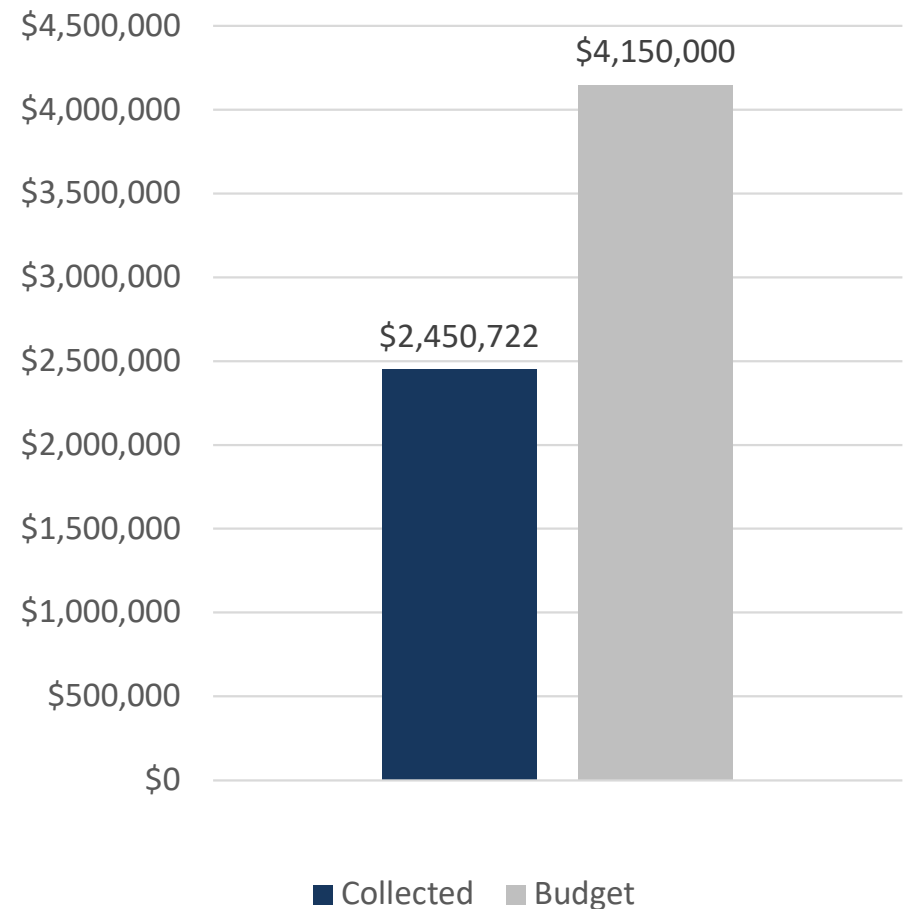


Casino Revenue

Year over Year Comparison



Actual to Budget





Questions?