



BROOME COUNTY FINANCIAL UPDATED

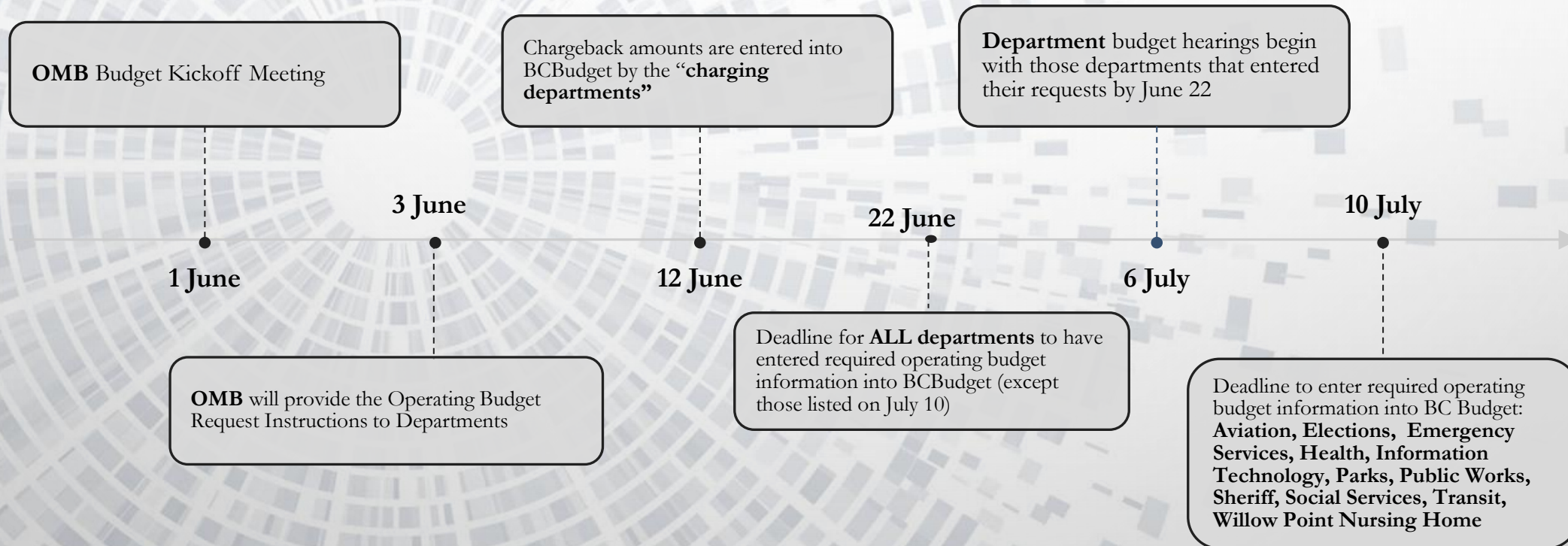
OFFICE OF MANAGEMENT AND BUDGET

JUNE 11, 2026

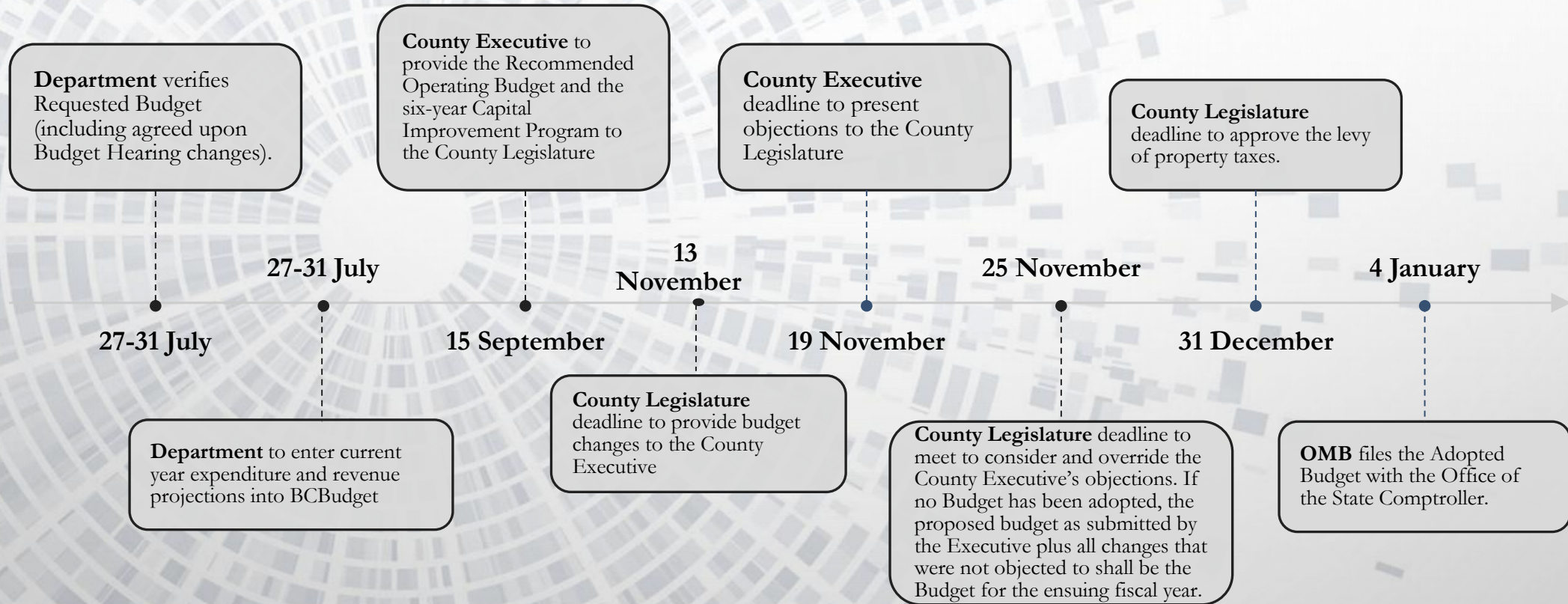
AGENDA

- 2027 OPERATING BUDGET CALENDAR
- SALES TAX YEAR TO DATE THROUGH JUNE 5, 2026
- OTHER TAX COLLECTION UPDATE

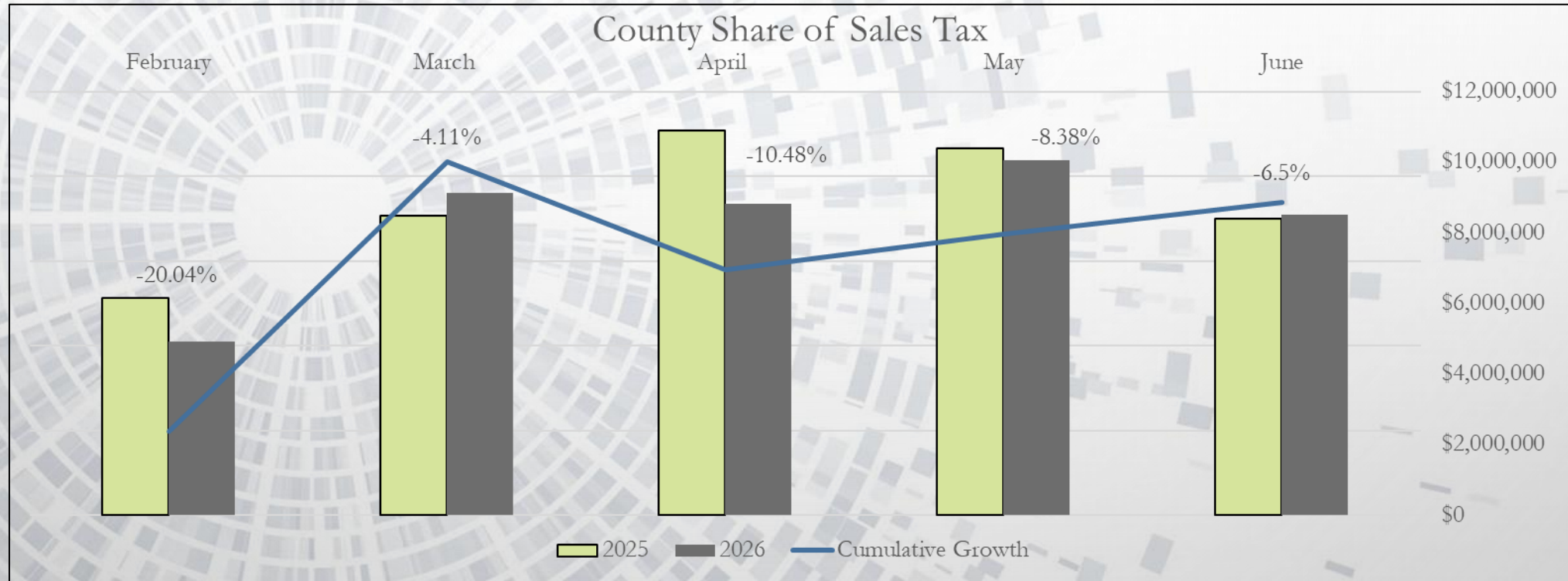
BUDGET CALENDAR



BUDGET CALENDAR



SALES TAX YEAR TO DATE



**NYS Sales Tax Revenues
Total and County Revenues
By Receipt
As of June 5, 2026**

Date Received 2025/2026	Gross Receipt				County Revenue			
	2025	2026	2026 over (under) 2025	Cumulative Growth	2025	2026	2026 over (under) 2025	Cumulative Growth
* Color coded per quarter								
February 7 / February 6	\$ 6,949,826.60	\$ 7,862,132.32	\$ 912,305.72	13.13%	\$ 4,343,641.63	\$ 4,913,832.70	\$ 570,191.07	13.13%
February 13 / February 13	2,882,396.49	-	\$ (2,882,396.49)	-20.04%	1,801,497.81	-	\$ (1,801,497.81)	-20.04%
March 6 / March 6	11,520,211.53	12,137,186.61	\$ 616,975.08	-6.34%	7,200,132.21	7,585,741.63	\$ 385,609.42	-6.34%
March 13 / March 13	2,080,829.61	2,471,044.10	\$ 390,214.49	-4.11%	1,300,518.51	1,544,402.56	\$ 243,884.05	-4.11%
April 7 / April 7	15,003,052.18	11,612,419.69	\$ (3,390,632.49)	-11.33%	9,376,907.61	7,257,762.31	\$ (2,119,145.30)	-11.33%
April 13 / April 13	2,431,700.28	2,502,167.68	\$ 70,467.40	-10.48%	1,519,812.67	1,563,854.80	\$ 44,042.13	-10.48%
May 5 / May 7	13,622,834.87	13,464,531.39	\$ (158,303.48)	-8.15%	8,514,271.79	8,415,332.12	\$ (98,939.67)	-8.15%
May 15 / May 13	3,025,781.05	2,647,729.76	\$ (378,051.29)	-8.38%	1,891,113.16	1,654,831.10	\$ (236,282.06)	-8.38%
June 7 / June 5	13,430,189.73	13,636,524.63	\$ 206,334.90	-6.50%	8,393,868.58	8,522,827.89	\$ 128,959.31	-6.50%
June 13 / June 13	2,503,135.26				1,564,459.54			
June 28 / June 30	3,413,467.26				2,133,417.04			
July 3 / July 1	7,477,740.15				4,673,587.59			
July 15 / July 14	4,247,735.79				2,654,834.87			
Aug 7 / Aug 7	12,721,557.32				7,950,973.32			
Aug 13 / Aug 13	2,512,001.92				1,570,001.20			
Sept 8 / Sept 8	13,362,812.44				8,351,757.77			
Sept 13 / Sept 15	2,711,898.37				1,694,936.48			
Oct 6 / Oct 7	15,060,714.74				9,412,946.71			
Oct 13 / Oct 15	2,970,089.48				1,856,305.92			
Nov 7 / Nov 7	12,805,278.27				8,003,298.92			
Nov 13 / Nov 13	2,507,509.19				1,567,193.24			
Dec 7 / Dec 5	12,869,123.16				8,043,201.97			
Dec 13 / Dec 13	2,557,568.58				1,598,480.36			
Dec 29 / Dec 31	6,520,447.31				4,075,279.57			
Jan 2, 2025 / Jan 2 2027	8,413,740.57				5,258,587.86			
Jan 12, 2025 / Jan 13, 2027	3,838,653.03				2,399,158.14			
Feb 6, 2026/ Feb 7, 2027	6,721,329.38				4,200,830.86			
Feb 13, 2026 / Feb 13, 2027	2,897,223.78				1,810,764.86			
Total to Date	\$ 197,058,848.34	\$ 66,333,736.18	\$ (4,613,086.16)		\$ 123,161,780.19	\$ 41,458,585.11	\$ (2,883,178.86)	-0.023409688
Annual Total	\$ 197,058,848.34	\$ 66,333,736.18	\$ (4,613,086.16)		\$ 123,161,780.19	\$ 41,458,585.11	\$ (2,883,178.86)	
					\$ 119,093,725.00	\$ 122,964,270.00		
				% of Budget (to Date)	103.42%	33.72%		
				% of Budget (for year)	103.42%	33.72%		

OTHER TAX COLLECTION

- Hotel/Motel Tax Collection – No Change since reported in April 2026
- Casino Revenue – No Change since reported in April 2026
- Adult Use Cannabis Tax – Waiting on the State for Information
 - Received \$230,400.94 in January 2026
 - County Portion is 25% or \$57,600.23
 - The 75% or \$172,800.71 to be distributed is unknown – need information from NY
- Mortgage Tax Collection – No Change since reported in April 2026