

Broome County Financial Update

August 14, 2025

Office of Management and Budget

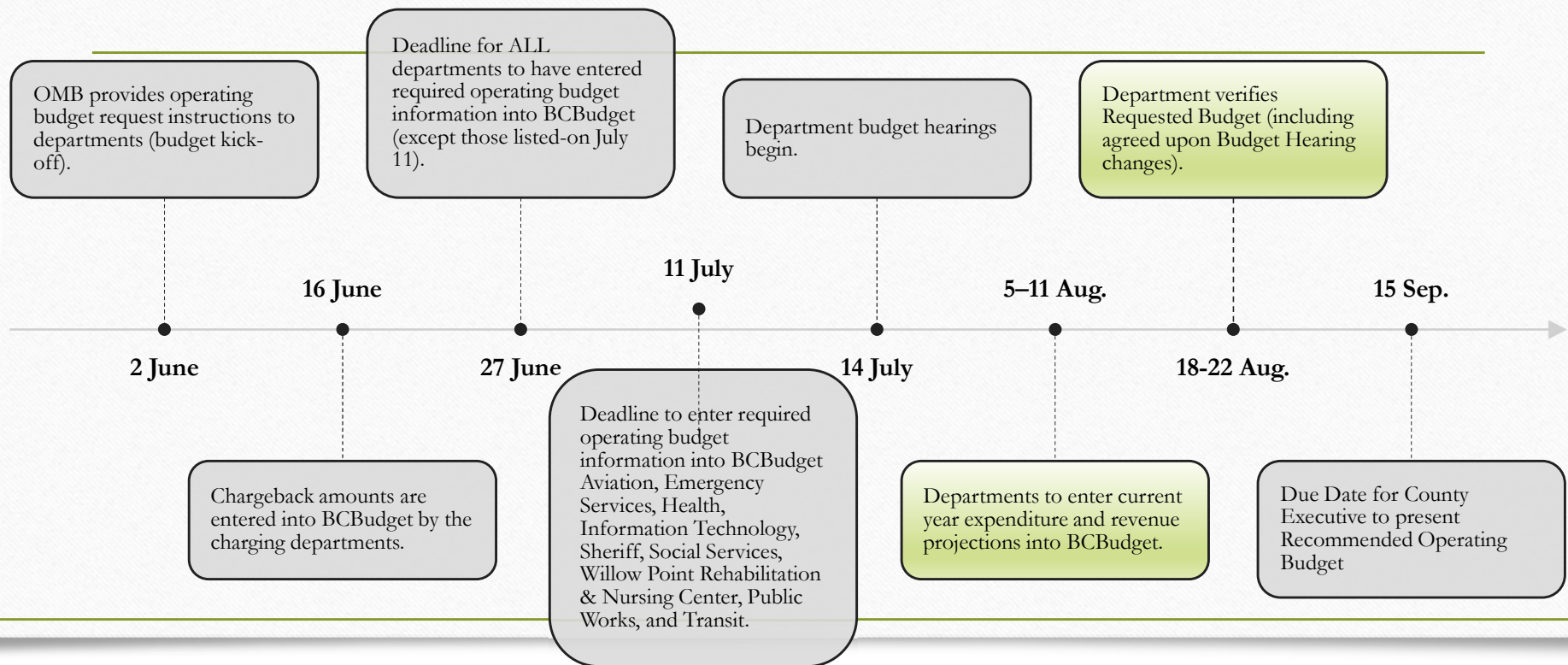


2026 Budget Calendar

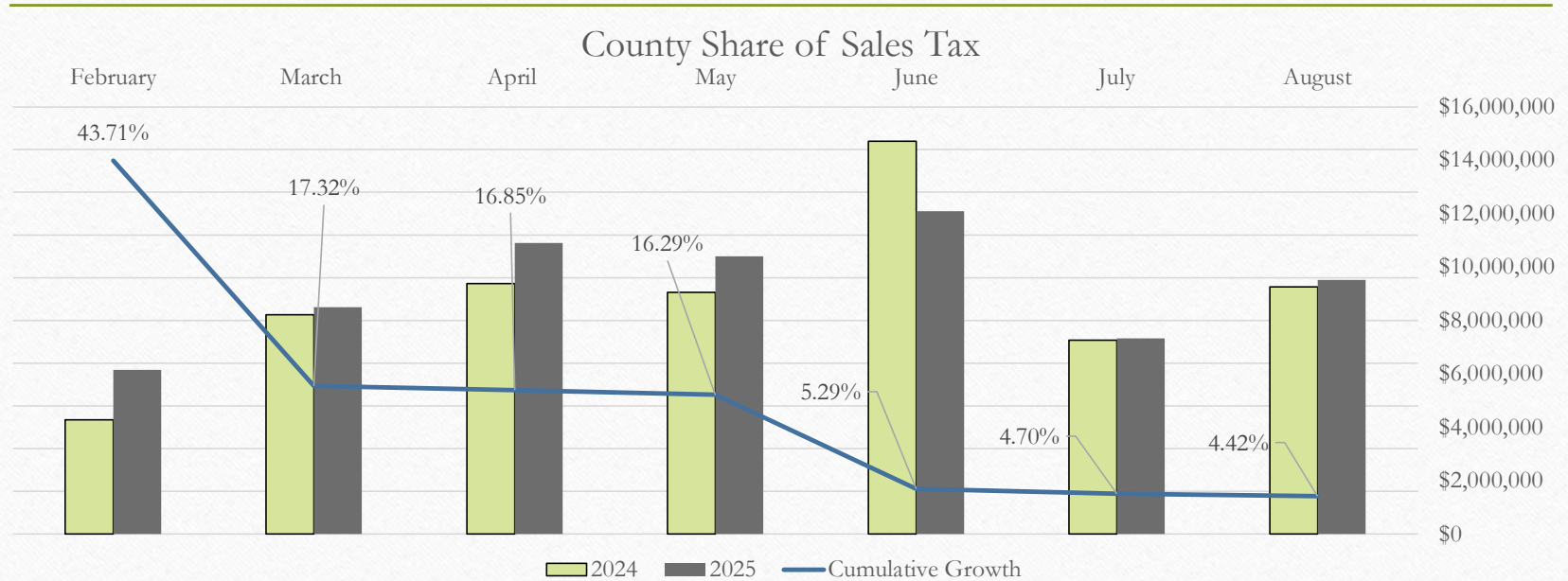
Sales Tax

Cannabis Tax

2026 Operating Budget Calendar



Sales Tax Year to Date

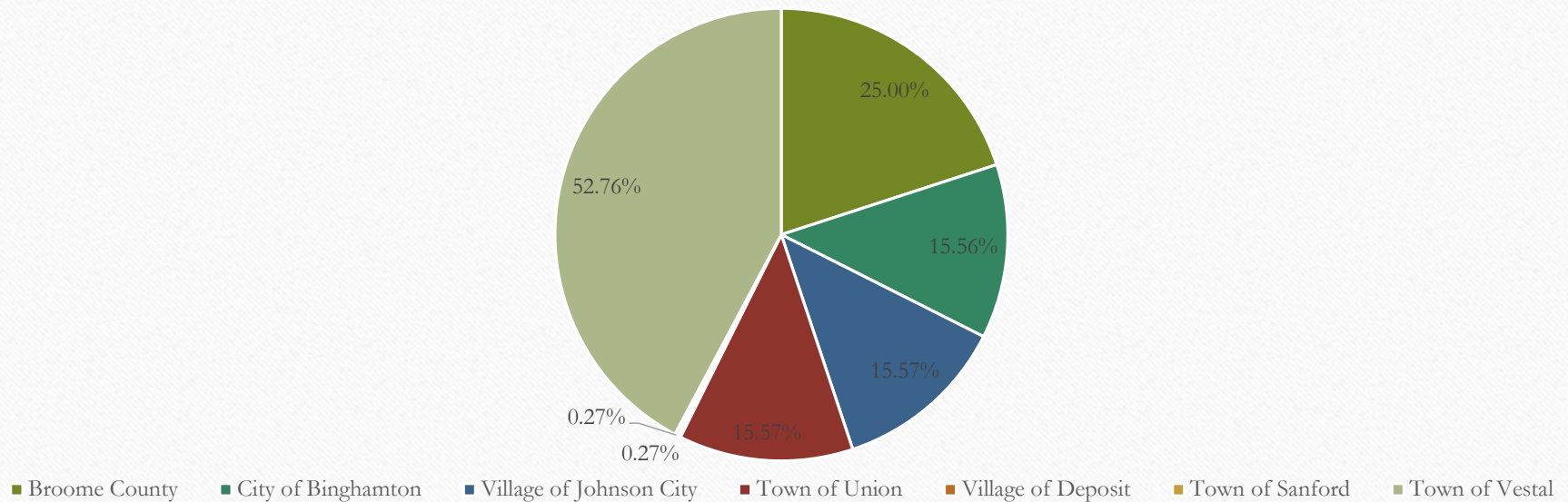


**NYS Sales Tax Revenues
Total and County Revenues
By Receipt
As of August 13, 2025**

Date Received 2024/2025 * Color coded per quarter	Gross Receipt				County Revenue			
	2024	2025	2025 over (under) 2024	Cumulative Growth	2024	2025	2025 over (under) 2024	Cumulative Growth
February 7 / February 7	\$ 6,841,493.91	\$ 6,949,826.60	\$ 108,332.69	1.58%	\$ 4,275,933.69	\$ 4,343,641.63	\$ 67,707.93	1.58%
February 13 / February 13	-	2,882,396.49	\$ 2,882,396.49	43.71%	-	\$ 1,801,497.81	\$ 1,801,497.81	43.71%
March 6 / March 7	11,036,575.44	11,520,211.53	\$ 483,636.09	19.43%	6,897,859.65	\$ 7,200,132.21	\$ 302,272.56	19.43%
March 13 / March 13	2,096,249.25	2,080,829.61	\$ (15,419.64)	17.32%	1,310,155.78	\$ 1,300,518.51	\$ (9,637.27)	17.32%
April 7 / April 7	12,470,736.66	15,003,052.18	\$ 2,532,315.52	18.47%	7,794,210.41	\$ 9,376,907.61	\$ 1,582,697.20	18.47%
April 13 / April 14	2,529,468.06	2,431,700.28	\$ (97,767.78)	16.85%	1,580,917.54	\$ 1,519,812.68	\$ (61,104.87)	16.85%
May 5 / May 7	12,096,924.62	13,622,834.87	\$ 1,525,910.25	15.76%	7,560,577.89	\$ 8,514,271.79	\$ 953,693.90	15.76%
May 15 / May 13	2,386,563.70	3,025,781.05	\$ 639,217.35	16.29%	1,491,602.31	\$ 1,891,113.16	\$ 399,510.85	16.29%
June 7 / June 6	12,605,672.04	13,430,189.73	\$ 824,517.69	14.31%	7,878,545.02	\$ 8,393,868.58	\$ 515,323.56	14.31%
June 13 / June 13	2,793,356.16	2,503,135.26	\$ (290,220.90)	13.25%	1,745,847.60	\$ 1,564,459.54	\$ (181,388.06)	13.25%
June 28 / June 30	8,143,883.62	3,413,467.26	\$ (4,730,416.36)	5.29%	5,089,927.26	\$ 2,133,417.04	\$ (2,956,510.22)	5.29%
July 3 / July 1	7,177,077.47	7,477,740.15	\$ 300,662.68	5.19%	4,485,673.42	\$ 4,673,587.59	\$ 187,914.17	5.19%
July 15 / July 14	4,437,965.66	4,247,735.79	\$ (190,229.87)	4.70%	2,773,728.54	\$ 2,654,834.87	\$ (118,893.67)	4.70%
Aug 7 / Aug 7	12,218,192.84	12,721,557.32	\$ 503,364.48	4.62%	7,636,370.52	\$ 7,950,973.33	\$ 314,602.81	4.62%
Aug 13 / Aug 13	2,591,441.22	2,512,001.92	\$ (79,439.30)	4.42%	1,619,650.76	\$ 1,570,001.20	\$ (49,649.56)	4.42%
Sept 8 / Sept 9	12,426,160.53		\$ (12,426,160.53)		7,766,350.33		\$ (7,766,350.33)	
Sept 13 / Sept 13	2,462,029.26		\$ (2,462,029.26)		1,538,768.29		\$ (1,538,768.29)	
Oct 6 / Oct 7	14,342,314.11		\$ (14,342,314.11)		8,963,946.32		\$ (8,963,946.32)	
Oct 13 / Oct 15	3,155,878.06		\$ (3,155,878.06)		1,972,423.79		\$ (1,972,423.79)	
Nov 7 / Nov 7	12,116,690.42		\$ (12,116,690.42)		7,572,931.51		\$ (7,572,931.51)	
Nov 13 / Nov 13	2,245,997.37		\$ (2,245,997.37)		1,403,748.36		\$ (1,403,748.36)	
Dec 7 / Dec 6	12,237,771.27		\$ (12,237,771.27)		7,648,607.04		\$ (7,648,607.04)	
Dec 13 / Dec 13	2,325,063.51		\$ (2,325,063.51)		1,453,164.69		\$ (1,453,164.69)	
Dec 29 / Dec 31	8,397,265.13		\$ (8,397,265.13)		5,248,290.71		\$ (5,248,290.71)	
Jan 2, 2025 / Jan 2 2026	7,564,022.04		\$ (7,564,022.04)		4,727,513.77		\$ (4,727,513.77)	
Jan 12, 2025 / Jan 13, 2026	3,768,311.30		\$ (3,768,311.30)		2,355,194.56		\$ (2,355,194.56)	
Feb 7, 2025/ Feb 8, 2026	6,319,632.48		\$ (6,319,632.48)		3,949,770.30		\$ (3,949,770.30)	
Feb 13, 2025 / Feb 15, 2026	-	-	\$ -		-		\$ -	
Total to Date	\$ 99,425,600.65	\$ 103,822,460.04	\$ 4,396,859.39		\$ 62,141,000.39	\$ 64,889,037.53	\$ 2,748,037.13	
Annual Total	\$ 186,786,736.13	\$ 103,822,460.04	\$ (82,964,276.09)		\$ 116,741,710.06	\$ 64,889,037.53	\$ (51,852,672.54)	
					\$ 116,371,377.00	\$ 119,093,725.00		
				% of Budget (to Date)	53.40%	54.49%		
				% of Budget (for year)	100.32%	54.49%		

Tax on Adult Use Cannabis

Cannabis Tax Distribution YTD =\$256,041.78



Questions?

Jane St. Amour, Director

Office of Management and Budget