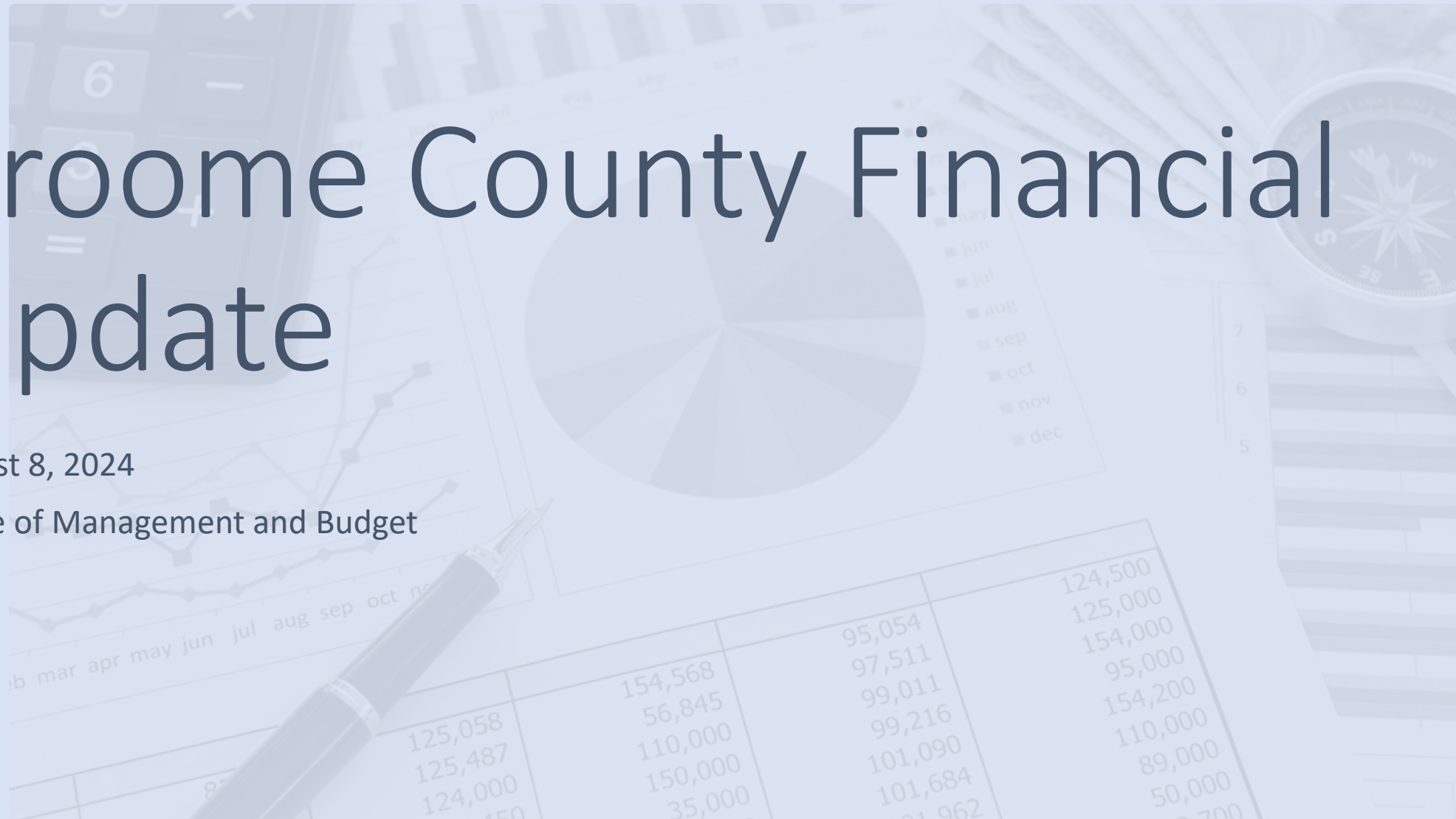


Broome County Financial Update

August 8, 2024

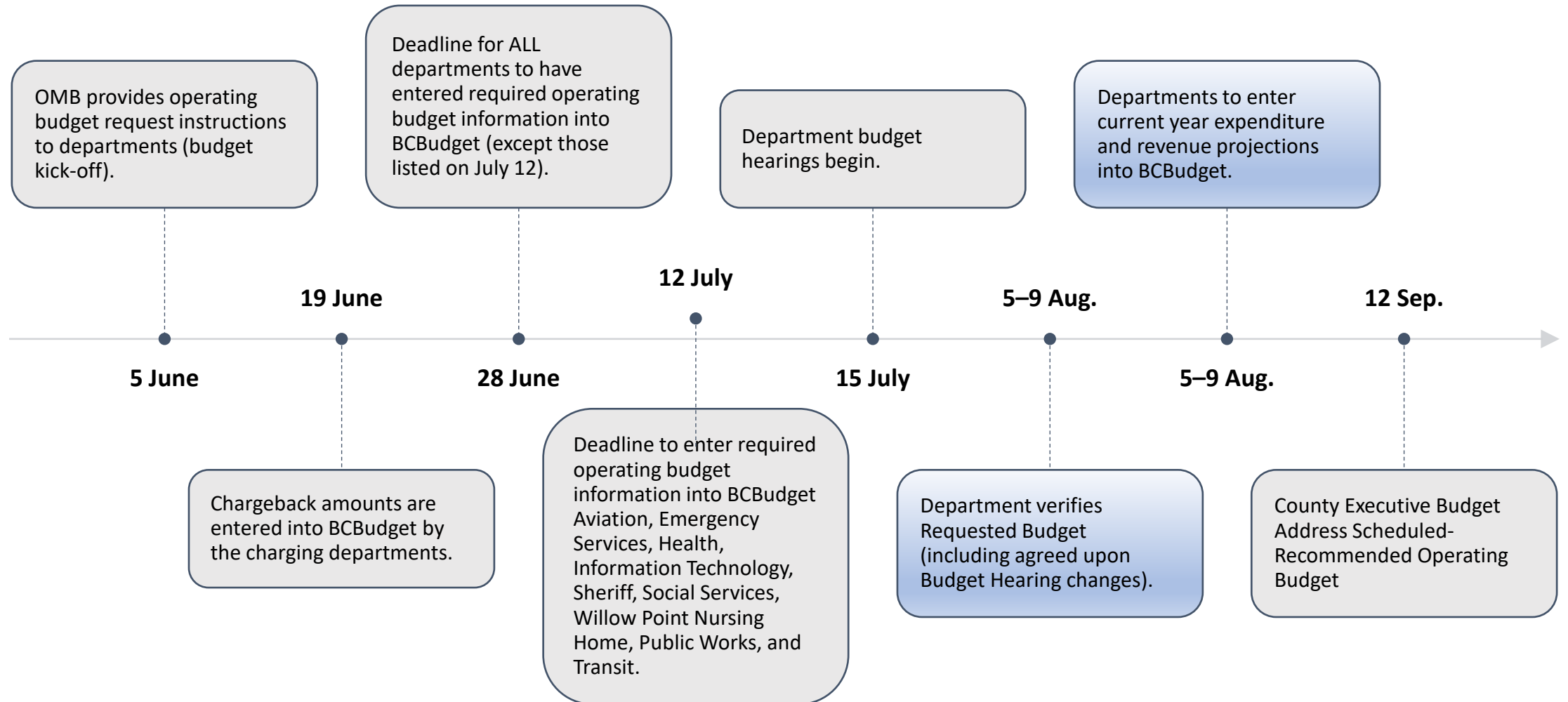
Office of Management and Budget





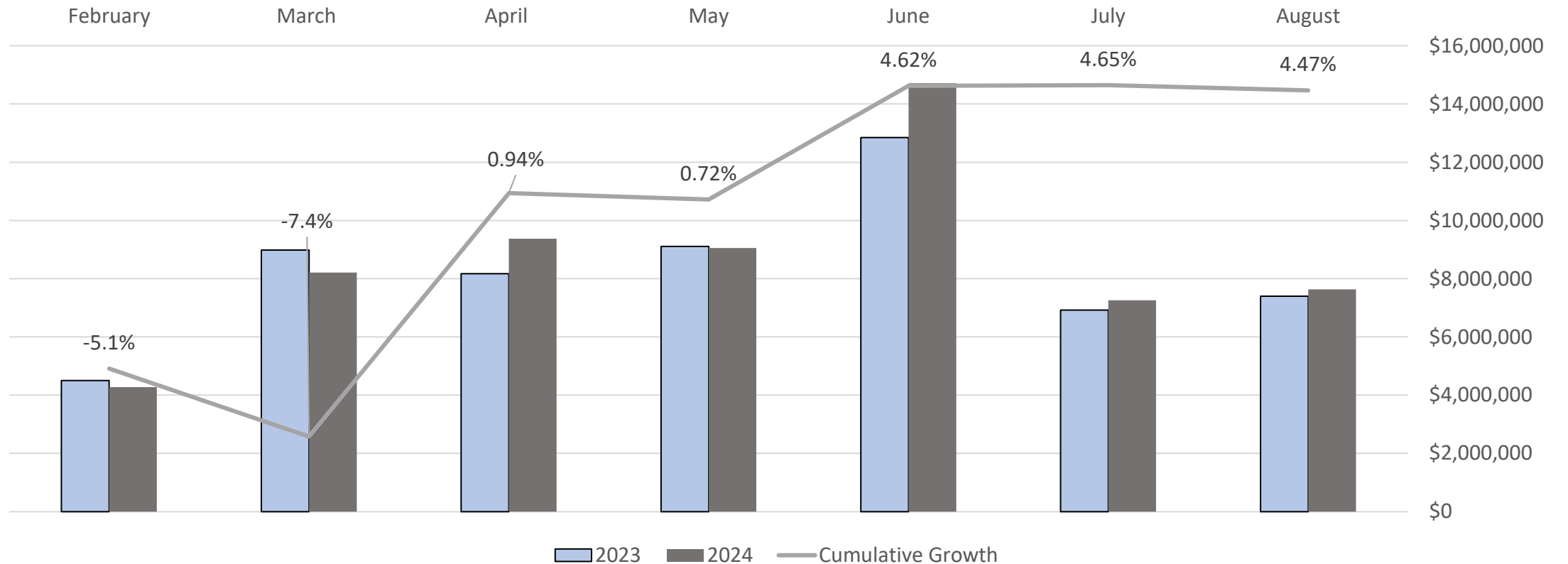
2025 Budget Calendar Sales Tax Cannabis Tax

2025 Operating Budget Calendar



Sales Tax Year to Date

County Share of Sales Tax

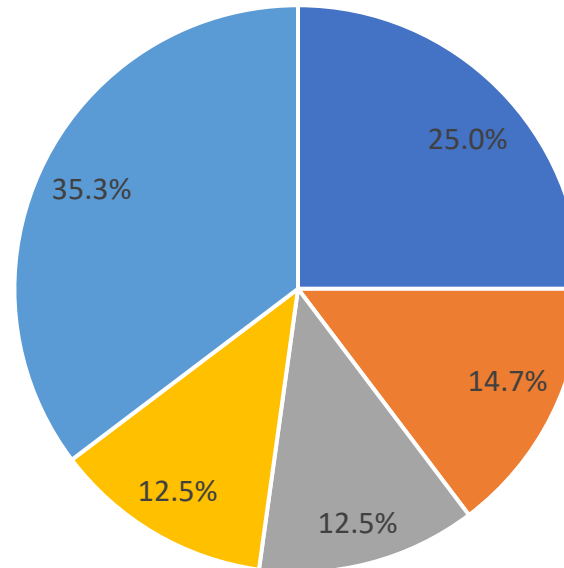


**NYS Sales Tax Revenues
Total and County Revenues
By Receipt
As of August 7, 2024**

Date Received 2023/2024	Gross Receipt				County Revenue			
	2023	2024	2024 over (under) 2023	Cumulative Growth	2023	2024	2024 over (under) 2023	Cumulative Growth
* Color coded per quarter								
February 7 / February 7	\$ 7,208,608.28	\$ 6,841,493.91	\$ (367,114.37)	-5.09%	\$ 4,505,380.18	\$ 4,275,933.69	\$ (229,446.48)	-5.09%
March 6 / March 7	11,964,537.53	11,036,575.44	\$ (927,962.09)	-6.75%	7,477,835.96	6,897,859.65	\$ (579,976.31)	-6.75%
March 13 / March 13	2,402,380.15	2,096,249.25	\$ (306,130.90)	-7.42%	1,501,487.59	1,310,155.78	\$ (191,331.81)	-7.42%
April 7 / April 5	10,613,299.49	12,470,736.66	\$ 1,857,437.17	0.80%	6,633,312.18	7,794,210.41	\$ 1,160,898.23	0.80%
April 13 / April 15	2,461,392.83	2,529,468.06	\$ 68,075.23	0.94%	1,538,370.52	1,580,917.54	\$ 42,547.02	0.94%
May 5 / May 7	12,086,786.69	12,096,924.62	\$ 10,137.93	0.72%	7,554,241.68	7,560,577.89	\$ 6,336.21	0.72%
May 15 / May 13	2,481,213.68	2,386,563.70	\$ (94,649.98)	0.49%	1,550,758.55	1,491,602.31	\$ (59,156.24)	0.49%
June 7 / June 7	12,126,843.96	12,605,672.04	\$ 478,828.08	1.17%	7,579,277.48	7,878,545.03	\$ 299,267.55	1.17%
June 13 / June 13	2,405,513.38	2,793,356.16	\$ 387,842.78	1.74%	1,503,445.86	1,745,847.60	\$ 242,401.74	1.74%
June 28 / June 28	6,026,850.82	8,143,883.62	\$ 2,117,032.80	4.62%	3,766,781.76	5,089,927.26	\$ 1,323,145.50	4.62%
July 3 / July 1	6,701,954.94	7,177,077.47	\$ 475,122.53	4.84%	4,188,721.84	4,485,673.42	\$ 296,951.58	4.84%
July 15 / July 15	4,376,779.90	4,437,965.66	\$ 61,185.76	4.65%	2,735,487.44	2,773,728.54	\$ 38,241.10	4.65%
Aug 7 / Aug 7	11,836,698.87	12,218,192.84	\$ 381,493.97	4.47%	7,397,936.79	7,636,370.52	\$ 238,433.73	4.47%
Aug 14 / Aug 14	2,528,760.30		\$ (2,528,760.30)		1,580,475.19		\$ (1,580,475.19)	
Sept 8 / Sept 8	11,915,166.78		\$ (11,915,166.78)		7,446,979.24		\$ (7,446,979.24)	
Sept 13 / Sept 13	2,420,984.61		\$ (2,420,984.61)		1,513,115.38		\$ (1,513,115.38)	
Oct 6 / Oct 6	16,068,437.84		\$ (16,068,437.84)		10,042,773.65		\$ (10,042,773.65)	
Oct 13 / Oct 13	3,054,287.89		\$ (3,054,287.89)		1,908,929.93		\$ (1,908,929.93)	
Nov 7 / Nov 7	11,869,428.95		\$ (11,869,428.95)		7,418,393.09		\$ (7,418,393.09)	
Nov 13 / Nov 13	2,314,915.92		\$ (2,314,915.92)		1,446,822.45		\$ (1,446,822.45)	
Dec 7 / Dec 7	11,862,463.40		\$ (11,862,463.40)		7,414,039.63		\$ (7,414,039.63)	
Dec 13 / Dec 13	2,536,554.64		\$ (2,536,554.64)		1,585,346.65		\$ (1,585,346.65)	
Dec 29 / Dec 29	5,613,907.92		\$ (5,613,907.92)		3,508,692.45		\$ (3,508,692.45)	
Jan 2 2025 / Jan 2 2025	7,357,670.30		\$ (7,357,670.30)		4,598,543.94		\$ (4,598,543.94)	
Jan 12/Jan 13, 2025	4,263,950.30		\$ (4,263,950.30)		2,664,968.94		\$ (2,664,968.94)	
Feb 6 / Feb 7, 2025	5,366,455.35		\$ (5,366,455.35)		3,354,034.59		\$ (3,354,034.59)	
Feb 11 / Feb 14, 2025	2,653,272.90		\$ (2,653,272.90)		1,658,295.56		\$ (1,658,295.56)	
Total to Date	\$ 92,692,860.52	\$ 96,834,159.43	\$ 4,141,298.91		\$ 57,933,037.83	\$ 60,521,349.64	\$ 2,588,311.82	
Annual Total	\$ 182,519,117.62	\$ 96,834,159.43	\$ (85,684,958.19)		\$ 114,074,448.52	\$ 60,521,349.64	\$ (53,553,098.88)	
					\$ 106,201,497.00	\$ 116,371,377.00		
				% of Budget (to Date)	54.55%	52.01%		
				% of Budget (for year)	107.41%	52.01%		

Tax on Adult Use Cannabis

Cannabis Tax Distribution YTD



■ Broome County ■ City of Binghamton ■ Village of Johnson City ■ Town of Union ■ Town of Vestal

Questions?

Jane St. Amour, Director

Office of Management and Budget