BCHD Community Health Survey Final Results

By: Bri Very & Meg Reynolds

BROOME COUNTY NEW YORK

Thank you for your work! The survey effort was largely successful.

- Most survey responses in BCHD history.
- Public seemed enthusiastic about voicing opinions, dialogue was opened and people were imagining potential changes. Empowering/ hopeful.
- Lots of honest feedback. Many utilized the “other” category to write in more specific responses.
- New perspective for us all. These responses should inform our outreach and programs. They can increase efficacy and lead to better health outcomes.
- Health information and items were distributed. Questions answered.
- Community organizations played a huge role. Supportive in sharing our survey and hosting us at events to distribute surveys. New connections built.

Areas of Improvement/ Weaknesses

- Font too small - size twelve.
- Survey too long - used a lot of paper, some took a very long time to complete it (average 7-9 minutes)
- (#1) Should have been qualifying/ disqualifying question
- Age requirement
- Order off - empowering questions first, demographic/ probing later
- Some questions were long or complicated so less informative
- Some language should have been simplified
- “Choose 3” or “choose 5” questions lose validity without concrete stoppers

Demographic Data Response

- 2,593 responses
- **Question 1:** 91.4% lives in Broome, 7.3% (No, but works in Broome), 1.3% does not live or work in Broome.
- **Question 2:** 68.8% female, 28.6% male, 1.2% non-binary, 1.5% prefer not to say.
- **Question 3:** Under 18: 2.8%, 18-24: 8.4%, 25-34(highest) 24.6%, 35-44: 21.02%, 45-54: 13.6%, 55-64: 16.5%, 65+:13.1%.
- **Question 4:** 87.2% White or caucasian, 6.7% Black or African American, 4.8% Hispanic or Latino, 3.7% Asian or Asian American, 2.7% American Indian or Alaska Native, .67% Native Hawaiian or other Pacific Islander, 21 “Other”
- **Question 5:** Education: Less than HS (5.4%), High school diploma/GED (13.4%) Some College: (16.8%), Trade/Cert: (7.2%), Associates degree (17.1%) Bachelor’s degree (22.4%), Master’s degree or higher (17.6%).

Demographic Data Responses (cont.)

6.

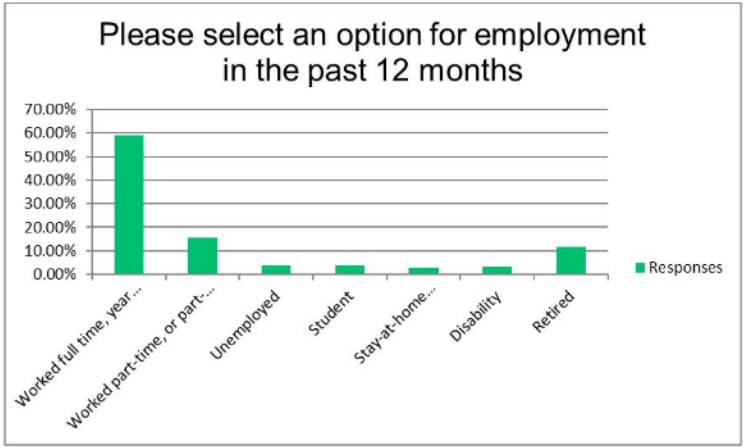

Multiple answers possible

7.

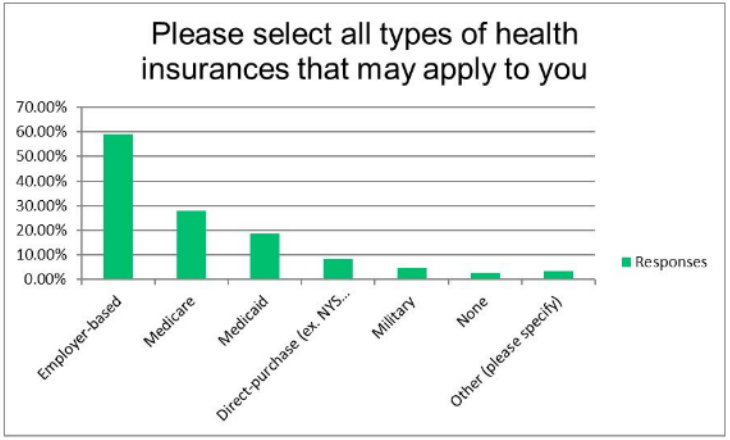

8.

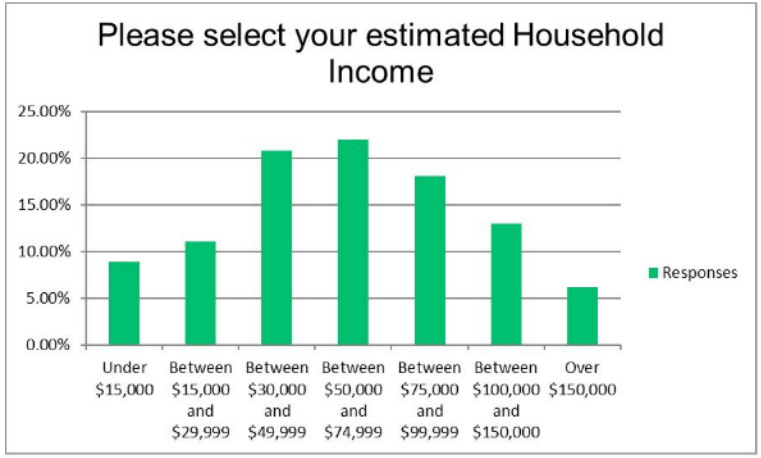

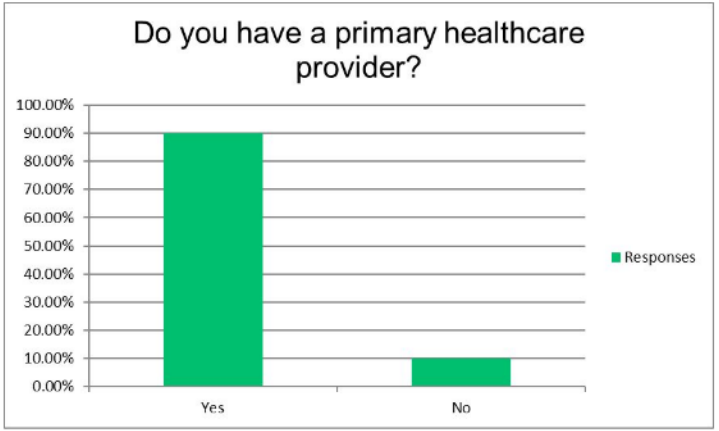

Current demographic trends in Broome County

- 192,000+ people in Broome County.
- 51% female, 49% male.
- 83% White, 5% Black, >1% Native American, 4% Asian, >1% Pacific Islander, 4% Hispanic, 3% Two or More.
- Persons under 18: 19.4%, Persons 65 and over: 19.7%,
- High school graduate or higher: 90.3%
- Bachelor's degree or higher (age 25+): 28.8%
- Median household income: $52,237.

Source: Census.gov/quickfacts (Population Estimates, July 1 2021,).

Please select the five (5) biggest health problems you believe our community is currently facing

Answer Choices	Responses	
Addiction to alcohol or other drugs (substance use disorder)	64.48%	1634
Mental health issues	51.38%	1302
Overweight and obesity in adults	34.73%	880
Cancer	29.24%	741
Diabetes	22.61%	573

Too many choices

Which changes would you like to see in Broome County to make it a healthier place to live? Please select your top three (3)

Answer Choices	Responses	
Increase access to mental health services	52.41%	1324
Reduce crime and improve neighbor safety	37.53%	948
Affordable housing options	31.87%	805
Increase and improve general healthcare services	23.20%	586
Better job opportunities	20.78%	525

What keeps you from making healthier choices for both your physical and mental health such as quitting smoking, exercising more, eating healthier, etc.?

Answer Choices	Responses	
Time	41.94%	1046
Motivation	39.37%	982
Cost	36.17%	902
All of the above	16.84%	420
Support	15.44%	385
Knowledge	9.78%	244

Which of the following have you, or your family, experienced when seeking medical care in the past 2 years? (select all that apply.)

Answer Choices	Responses	
Long wait to get an appointment	34.59%	800
Difficulty getting to a medical appointment due to office hours	26.55%	614
Feeling like your healthcare provider is not listening	21.57%	499
Feeling as if your healthcare provider does not understand you or	21.23%	491
Feeling as if your healthcare provider is not spending enough tim	19.67%	455

Too many choices

14. **Please select the following responses that apply to you for each given health topic.**

	Yes, this is a concern for me or someone I care about.		Yes, I know where to go for this issue.		Total
Cancer	71.03%	1216	46.67%	799	1712
Lung disease	52.99%	736	56.16%	780	1389
Heart disease	60.43%	950	55.22%	868	1572
Hypertension (high blood pressure)	63.58%	1070	55.73%	938	1683
Adult overweight/obesity	71.30%	1282	47.72%	858	1798
Child overweight/obesity	50.12%	631	53.06%	668	1259
Sexually transmitted infections (STIs)	43.72%	529	60.08%	727	1210
HIV/AIDS	41.92%	490	61.33%	717	1169
Teenage pregnancy	45.92%	523	56.72%	646	1139
Stroke	53.14%	719	55.51%	751	1353
Depression	68.99%	1170	47.82%	811	1696
Suicide	51.62%	655	54.45%	691	1269
Alcoholism	58.73%	811	51.99%	718	1381
Tobacco use	56.26%	728	51.24%	663	1294
Substance Use (other than alcohol & tobacco)	53.94%	692	53.78%	690	1283
Mental health (depression, anxiety, etc.)	72.90%	1275	44.94%	786	1749
Child abuse	44.02%	519	60.22%	710	1179
Domestic abuse	46.57%	557	57.94%	693	1196
Homelessness	49.15%	576	54.44%	638	1172
Older adult falls	56.47%	716	50.16%	636	1268
Developmental disability	52.67%	641	52.75%	642	1217
Other disability	51.79%	606	52.48%	614	1170
Communicable disease (COVID-19, flu, etc.)	55.56%	790	58.93%	838	1422
Women's reproductive health	58.91%	813	54.93%	758	1380

Too much in one

PCP is POC for most

Questions 15&16

- Services with limited availability: Outpatient/inpatient mental health services, affordable housing, healthcare specialists, PCPs, Home health care, Outpatient/inpatient alcohol and substance use treatment.
- Services that are poor quality: Nursing homes/assisted living centers, emergency room care, hospital care, affordable housing, outpatient/inpatient mental health services.
- Services that are available/sufficient: Pharmacies, Eye care, Dental Care, Ambulance/EMS Care.
- Most of the public get their information about health resources from Internet/Social Media (59.4%), Family or friends (55.1%), and Healthcare Provider (51.7%)



17.

Regarding COVID-19, what are your concerns moving forward? (Please select all that apply)		
Answer Choices	Responses	
Political division or unrest	45.14%	970
New emerging variants such as Delta or Omicron	38.58%	829
Long term COVID (symptoms that last more than 4 weeks.)	37.69%	810
Children falling behind in school	35.88%	771
Loosening restrictions (mask use, vaccination, etc.)	35.55%	764
Myself or loved ones becoming infected with COVID-19	32.20%	692
Financial instability	32.11%	690
The health of my community	30.29%	651
Understanding changing guidelines (ex: isolation, return to work p	25.31%	544
Access to vaccines or boosters	23.31%	501
Other (please specify)		103
	Answered	**2149**
	Skipped	**444**

18. How has COVID-19 impacted aspects of your life?

- Improved: Ability to get childcare (16.1%), Relationships with family and friends (13.3%), Job or work environment (11.2%).
- Worsened: Mental Health (45.8%), Feelings of isolation (44.4%), Financial Stability (39.7%), Job or work environment (39.4%), Relationships with friends and family (37.3%), Education and school environment (34%).

Logistics

- 2,593 responses
- 89% completion rate
- Typical time spent: 8 minutes
- Around 50% of respondents chose to enter for the Gift Card
- Highly skipped questions..#17: 434 skipped, #18: 366 skipped, #15: 357, #16: 352.
- Questions with the “other” or write-in option got 100+ write-in responses.

Questions?

BROOME COUNTY
NEW YORK