


Broome County **BUDGET**

Adopted
2006



CLICK ON TITLES TO GO TO APPROPRIATE SECTION

TABLE OF CONTENTS

<u>ITEM</u>	<u>PAGE</u>	<u>ITEM</u>	<u>PAGE</u>
Budget and Appropriations Resolutions	3	Public Safety	
Broome County Administration	6	Sheriff (Elected Official)	193
2006 County Legislature	7	Emergency Services with E-911	210
BUDGET MESSAGE	9	Probation	221
Schedules 1 & 2 – Summary by Funds	21	Security Services/Public Works	232
		Stop-DWI	240
OPERATING BUDGET – Fund type		Health	
General Government		Health and Children with Special Needs	249
Legislature (Elected Official)	33	Mental Health	281
Executive (Elected Official)	41	Willow Point Nursing Facility – Enterprise	290
County Clerk (Elected Official)	46	Transportation	
District Attorney (Elected Official)	62	Aviation – Enterprise	331
Audit & Control	69	Highways/Public Works	339
Central Food – Internal Services	79	County Roads – Special Revenue	340
Coroners	86	Road Machinery - Special Revenue	348
Elections	90	Public Transportation – Enterprise	352
Finance	95	Economic Assistance & Opportunity	
Information (Computer) Technology	102	Aging, Office for (OFA)	363
Law (County Attorney)	119	Community Alternative Systems Agency (CASA)	370
Personnel	129	Social Services (DSS)	376
Public Defender	135	Veterans’ Services	410
Public Works	141	Home & Community Services	
Fleet Management – Internal Services	156	Planning & Economic Development	417
Purchasing	163	Solid Waste Management – Enterprise	428
Real Property Tax Service	169		
Risk & Insurance	177		
Risk Management – Internal Services	178		
Health Insurance – Internal Services	184		
Workers’ Compensation – Internal Services	187		

<u>ITEM</u>	<u>PAGE</u>		
Culture & Recreation		County Fees	
Veterans Memorial Arena/Park-Special Revenue	441	Arena	562
Forum (Performing Arts Theater)/Parks	449	Forum	563
En-Joie Golf Course	454	Parks	564
Parks & Recreation	458	En-Joie Golf	565
Library – Special Revenue	473	Tax Collection	566
Youth Bureau	482	County Clerk	567
		Common DMV	568
		Health Department	569
Unallocated Items		Landfill Tip Fee	572
Special Objects of Expense	491	Mental Health	573
Other Contract Agencies	493	Office For Aging	574
Debt Service (General Fund only)	496	Planning (Mapping & Data)	575
Interfund Transfers (General Fund only)	499	Sheriff	576
		Weights & Measures	577
		Willow Point Nursing Home	578
CAPITAL BUDGET		Miscellaneous	579
Capital Budget	503	Civil Service Exams	
Summary of Debt	516	Legislature	
History of Debt Service	517	Library	
Serial Bonds	518	Real Property	
Certificates of Participation	526	911 Emergency Services	
BANs	527	Public Transportation	
Statement of Authorized and Un-borrowed Debt	528	Public Defender	
Authorized Capital Projects	529		
Debt Statement Summary	534		
Community College Debt Liability & Payment History	535		
SUPPLEMENTARY INFORMATION			
Personnel Changes	545		
Financial Summaries	549		
Historical Tax Levy/Rate	558		
Property Tax Levy by Municipality	559		

RESOLUTION NO. 05-493 ADOPTING THE BROOME COUNTY BUDGET FOR FISCAL YEAR 2006

RESOLVED, that the tentative budget of the County of Broome, including the County's 2006 Capital Budget, as corrected and amended to \$53,277,879 be and it hereby is adopted as the budget for the County of Broome, for the year commencing January 1, 2006 and ending December 31, 2006 and be it

FURTHER RESOLVED, that any available fund balances that exist on December 31, 2005 in excess of those appropriated for the 2006 budget, as certified by the Commissioner of Finance, be transferred to the Capital Fund to offset and replace borrowing authorization for projects as approved in the Capital Improvement Program. These funds shall be dedicated in the first instance to those projects that most directly effect real property taxes and projects with the shortest period of probable usefulness as set out in Section 11 of the Local Finance Law, and be it

FURTHER RESOLVED, that the Commissioner of Finance and Director of Budget and Research are directed to report to this Legislature and the Comptroller any transfers to the Capital Fund made pursuant to this Resolution, and be it

FURTHER RESOLVED, that the budget officer is hereby authorized, empowered, and directed to correct any modifications, changes, additions and/or typographical errors not effecting the substance of the budget and that the budget officer is further directed, after making such correction, to file same with the Clerk of the County Legislature and to furnish said Clerk with sufficient copies thereof for the members of the County legislature.

**RESOLUTION NO. 05-494 MAKING APPROPRIATIONS FOR THE CONDUCT OF THE
BROOME COUNTY GOVERNMENT FOR FISCAL YEAR 2006**

WHEREAS, this County Legislature, by an accompanying Resolution 05-494 of 2005, has adopted a budget for fiscal year 2006, now, therefore be it

RESOLVED, that the several amounts specified in such budget under the various categories and the various objects of expense in the 2006 tentative budget under the recommended column, unless a specific change or correction has been made in the same, in which case such change or corrected figure shall apply, shall be the amount appropriated for such items, effective January 1, 2006, and be it

FURTHER RESOLVED, that funds from the Contingency and Tax Stabilization Reserve Funds in the amount of \$2,000,000 be appropriated for 2006, and be it

FURTHER RESOLVED, that the fee schedule per the attached Exhibit A changing, deleting or establishing certain fees for the purpose of offsetting operating expenses be adopted, and be it

FURTHER RESOLVED, that the Budget Officer is hereby authorized, empowered and directed to correct any modifications, changes, additions and/or typographical errors not affecting the substance of the budget, and that the Budget Officer is further directed, after making such corrections, to file same with the Clerk of the County Legislature and to furnish said Clerk with sufficient copies thereof for the members of the County Legislature.

**RESOLUTION NO. 05-492 APPROVING THE 2006-2011 CAPITAL
IMPROVEMENT PROGRAM**

Resolved, that the 2006 Capital Budget and the 2006-2011 Capital Improvement Program as accompanying the tentative budget for 2006, and as corrected and amended is hereby approved and adopted as the 2006 Capital Budget and 2006-2011 Capital Improvement Program for the County of Broome, and be it

Further Resolved, that the Budget Officer be and hereby is authorized, empowered, and directed to correct any modification, changes, additions, and/or typographical errors not effecting the substance of the capital budget and capital program, and that the Budget Officer is further directed, after making such corrections, to file the same with the Clerk of the County Legislature and to furnish said clerk with sufficient copies thereof for the members of the County Legislature.

2005 BROOME COUNTY ADMINISTRATION

County Executive's Office

Barbara J. Fiala
 Patrick J. Brennan
 Darcy Fauci
 Colleen Wagner
 Tammy Kocak
 Carolyn Penna

County Executive
Deputy County Executive
Executive Assistant
Executive Assistant
Administrative Assistant
Secretary, Deputy County Executive

Budget Office

Donald E. Freed
 Nathaalie N. Maxwell
 Carol Vanuga

Director, Budget & Research
Deputy Director, Budget & Research
Secretary, Budget & Research

Elected and Appointed Officials

Daniel A. Schofield
 Richard Blythe
 Gerald F. Mollen
 David E. Harder
 Louis P. Augostini
 Alex J. McLaughlin
 Catherine C. Schaewe, Esq.
 John Perticone, Esq.
 James D. Hayes, II, MD
 Timothy T. Jones, MD
 Michael T. McCarville, MD
 John C. Prindle, MD
 Dr. Laurence Spraggs

Chairman, Legislature
County Clerk
District Attorney
Sheriff
Clerk, Legislature
Comptroller, Audit & Control
Commissioner, Elections
Commissioner, Elections
Coroner
Coroner
Coroner
Coroner
President, Broome Community College

Heads of County Departments and Administrative Units

Carl Beardsley
 Kathleen A. Bunnell
 Michelle M. Berry
 Henry Weissmann
 Gerald R. Smith
 Susan DiBenedetto
 Michael F. Aswad
 Jerome Z. Knebel
 Claudia Edwards
 Michael Restino
 Kim S. McKinney
 Joseph Sluzar
 Donna L. Riegel
 Michael Klein
 Rita Petkash
 David S. Nemecek
 Jay L. Wilber
 Janet Laszewski
 John E. Cahill
 Robert Murphy
 Carl A. Fenescey
 Art R. Johnson
 David Donahue
 John Kowalchuk
 James F. May
 Brian Vojtisek
 John F. Demske
 Beth Saxton

Commissioner, Aviation
Director, Central Foods & Office for Aging
Director, CASA
Commissioner, Public Works & Parks & Recreation
County Historian
Program Director, Employment & Training
Director, Emergency Services
Commissioner, Finance
Director, Health
Director, Highways
Director, Information Technology
County Attorney, Law
Director, Library
Personnel Officer
Commissioner, Planning & Economic Development
Director, Probation
Public Defender
Agent, Purchasing
Director, Real Property Tax Services
Manager, Risk & Insurance
Director, Security Services
Commissioner, Social Services & Mental Health
Deputy Director, Solid Waste Management
Commissioner, Public Transportation
Coordinator, STOP-DWI
Director, Veterans' Services
Administrator, Willow Point Nursing Home
Executive Director, Youth Bureau

2005 COUNTY LEGISLATURE

LEGISLATORS

District 1	Mark R. Whalen	District 11	Ronald J. Keibel
District 2	Arlene E. Nannery	District 12	Chris J. Kuzel
District 3	David L. Lindsey	District 13	Daniel A. Schofield
District 4	Joseph S. Sanfilippo	District 14	Richard A. Materese
District 5	John F. Hutchings	District 15	Michael W. Shafer
District 6	Thomas A. Hull	District 16	Brian Brunza
District 7	Arthur J. Shafer	District 17	Suzann Buchta
District 8	Wayne L. Howard	District 18	Brian K. Mather
District 9	William H. Miller	District 19	Daniel D. Reynolds
District 10	Jerry F. Marinich		

STAFF

Louis P. Augostini
Clerk of the Legislature

Laurie L. Tracy
Deputy Clerk

Carol L. Hall
Second Deputy Clerk

Robin E. Shimer
Legislative Assistant

BUDGET MESSAGE

Broome County Executive's 2006 Budget Message

Good afternoon Chairman Schofield, Broome County Lawmakers, Broome County Department Heads, Broome County Employees, members of the media and guests. I am here today to deliver the Recommended 2006 Operating Budget and 6-year Capital Improvement Program.

This is my first budget address. Going into this process, I knew we faced many challenges. Many challenges remain but I am happy to report that through sound fiscal management we present today a balanced budget that presents a true and accurate picture of the County's finances.

I wanted to take a moment to recognize my Budget Director Donald Freed and Assistant Budget Director Nathaalie Maxwell. This has been a long tough process and I am proud of the work they have done. I especially want to recognize Don. It is difficult to match his many years of public service. His depth of knowledge also cannot be matched. I am grateful he agreed to be Broome County's Budget Director once again. He is truly one of Broome County's greatest assets.

I want to thank all of the Department Heads and the staffs of each department that participated in the budget process. It is not the most pleasant time of year. It must be done and all of you handled it with true professionalism.

Going into this budget process I vowed that we would not mortgage the future for short term financial benefits. We

propose to deal with our fiscal issues in a manner that will protect all tax payers both now and in the future.

We are working towards the goal of a structurally balanced budget. This is something Broome County has not seen in awhile. I appreciate the microscope this budget will be under. I know already that my administration has been under the microscope by many in this body. I have no problem with that. In fact I invite it. I only wish the microscope had been focused on some of these fiscal problems of the past and if they had we might not be faced with some of the issues we must deal with today.

We must always be vigilant in making sure the taxpayers dollars are being spent properly and effectively no matter what party holds this office.

2006 Recommended Budget

With that being said my 2006 Recommended Budget totals \$310 million dollars. If passed as is, there will be a 1.94% increase in spending and a 3.5% increase in the Broome County tax rate. We feel this is a reasonable amount that reflects the necessary expenditures to keep Broome County operating and adequately serving our taxpayers.

If the redistribution of the sales tax had not occurred, I would have stood before you today with essentially no tax increase. We all agree that this redistribution was warranted but we must also acknowledge that Broome County still faces unrestrained social service cost increases. My hope is that the additional

sales taxes distributed to the towns, villages and City will be reflected in their 2006 property tax rates.

Medicaid Expenses

Some might be wondering that now with the Medicaid Cap, why our taxes are not decreasing? What you have to understand is that the cap is just that. It only caps the amount Medicaid costs would have increased. Do not get me wrong, we are extremely grateful state leaders have finally tackled this tremendous burden that has rested on counties' shoulders, far too long.

What the state has given us is a formula that allows for an orderly and predictable way to forecast Medicaid expenses instead of the skyrocketing costs we were forced to solely absorb in the past. While we do not know for sure what our Medicaid costs for 2006 will be until the final numbers are certified by New York State on June 30th of 2006, we anticipate our local share of these expenses to rise by \$1.2 million dollars.

Medicaid is still the single largest item in the Broome County Budget comprising approximately 11% of the total budget.

I will continue to pressure our state lawmakers to better manage Medicaid. Our state by far has the highest Medicaid expenses, including highest total amount, highest per recipient and highest per capita.

I by no means want to sacrifice the care given to some of our most vulnerable citizens but I am pretty sure if properly reviewed and properly managed there is a way to cut back on these costs. This is one category where New York does not want to be a leader in the nation.

Surplus=Deficit?

Besides Medicaid, the most significant change in this 2006 budget is the dramatic decrease in the appropriated fund balances. Before I get into that, I wanted to take a moment to acknowledge our legislature's foresight in creating the tax stabilization fund last year. That certainly helped ease the transition from last year's appropriated fund balance to the much lower figure this year.

Last year's budget utilized \$19.7 million dollars in fund balances to close the gap. Our budget only uses \$13.2 million dollars, a decrease of \$6.5 million dollars. Some of you might be wondering "what's the big deal?"

This County has historically relied on these balances to bridge the gap, however, their appropriations resulted in a downgrade of Broome County's bond rating by Moody's in 2003. This costs Broome County extra money when it comes time to borrow money and it is definitely not the message we want to be sending to investors or prospective employers looking at our community.

Appropriated fund balances are also what led to the current fiscal disaster in Erie County. Since 2000, Erie County has used an excessive amount of appropriated fund balances to make ends meet. Right now that county is facing a fiscal crisis that seems insurmountable. I am not trying to compare our fiscal outlook to Erie County's. But we all need to pay close attention to what Erie County did wrong and never repeat those mistakes. I urge all Legislators to read the State Comptroller's analysis of how Erie County came to be declared unfit to run its own finances.

That is why I pledge to work with the Legislators to reduce the amount of fund balances this county relies on to close the gap. This cannot be done overnight but every year I plan to reduce the amount of the appropriated fund balance until we have a structurally balanced budget.

My goal is to get Moody's to upgrade Broome County's bond rating. With an upgrade, not only will we save on interest expenses but it will signal to the larger community that we are a government you can safely invest in because we are serious about our finances.

Non-Existent Fund Balances

Another thing Erie County officials did was rely on non-existent balances when creating their budget. It has been done here in Broome County as well but we will no longer do that. The 2005 Budget attempted to mask a \$2.5 million dollar shortfall at the Willow Point Nursing Home by indicating it would be covered by available fund balances at the facility.

Those fund balances largely did not exist. Those balances were \$1.5 million dollars less than budgeted. This means that in 2006 we must make up the \$2.5 million dollar recurring deficit as well as the estimated \$1.5 million dollar loss from this year. That means, almost \$4 million dollars in taxpayer support will have to be budgeted for Willow Point next year.

Appropriations of balances that once existed but are obviously no longer available is fiscally unsound. These types of appropriations are exactly what Erie County did and the reason, the State Comptroller says, Erie County is a fiscal disaster.

Sales Tax Re-Distribution

I mentioned that we are now sharing more of the sales tax revenues with the City, Towns and Villages. As I stated previously, it was always my intention to do that, I would have preferred, however, that we do it during the budget cycle.

I would like to make just a few comments about the current sales tax distribution. Under the current distribution formula, all of the local municipalities will be seeing an increase. Some of the increases for the larger Towns and Villages are pretty substantial.

To put it in perspective, every municipality, other than Broome County, will see a two year increase of 9.65%. Broome County, on the other hand, will see less than a 1% increase because of the new distribution formula. That is not much of an increase when you take a look at skyrocketing expenses like

Medicaid which we have already discussed will see a 3.5% increase next year and that is with the cap.

My point is that we must tread cautiously with future discussions of the sales tax distribution formula.

Future of Willow Point Nursing Home

I would like to go back to the discussion of the future of the Willow Point Nursing Home. It is this administration's belief that we must act now to assure high quality care for some of our most vulnerable citizens; our elderly and disabled. Studies have shown that the most financially feasible option available to Broome County, to deal with its aging facility and stabilize its financial base, is for us to build new. This is the only way to rebase our rate structure and obtain Medicaid rates that are consistent with our cost of providing the service. Right now we do not get, in our opinion, a fair reimbursement from Medicaid.

I recommend we move forward with plans to build a new nursing home. We are currently reviewing available sites and will be submitting a Certificate of Need to the New York State Health Department (NYSDOH) for its approval.

The decision to proceed with this reconstruction hinges on the New York State Department of Health and its terms and whether those terms will allow us to eliminate the annual deficit at this facility.

I am also recommending we budget money for a study to see how we can operate the most efficient nursing home. Because this facility is regulated mostly by state and federal rules, we need the experts to tell us how we are doing and how we can do it better.

B.C. Transit and Future Transportation Needs

I am also recommending a study of our B.C. Transit system. It too is regulated by the state and federal government and we need an expert to tell us if we are getting the most for our tax dollar. We have some hard decisions to make about BC Transit. This year the system took a tremendous hit because of the unexpected hike in fuel costs.

We know some of this is weather related but I think we also know we are not going to be seeing much lower fuel prices in the near future.

BC Transit will end the year more than \$300-thousand dollars over budget, mainly because of fuel. We cannot simply pass the burden on to the riders. Our rider-ship consists mainly of elderly persons, the disabled, students and the poor. Something, however, needs to be done. I do not want to make any knee jerk decisions like hiking fares and cutting routes until we have an analysis done on the entire operation.

Corrections Study

Another study I would like to see done next year is an analysis of our Corrections' facility, its staffing and overtime expenses.

It just has to be done. We cannot keep throwing money at these facilities hoping the hemorrhaging will stop on its own.

Salary Freeze Impact

This administration has taken steps to cut controllable expenses. As I promised in my campaign message, I would freeze the salaries of my staff for all four years of my administration. This is going to save taxpayers close to a quarter of a million dollars over the next four years.

Personnel Changes

We have been able to create a Director of Economic Development position in the County's Planning Department, yet the 2006 Planning Department's budget is less than it was this year. Through this move we have been able to develop a more focused approach to economic development which has got to be the number one priority. We do, however, need to work on additional funding sources for our economic development efforts.

In addition our Economic Development efforts are now accountable. There is no wondering about how this position is funded, or where the money is coming from, or where the money is being spent. In the past there have been a lot of questions raised but I guarantee you there is accountability and there **will be** accountability with our economic development efforts.

Some of you may criticize our moving away from a single Commissioner of Transportation. Instead we created a Transit Commissioner and a Department of Aviation Commissioner. It was obvious the unified position was not working. These are two completely separate entities that require completely different expertise. This restructuring allows us better and more efficient oversight of both facilities and did not have an impact on the taxpayer.

Believe me, I am all for consolidation and sharing services when it makes sense. This previous personnel decision did not make sense.

One more personnel note, we have placed funding in the budget next year to cover the additional dispatchers needed to handle the addition of Johnson City to our central dispatching operation. These individuals were hired midyear this year even though these positions were not subsidized in the 2005 adopted budget. It is a bit puzzling that no money was provided for in the budget even though it was known this move would happen mid-year.

Regardless, it has now been budgeted for and we are excited about the final piece of the 911 dispatching puzzle being in place. This is a shining example of Shared Services. While the County may not have saved money through this process, the local municipalities certainly have saved and the most important element, public safety has been secured.

Shared Services

Our Shared Services efforts will move forward. We have not put any money in the budget for this effort at this time. We believe that if we need additional resources we can probably find grants to assist us. My idea for Shared Services is to study the services all of our municipalities are doing and figure out if some can be provided more efficiently by joining forces. We are in the early stages and it will take everyone's involvement to keep this momentum going.

As you all know we have many agreements with our municipalities to provide services, some more formal than others. Most recently, Broome County entered into an inter-municipal agreement with the Village of Endicott to provide the Village with assistance on its labor relations and negotiation matters. This already has proven to be a tremendous success.

We have helped the village settle six of seven labor agreements. We are working towards a resolution to the final contract. We are also providing the Village our Human Resource expertise.

So far all signs point to a success. The Village has been able to save quite a bit of money by not hiring a personnel officer and we have been able to take on this responsibility without adding expenses to our bottom line. We hope to be able to provide this service to more municipalities in Broome County.

We are also embarking on conversations with the City of Binghamton regarding its tax collections and delinquent properties. We want to explore if we can provide them with some assistance in these two areas. Again, we will do it only if it makes sense.

En-Joie Golf Course

We have included a special revenue fund this year to account for our new golf course, which I also like to view as an extension of the Sharing Services concept. It is also a tremendous tool for economic development. As we have discussed, the initial estimated profit, of \$150-thousand dollars, is to be transferred to a reserve fund in accordance with the recently adopted legislation.

Our anticipated revenues at the golf course will be heavily dependent upon revenues generated by the golfing activity. This in turn will be greatly affected by weather and economic conditions. We believe we are being conservative in our revenue estimates. We based them on the actual results the Village experienced during its fiscal year ending in 2003.

We are optimistic on this issue of the golf course. We would not have gotten ourselves involved or been strong enough to withstand all of the heat, if we were not optimistic about our ability to manage the golf course and turn a profit. We are in the midst of creating a bi-partisan advisory board. We are also aggressively finalizing the staffing situation at the course and we look forward to the January 1st takeover as well as the next golfing season beginning next spring.

Tougher Oversight on County Expenses

As you know, we are still awaiting our audit from the New York State Comptroller's Office. Earlier this year my office did put into place a couple of measures to stop any mistakes or deliberate actions that would provide exiting employees with compensation they were not entitled to receive. I am happy to report those measures have proven successful and we have caught some mistakes. I look forward, however, to the Comptroller's report and look forward to working with county lawmakers on implementing some of the recommendations.

I have also implemented policies that allow for better oversight of travel. Any travel authorizations must come through my office before they can be approved. We are trying to keep departments as close to their budgets as possible.

I have also required that all fleet purchases be reviewed by my office before moving forward. We need to not only make sure these items are budgeted for but we must also track what types of vehicles are being purchased and how many employees are using these vehicles to make sure we are once again protecting the taxpayers' dollars.

Major Capital Projects

I wanted to just say a few words about some exciting things taking place next year that are included in our 2006 CIP or Capital Projects List.

We have also recently received some exciting and welcome news about the Tobacco Funds due Broome County and their impact on some of our capital projects. Broome County has been advised that recent favorable market conditions may allow us to receive \$15 million to \$19 million dollars in advances from future proceeds of tobacco settlement funds. These funds must be dedicated to capital projects with very long periods of probable usefulness.

We have sent our initial letter of intent to join 12 other counties in a pooled arrangement to draw down these funds. This fortuitous opportunity may allow us to advance our plans to replace some aging facilities and offset future lease and other occupancy expenses. I will be working with the Broome Tobacco Asset Securitization Corporation and County Legislators to advance these plans in the very near future.

One of our more immediate capital projects is the Intermodal Transit facility. It should begin to take shape next year. The \$11.4 million dollar facility will be a 24 hour a day, 7 day a week facility that will house BC Transit, Greyhound, Coach USA and Shortline. It will not only be a more accommodating facility for travelers, I believe it is going to be a tremendous addition to that section of Downtown Binghamton. It will

beautify a large section of that neighborhood and it will bring a lot of new business to this sometimes neglected part of town.

Our bridge and highway Projects total \$9.9 million dollars next year. The major projects on the agenda include the Bevier Street Bridge, South Street Bridge and a number of highway projects.

It is anticipated that the County will have to find another location for its Central Foods operation. In addition to the lease costs included in the Central Kitchen budget, an additional \$775-thousand dollars had to be budgeted in Capital Improvement Projects to replace the aging equipment.

Changing the Way We Vote

Another challenge for all of us next year is going to involve the way we vote. It is anticipated that we will all be voting electronically in next year's election. This is a mandate of the federal "Help America Vote Act". The cost for the new machines is \$2.1 million dollars. That amount is expected to be reimbursed by New York State.

This Act will also require counties to assume all election activities and expenses starting in 2006. We have estimated our additional costs at around \$350-thousand dollars next year. We are recommending that \$250-thousand dollars of this additional expense be charged back to the towns, villages and City to reflect what they previously incurred to pay these expenses on their own. The County will have to absorb the \$100-thousand dollar difference.

Contract Agencies

We have included a 3% increase for all contract agencies. Many of these agencies were seeking a much larger increase but I felt it was important to keep the line on these expenses since we were keeping our own internal departments to this same amount. We are also looking for more accountability from these agencies. I feel in the past we simply handed over the money with little follow up as to how it was being spent.

One example is the zoo. The Zoo at Ross Park is a tremendous resource and we would like to see it succeed and make its way through these current challenges. However, I cannot make any long term commitments to the zoo until I know that it has straightened out its management problems and has a solid plan for the future.

We have asked our Audit and Control Department to do a review of the finances at the zoo. I think any agency that receives a large sum of County money should expect County oversight. Again, I am happy to continue our financial support of the zoo but I need to know that the taxpayers' dollars are being spent in the best possible manner.

Another agency receiving County support again this year is the Community Free Health Clinic. This is an extremely valuable service being provided on a volunteer basis by some very dedicated health professionals. We cannot allow this service to fail because of a lack of support and that is why we are providing the clinic with \$103 thousand dollars in county support next year.

Conclusion

We have a lot of work ahead of us. Many challenges still remain. My campaign promise was for better fiscal management and I believe that is what we have presented today. This is a plan for Broome County that does not sacrifice long term stability for short term financial gains.

We can keep our expenses and revenues in line with each other without incorporating any budget tricks or by attempting to mask the true picture in order to look good at budget time only to suffer the consequences later.

I look forward to working with you on this budget and making sure our taxpayers are getting what they pay for. I and my staff will make every accommodation necessary to make sure you get the answers you require.

Thank you very much.

**SCHEDULES 1 & 2
SUMMARY BY FUNDS
2004 - 2006**

SCHEDULE 1
2006 Adopted Budget

SUBFUND	TOTAL APPROPRIATIONS *	ESTIMATED REVENUES *	APPROPRIATED FUND BALANCE	2006 REQUIRED TAX SUPPORT
GENERAL	\$104,912,010	\$108,490,960	\$12,319,658	(\$15,898,608)
SOCIAL SERVICES	\$103,597,509	\$47,454,094	\$1,577,993	\$54,565,422
AVIATION	\$3,498,946	\$3,506,190	(\$7,244)	
PUBLIC TRANSPORTATION	\$9,440,597	\$6,962,473	\$429,400	\$2,048,724
SOLID WASTE MANAGEMENT	\$8,910,053	\$8,432,872	\$477,181	
WILLOW POINT NURSING HOME	\$26,997,574	\$24,950,544	\$0	\$2,047,030
CENTRAL FOOD & NUTRITION	\$4,098,277	\$4,021,681	\$76,596	
FLEET MANAGEMENT	\$845,911	\$1,147,884	(\$301,973)	
HEALTH INSURANCE	\$28,744,284	\$28,750,784	(\$6,500)	
RISK MANAGEMENT	\$2,800,933	\$2,800,933	\$0	
WORKERS' COMPENSATION	\$3,287,978	\$3,313,978	(\$26,000)	
COUNTY LIBRARY	\$2,461,999	\$751,882	\$83,073	\$1,627,044
ROAD MACHINERY	\$1,879,761	\$11,000	\$4,444	\$1,864,317
COUNTY ROAD	\$7,461,411	\$1,908,079	\$93,632	\$5,459,700
VETERANS' ARENA	\$1,363,014	\$524,128	\$24,634	\$814,252
GOLF	\$908,852	\$908,852		\$0
TOTALS	\$311,209,109	\$243,936,334	\$14,744,894	\$52,527,881
Reserve Uncoll Taxes				\$750,000
Total Tax Levy				\$53,277,881
2005 Totals	\$304,125,109	\$233,994,404	\$19,717,646	\$51,263,059
Difference	\$7,084,000	\$9,941,930	-\$4,972,752	\$2,014,822
Percentage Diff	2.33%	4.25%	-25.22%	

SCHEDULE 1
2006 Recommended Budget-As Amended

SUBFUND	TOTAL APPROPRIATIONS *	ESTIMATED REVENUES *	APPROPRIATED FUND BALANCE	2006 REQUIRED TAX SUPPORT
GENERAL	\$103,226,974	\$108,710,362	\$12,319,658	(\$17,803,046)
SOCIAL SERVICES	\$103,597,509	\$47,454,094	\$1,577,993	\$54,565,422
AVIATION	\$3,498,946	\$3,506,190	(\$7,244)	
PUBLIC TRANSPORTATION	\$9,458,545	\$6,962,473	\$429,400	\$2,066,672
SOLID WASTE MANAGEMENT	\$8,910,053	\$8,432,872	\$477,181	
WILLOW POINT NURSING HOME	\$27,297,574	\$24,950,544	(\$1,577,993)	\$3,925,023
CENTRAL FOOD & NUTRITION	\$4,098,277	\$4,021,681	\$76,596	
FLEET MANAGEMENT	\$845,911	\$1,147,884	(\$301,973)	
HEALTH INSURANCE	\$28,744,284	\$28,750,784	(\$6,500)	
RISK MANAGEMENT	\$2,800,933	\$2,800,933	\$0	
WORKERS' COMPENSATION	\$3,287,978	\$3,313,978	(\$26,000)	
COUNTY LIBRARY	\$2,461,999	\$751,882	\$83,073	\$1,627,044
ROAD MACHINERY	\$1,879,761	\$11,000	\$4,444	\$1,864,317
COUNTY ROAD	\$7,461,411	\$1,908,079	\$93,632	\$5,459,700
VETERANS' ARENA	\$1,432,689	\$573,585	\$24,634	\$834,470
GOLF	\$908,852	\$908,852		
TOTALS	\$309,911,696	\$244,205,193	\$13,166,901	\$52,539,602
Reserve Uncoll Taxes				\$750,000
Total Tax Levy				\$53,289,602
2005 Totals	\$304,125,109	\$233,994,404	\$19,717,646	\$51,263,059
Difference	\$5,786,587	\$10,210,789	-\$6,550,745	\$2,026,543
Percentage Diff	1.90%	4.36%	-33.22%	
	<u>2005</u>	<u>2006</u>	<u>Difference</u>	<u>% Difference</u>
Full Values	6,881,018,894	6,998,440,377	\$117,421,483	1.706%
Taxable Values	3,587,631,316	3,601,928,784	\$14,297,468	0.399%
Full Value Tax Rate	7.45	7.61	\$0.16	2.209%
Taxable Value Tax Rate	14.29	14.79	\$0.51	3.541%

EFFECTS OF APPROPRIATED FUND BALANCES ON UNDERLYING TAX RATES

<u>Fiscal Year</u>	<u>Total Appropriations</u>	<u>Gross Tax Levy</u>	<u>Gross Tax Rate</u>	<u>Appropriated Fund Balance</u>	<u>Net Tax Levy</u>	<u>Net Tax Rate</u>	<u>True Tax Rate Change</u>	<u>Change In Tax Rate As Levied</u>	<u>Tax Increase Deferred</u>	<u>% Tax Increase Deferred</u>
2006	\$311,209,109	\$66,456,503	\$18.45	\$14,744,894	\$53,277,881	\$14.79	-6.76%	3.50%	4.093071	27.68%
2005	\$304,125,109	\$70,980,705	\$19.78	\$19,717,646	\$51,263,059	\$14.29	17.35%	-0.90%	5.473469	38.31%
2004	\$285,527,987	\$59,967,011	\$16.86	\$8,684,518	\$51,282,493	\$14.42	3.12%	10.33%	2.410756	16.72%
2003	\$274,704,517	\$58,508,203	\$16.35	\$11,743,643	\$46,764,560	\$13.07	-1.20%	26.37%	3.259946	24.94%
2002	\$270,988,142	\$58,742,158	\$16.55	\$22,032,441	\$36,709,717	\$10.34	5.56%	-1.14%	6.116039	59.14%
2001	\$256,335,858	\$55,113,598	\$15.68	\$18,336,399	\$36,777,199	\$10.46	3.13%	-1.04%	5.090046	48.66%
2000	\$246,137,317	\$53,467,401	\$15.20	\$16,284,793	\$37,182,608	\$10.57	-1.21%	-0.12%	4.520535	42.76%
1999	\$246,745,615	\$54,883,960	\$15.39	\$17,135,595	\$37,748,365	\$10.58			4.756712	44.94%
				\$128,679,929						

SCHEDULE 2
2005 ADOPTED BUDGET
 (USING COUNTY TAXABLE AMOUNTS FROM 11/2004)
 SUMMARY BY FUNDS

FUND TYPE	SUBFUND	TOTAL APPROPRIATIONS *	ESTIMATED REVENUES *	APPROPRIATED FUND BALANCE	2005 REQUIRED TAX SUPPORT
GENERAL	GENERAL	\$102,891,861	\$104,029,846	\$14,878,889	(\$16,016,874)
	SOCIAL SERVICES	\$105,398,285	\$48,626,501	\$0	\$56,771,784
ENTERPRISE	AVIATION	\$3,339,066	\$3,376,260	(\$37,194)	\$0
	PUBLIC TRANSPORTATION	\$8,382,730	\$6,532,567	\$1,056,636	\$793,527
	SOLID WASTE MANAGEMENT	\$8,854,905	\$8,854,905	\$0	\$0
	WILLOW POINT NURSING HOME	\$26,677,175	\$24,111,486	\$2,565,689	\$0
INTERNAL SERVICE	CENTRAL FOOD & NUTRITION	\$3,945,462	\$3,945,462	\$0	\$0
	FLEET MANAGEMENT	\$776,640	\$836,735	(\$60,095)	\$0
	HEALTH INSURANCE	\$25,372,423	\$24,818,725	\$553,698	\$0
	RISK MANAGEMENT	\$2,568,904	\$2,975,750	(\$406,846)	\$0
	WORKERS' COMPENSATION	\$3,582,211	\$3,145,777	\$436,434	\$0
SPECIAL REVENUE	COUNTY LIBRARY	\$2,356,056	\$713,071	\$86,461	\$1,556,524
	ROAD MACHINERY	\$1,699,179	\$9,000	\$52,712	\$1,637,467
	COUNTY ROAD	\$6,907,304	\$1,475,191	\$558,517	\$4,873,596
	VETERANS' ARENA	\$1,372,908	\$543,128	\$32,745	\$797,035
	GOLF				
	TOTALS	\$304,125,109	\$233,994,404	\$19,717,646	\$50,413,059
				RESERVE FOR UNCOLLECTED TAXES	\$850,000
	AVERAGE TAX RATE OF	\$14.29		TOTAL PROPERTY TAX SUPPORT	\$51,263,059
	PER \$1,000 OF ASSESSED VALUATION				

* APPROPRIATIONS/ESTIMATED REVENUES DO NOT INCLUDE TRANSFERS FROM/TO THE GENERAL FUND
 FROM/TO OTHER FUNDS TOTALING

\$9,658,149

SCHEDULE 2
2004 Adopted Budget

SUMMARY BY FUNDS

FUND TYPE	SUBFUND	TOTAL APPROPRIATIONS *	ESTIMATED REVENUES *	APPROPRIATED FUND BALANCE	<u>2004</u> REQUIRED TAX SUPPORT
GENERAL	GENERAL	\$95,315,629	\$99,083,330	\$3,905,686	(\$7,673,387)
	SOCIAL SERVICES	\$98,496,271	\$46,857,069	\$0	\$51,639,202
ENTERPRISE	AVIATION	\$3,132,293	\$3,092,791	\$39,502	\$0
	PUBLIC TRANSPORTATION	\$7,504,466	\$6,514,244	\$299,708	\$690,514
	SOLID WASTE MANAGEMENT	\$8,795,425	\$7,878,998	\$2,397,043	(\$1,480,616)
	WILLOW POINT NURSING HOME	\$25,613,543	\$25,124,864	\$488,679	\$0
INTERNAL SERVICE	CENTRAL FOOD & NUTRITION	\$3,911,820	\$3,885,365	\$26,455	\$0
	FLEET MANAGEMENT	\$768,017	\$780,800	(\$12,783)	\$0
	HEALTH INSURANCE	\$24,544,672	\$23,935,857	\$608,815	\$0
	RISK MANAGEMENT	\$3,008,934	\$2,937,572	\$71,362	\$0
	WORKERS' COMPENSATION	\$3,212,651	\$3,212,651	\$0	\$0
SPECIAL REVENUE	COUNTY LIBRARY	\$2,280,110	\$700,298	\$252,385	\$1,327,427
	ROAD MACHINERY	\$1,649,524	\$15,500	\$386,065	\$1,247,959
	COUNTY ROAD	\$6,030,229	\$1,848,509	\$200,909	\$3,980,811
	VETERANS' ARENA	\$1,264,403	\$543,128	\$20,692	\$700,583
	GOLF				
	TOTALS	\$285,527,987	\$226,410,976	\$8,684,518	\$50,432,493
				RESERVE FOR UNCOLLECTED TAXES	\$850,000
	AVERAGE TAX RATE OF	\$14.42		TOTAL PROPERTY TAX SUPPORT	\$51,282,493
	PER \$1,000 OF ASSESSED VALUATION				

* APPROPRIATIONS/ESTIMATED REVENUES DO NOT INCLUDE TRANSFERS FROM/TO THE GENERAL FUND FROM/TO OTHER FUNDS TOTALING \$6,466,678

OPERATING BUDGET

GENERAL GOVERNMENT

<u>DEPARTMENT/DIVISION</u>	<u>PAGE</u>	<u>DEPARTMENT/DIVISION</u>	<u>PAGE</u>
Legislative Board		Information Technology	
Legislature	34	Information Services	102
Clerk of the Legislature	37	Communication Services	109
		Telecommunications Services	114
Executive		Law	
Executive	41	Law	119
County Clerk		Law—DSS Legal Unit	124
Records	47	Personnel	129
Records Management	52		
Motor Vehicles	57	Public Defender	135
District Attorney	62	Public Works	
Audit & Control		Administration	141
Audit & Control	69	Engineering	146
Weights & Measures	76	Building & Grounds	150
Central Foods	79	Fleet Management	156
Medical Examiners and Coroners	86	Purchasing	163
Elections	90	Real Property Tax Services	169
Finance	95	Risk & Insurance	
		Risk Management	177
		Health Insurance	184
		Workers Compensation	187

LEGISLATURE

LEGISLATORS (19)
(Elected)

Chairman
Board of Acquisition & Contract
Capital Program Advisory Committee

LEGISLATIVE BOARD

- COMMITTEES
 - County Administration
 - Economic Development & Planning
 - Education, Culture & Recreation
 - Finance
 - Health & Human Services
 - Centralization and Consolidation
 - Personnel
 - Public Safety & Emergency Services
 - Public Works
 - Transportation
- RESEARCH SUPPORT

CLERK OF THE LEGISLATURE

- LEGISLATIVE SUPPORT
 - Local Laws
 - Secretarial
 - Administration
 - Resolutions
 - Legislative Minutes
 - Committee Minutes
 - Journal of Proceedings
 - Software Records Management
 - Ethics Disclosure
- FREEDOM OF INFORMATION (FOI)
- RESEARCH SUPPORT

LEGISLATIVE BOARD - 24
LEGISLATURE - 24

MISSION STATEMENT

The Broome County Legislature is comprised of 19 elected Legislators representing the residents of Broome County. The Legislature is the policy-making body and taxing authority of Broome County Government. Through its power to legislate and approve appropriations, the County Legislature shapes the direction of Broome County Government. The Broome County Charter defines the duties and powers of the Legislature.

DESCRIPTION

The **County Legislature** is responsible for the adoption of all local legislation and the levy of property taxes. Other specific powers include: make appropriations, incur indebtedness and adopt an annual budget; create, alter, combine or abolish administrative except those units headed by elected officials and to confirm appointments by the County Executive; adopt the equalization rates for the City of Binghamton and the 16 towns; and award all contracts for professional services exceeding \$2,500.

The **Chair of the Legislature** presides at all meetings of the County Legislature and appoints all standing and ad hoc committees. The Chair is an ex-officio member of every committee. Additionally, the Chair is a member of the Board of Acquisition and Contract (BAC) and several Advisory Boards pursuant to the provisions of the Broome County Charter. The office provides research to Committees and Legislators and coordinates interaction between committees.

2006 OBJECTIVES

- Continue enhancing county-owned property management by aggressively marketing and selling land acquired through tax foreclosure so those properties may be returned to the tax rolls.
- Carefully scrutinize all county spending with the specific goal of holding the line on taxes.

2006 BUDGET HIGHLIGHTS

- Actively pursue economic development within the County to enhance the County's tax base and employment opportunities.
- Restricting Expenses

24 0010 LEGISLATURE/Board

<u>Title of Position</u>	<u>Grade/Unit</u>	<u>2004 Actuals</u>	<u>As of Sept. 1, 2005 Current Authorized</u>	<u>2006 Requested</u>	<u>2006 Recommended</u>	<u>2006 Adopted</u>
Legislative Assistant	23 Admin	<u>1</u>	<u>1</u>	<u>1</u>	<u>1</u>	<u>1</u>
Total Full-Time Positions		1	1	1	1	1
Chairman*/County Legislator	Elected	1	1	1	1	1
County Legislator	Elected	<u>18</u>	<u>18</u>	<u>18</u>	<u>18</u>	<u>18</u>
Total Part-Time Positions		19	19	19	19	19
TOTAL POSITIONS		20	20	20	20	20

* Elected by peers

BROOME COUNTY GOVERNMENT
 REVENUE AND APPROPRIATION SUMMARY
 BY DEPARTMENT AND DIVISION

SUBFUND :101 GENERAL OPERATING
 DEPARTMENT:24 LEGISLATIVE BOARD
 DIVISION :24 LEGISLATIVE

SUBJECT	SUBJECT TITLE	2004 YTD ACTUALS	2005 BUDGET	2005 YTD ACTUALS AS OF 8/31	2006 BUDGET REQUESTED	2006 BUDGET RECOMMENDED	2006 ADOPTED BUDGET
CHARACTER :10 PERSONAL SERVICE							
1000	SALARIES FULL-TIME	52,247	53,781	32,419	53,981	53,981	53,981
1500	SALARIES PART-TIME	245,003	245,000	150,769	245,000	245,000	245,000
CHARACTER 10 SUBTOTAL		297,250	298,781	183,188	298,981	298,981	298,981
CHARACTER :40 CONTRACTUAL EXPENDITURES							
4461	MILEAGE AND PARKING-LOCAL	4,777	6,500	2,291	4,000	4,000	4,000
4462	TRAVEL HOTEL AND MEALS	8,918	6,000	6,613	8,500	8,500	8,500
4463	EDUCATION AND TRAINING	2,240	3,000	2,110	2,500	2,500	2,500
CHARACTER 40 SUBTOTAL		15,935	15,500	11,014	15,000	15,000	15,000
CHARACTER :80 EMPLOYEE BENEFITS							
8010	STATE RETIREMENT	30,037	25,741	17,916	28,719	28,719	28,719
8030	SOCIAL SECURITY	21,265	22,852	13,246	22,868	22,868	22,868
8040	WORKERS COMPENSATION	2,537	4,000	1,316	4,120	4,120	4,120
8050	LIFE INSURANCE	384	504	256	480	480	480
8060	HEALTH INSURANCE	179,814	186,404	123,859	212,145	212,145	212,145
CHARACTER 80 SUBTOTAL		234,037	239,501	156,593	268,332	268,332	268,332
TYPE X SUBTOTAL		547,222	553,782	350,795	582,313	582,313	582,313
DIVISION 24 SUBTOTAL		-547,222	-553,782	-350,795	-582,313	-582,313	-582,313

LEGISLATIVE BOARD - 24

CLERK OF THE LEGISLATURE - 25

MISSION STATEMENT

The Clerk supervises and coordinates daily activities of the office of the Legislature.

DESCRIPTION

This office provides recordings of all regular sessions of the Legislature and committee meetings; drafts and distributes all legislation to appropriate committees; processes, certifies, and disseminates all legislation; prepares and records all public hearings on local laws; prepares and files the required documentation on all approved local laws with the Secretary of State; and provides clerical/secretarial support to the individual Legislators. Prepares, maintains, and distributes (1300 copies) the Guide to County, City, Town and Village Officials.

The Clerk also serves as the Records Access Officer for the County of Broome, processing Freedom of Information Requests on a continual basis.

2006 OBJECTIVES

- Ongoing implementation of electronic storage of minutes making them a research tool when used in conjunction with a software search mechanism.

2006 BUDGET HIGHLIGHTS

- Restricting expenses.

24 0028 LEGISLATURE/Clerk of the Legislature

<u>Title of Position</u>	<u>Grade/Unit</u>	<u>2004 Actuals</u>	<u>As of Sept. 1, 2005 Current Authorized</u>	<u>2006 Requested</u>	<u>2006 Recommended</u>	<u>2006 Adopted</u>
Clerk of the County Legislature	E Admin	1	1	1	1	1
Deputy Clerk of the County Legislature	19 Admin	1	1	1	1	1
Second Deputy Clerk of the County Legislature	15 Admin	<u>1</u>	<u>1</u>	<u>1</u>	<u>1</u>	<u>1</u>
Total Full-Time Positions		3	3	3	3	3
Total Part-Time Positions		0	0	0	0	0
TOTAL POSITIONS		3	3	3	3	3

BROOME COUNTY GOVERNMENT
 REVENUE AND APPROPRIATION SUMMARY
 BY DEPARTMENT AND DIVISION

SUBFUND :101 GENERAL OPERATING
 DEPARTMENT:24 LEGISLATIVE BOARD
 DIVISION :25 CLERK, LEGISLATIVE BOARD

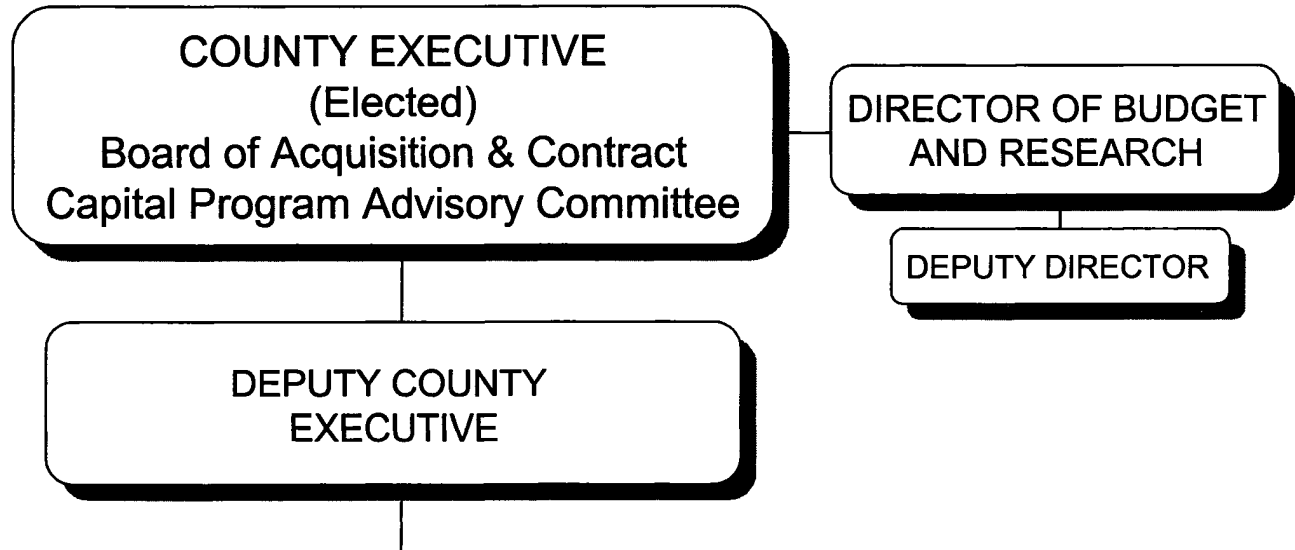
SUBJECT	SUBJECT TITLE	2004 YTD ACTUALS	2005 BUDGET	2005 YTD ACTUALS AS OF 8/31	2006 BUDGET REQUESTED	2006 BUDGET RECOMMENDED	2006 ADOPTED BUDGET
CHARACTER :06	SALE OF PROP & COMP FOR LOSS						
0207	MINOR SALES OTHER	1,899	1,500	762			
CHARACTER 06	SUBTOTAL	1,899	1,500	762			
TYPE R	SUBTOTAL	1,899	1,500	762			
CHARACTER :10	PERSONAL SERVICE						
1000	SALARIES FULL-TIME	135,118	140,093	84,611	141,321	141,321	141,321
1600	SALARIES TEMPORARY	8,219	13,787	5,412	13,787	13,787	13,787
CHARACTER 10	SUBTOTAL	143,337	153,880	90,023	155,108	155,108	155,108
CHARACTER :40	CONTRACTUAL EXPENDITURES						
4311	BOOKS AND SUBSCRIPTIONS	484	822	484	822	822	822
4318	DUPLICATING AND PRINTING RM SUPPLIE	75	100	85	100	100	100
4319	OFFICE SUPPLIES	1,018	1,590	924	1,590	1,590	1,590
4347	GAS OIL GREASE AND DIESEL FUEL		300		50	50	50
4359	COMPUTER SOFTWARE AND SUPPLIES	324	1,454		1,454	1,454	1,454
4411	POSTAGE AND FREIGHT		130		130	130	130
4418	DUES AND MEMBERSHIPS	135	135	135	135	135	135
4419	GENERAL OFFICE EXPENSES	2,012	3,310	1,875	3,000	3,000	3,000
4442	PHOTOGRAPHIC EXPENSES		265		265	265	265
4448	ADVERTISING AND PROMOTION EXPENSES	1,219	2,000	676	2,000	2,000	2,000
4462	TRAVEL HOTEL AND MEALS		200		200	200	200
4463	EDUCATION AND TRAINING		250		250	250	250
4518	COPYING MACHINE RENTALS	793	2,607	1,738	2,607	2,607	2,607
4739	STENOGRAPHIC SERVICES	175	500	175	500	500	500
4747	OTHER FEES FOR SERVICES	2,747	3,550	1,137	3,500	3,500	3,500
CHARACTER 40	SUBTOTAL	8,982	17,213	7,229	16,603	16,603	16,603

BROOME COUNTY GOVERNMENT
 REVENUE AND APPROPRIATION SUMMARY
 BY DEPARTMENT AND DIVISION

SUBFUND :101 GENERAL OPERATING
 DEPARTMENT:24 LEGISLATIVE BOARD
 DIVISION :25 CLERK, LEGISLATIVE BOARD

SUBJECT	SUBJECT TITLE	2004 YTD ACTUALS	2005 BUDGET	2005 YTD ACTUALS AS OF 8/31	2006 BUDGET REQUESTED	2006 BUDGET RECOMMENDED	2006 ADOPTED BUDGET
CHARACTER :41	CHARGEBACK EXPENSES						
4602	INSURANCE PREMIUM CHARGEBACK	1,152	552	539	905	905	905
CHARACTER 41	SUBTOTAL	1,152	552	539	905	905	905
CHARACTER :60	PRINCIPAL ON INDEBTEDNESS						
6008	PRINCIPAL ON CAPITAL LEASE	1,760					
CHARACTER 60	SUBTOTAL	1,760					
CHARACTER :70	INTEREST ON INDEBTEDNESS						
7005	INTEREST ON CAPITAL LEASE	77					
CHARACTER 70	SUBTOTAL	77					
CHARACTER :80	EMPLOYEE BENEFITS						
8010	STATE RETIREMENT	16,202	20,286	8,275	21,763	21,763	21,763
8030	SOCIAL SECURITY	10,705	10,717	6,721	11,866	11,866	11,866
8040	WORKERS COMPENSATION	845	1,000	439	1,030	1,030	1,030
8050	LIFE INSURANCE	58	72	38	72	72	72
8060	HEALTH INSURANCE	26,499	27,428	18,417	29,755	29,755	29,755
CHARACTER 80	SUBTOTAL	54,309	59,503	33,890	64,486	64,486	64,486
TYPE X	SUBTOTAL	209,617	231,148	131,681	237,102	237,102	237,102
DIVISION 25	SUBTOTAL	-207,718	-229,648	-130,919	-237,102	-237,102	-237,102
DEPARTMENT 24	SUBTOTAL	-754,940	-783,430	-481,714	-819,415	-819,415	-819,415

EXECUTIVE



- | | | | |
|---|---|--|---|
| <ul style="list-style-type: none"> • Public Works • Solid Waste • Public Transit • Aviation • Parks & Recreation • Arena and Forum • BMTS • Information Technology • Central Foods • Stop DWI • Security • Purchasing | <ul style="list-style-type: none"> • Law • Risk & Insurance • Sheriff • District Attorney • Public Defender • County Clerk • Emergency Services • Planning & Economic Development • Real Property Tax Services | <ul style="list-style-type: none"> • Legislature • Executive • Economic Development • Finance • Audit & Control • Elections • Personnel • Library • Historian • Coroners | <ul style="list-style-type: none"> • Social Services • Public Health • Mental Health • Office for Aging • CASA • Office of Employment & Training • Youth Bureau • Willow Point • Veterans • Probation |
|---|---|--|---|

COUNTY EXECUTIVE - 23**MISSION STATEMENT**

To efficiently manage County departments, projects and programs in a manner that will provide citizens with the quality and quantity of cost effective services necessary to support their general health, safety and well being.

To prepare and control the County's operating, capital and grant budgets.

DESCRIPTION

The office and duties of the County Executive were established by Article III, Sections 301-312 of the Broome County Charter, adopted November 1968. The County Executive is the Chief Executive Officer and Administrative head of the County Government. The County Executive is an elected position serving a four-year term, which expires December 31, 2008.

The Office of Budget & Research recommends and assists the County Executive with the preparation and control of the county budgets for operations, grants and capital programs as well as the Community College.

The Executive Office is responsible for communicating information regarding County Government services, programs, activities and public policy to the employees, the general public, and local, state and federal elected officials.

The County Executive is responsible for executing local laws and resolutions as defined in the Broome County Charter and Code. The County Executive supervises and directs the internal organization and reorganization of each department or other administrative unit. In addition, the County Executive appoints members to County Boards and Commissions.

2006 OBJECTIVES

- Identify services for consolidation/coordination.
- Improve office communication technology.
- Ensure timely completion of adopted capital project.

23 0037 EXECUTIVE

<u>Title of Position</u>	<u>Grade/Unit</u>	<u>2004 Actuals</u>	<u>As of Sept. 1, 2005 Current Authorized</u>	<u>2006 Requested</u>	<u>2006 Recommended</u>	<u>2006 Adopted</u>
County Executive	Elected	1	1	1	1	1
Deputy County Executive	K Admin	1	1	1	1	1
Director of Budget & Research	J Admin	1	1	1	1	1
Deputy Director of Budget & Research	C Admin	1	1	1	1	1
Executive Asst. to the County Executive (40)	22 Admin	2	2	2	2	2
Administrative Asst. to the County Executive (40)	22 Admin	1	1	1	1	1
Secretary to Deputy County Executive (40)	14 Admin	1	1	1	1	1
Secretary to Dir. Of Budget & Research (40)	14 Admin	<u>1</u>	<u>1</u>	<u>1</u>	<u>1</u>	<u>1</u>
Total Full-Time Positions		9	9	9	9	9
Total Part-Time Positions		0	0	0	0	0
TOTAL POSITIONS		9	9	9	9	9

BROOME COUNTY GOVERNMENT
 REVENUE AND APPROPRIATION SUMMARY
 BY DEPARTMENT

SUBFUND :101 GENERAL OPERATING
 DEPARTMENT:23 COUNTY EXECUTIVE

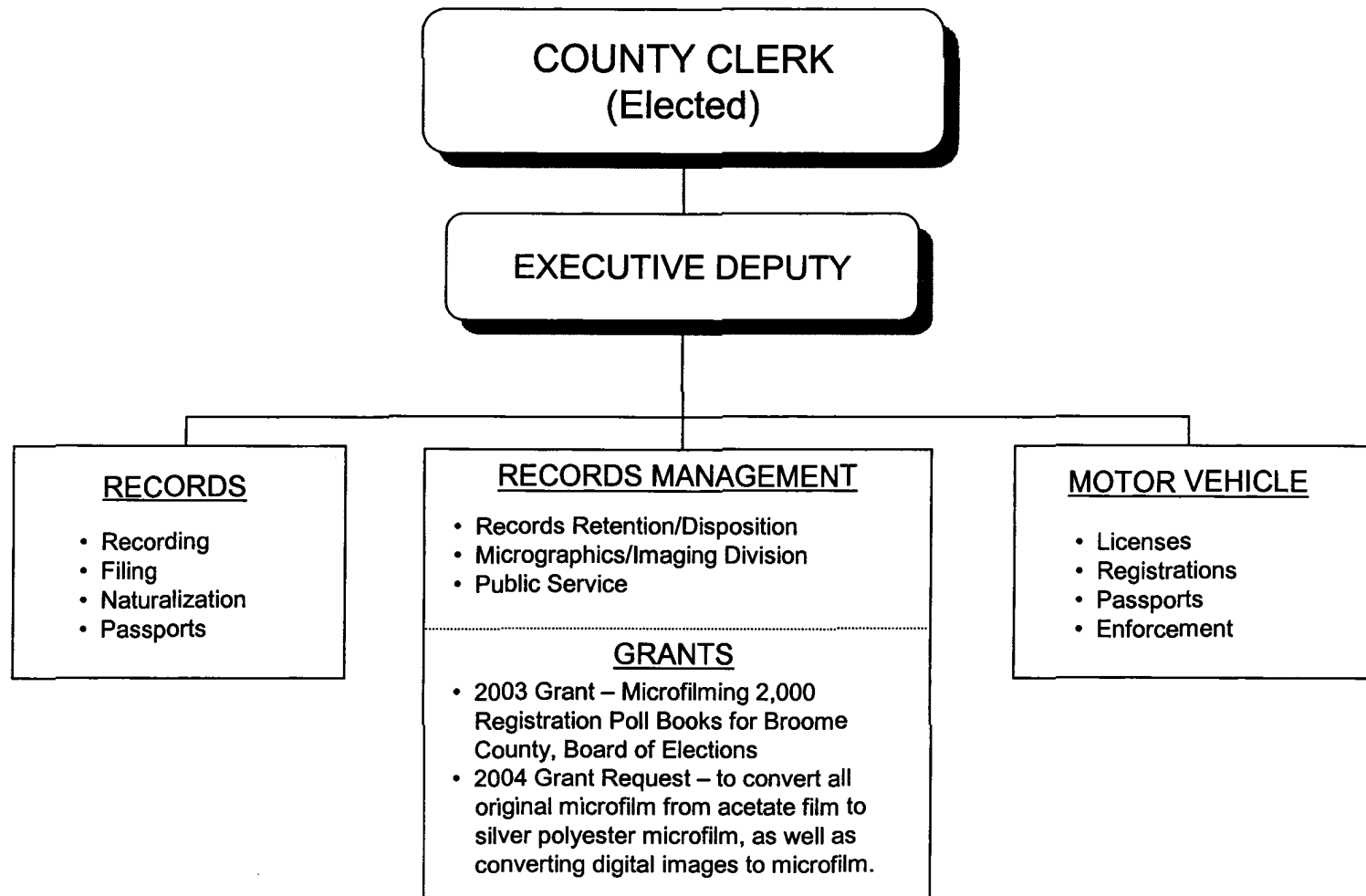
SUBJECT	SUBJECT TITLE	2004 YTD ACTUALS	2005 BUDGET	2005 YTD ACTUAL THRU 8/31	2006 BUDGET REQUESTED	2006 BUDGET RECOMMENDED	2006 ADOPTED BUDGET
CHARACTER :02 DEPARTMENTAL INCOME							
0558	INDIRECT COSTS CHARGEBACK	1,433,324	1,561,000		1,561,000	1,561,000	1,561,000
CHARACTER 02 SUBTOTAL		1,433,324	1,561,000		1,561,000	1,561,000	1,561,000
TYPE R SUBTOTAL		1,433,324	1,561,000		1,561,000	1,561,000	1,561,000
CHARACTER :10 PERSONAL SERVICE							
1000	SALARIES FULL-TIME	630,502	536,314	231,255	508,530	508,530	508,530
1600	SALARIES TEMPORARY	1,726	4,000	14,652	4,400	4,400	4,400
CHARACTER 10 SUBTOTAL		632,228	540,314	245,907	512,930	512,930	512,930
CHARACTER :40 CONTRACTUAL EXPENDITURES							
4311	BOOKS AND SUBSCRIPTIONS	778	1,437	373	704	704	704
4319	OFFICE SUPPLIES	3,805	5,627	3,373	5,627	5,627	5,627
4331	FOOD AND BEVERAGES	588	1,000	516	1,500	1,500	1,500
4342	PHOTOGRAPHIC SUPPLIES		75		75	75	75
4347	GAS OIL GREASE AND DIESEL FUEL	20		69			
4349	MISC OPERATIONAL SUPPLIES			175			
4359	COMPUTER SOFTWARE AND SUPPLIES	45	350		350	350	350
4411	POSTAGE AND FREIGHT	20	100		100	100	100
4415	TELEPHONE LONG DISTANCE			43			
4418	DUES AND MEMBERSHIPS	2,841	3,550	5,050	3,525	3,525	3,525
4419	GENERAL OFFICE EXPENSES	168	400	132	400	400	400
4442	PHOTOGRAPHIC EXPENSES		125		125	125	125
4448	ADVERTISING AND PROMOTION EXPENSES		300		300	300	300
4449	OTHER OPERATIONAL EXPENSES		300	20	300	300	300
4462	TRAVEL HOTEL AND MEALS	1,469	4,500	4,150	4,500	4,500	4,500
4463	EDUCATION AND TRAINING	285	1,500	650	1,700	1,700	1,700
4465	NON-EMPLOYEE TRAVEL HOTEL & MEALS		300		300	300	300
4518	COPYING MACHINE RENTALS	1,315	1,440	663	1,705	1,705	1,705
4721	ACCTG AND COST ALLOCATION SERVICES	6,500	6,500		6,500	6,500	6,500
CHARACTER 40 SUBTOTAL		17,834	27,504	15,214	27,711	27,711	27,711

BROOME COUNTY GOVERNMENT
 REVENUE AND APPROPRIATION SUMMARY
 BY DEPARTMENT

SUBFUND :101 GENERAL OPERATING
 DEPARTMENT:23 COUNTY EXECUTIVE

SUBJECT	SUBJECT TITLE	2004 YTD ACTUALS	2005 BUDGET	2005 YTD ACTUAL THRU 8/31	2006 BUDGET REQUESTED	2006 BUDGET RECOMMENDED	2006 ADOPTED BUDGET
CHARACTER :41 CHARGEBACK EXPENSES							
4602	INSURANCE PREMIUM CHARGEBACK	33,102	77,345	34,702	45,012	45,012	45,012
4615	GASOLINE CHARGEBACK	1,470	2,800	1,084	2,800	2,800	2,800
4616	FLEET SERVICE CHARGEBACK	2,250	7,713	3,857	3,000	3,000	3,000
4626	TRANSPORTATION SERVICES CHARGEBACKS		7,040	3,520	19,087	19,087	19,087
CHARACTER 41 SUBTOTAL		36,822	94,898	43,163	69,899	69,899	69,899
CHARACTER :80 EMPLOYEE BENEFITS							
8010	STATE RETIREMENT	76,539	79,294	18,903	78,094	78,094	78,094
8030	SOCIAL SECURITY	47,222	42,332	20,078	32,909	32,909	32,909
8040	WORKERS COMPENSATION	5,316	5,000	2,040	5,261	5,261	5,261
8050	LIFE INSURANCE	173	216	110	216	216	216
8060	HEALTH INSURANCE	108,243	119,026	55,771	110,051	110,051	110,051
CHARACTER 80 SUBTOTAL		237,493	245,868	96,902	226,531	226,531	226,531
TYPE X SUBTOTAL		924,377	908,584	401,186	837,071	837,071	837,071
DEPARTMENT 23 SUBTOTAL		508,947	652,416	-401,186	723,929	723,929	723,929

COUNTY CLERK



COUNTY CLERK - 30
Records - 30

MISSION STATEMENT

The Records division of the County Clerk's Office provides the services for the efficient filing and recording of documents as required by the Constitution and Laws of New York State.

The County Clerk's Office is a multi-service government agency and acts as an agent for Federal, State and local government. The office is one of only a few in New York State offering records on the Internet.

DESCRIPTION

The County Clerk is an elected position serving a four-year term. The clerk is the Chief Clerk of the Supreme Court and as such has the responsibility of filing both civil and criminal records. This office provides the necessary services for the efficient filing and recording of land record documents, lien filing, passport issuance and naturalization of citizens as required by the State of New York and the Federal Government.

2006 OBJECTIVES

- Continue to refurbish archival books and make them more available to the public.
- Continue to expand services to our constituents and to reduce their cost of doing business.
- Implement a pilot program with the courts to make available Civil Actions and Criminal Files available on the intranet. This should reduce the flow of paper. The information will also be on the internet for public use.
- Study the feasibility of implementing a credit card program for use in retrieval of documents from the internet.

2006 BUDGET HIGHLIGHTS

- The Broome County Clerk's Records Division will operate at no cost to the taxpayers.

30 0012 COUNTY CLERK/Records

<u>Title of Position</u>	<u>Grade/Unit</u>	<u>2004 Actuals</u>	<u>As of Sept. 1, 2005 Current Authorized</u>	<u>2006 Requested</u>	<u>2006 Recommended</u>	<u>2006 Adopted</u>
County Clerk	Elected	1	1	1	1	1
Executive Deputy County Clerk	C Admin	0	1	1	1	1
Deputy County Clerk (40)	17 Admin	3	3	3	3	3
Secretary to the County Clerk (40)	14 Admin	1	1	1	1	1
Senior Index Clerk (40)	9 CSEA	1	1	1	1	1
Index Clerk (40)	8 CSEA	<u>5</u>	<u>5</u>	<u>5</u>	<u>5</u>	<u>5</u>
Total Full-Time Positions		11	12	12	12	12
Clerk	6 CSEA	<u>1</u>	<u>1</u>	<u>1</u>	<u>1</u>	<u>1</u>
Total Part-Time Positions		1	1	1	1	1
TOTAL POSITIONS		12	13	13	13	13

BROOME COUNTY GOVERNMENT
 REVENUE AND APPROPRIATION SUMMARY
 BY DEPARTMENT AND DIVISION

SUBFUND :101 GENERAL OPERATING
 DEPARTMENT:30 COUNTY CLERK
 DIVISION :30 RECORDS

SUBJECT	SUBJECT TITLE	2004 YTD ACTUALS	2005 BUDGET	2005 YTD ACTUALS AS OF 8/31	2006 BUDGET REQUESTED	2006 BUDGET RECOMMENDED	2006 ADOPTED BUDGET
CHARACTER :02	DEPARTMENTAL INCOME						
0015	CLERK FEES	1,186,533	1,200,000	519,962	1,000,000	1,000,000	1,000,000
0016	XEROX MACHINE	8,449	6,500	3,037	6,000	6,000	6,000
0017	MORTGAGE TAX	243,145	243,145	141,835	269,474	269,474	269,474
0599	REMOTE ACCESS CHARGE	55,067	85,000	29,166	50,000	50,000	50,000
0627	TITLE SEARCH FEES			6			
CHARACTER 02	SUBTOTAL	1,493,194	1,534,645	694,006	1,325,474	1,325,474	1,325,474
CHARACTER :03	USE OF MONEY AND PROPERTY						
0186	INTEREST AND EARNINGS	1,957	7,200	5,811	6,000	6,000	6,000
CHARACTER 03	SUBTOTAL	1,957	7,200	5,811	6,000	6,000	6,000
CHARACTER :07	MISC/INTERFUND REVENUES						
0229	TRANSFER FROM INSURANCE RESERVE	262					
CHARACTER 07	SUBTOTAL	262					
TYPE R	SUBTOTAL	1,495,413	1,541,845	699,817	1,331,474	1,331,474	1,331,474

BROOME COUNTY GOVERNMENT
 REVENUE AND APPROPRIATION SUMMARY
 BY DEPARTMENT AND DIVISION

SUBFUND :101 GENERAL OPERATING
 DEPARTMENT:30 COUNTY CLERK
 DIVISION :30 RECORDS

SUBJECT	SUBJECT TITLE	2004 YTD ACTUALS	2005 BUDGET	2005 YTD ACTUALS AS OF 8/31	2006 BUDGET REQUESTED	2006 BUDGET RECOMMENDED	2006 ADOPTED BUDGET
CHARACTER :10 PERSONAL SERVICE							
1000	SALARIES FULL-TIME	432,607	448,150	242,866	428,964	428,964	428,964
1500	SALARIES PART-TIME	9,480	12,155	750	10,405	10,405	10,405
1600	SALARIES TEMPORARY	4,202	2,833	6,350			
1960	DISCRETIONARY SALARY SAVINGS		-14,900				
CHARACTER 10 SUBTOTAL		446,289	448,238	249,966	439,369	439,369	439,369
CHARACTER :40 CONTRACTUAL EXPENDITURES							
4311	BOOKS AND SUBSCRIPTIONS	350	440		1,000	1,000	1,000
4318	DUPLICATING AND PRINTING RM SUPPLIE		100		100	100	100
4319	OFFICE SUPPLIES	5,953	9,000	6,183	9,000	9,000	9,000
4331	FOOD AND BEVERAGES	70		105	130	130	130
4342	PHOTOGRAPHIC SUPPLIES			49			
4347	GAS OIL GREASE AND DIESEL FUEL	5	100				
4349	MISC OPERATIONAL SUPPLIES		150				
4359	COMPUTER SOFTWARE AND SUPPLIES	5,367	13,750	16,346	39,500	39,500	39,500
4418	DUES AND MEMBERSHIPS	320	600	285	905	905	905
4419	GENERAL OFFICE EXPENSES	5,736	9,500	467	9,115	9,115	9,115
4429	BUILDING AND GROUNDS EXPENSES	418	250	1,060	250	250	250
4448	ADVERTISING AND PROMOTION EXPENSES		150				
4449	OTHER OPERATIONAL EXPENSES		7,500				
4461	MILEAGE AND PARKING-LOCAL	244	250		200	200	200
4462	TRAVEL HOTEL AND MEALS	845	1,000	80	1,000	1,000	1,000
4463	EDUCATION AND TRAINING			99	300	300	300
4513	SOFTWARE MAINTENANCE	20,500	21,700	18,562	22,750	22,750	22,750
4514	HARDWARE MAINTENANCE	25,030	15,900	3,623	3,935	3,935	3,935
4518	COPYING MACHINE RENTALS	1,741	1,812	1,129	4,452	4,452	4,452
4520	PROPERTY LOSS	262					
4545	CONTRACTED SERVICES		109,673	109,673	109,673	109,673	109,673
CHARACTER 40 SUBTOTAL		66,841	191,875	157,661	202,310	202,310	202,310

BROOME COUNTY GOVERNMENT
 REVENUE AND APPROPRIATION SUMMARY
 BY DEPARTMENT AND DIVISION

SUBFUND :101 GENERAL OPERATING
 DEPARTMENT:30 COUNTY CLERK
 DIVISION :30 RECORDS

SUBJECT	SUBJECT TITLE	2004 YTD ACTUALS	2005 BUDGET	2005 YTD ACTUALS AS OF 8/31	2006 BUDGET REQUESTED	2006 BUDGET RECOMMENDED	2006 ADOPTED BUDGET
CHARACTER :41	CHARGEBACK EXPENSES						
4602	INSURANCE PREMIUM CHARGEBACK	3,307	2,617	1,560	3,259	3,259	3,259
4604	DPW SECURITY CHARGEBACKS				3,211	3,211	3,211
4615	GASOLINE CHARGEBACK	383	1,500	253	1,000	1,000	1,000
4616	FLEET SERVICE CHARGEBACK	1,000	1,928	964	1,928	1,928	1,928
4626	TRANSPORTATION SERVICES CHARGEBACKS	1,850					
CHARACTER 41	SUBTOTAL	6,540	6,045	2,777	9,398	9,398	9,398
CHARACTER :60	PRINCIPAL ON INDEBTEDNESS						
6008	PRINCIPAL ON CAPITAL LEASE	96,435					
CHARACTER 60	SUBTOTAL	96,435					
CHARACTER :70	INTEREST ON INDEBTEDNESS						
7005	INTEREST ON CAPITAL LEASE	15,591					
CHARACTER 70	SUBTOTAL	15,591					
CHARACTER :80	EMPLOYEE BENEFITS						
8010	STATE RETIREMENT	47,496	55,830	22,745	67,665	67,665	67,665
8030	SOCIAL SECURITY	32,977	35,430	18,759	33,611	33,611	33,611
8040	WORKERS COMPENSATION	6,878	4,000	3,677	4,400	4,400	4,400
8050	LIFE INSURANCE	243	312	140	312	312	312
8060	HEALTH INSURANCE	137,603	147,118	78,968	141,389	141,389	141,389
8063	DISABILITY INSURANCE	858	840	476	840	840	840
CHARACTER 80	SUBTOTAL	226,055	243,530	124,765	248,217	248,217	248,217
TYPE X	SUBTOTAL	857,751	889,688	535,169	899,294	899,294	899,294
DIVISION 30	SUBTOTAL	637,662	652,157	164,648	432,180	432,180	432,180

COUNTY CLERK - 30
Records Management - 31

MISSION STATEMENT

To systematically effect the efficient administration of Broome County records in accordance with relevant regulations, by carefully balancing value, use, security, and cost.

DESCRIPTION

The Records Management Division provides practical guidance and expertise to departments in the following capacities:

- Determine retention and disposition of records.
- Review of requests for records storage and equipment.
- Coordinate all Imaging/Micrographics projects for all County Departments
- Ensure compliance with State and Federal retention guidelines.

The Records Management Department is located at 161 Jensen Road in Vestal. The Records Center houses all inactive County records, all original reels of microfilm and CD's, all Information Technology computer back-up, as well as housing the Records Management offices, personnel & imaging/micrographics center.

Our Imaging/Micrographics division operates 3 scanners, 2 quality control stations, 1 planetary camera & a Document Archive writer. The technology allows the department to scan County projects/record series & return all information on CDs or microfilm, as needed to satisfy all NYS Archive requirements & each department's specific needs.

2006 OBJECTIVES

Our major objective in 2006 is to continue to promote the reduction in the volume of paper records maintained by County Departments. The department will continue to scan or film the record series & return each project to the department on a CD or microfilm. We will have all paper records legally & confidentially shredded thereby reducing the amount of paper records that must be stored.

2006 BUDGET HIGHLIGHTS

The department has been successful in receiving grant funds for a variety of projects that support the operation of the Clerk's Office; the Records Center; and other departments. The effort to actively write grant proposals and seek out funding for Broome County's records projects will continue.

30 0004 COUNTY CLERK/Records Management

<u>Title of Position</u>	<u>Grade/Unit</u>	<u>2004 Actuals</u>	<u>As of Sept. 1, 2005 Current Authorized</u>	<u>2006 Requested</u>	<u>2006 Recommended</u>	<u>2006 Adopted</u>
Records Management Officer (40)	18 Admin	1	1	1	1	1
Sr. Records Clerk	9 CSEA	1	1	1	1	1
Clerk	6 CSEA	0	1	1	1	1
Records Clerk	7 CSEA	<u>2</u>	<u>1</u>	<u>1</u>	<u>1</u>	<u>1</u>
Total Full-Time Positions		4	4	4	4	4
Total Part-Time Positions		0	0	0	0	0
TOTAL POSITIONS		4	4	4	4	4

BROOME COUNTY GOVERNMENT
 REVENUE AND APPROPRIATION SUMMARY
 BY DEPARTMENT AND DIVISION

SUBFUND :101 GENERAL OPERATING
 DEPARTMENT:30 COUNTY CLERK
 DIVISION :31 RECORDS MANAGEMENT

SUBJECT	SUBJECT TITLE	2004 YTD ACTUALS	2005 BUDGET	2005 YTD ACTUALS AS OF 8/31	2006 BUDGET REQUESTED	2006 BUDGET RECOMMENDED	2006 ADOPTED BUDGET
CHARACTER :02	DEPARTMENTAL INCOME						
0161	CHARGES FOR SERVICES	44	3,000		100	100	100
CHARACTER 02 SUBTOTAL		44	3,000		100	100	100
CHARACTER :03	USE OF MONEY AND PROPERTY						
0189	RENTAL OF REAL PROP-OTHER GOVTS		1,500				
CHARACTER 03 SUBTOTAL			1,500				
TYPE R SUBTOTAL		44	4,500		100	100	100
CHARACTER :10	PERSONAL SERVICE						
1000	SALARIES FULL-TIME	107,667	119,655	49,329	110,425	110,425	110,425
1600	SALARIES TEMPORARY	2,085		16,255	3,039	3,039	3,039
1960	DISCRETIONARY SALARY SAVINGS		-2,300				
CHARACTER 10 SUBTOTAL		109,752	117,355	65,584	113,464	113,464	113,464
CHARACTER :20	EQUIPMENT AND CAPITAL OUTLAY						
2110	OFFICE MACHINES		5,000	1,036			
CHARACTER 20 SUBTOTAL			5,000	1,036			

BROOME COUNTY GOVERNMENT
 REVENUE AND APPROPRIATION SUMMARY
 BY DEPARTMENT AND DIVISION

SUBFUND :101 GENERAL OPERATING
 DEPARTMENT:30 COUNTY CLERK
 DIVISION :31 RECORDS MANAGEMENT

SUBJECT	SUBJECT TITLE	2004 YTD ACTUALS	2005 BUDGET	2005 YTD ACTUALS AS OF 8/31	2006 BUDGET REQUESTED	2006 BUDGET RECOMMENDED	2006 ADOPTED BUDGET
CHARACTER :40 CONTRACTUAL EXPENDITURES							
4318	DUPLICATING AND PRINTING RM SUPPLIE		360	101	360	360	360
4319	OFFICE SUPPLIES	3,371	3,000	1,214	3,000	3,000	3,000
4326	FUEL AND HEATING SUPPLIES	2,609	4,000	1,383	4,400	4,400	4,400
4329	BLDG AND GROUNDS SUPPLIES	35	500		500	500	500
4342	PHOTOGRAPHIC SUPPLIES	4,384	8,000	260	10,900	10,900	10,900
4359	COMPUTER SOFTWARE AND SUPPLIES	4,117	1,500	43	1,500	1,500	1,500
4411	POSTAGE AND FREIGHT		100	14	100	100	100
4418	DUES AND MEMBERSHIPS	20	100	20	50	50	50
4419	GENERAL OFFICE EXPENSES	9,962	3,000	3,344	7,205	7,205	7,205
4422	BUILDING AND LAND RENTAL	42,250	42,750	42,250	42,250	42,250	42,250
4425	WATER AND SEWAGE CHARGES	142	300	117	300	300	300
4427	ELECTRIC CURRENT	5,263	7,500	2,755	5,250	5,250	5,250
4429	BUILDING AND GROUNDS EXPENSES	3,062	3,300	2,031	2,880	2,880	2,880
4449	OTHER OPERATIONAL EXPENSES	2,024	5,000				
4461	MILEAGE AND PARKING-LOCAL		150		202	202	202
4462	TRAVEL HOTEL AND MEALS	471	750	262	750	750	750
4463	EDUCATION AND TRAINING		250	47	250	250	250
4514	HARDWARE MAINTENANCE	21,205	17,484	1,050	22,816	22,816	22,816
4518	COPYING MACHINE RENTALS	168	1,800	925	1,400	1,400	1,400
CHARACTER 40 SUBTOTAL		99,083	99,844	55,816	104,113	104,113	104,113
CHARACTER :60 PRINCIPAL ON INDEBTEDNESS							
6008	PRINCIPAL ON CAPITAL LEASE	1,145					
CHARACTER 60 SUBTOTAL		1,145					

BROOME COUNTY GOVERNMENT
 REVENUE AND APPROPRIATION SUMMARY
 BY DEPARTMENT AND DIVISION

SUBFUND :101 GENERAL OPERATING
 DEPARTMENT:30 COUNTY CLERK
 DIVISION :31 RECORDS MANAGEMENT

SUBJECT TITLE	2004 YTD ACTUALS	2005 BUDGET	2005 YTD ACTUALS AS OF 8/31	2006 BUDGET REQUESTED	2006 BUDGET RECOMMENDED	2006 ADOPTED BUDGET
CHARACTER :70 INTEREST ON INDEBTEDNESS						
7005 INTEREST ON CAPITAL LEASE	75					
CHARACTER 70 SUBTOTAL	75					
CHARACTER :80 EMPLOYEE BENEFITS						
8010 STATE RETIREMENT	10,814	13,761	4,747	17,005	17,005	17,005
8030 SOCIAL SECURITY	8,263	9,153	4,968	11,560	11,560	11,560
8040 WORKERS COMPENSATION		1,000		1,030	1,030	1,030
8050 LIFE INSURANCE	78	96	53	96	96	96
8060 HEALTH INSURANCE	39,853	47,160	13,204	45,289	45,289	45,289
8063 DISABILITY INSURANCE	361	360	288	360	360	360
8070 UNEMPLOYMENT INSURANCE	3,107					
CHARACTER 80 SUBTOTAL	62,476	71,530	23,260	75,340	75,340	75,340
TYPE X SUBTOTAL	272,531	293,729	145,696	292,917	292,917	292,917
DIVISION 31 SUBTOTAL	-272,487	-289,229	-145,696	-292,817	-292,817	-292,817

COUNTY CLERK - 30
Motor Vehicles - 38

MISSION STATEMENT

The Broome County Department of Motor Vehicles is a multi-service agency committed to fulfilling the legal responsibilities of NYS Department of Motor Vehicles and the Federal government, while serving the residents of Broome County in a courteous and timely manner. The Clinton Street Office and the Washington Avenue Office also provide full passport services. Each Office also provides non-driver Photo ID's.

DESCRIPTION

For 2005, the Department of Motor Vehicles has 3 offices serving the public. In eastern Broome, the office is located at 181 Clinton Street, Binghamton. Office hours are 8:00 am - 5:00 pm Monday through Friday and 8:00 am - 1:00 pm on Saturdays.

Western Broome is serviced by an office located at 124-132 Washington Avenue, Endicott. Office hours are 8:00 am - 5:00 pm Monday through Friday and 8:00 am - 1:00 pm on Saturdays.

The County Office Building (COB), 3rd floor, at 44 Hawley Street, Binghamton, has summer hours (June-September) of 7:30 am - 4:00 pm Monday through Friday and winter hours of 8:00 am - 4:30 pm Monday through Friday.

The three offices total approximately 750 customers a day. For 2006, an additional satellite office is planned for Northern Broome County and is planned to open 9:00 am - 4:00 pm Monday, Wednesday and Friday.

2006 OBJECTIVES

- To continue to serve the public in a courteous and timely manner without cost to the taxpayer.
- To enhance staff training in order to comply with State and Federal regulations pertaining to the issuance of drivers' permits, licenses, non-driver photo ID cards and passports.
- To continue to offer more services to car dealers.
- To expand outreach services to the public.
- To complete the opening of the Whitney Point Facility.

2006 BUDGET HIGHLIGHTS

- The 2006 budget represents one change in personnel which enhances service. We continue to offer more hours than any other office in New York State.
- We have a specialist to handle dealer requests and field phone calls from the public.
- To better enhance the services and decrease the wait time at the Clinton Street office, we're requesting capital improvements including two additional terminals, an additional counter and public restrooms.
- An increase in New York State Motor Vehicles fees will result in an approximate revenue increase of \$150K - \$200K for the County.
- We continue to solicit work from car dealers by providing a weekly pickup of work.
- The pickup of cash by Broome Security is reflected for the first time in the 2006 Budget as a chargeback. While Broome Security has performed this service in the past, it has not been reflected in the department's budget.
- Broome Security has also indicated that a Homeland Security Grant for the installation of surveillance equipment at several DMV Offices will be implemented during 2006, providing additional security to DMV employees.

30 0020 COUNTY CLERK/Motor Vehicles

<u>Title of Position</u>	<u>Grade/Unit</u>	<u>2004 Actuals</u>	<u>As of Sept. 1, 2005 Current Authorized</u>	<u>2006 Requested</u>	<u>2006 Recommended</u>	<u>2006 Adopted</u>
Principal Motor Vehicle Clerk	11 CSEA	1	1	1	1	1
Senior Motor Vehicle Clerk (40)	9 CSEA	3	3	4	3	3
Motor Vehicle Clerk (40)	8 CSEA	9	9	9	9	9
Total Full-Time Positions		13	13	14	13	13
Motor Vehicle Clerk	8 CSEA	9	9	9	9	9
Account Clerk	7 CSEA	<u>1</u>	<u>0</u>	<u>0</u>	<u>0</u>	<u>0</u>
Total Part-Time Positions		10	9	9	9	9
TOTAL POSITIONS		23	22	23	22	22

BROOME COUNTY GOVERNMENT
 REVENUE AND APPROPRIATION SUMMARY
 BY DEPARTMENT AND DIVISION

SUBFUND :101 GENERAL OPERATING
 DEPARTMENT:30 COUNTY CLERK
 DIVISION :38 MOTOR VEHICLES BUREAU

SUBJECT	SUBJECT TITLE	2004 YTD ACTUALS	2005 BUDGET	2005 YTD ACTUALS AS OF 8/31	2006 BUDGET REQUESTED	2006 BUDGET RECOMMENDED	2006 ADOPTED BUDGET
CHARACTER :02	DEPARTMENTAL INCOME						
0015	CLERK FEES	36,859	31,500	22,957	31,500	31,500	31,500
0018	MOTOR VEHICLE	1,985,123	1,860,000	1,168,478	2,065,523	2,065,523	2,065,523
0019	COLLECTION OF SALES TAX	19,788	20,000	9,391	17,500	17,500	17,500
CHARACTER 02 SUBTOTAL		2,041,770	1,911,500	1,200,826	2,114,523	2,114,523	2,114,523
CHARACTER :03	USE OF MONEY AND PROPERTY						
0186	INTEREST AND EARNINGS	57					
CHARACTER 03 SUBTOTAL		57					
CHARACTER :07	MISC/INTERFUND REVENUES						
0229	TRANSFER FROM INSURANCE RESERVE	827					
CHARACTER 07 SUBTOTAL		827					
TYPE R SUBTOTAL		2,042,654	1,911,500	1,200,826	2,114,523	2,114,523	2,114,523
CHARACTER :10	PERSONAL SERVICE						
1000	SALARIES FULL-TIME	352,819	365,064	203,909	391,561	367,162	367,162
1500	SALARIES PART-TIME	87,210	107,723	74,245	109,824	109,824	109,824
1600	SALARIES TEMPORARY	2,713					
1700	SALARIES OVERTIME	11,975	15,617	11,228	17,500	17,500	17,500
1910	OUT OF TITLE PAY			224			
1960	DISCRETIONARY SALARY SAVINGS		-12,200				
CHARACTER 10 SUBTOTAL		454,717	476,204	289,606	518,885	494,486	494,486

BROOME COUNTY GOVERNMENT
 REVENUE AND APPROPRIATION SUMMARY
 BY DEPARTMENT AND DIVISION

SUBFUND :101 GENERAL OPERATING
 DEPARTMENT:30 COUNTY CLERK
 DIVISION :38 MOTOR VEHICLES BUREAU

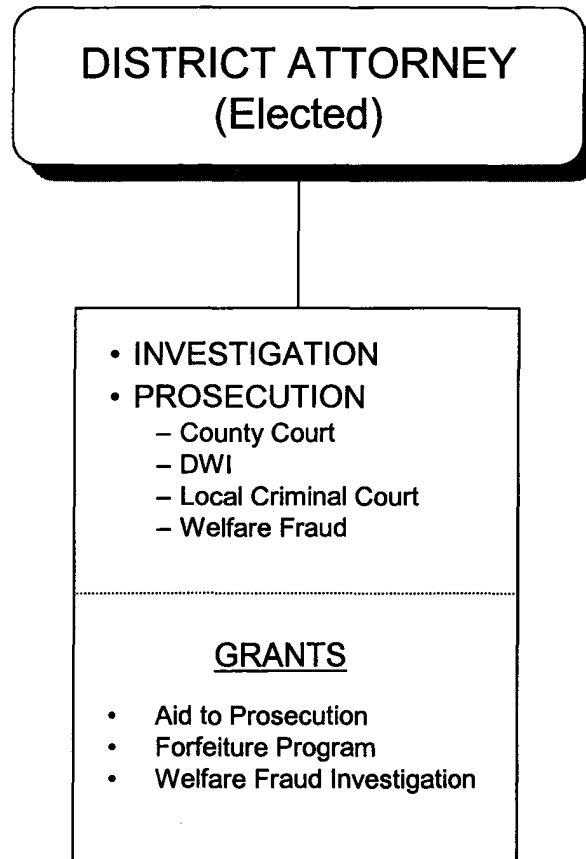
SUBJECT TITLE	2004 YTD ACTUALS	2005 BUDGET	2005 YTD ACTUALS AS OF 8/31	2006 BUDGET REQUESTED	2006 BUDGET RECOMMENDED	2006 ADOPTED BUDGET
CHARACTER :20 EQUIPMENT AND CAPITAL OUTLAY						
2110 OFFICE MACHINES				15,000	15,000	
CHARACTER 20 SUBTOTAL						
				15,000	15,000	
CHARACTER :40 CONTRACTUAL EXPENDITURES						
4311 BOOKS AND SUBSCRIPTIONS	336	500	440	500	500	500
4319 OFFICE SUPPLIES	4,496	6,000	3,569	6,500	6,500	6,500
4323 BLDG MAINTENANCE SUPPLIES		550	84	500	500	500
4326 FUEL AND HEATING SUPPLIES	4,128	5,700	2,598	6,270	6,270	6,270
4329 BLDG AND GROUNDS SUPPLIES	331	550		22,500	20,000	20,000
4342 PHOTOGRAPHIC SUPPLIES			89			
4359 COMPUTER SOFTWARE AND SUPPLIES	196	2,000	2,193	2,000	2,000	2,000
4411 POSTAGE AND FREIGHT	3	150		150	150	150
4419 GENERAL OFFICE EXPENSES	38	2,800	772	500	500	500
4422 BUILDING AND LAND RENTAL	12,599	33,383	33,383	37,118	34,718	34,718
4423 BLDG GROUNDS AND EQUIP REPAIR	45	2,000	133			
4425 WATER AND SEWAGE CHARGES	222	250	190	300	300	300
4427 ELECTRIC CURRENT	12,857	12,000	7,971	12,000	12,000	12,000
4429 BUILDING AND GROUNDS EXPENSES	14,898	12,000	7,079	11,240	11,240	11,240
4449 OTHER OPERATIONAL EXPENSES			299			
4461 MILEAGE AND PARKING-LOCAL	1,099	500	595	1,686	1,686	1,686
4462 TRAVEL HOTEL AND MEALS	707	500		750	750	750
4463 EDUCATION AND TRAINING				250	250	250
4520 PROPERTY LOSS	827					
4727 TAX SALE RESERVES AND EXPENSES			305			
CHARACTER 40 SUBTOTAL						
	52,782	78,883	59,700	102,264	97,364	97,364

BROOME COUNTY GOVERNMENT
 REVENUE AND APPROPRIATION SUMMARY
 BY DEPARTMENT AND DIVISION

SUBFUND :101 GENERAL OPERATING
 DEPARTMENT:30 COUNTY CLERK
 DIVISION :38 MOTOR VEHICLES BUREAU

SUBJECT	SUBJECT TITLE	2004 YTD ACTUALS	2005 BUDGET	2005 YTD ACTUALS AS OF 8/31	2006 BUDGET REQUESTED	2006 BUDGET RECOMMENDED	2006 ADOPTED BUDGET
CHARACTER :41	CHARGEBACK EXPENSES						
4602	INSURANCE PREMIUM CHARGEBACK	2,385	2,000	982	2,890	2,890	2,890
4604	DPW SECURITY CHARGEBACKS				6,311	6,311	6,311
4626	TRANSPORTATION SERVICES CHARGEBACKS			255			
CHARACTER 41 SUBTOTAL		2,385	2,000	1,237	9,201	9,201	9,201
CHARACTER :60	PRINCIPAL ON INDEBTEDNESS						
6008	PRINCIPAL ON CAPITAL LEASE	16,896					
CHARACTER 60 SUBTOTAL		16,896					
CHARACTER :70	INTEREST ON INDEBTEDNESS						
7005	INTEREST ON CAPITAL LEASE	3,888					
CHARACTER 70 SUBTOTAL		3,888					
CHARACTER :80	EMPLOYEE BENEFITS						
8010	STATE RETIREMENT	55,791	63,292	27,691	71,075	67,618	67,618
8030	SOCIAL SECURITY	33,288	37,410	21,733	39,698	37,831	37,831
8040	WORKERS COMPENSATION		3,000		3,090	3,090	3,090
8050	LIFE INSURANCE	325	528	197	552	552	552
8060	HEALTH INSURANCE	118,909	145,730	79,274	149,730	140,609	140,609
8063	DISABILITY INSURANCE	2,248	2,640	1,207	2,760	2,760	2,760
CHARACTER 80 SUBTOTAL		210,561	252,600	130,102	266,905	252,460	252,460
TYPE X SUBTOTAL		741,229	809,687	480,645	912,255	868,511	853,511
DIVISION 38 SUBTOTAL		1,301,425	1,101,813	720,181	1,202,268	1,246,012	1,261,012
DEPARTMENT 30 SUBTOTAL		1,666,600	1,464,741	739,133	1,341,631	1,385,375	1,400,375

DISTRICT ATTORNEY



DISTRICT ATTORNEY - 33

MISSION STATEMENT

To represent the People of the State of New York and Broome County fairly and effectively in all criminal proceedings in Broome County.

DESCRIPTION

The Broome County Attorney's Office represents the People of the State of New York in all criminal proceedings, which include traffic penal law violations, misdemeanors and felonies. In each case, the prosecution must (1) determine what happened by gathering the facts and evidence; (2) determine what criminal offense, if any, were committed; (3) decide whether criminal prosecution is warranted, if criminal offenses were committed and (4) insure that the prosecution is conducted fairly and completely if prosecution is warranted.

2006 OBJECTIVES

- In the face of lack of increased funding from grant funding sources (STOP-DWI and Aid to Prosecution), the most important objective is to provide for adequate personnel and funding for the office of the District Attorney to be able to competently:
 - Perform the basic investigation and prosecution functions of the office
 - Prosecute the two remaining murder cases that may still become capital cases, as well as the significant number of pending cases involving violence related to gang activity and drug trafficking.
 - Provide prosecution service to the increased number of specialized court and criminal justice programs, such as drug court, domestic violence court and the Road to Recovery program as well as for increased litigation related to the Sex Offender Registration Act (SORA) classifications.

2006 BUDGET HIGHLIGHTS

- Maintain funding for current personnel
- Provide funding for construction of improved, necessary security feature at Press Building location of District Attorney's Office.
- Add a paralegal position to handle primarily: (1) proper disclosure and trial preparation of DVD recordings of police interviews; and (2) witness liaison related to court proceedings.
- Provide adequate funding for witness and travel expenses associated with the prosecution of pending cases that involve many out-of-state witnesses, and to maintain our current computer legal research capability.

33 0001 DISTRICT ATTORNEY

<u>Title of Position</u>	<u>Grade/Unit</u>	<u>2004 Actuals</u>	<u>As of Sept. 1, 2005 Current Authorized</u>	<u>2006 Requested</u>	<u>2006 Recommended</u>	<u>2006 Adopted</u>
District Attorney	Elected	1	1	1	1	1
Senior Assistant District Attorney	AT-3	5	5	5	5	5
Assistant District Attorney II	AT-2	5	5	5	5	5
Assistant District Attorney I	AT-1	4	4	4	4	4
Chief Investigator - DA	27 Admin	1	1	1	1	1
Administrative Assistant to the DA	22 Admin	1	1	1	1	1
Investigator - DA	22 Admin	3	3	3	3	3
Paralegal	Admin 1	0	0	1	0	1
Secretary	13 CSEA	3	3	3	3	3
Keyboard Specialist	8 CSEA	<u>5</u>	<u>5</u>	<u>5</u>	<u>5</u>	<u>5</u>
Total Full-Time Positions		28	28	29	28	29
Total Part-Time Positions		0	0	0	0	0
TOTAL POSITIONS		28	28	29	28	29

BROOME COUNTY GOVERNMENT
 REVENUE AND APPROPRIATION SUMMARY
 BY DEPARTMENT

SUBFUND :101 GENERAL OPERATING
 DEPARTMENT:33 DISTRICT ATTORNEY

SUBJECT	SUBJECT TITLE	2004 YTD ACTUALS	2005 BUDGET	2005 YTD ACTUAL THRU 8/31	2006 BUDGET REQUESTED	2006 BUDGET RECOMMENDED	2006 ADOPTED BUDGET
CHARACTER :02	DEPARTMENTAL INCOME						
0045	CHARGEBACKS - D S S		106,013				
0127	OTHER CHARGES	84,728		17,483	78,962	78,962	78,962
0559	OTHER DEPARTMENTAL CHARGEBACK	41,131	50,000	39,586	40,000	40,000	40,000
CHARACTER 02 SUBTOTAL		125,859	156,013	57,069	118,962	118,962	118,962
CHARACTER :06	SALE OF PROP & COMP FOR LOSS						
0213	SALE OF EQUIPMENT	4					
CHARACTER 06 SUBTOTAL		4					
CHARACTER :07	MISC/INTERFUND REVENUES						
0215	REFUNDS OF PRIOR YEARS EXPENDITURES	202		3,118			
0229	TRANSFER FROM INSURANCE RESERVE	13,972		670			
CHARACTER 07 SUBTOTAL		14,174		3,788			
CHARACTER :08	STATE AID						
0241	DISTRICT ATTORNEY'S SALARY	50,586	49,528	5,000	49,528	49,528	49,528
CHARACTER 08 SUBTOTAL		50,586	49,528	5,000	49,528	49,528	49,528
TYPE R SUBTOTAL		190,623	205,541	65,857	168,490	168,490	168,490

BROOME COUNTY GOVERNMENT
REVENUE AND APPROPRIATION SUMMARY
BY DEPARTMENT

SUBFUND :101 GENERAL OPERATING
DEPARTMENT:33 DISTRICT ATTORNEY

SUBJECT	SUBJECT TITLE	2004 YTD ACTUALS	2005 BUDGET	2005 YTD ACTUAL THRU 8/31	2006 BUDGET REQUESTED	2006 BUDGET RECOMMENDED	2006 ADOPTED BUDGET
CHARACTER :10 PERSONAL SERVICE							
1000	SALARIES FULL-TIME	1,427,118	1,454,195	866,988	1,484,656	1,454,766	1,485,433
1950	SALARY ADJUSTMENTS		24,443		27,787	27,787	27,787
1960	DISCRETIONARY SALARY SAVINGS		-48,900				
CHARACTER 10 SUBTOTAL		1,427,118	1,429,738	866,988	1,512,443	1,482,553	1,513,220
CHARACTER :40 CONTRACTUAL EXPENDITURES							
4311	BOOKS AND SUBSCRIPTIONS	16,378	14,000	14,197	14,000	14,000	14,000
4319	OFFICE SUPPLIES	14,676	13,875	10,364	13,875	13,875	13,875
4326	FUEL AND HEATING SUPPLIES	4,457	6,000	5,905	9,000	9,000	9,000
4342	PHOTOGRAPHIC SUPPLIES		400		400	400	400
4347	GAS OIL GREASE AND DIESEL FUEL	877	200	1,396	800	800	800
4359	COMPUTER SOFTWARE AND SUPPLIES	180	7,607				
4411	POSTAGE AND FREIGHT	1,569	2,000	1,266	2,000	2,000	2,000
4418	DUES AND MEMBERSHIPS	1,075	1,170	1,075	1,100	1,100	1,100
4419	GENERAL OFFICE EXPENSES	3,986	5,500	3,600	5,500	5,500	5,500
4422	BUILDING AND LAND RENTAL		119,000	119,000	119,000	131,320	131,320
4427	ELECTRIC CURRENT	8,442	20,000	11,811	21,000	21,000	21,000
4429	BUILDING AND GROUNDS EXPENSES	14,827	17,700	8,018	44,902	13,000	13,000
4442	PHOTOGRAPHIC EXPENSES	580	1,200	1,159	1,200	1,200	1,200
4449	OTHER OPERATIONAL EXPENSES	10		4			
4457	SUBCONTRACTED PROGRAM EXPENSE	8,000	8,000	6,000	8,000	8,000	8,000
4461	MILEAGE AND PARKING-LOCAL	4,991	3,600	4,696	3,600	3,600	3,600
4462	TRAVEL HOTEL AND MEALS	13,141	9,000	5,654	9,000	9,000	9,000
4463	EDUCATION AND TRAINING	200	6,000	1,355	6,000	6,000	6,000
4465	NON-EMPLOYEE TRAVEL HOTEL & MEALS	26,656	30,000	30,686	30,000	30,000	30,000
4469	OTHER PERSONAL EXPENSES	75	200		200	200	200
4518	COPYING MACHINE RENTALS	2,371	7,300	5,621	7,300	7,300	7,300
4520	PROPERTY LOSS	13,972		289			
4523	INSURANCE CLAIMS			381			
4703	LAB SERVICES		3,000	750	3,000	3,000	3,000
4734	WITNESS EXPENSES	19,826	35,000	9,077	35,000	35,000	35,000
4735	INVESTIGATIONS EXPENSES	5,500	6,000	2,500	6,000	6,000	6,000
4739	STENOGRAPHIC SERVICES	63,693	50,000	51,625	50,000	50,000	50,000
CHARACTER 40 SUBTOTAL		225,482	366,752	296,429	390,877	371,295	371,295

BROOME COUNTY GOVERNMENT
REVENUE AND APPROPRIATION SUMMARY
BY DEPARTMENT

SUBFUND :101 GENERAL OPERATING
DEPARTMENT:33 DISTRICT ATTORNEY

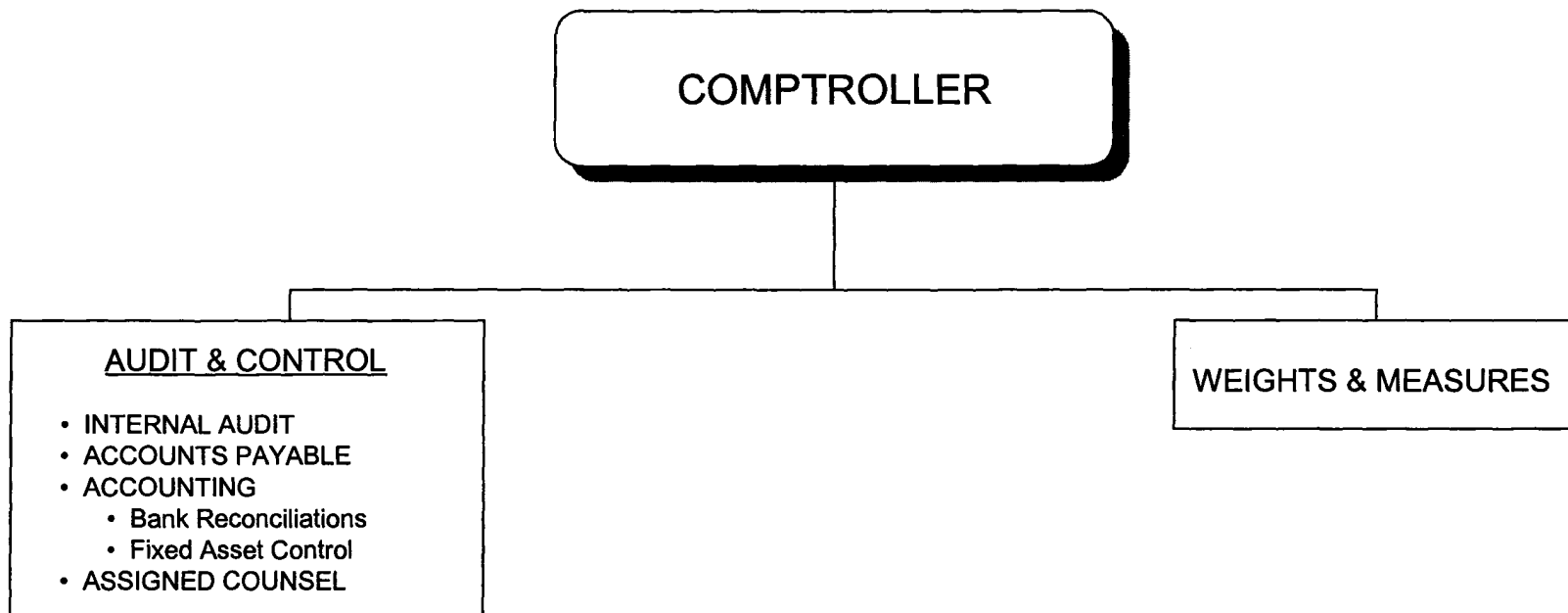
SUBJECT	SUBJECT TITLE	2004 YTD ACTUALS	2005 BUDGET	2005 YTD ACTUAL THRU 8/31	2006 BUDGET REQUESTED	2006 BUDGET RECOMMENDED	2006 ADOPTED BUDGET
CHARACTER :41	CHARGEBACK EXPENSES						
4602	INSURANCE PREMIUM CHARGEBACK	3,498	3,215	1,345	17,736	17,736	17,736
4614	OTHER CHARGEBACK EXPENSES	25					
4615	GASOLINE CHARGEBACK	1,897	3,200	305	4,300	4,300	4,300
4616	FLEET SERVICE CHARGEBACK	4,912	9,641	2,410	9,641	9,641	9,641
4626	TRANSPORTATION SERVICES CHARGEBACKS		7,242	1,811	7,242	7,242	7,242
CHARACTER 41	SUBTOTAL	10,332	23,298	5,871	38,919	38,919	38,919
CHARACTER :60	PRINCIPAL ON INDEBTEDNESS						
6008	PRINCIPAL ON CAPITAL LEASE	4,215					
CHARACTER 60	SUBTOTAL	4,215					
CHARACTER :70	INTEREST ON INDEBTEDNESS						
7005	INTEREST ON CAPITAL LEASE	119,375					
CHARACTER 70	SUBTOTAL	119,375					
CHARACTER :80	EMPLOYEE BENEFITS						
8010	STATE RETIREMENT	149,333	170,173	84,553	228,630	224,027	227,400
8030	SOCIAL SECURITY	104,700	109,473	64,772	111,364	109,077	111,423
8040	WORKERS COMPENSATION	10,743	12,000	5,973	12,958	12,360	12,360
8050	LIFE INSURANCE	522	672	346	696	672	672
8060	HEALTH INSURANCE	191,537	220,220	129,833	242,783	233,663	242,784
8063	DISABILITY INSURANCE	987	960	603	960	960	960
CHARACTER 80	SUBTOTAL	457,822	513,498	286,080	597,391	580,759	595,599

BROOME COUNTY GOVERNMENT
 REVENUE AND APPROPRIATION SUMMARY
 BY DEPARTMENT

SUBFUND :101 GENERAL OPERATING
 DEPARTMENT:33 DISTRICT ATTORNEY

SUBJECT	SUBJECT TITLE	2004 YTD ACTUALS	2005 BUDGET	2005 YTD ACTUAL THRU 8/31	2006 BUDGET REQUESTED	2006 BUDGET RECOMMENDED	2006 ADOPTED BUDGET
CHARACTER :90 TRANSFERS							
9005	TRANSFER TO GRANT FUND	91,327	100,606		121,200	121,200	121,200
CHARACTER 90 SUBTOTAL		91,327	100,606		121,200	121,200	121,200
TYPE X SUBTOTAL		2,335,671	2,433,892	1,455,368	2,660,830	2,594,726	2,640,233
DEPARTMENT 33 SUBTOTAL		-2,145,048	-2,228,351	-1,389,511	-2,492,340	-2,426,236	-2,471,743

AUDIT AND CONTROL



AUDIT & CONTROL - 36**MISSION STATEMENT**

To maintain oversight of the expending of County funds to ensure compliance with all applicable laws, rules and regulations promulgated by the State Comptroller, Local Law, Broome County Charter and Administrative Code.

DESCRIPTION

The Department of Audit and Control keeps records of appropriations, encumbrances and expenditures in addition to prescribing approved methods of accounting for County officers and administrative units; examines all requisitions for the encumbering of funds for expenditures for which the County is responsible and certifies as to the availability of funds, therefor; audits and certifies for payment all lawful claims or charges against the County or against funds for which the County is responsible; annually audits the financial records and accounts of all officers and employees charged with any duty relating to County funds or funds for which the County is responsible.

2006 OBJECTIVES

- Perform more high value add audits.
- Consolidate and streamline routine tasks.
- Provide instructional materials for departments in accounts payable, fixed assets, and internal controls.
- Maintain compliance with continuing education and training standards promulgated by the Comptroller General of the United States.

36 0008 AUDIT AND CONTROL

<u>Title of Position</u>	<u>Grade/Unit</u>	<u>2004 Actuals</u>	<u>As of Sept. 1, 2005 Current Authorized</u>	<u>2006 Requested</u>	<u>2006 Recommended</u>	<u>2006 Adopted</u>
Comptroller	J Admin	1	1	1	1	1
Secretary to the Comptroller	14 Admin	1	1	1	1	1
Internal Auditor	21 CSEA	2	2	2	2	2
Accountant (County)	16 CSEA	2	1	1	1	1
Accounts Payable Auditors	15 CSEA	<u>3</u>	<u>3</u>	<u>3</u>	<u>3</u>	3
Total Full-Time Positions		9	8	8	8	8
Secretary	14 Admin	<u>1</u>	<u>1</u>	<u>1</u>	<u>1</u>	<u>1</u>
Total Part-Time Positions		1	1	1	1	1
TOTAL POSITIONS		10	9	9	9	9

BROOME COUNTY GOVERNMENT
 REVENUE AND APPROPRIATION SUMMARY
 BY DEPARTMENT AND DIVISION

SUBFUND :101 GENERAL OPERATING
 DEPARTMENT:36 AUDIT AND CONTROL
 DIVISION :01 AUDIT AND CONTROL

SUBJECT	SUBJECT TITLE	2004 YTD ACTUALS	2005 BUDGET	2005 YTD ACTUALS AS OF 8/31	2006 BUDGET REQUESTED	2006 BUDGET RECOMMENDED	2006 ADOPTED BUDGET
CHARACTER :02 DEPARTMENTAL INCOME							
0027	MISCELLANEOUS	352					
0545	SINGLE AUDIT CHARGEBACK	53,691	48,941		45,339	45,339	45,339
CHARACTER 02 SUBTOTAL		54,043	48,941		45,339	45,339	45,339
CHARACTER :06 SALE OF PROP & COMP FOR LOSS							
0213	SALE OF EQUIPMENT	110					
CHARACTER 06 SUBTOTAL		110					
CHARACTER :08 STATE AID							
0242	INDIGENT PAROLEES	560,599		21,762			
0815	COURT ASSIGNED ATTORNEYS		400,000		390,000	431,520	431,520
CHARACTER 08 SUBTOTAL		560,599	400,000	21,762	390,000	431,520	431,520
TYPE R SUBTOTAL		614,752	448,941	21,762	435,339	476,859	476,859
CHARACTER :10 PERSONAL SERVICE							
1000	SALARIES FULL-TIME	385,726	411,074	229,027	374,542	374,542	374,542
1500	SALARIES PART-TIME	21,527	22,549	12,934	22,680	22,680	22,680
1600	SALARIES TEMPORARY	4,441	2,530	3,006	2,605	2,605	2,605
1960	DISCRETIONARY SALARY SAVINGS		-13,700				
CHARACTER 10 SUBTOTAL		411,694	422,453	244,967	399,827	399,827	399,827

BROOME COUNTY GOVERNMENT
 REVENUE AND APPROPRIATION SUMMARY
 BY DEPARTMENT AND DIVISION

SUBFUND :101 GENERAL OPERATING
 DEPARTMENT:36 AUDIT AND CONTROL
 DIVISION :01 AUDIT AND CONTROL

SUBJECT	SUBJECT TITLE	2004 YTD ACTUALS	2005 BUDGET	2005 YTD ACTUALS AS OF 8/31	2006 BUDGET REQUESTED	2006 BUDGET RECOMMENDED	2006 ADOPTED BUDGET
CHARACTER :40	CONTRACTUAL EXPENDITURES						
4311	BOOKS AND SUBSCRIPTIONS	133	400	469	400	400	400
4319	OFFICE SUPPLIES	6,316	2,500	549	2,500	2,500	2,500
4329	BLDG AND GROUNDS SUPPLIES	4,661					
4349	MISC OPERATIONAL SUPPLIES	41		313			
4359	COMPUTER SOFTWARE AND SUPPLIES	913	2,000		2,000	2,000	2,000
4411	POSTAGE AND FREIGHT		60		60	60	60
4418	DUES AND MEMBERSHIPS	1,102	790	581	790	790	790
4419	GENERAL OFFICE EXPENSES		1,440		1,440	1,440	1,440
4449	OTHER OPERATIONAL EXPENSES	600					
4461	MILEAGE AND PARKING-LOCAL	254	500		500	500	500
4462	TRAVEL HOTEL AND MEALS	3,842	1,250	2,794	2,500	2,500	2,500
4463	EDUCATION AND TRAINING	3,697	2,250	2,068	4,500	4,500	4,500
4722	AUDIT FEES	144,117	159,135	144,120	165,000	165,000	165,000
4737	COURT ASSIGNED ATTORNEY-PUBLIC DEFE	945,000	1,065,000	671,547	1,065,000	1,065,000	1,065,000
4738	COURT ASSIGNED ATTORNEY-FAMILY COUR	818,890	650,000	472,772	650,000	650,000	650,000
CHARACTER 40	SUBTOTAL	1,929,566	1,885,325	1,295,213	1,894,690	1,894,690	1,894,690
CHARACTER :41	CHARGEBACK EXPENSES						
4602	INSURANCE PREMIUM CHARGEBACK	329	1,000	159			
CHARACTER 41	SUBTOTAL	329	1,000	159			

BROOME COUNTY GOVERNMENT
 REVENUE AND APPROPRIATION SUMMARY
 BY DEPARTMENT AND DIVISION

SUBFUND :101 GENERAL OPERATING
 DEPARTMENT:36 AUDIT AND CONTROL
 DIVISION :01 AUDIT AND CONTROL

SUBJECT SUBJECT TITLE	2004 YTD ACTUALS	2005 BUDGET	2005 YTD ACTUALS AS OF 8/31	2006 BUDGET REQUESTED	2006 BUDGET RECOMMENDED	2006 ADOPTED BUDGET
CHARACTER :80 EMPLOYEE BENEFITS						
8010 STATE RETIREMENT	50,239	57,618	23,954	66,813	66,813	66,813
8030 SOCIAL SECURITY	30,960	33,386	17,837	33,231	33,231	33,231
8040 WORKERS COMPENSATION	3,927	4,000	1,990	4,120	4,120	4,120
8050 LIFE INSURANCE	192	240	120	240	240	240
8060 HEALTH INSURANCE	127,611	135,743	87,546	155,723	155,723	155,723
8063 DISABILITY INSURANCE	903	840	486	840	840	840
CHARACTER 80 SUBTOTAL	213,832	231,827	131,933	260,967	260,967	260,967
TYPE X SUBTOTAL	2,555,421	2,540,605	1,672,272	2,555,484	2,555,484	2,555,484
DIVISION 01 SUBTOTAL	-1,940,669	-2,091,664	-1,650,510	-2,120,145	-2,078,625	-2,078,625

AUDIT & CONTROL – 36
Weights & Measures – 20

MISSION STATEMENT

To ensure a fair and equitable marketplace, for both the buyer and the seller by conducting annual inspections and testing of commercially used weighing and measuring devices. To enforce New York State Agriculture & Markets Law Article 16, the New York State Code of Rules and Regulations 1NYCRR – Parts 220 through 224, and apply the procedures set forth by the National Institute of Standards.

DESCRIPTION

The Division of Weights & Measures inspects and tests, in accordance with the requirements promulgated by the New York State Department of Agriculture & Markets – Bureau of Weights & Measures, the accuracy and proper operation of commercially used weighing and measuring devices, the accuracy of labeled-by-weight packed in store commodities, and the quality of gasoline and diesel fuel.

2006 OBJECTIVES

- Continue participation in the state’s octane testing program.
- Continue to investigate and resolve all complaints in a timely manner.
- Develop, institute and perform annual safety training review.

36 0016 AUDIT AND CONTROL/Weights and Measures

<u>Title of Position</u>	<u>Grade/Unit</u>	<u>2004 Actuals</u>	<u>As of Sept. 1, 2005 Current Authorized</u>	<u>2006 Requested</u>	<u>2006 Recommended</u>	<u>2006 Adopted</u>
Director of Weights & Measures	21 Admin	1	1	1	1	1
Weights & Measures Inspector	15 CSEA	<u>2</u>	<u>2</u>	<u>2</u>	<u>2</u>	<u>2</u>
Total Full-Time Positions		3	3	3	3	3
Total Part-Time Positions		0	0	0	0	0
TOTAL POSITIONS		3	3	3	3	3

BROOME COUNTY GOVERNMENT
 REVENUE AND APPROPRIATION SUMMARY
 BY DEPARTMENT AND DIVISION

SUBFUND :101 GENERAL OPERATING
 DEPARTMENT:36 AUDIT AND CONTROL
 DIVISION :20 WEIGHTS AND MEASURES

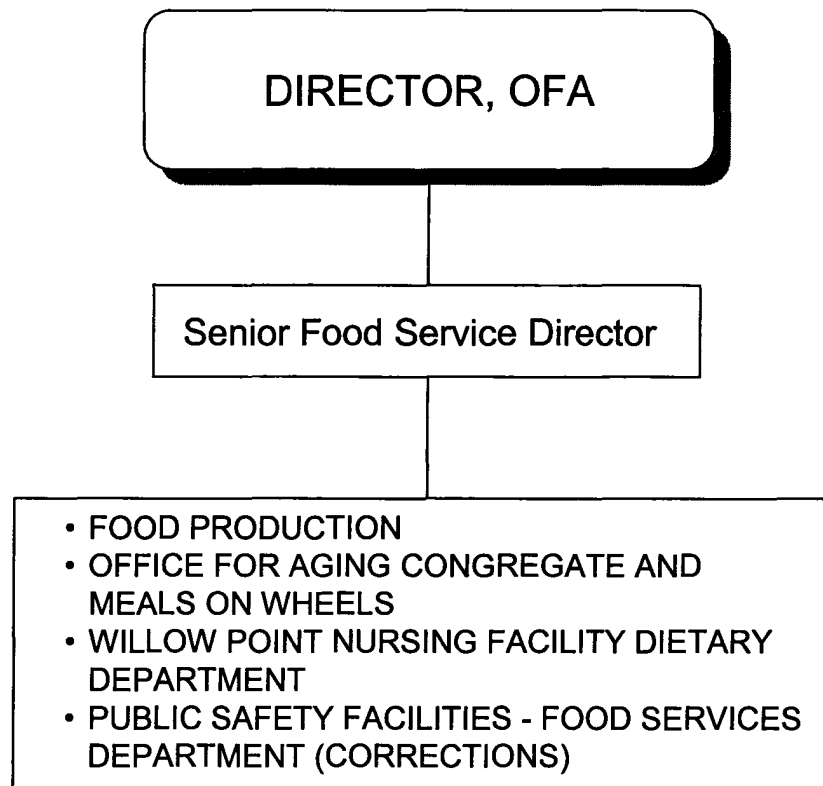
SUBJECT	SUBJECT TITLE	2004 YTD ACTUALS	2005 BUDGET	2005 YTD ACTUALS AS OF 8/31	2006 BUDGET REQUESTED	2006 BUDGET RECOMMENDED	2006 ADOPTED BUDGET
CHARACTER :02	DEPARTMENTAL INCOME						
0070	FEEES FOR SERVICES	57,486	55,000	47,773	55,000	55,000	55,000
CHARACTER 02 SUBTOTAL		57,486	55,000	47,773	55,000	55,000	55,000
CHARACTER :06	SALE OF PROP & COMP FOR LOSS						
0213	SALE OF EQUIPMENT	3					
CHARACTER 06 SUBTOTAL		3					
TYPE R SUBTOTAL		57,489	55,000	47,773	55,000	55,000	55,000
CHARACTER :10	PERSONAL SERVICE						
1000	SALARIES FULL-TIME	120,537	125,076	75,532	126,128	126,128	126,128
1600	SALARIES TEMPORARY	4,345	3,794	2,616	3,907	3,907	3,907
1960	DISCRETIONARY SALARY SAVINGS		-4,100				
CHARACTER 10 SUBTOTAL		124,882	124,770	78,148	130,035	130,035	130,035
CHARACTER :40	CONTRACTUAL EXPENDITURES						
4311	BOOKS AND SUBSCRIPTIONS	200	100		100	100	100
4319	OFFICE SUPPLIES	40	300	6	300	300	300
4341	MOTOR EQUIPMENT SUPPLIES	5		22			
4347	GAS OIL GREASE AND DIESEL FUEL		300		300	300	300
4349	MISC OPERATIONAL SUPPLIES	3,592	1,005	1,007	1,005	1,005	1,005
4356	UNIFORMS	692	1,500		1,500	1,500	1,500
4358	SAFETY SUPPLIES	10		40			
4411	POSTAGE AND FREIGHT			9			
4418	DUES AND MEMBERSHIPS	264	265	69	265	265	265
4419	GENERAL OFFICE EXPENSES	1,718					
4444	UNIFORM AND CLOTHING ALLOWANCE	40					
4449	OTHER OPERATIONAL EXPENSES	-5,789		-3,973			
4462	TRAVEL HOTEL AND MEALS	377	750	32	750	750	750
4463	EDUCATION AND TRAINING	855	625	1,281	1,250	1,250	1,250
CHARACTER 40 SUBTOTAL		2,004	4,845	-1,507	5,470	5,470	5,470

BROOME COUNTY GOVERNMENT
 REVENUE AND APPROPRIATION SUMMARY
 BY DEPARTMENT AND DIVISION

SUBFUND :101 GENERAL OPERATING
 DEPARTMENT:36 AUDIT AND CONTROL
 DIVISION :20 WEIGHTS AND MEASURES

SUBJECT SUBJECT TITLE	2004 YTD ACTUALS	2005 BUDGET	2005 YTD ACTUALS AS OF 8/31	2006 BUDGET REQUESTED	2006 BUDGET RECOMMENDED	2006 ADOPTED BUDGET
CHARACTER :41 CHARGEBACK EXPENSES						
4602 INSURANCE PREMIUM CHARGEBACK	1,145	1,033	38	1,033	1,033	1,033
4615 GASOLINE CHARGEBACK	1,531	1,500	686	2,000	2,000	2,000
4616 FLEET SERVICE CHARGEBACK	5,114	3,857	1,929	3,857	3,857	3,857
4626 TRANSPORTATION SERVICES CHARGEBACKS				5,986	5,986	5,986
CHARACTER 41 SUBTOTAL	7,790	6,390	2,653	12,876	12,876	12,876
CHARACTER :80 EMPLOYEE BENEFITS						
8010 STATE RETIREMENT	12,157	14,801	7,368	20,026	20,026	20,026
8030 SOCIAL SECURITY	9,373	9,858	5,856	9,948	9,948	9,948
8050 LIFE INSURANCE	58	72	38	72	72	72
8060 HEALTH INSURANCE	33,002	34,053	23,733	39,204	39,204	39,204
8063 DISABILITY INSURANCE	258	280	159	240	240	240
CHARACTER 80 SUBTOTAL	54,848	59,064	37,154	69,490	69,490	69,490
TYPE X SUBTOTAL	189,524	195,069	116,448	217,871	217,871	217,871
DIVISION 20 SUBTOTAL	-132,035	-140,069	-68,675	-162,871	-162,871	-162,871
DEPARTMENT 36 SUBTOTAL	-2,072,704	-2,231,733	-1,719,185	-2,283,016	-2,241,496	-2,241,496

CENTRAL FOOD AND NUTRITION SERVICES



CENTRAL FOOD & NUTRITION SERVICES – 23 (Fund 251)**MISSION STATEMENT**

Central Foods and Nutrition Services provides food management and production services within applicable codes and regulations to County operated facilities and programs.

DESCRIPTION

The Central Food's Administrative Offices and the Central Production Facility are located at 2001 East Main Street in Endicott. The facility was opened June 1988 and expanded and renovated in 1995. State-of-the-art cook-chill and conventional food production methods are utilized. In 2005, it is anticipated 1,272,881 meals will be prepared and served by Central Foods.

2006 OBJECTIVES

- Continue to refine and maximize the Cook-Chill food production system to reduce costs and assure high level of user acceptance for Office for Aging, Willow Point Nursing Facility and the Public Safety Facility.
- Continue to work with the Office for the Aging staff to develop menus and recipes to meet the changing needs of the clients, as well as to establish new programs and expand existing programs to adapt to the changing needs of the clients.
- Continue to work with the Willow Point Nursing Facility staff and administration to meet the changing needs of the residents for meals, snacks, special functions and hydration status, while monitoring the cost of these programs
- Continue to work with the Sheriff's Department, the Corrections Administration and the Medical staff to meet the nutritional needs of the inmates within the established guidelines.
- Refine the use of the CBord software system to improve the efficiency of production, inventory and purchasing procedures.

2006 BUDGET HIGHLIGHTS

1. Estimated food expense has increased

	Meal count	Cost/meal	Change
OFA Meals	+ 2455		+\$ 2,177
Willow Point Meals	no change	+0.0474 (3%)	+\$20,500
Willow Point Supplements & Hydrations			+\$17,400
Public Safety Facility Inmates	no change	no change	no change
Public Safety no change Facility Staff	no change	no change	
Total Change in food Budget			+\$40,077

23 0045 EXECUTIVE/CENTRAL FOOD & NUTRITION SERVICES

<u>Title of Position</u>	<u>Grade/Unit</u>	<u>2004 Actuals</u>	<u>As of Sept. 1, 2005 Current Authorized</u>	<u>2006 Requested</u>	<u>2006 Recommended</u>	<u>2006 Adopted</u>
Director of Central Food & Nutrition Service	24 Admin	1	1	1	1	1
Senior Food Services Director *	21 Admin	1	1	1	1	1
Food Service Director (40)	20 BAPA	1	1	1	1	1
Dietitian (40)	19 BAPA	2	2	2	2	2
Food Service Manager	14 BAPA	3	3	3	3	3
Principal Account Clerk	13 CSEA	1	1	1	1	1
Stores Clerk	10 CSEA	2	2	2	2	2
Senior Account Clerk	9 CSEA	1	1	0	0	0
Senior Food Service Helper	9 CSEA	3	3	3	3	3
Cook	8 CSEA	3	3	3	3	3
Assistant Cook	7 CSEA	2	2	2	2	2
Food Service Helper	5 CSEA	<u>5</u>	<u>5</u>	<u>5</u>	<u>5</u>	<u>5</u>
Total Full-Time Positions		25	25	24	24	24
Delivery Driver	10 CSEA	6	6	6	6	6
Senior Account Clerk	9 CSEA	0	0	1	1	1
Food Service Helper	5 CSEA	<u>15</u>	<u>15</u>	<u>15</u>	<u>15</u>	<u>15</u>
Total Part-Time Positions		21	21	22	22	22
TOTAL POSITIONS		46	46	46	46	46

*Position unfunded

BROOME COUNTY GOVERNMENT
 REVENUE AND APPROPRIATION SUMMARY
 BY DEPARTMENT AND DIVISION

SUBFUND :251 CENTRAL FOODS OPERATING
 DEPARTMENT:23 COUNTY EXECUTIVE
 DIVISION :03 CENTRAL FOODS AND NUTRITION SERVICES

SUBJECT	SUBJECT TITLE	2004 YTD ACTUALS	2005 BUDGET	2005 YTD ACTUALS AS OF 8/31	2006 BUDGET REQUESTED	2006 BUDGET RECOMMENDED	2006 ADOPTED BUDGET
CHARACTER :02 DEPARTMENTAL INCOME							
0500	CASH/OVER SHORT	5					
0531	CHARGES FOR FOOD SERVICE	3,817,564	3,944,462	1,697,762	4,020,681	4,020,681	4,020,681
CHARACTER 02 SUBTOTAL		3,817,569	3,944,462	1,697,762	4,020,681	4,020,681	4,020,681
CHARACTER :03 USE OF MONEY AND PROPERTY							
0186	INTEREST AND EARNINGS	1,262	1,000	243	1,000	1,000	1,000
CHARACTER 03 SUBTOTAL		1,262	1,000	243	1,000	1,000	1,000
CHARACTER :07 MISC/INTERFUND REVENUES							
0215	REFUNDS OF PRIOR YEARS EXPENDITURES	47		209			
0229	TRANSFER FROM INSURANCE RESERVE	1,842		3,764			
CHARACTER 07 SUBTOTAL		1,889		3,973			
TYPE R SUBTOTAL		3,820,720	3,945,462	1,701,978	4,021,681	4,021,681	4,021,681
CHARACTER :10 PERSONAL SERVICE							
1000	SALARIES FULL-TIME	702,388	732,547	377,387	726,917	726,917	726,917
1500	SALARIES PART-TIME	325,804	328,500	202,704	328,547	328,547	328,547
1600	SALARIES TEMPORARY	39,259	22,055	11,381	16,197	16,197	16,197
1700	SALARIES OVERTIME	12,561	12,111	5,504	11,898	11,898	11,898
1940	OTHER PERSONNEL SERVICES	4,725	4,890	4,328	4,980	4,980	4,980
1950	SALARY ADJUSTMENTS						28,302
CHARACTER 10 SUBTOTAL		1,084,737	1,100,103	601,304	1,088,539	1,088,539	1,116,841

BROOME COUNTY GOVERNMENT
 REVENUE AND APPROPRIATION SUMMARY
 BY DEPARTMENT AND DIVISION

SUBFUND :251 CENTRAL FOODS OPERATING
 DEPARTMENT:23 COUNTY EXECUTIVE
 DIVISION :03 CENTRAL FOODS AND NUTRITION SERVICES

SUBJECT	SUBJECT TITLE	2004 YTD ACTUALS	2005 BUDGET	2005 YTD ACTUALS AS OF 8/31	2006 BUDGET REQUESTED	2006 BUDGET RECOMMENDED	2006 ADOPTED BUDGET
CHARACTER :20	EQUIPMENT AND CAPITAL OUTLAY						
2290	BUILDING AND GROUNDS EQUIPMENT			13,995			
2310	KITCHEN AND DINING ROOM EQUIPMENT		13,550				
CHARACTER 20 SUBTOTAL			13,550	13,995			
CHARACTER :40	CONTRACTUAL EXPENDITURES						
4319	OFFICE SUPPLIES	4,684	6,130	4,526	6,092	6,092	6,092
4323	BLDG MAINTENANCE SUPPLIES	3,552	2,000	4,685	2,000	2,000	2,000
4326	FUEL AND HEATING SUPPLIES	30,536	40,400	25,692	42,420	42,420	42,420
4329	BLDG AND GROUNDS SUPPLIES		1,000		1,000	1,000	1,000
4331	FOOD AND BEVERAGES	1,544,727	1,688,557	913,938	1,713,638	1,713,638	1,713,638
4332	KITCHEN AND DINING ROOM SUPPLIES	246,778	260,435	171,135	274,894	274,894	274,894
4341	MOTOR EQUIPMENT SUPPLIES	112					
4347	GAS OIL GREASE AND DIESEL FUEL	5					
4349	MISC OPERATIONAL SUPPLIES	36,205	40,000	32,503	42,500	42,500	42,500
4358	SAFETY SUPPLIES	4,040	5,600	2,477	5,600	5,600	5,600
4359	COMPUTER SOFTWARE AND SUPPLIES	733		865			
4411	POSTAGE AND FREIGHT	16					
4419	GENERAL OFFICE EXPENSES	165	1,116	172	1,201	1,201	1,201
4422	BUILDING AND LAND RENTAL				100,000	100,000	100,000
4423	BLDG GROUNDS AND EQUIP REPAIR			432			
4425	WATER AND SEWAGE CHARGES	2,750	2,880	1,611	2,880	2,880	2,880
4426	HEATING AND AIR COND PLANT EXP		2,000		2,000	2,000	2,000
4427	ELECTRIC CURRENT	54,362	64,890	31,300	64,890	64,890	64,890
4429	BUILDING AND GROUNDS EXPENSES	39,149	51,116	23,849	49,234	49,234	49,234
4431	KITCHEN & DINING ROOM EXPENSES	33,957	33,000	17,137	37,811	37,811	37,811
4432	LAUNDRY AND DRY CLEANING EXPENSES	4,962	5,160	2,653	6,396	6,396	6,396
4441	MOTOR EQUIP REPAIRS AND MAINT	882	3,700	241	1,550	1,550	1,550
4448	ADVERTISING AND PROMOTION EXPENSES		1,000		1,000	1,000	1,000
4449	OTHER OPERATIONAL EXPENSES	298	1,000	19,657	1,000	1,000	1,000
4462	TRAVEL HOTEL AND MEALS		200		300	300	300
4463	EDUCATION AND TRAINING	457	1,050	743	1,300	1,300	1,300
4513	SOFTWARE MAINTENANCE	8,059	9,103	9,498	11,776	11,776	11,776
4518	COPYING MACHINE RENTALS	3,039	3,460	2,296	3,460	3,460	3,460
4520	PROPERTY LOSS	228		3,652			
4523	INSURANCE CLAIMS	1,614		113			
4741	DIETARY SERVICES	5,490	6,365	3,488	6,568	6,568	6,568
CHARACTER 40 SUBTOTAL		2,026,800	2,230,162	1,272,663	2,379,510	2,379,510	2,379,510

BROOME COUNTY GOVERNMENT
 REVENUE AND APPROPRIATION SUMMARY
 BY DEPARTMENT AND DIVISION

SUBFUND :251 CENTRAL FOODS OPERATING
 DEPARTMENT:23 COUNTY EXECUTIVE
 DIVISION :03 CENTRAL FOODS AND NUTRITION SERVICES

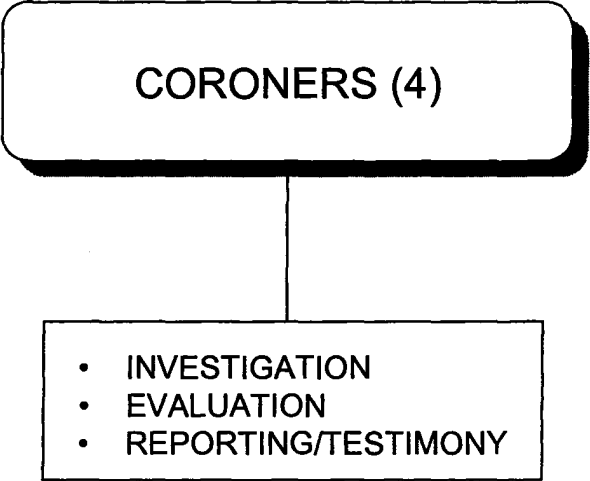
SUBJECT SUBJECT TITLE	2004 YTD ACTUALS	2005 BUDGET	2005 YTD ACTUALS AS OF 8/31	2006 BUDGET REQUESTED	2006 BUDGET RECOMMENDED	2006 ADOPTED BUDGET
CHARACTER :41 CHARGEBACK EXPENSES						
4601 INDIRECT COSTS	81,368	82,000		82,000	82,000	82,000
4602 INSURANCE PREMIUM CHARGEBACK	2,046	630	964	1,625	1,625	1,625
4610 PERSONAL SERVICES CHARGEBACKS	30,652	39,976	23,769			
4614 OTHER CHARGEBACK EXPENSES	395	1,475		395	395	395
4615 GASOLINE CHARGEBACK	9,413	10,000	6,107	13,000	13,000	13,000
4616 FLEET SERVICE CHARGEBACK	32,339	15,426	7,713	15,426	15,426	15,426
4619 BUILDING SERVICE CHARGEBACK	18,354	15,000	8,507	15,000	15,000	15,000
4626 TRANSPORTATION SERVICES CHARGEBACKS				6,312	6,312	6,312
CHARACTER 41 SUBTOTAL	174,567	164,507	47,060	133,758	133,758	133,758
CHARACTER :42 DEPRECIATION						
4801 DEPRECIATION - BUILDINGS	55,672					
4804 DEPRECIATION - MOTOR VEHICLES	12,232					
4805 DEPRECIATION - MACHINERY & EQUIP	17,208					
CHARACTER 42 SUBTOTAL	85,112					
CHARACTER :60 PRINCIPAL ON INDEBTEDNESS						
6000 PRINCIPAL ON SERIAL BONDS				7,391	7,391	7,391
CHARACTER 60 SUBTOTAL				7,391	7,391	7,391

BROOME COUNTY GOVERNMENT
 REVENUE AND APPROPRIATION SUMMARY
 BY DEPARTMENT AND DIVISION

SUBFUND :251 CENTRAL FOODS OPERATING
 DEPARTMENT:23 COUNTY EXECUTIVE
 DIVISION :03 CENTRAL FOODS AND NUTRITION SERVICES

SUBJECT	SUBJECT TITLE	2004 YTD ACTUALS	2005 BUDGET	2005 YTD ACTUALS AS OF 8/31	2006 BUDGET REQUESTED	2006 BUDGET RECOMMENDED	2006 ADOPTED BUDGET
CHARACTER :70 INTEREST ON INDEBTEDNESS							
7000	INTEREST ON SERIAL BONDS	779			8,769	8,769	8,769
7005	INTEREST ON CAPITAL LEASE	107					
CHARACTER 70 SUBTOTAL		886			8,769	8,769	8,769
CHARACTER :80 EMPLOYEE BENEFITS							
8010	STATE RETIREMENT	104,695	106,357	63,044	137,218	137,218	108,916
8030	SOCIAL SECURITY	82,166	84,474	44,885	82,134	82,134	82,134
8040	WORKERS COMPENSATION	50,265	44,000	21,613	43,867	43,867	43,867
8041	WORKERS COMP LT LIABILITY	4,536					
8050	LIFE INSURANCE	715	1,056	461	1,056	1,056	1,056
8060	HEALTH INSURANCE	168,896	196,813	119,966	211,595	211,595	211,595
8063	DISABILITY INSURANCE	3,904	4,440	2,522	4,440	4,440	4,440
CHARACTER 80 SUBTOTAL		415,177	437,140	252,491	480,310	480,310	452,008
TYPE X SUBTOTAL		3,787,279	3,945,462	2,187,513	4,098,277	4,098,277	4,098,277
DIVISION 03 SUBTOTAL		33,441		-485,535	-76,596	-76,596	-76,596
DEPARTMENT 23 SUBTOTAL		33,441		-485,535	-76,596	-76,596	-76,596
SUBFUND 251 SUBTOTAL		33,441		-485,535	-76,596	-76,596	-76,596

CORONERS



CORONERS – 25

MISSION STATEMENT

To investigate unattended deaths, suspected homicide, suicide, medical misadventure or disease of public health significance.

DESCRIPTION

This department is responsible for the investigation, recovery and transportation of the bodies of deceased in Broome County to the morgue. This includes all deaths caused by violence or unlawful acts, unusual or unexplained death, death in a public institution other than a hospital or nursing home, and death unattended by a doctor. Pathologists are contracted to perform the autopsies. The Coroners are duly licensed physicians and provide court testimony concerning the results of their investigations.

Routine administration is done by the Law Department.

2006 OBJECTIVES

- Maintain current levels of service.
- Increase in coroner salaries
- Increase in hospital and medical service line to reflect increases in pathologist fee.

25 0001 CORONER

<u>Title of Position</u>	<u>Grade/Unit</u>	<u>2004 Actuals</u>	<u>As of Sept. 1, 2005 Current Authorized</u>	<u>2006 Requested</u>	<u>2006 Recommended</u>	<u>2006 Adopted</u>
Total Full-Time Positions		0	0	0	0	0
Coroner *	NA	<u>4</u>	<u>4</u>	<u>4</u>	<u>4</u>	<u>4</u>
Total Part-Time Positions		4	4	4	4	4
TOTAL POSITIONS		4	4	4	4	4

* Requested salary increase

BROOME COUNTY GOVERNMENT
 REVENUE AND APPROPRIATION SUMMARY
 BY DEPARTMENT

SUBFUND :101 GENERAL OPERATING
 DEPARTMENT:25 MEDICAL EXAMINERS AND CORONERS

SUBJECT	SUBJECT TITLE	2004 YTD ACTUALS	2005 BUDGET	2005 YTD ACTUAL THRU 8/31	2006 BUDGET REQUESTED	2006 BUDGET RECOMMENDED	2006 ADOPTED BUDGET
CHARACTER :10 PERSONAL SERVICE							
1500	SALARIES PART-TIME	102,001	102,000	62,769	108,000	102,000	102,000
CHARACTER 10 SUBTOTAL		102,001	102,000	62,769	108,000	102,000	102,000
CHARACTER :40 CONTRACTUAL EXPENDITURES							
4453	TRANSPORTATION SERVICES		40,000	14,226	20,800	20,800	20,800
4462	TRAVEL HOTEL AND MEALS	795	1,250	1,248	1,250	1,250	1,250
4463	EDUCATION AND TRAINING	395	1,000	135	1,000	1,000	1,000
4704	MEDICARE CREDITS	315					
4707	MEDICAL AND HOSPITAL SERVICES	126,334	89,889	89,514	120,000	120,000	120,000
CHARACTER 40 SUBTOTAL		127,839	132,139	105,123	143,050	143,050	143,050
CHARACTER :80 EMPLOYEE BENEFITS							
8010	STATE RETIREMENT	10,315	5,866	6,139	8,100	8,100	8,100
8030	SOCIAL SECURITY	7,803	7,804	4,802	8,264	8,264	8,264
8040	WORKERS COMPENSATION	773	1,000		1,030	1,030	1,030
8050	LIFE INSURANCE				96	96	96
CHARACTER 80 SUBTOTAL		18,891	14,670	10,941	17,490	17,490	17,490
TYPE X SUBTOTAL		248,731	248,809	178,833	268,540	262,540	262,540
DEPARTMENT 25 SUBTOTAL		-248,731	-248,809	-178,833	-268,540	-262,540	-262,540

ELECTIONS

ELECTION COMMISSIONERS (2)

DEPUTY COMMISSIONERS (2)

- Voter Registration
- Elections
 - Primaries
 - General
- File Maintenance
- Redistricting - Annual
- Reapportionment - Decennial

ELECTIONS - 41

MISSION STATEMENT

To insure that all eligible County citizens are offered an opportunity to register and vote; to maintain a complete and accurate voter file of all the registered voters in the Broome County; to insure that the integrity of the balloting process is maintained throughout Broome County; to enforce all provisions of the New York State Election Law.

DESCRIPTION

The Board of Elections is responsible for the honest and efficient operation of all National, State, County, City, Town and Village elections in Broome County. The Board is established pursuant to Section 3-200 of the New York State Election Law.

2006 OBJECTIVES

2006 will be a transition year for the Board due to the Help America Vote Act. This new Federal law is shifting responsibility from the Town to the County across New York State to take responsibility for the entire election process.

2006 BUDGET HIGHLIGHTS

With County takeover of the entire election process, major changes in manpower and finance will result in a disproportionate budget from the year before.

41 0001 ELECTIONS

<u>Title of Position</u>	<u>Grade/Unit</u>	<u>2004 Actuals</u>	<u>As of 9/1/2005 Current Authorized</u>	<u>2006 Requested</u>	<u>2006 Recommended</u>	<u>2006 Adopted</u>
Deputy Commissioner of Elections	C Admin	0	0	2	0	2
Deputy Commissioner of Elections	A Admin	2	2	0	2	0
Election Auditor	14 CSEA	0	0	1	0	1
Election Auditor	12 CSEA	1	1	0	1	0
Election Data Specialist	14 CSEA	0	0	2	0	2
Election Data Specialist	12 CSEA	2	2	0	2	0
Election Registrar	14 CSEA	0	0	1	0	1
Election Registrar	12 CSEA	1	1	0	1	0
Total Full-Time Positions		6	6	6	6	6
Commissioner of Elections*	NA	2	2	2	2	2
Total Part-Time Positions		2	2	2	2	2
TOTAL POSITIONS		8	8	8	8	8

* Requested increase to \$ 12,500 for each

BROOME COUNTY GOVERNMENT
REVENUE AND APPROPRIATION SUMMARY
BY DEPARTMENT

SUBFUND :101 GENERAL OPERATING
DEPARTMENT:41 ELECTIONS

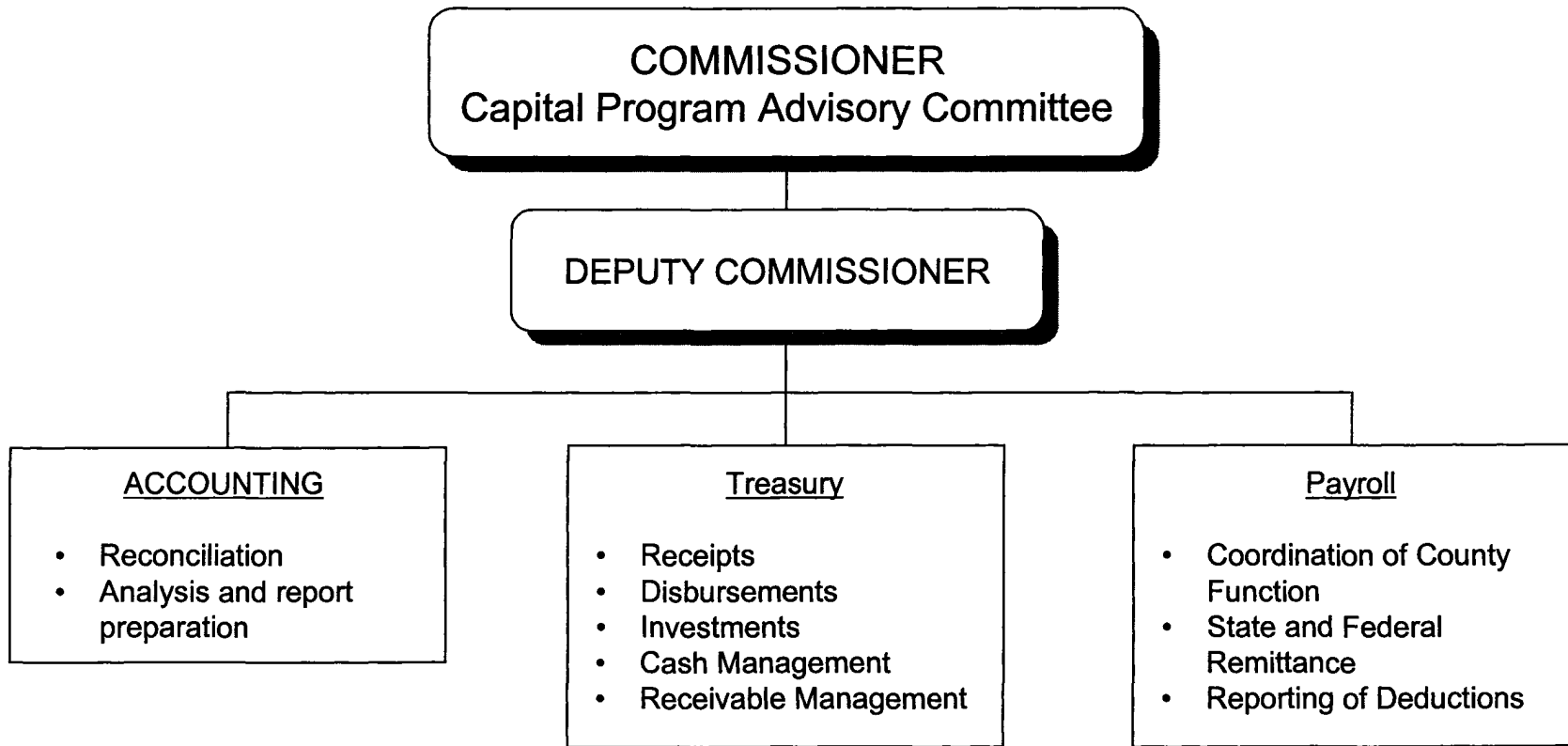
SUBJECT	SUBJECT TITLE	2004 YTD ACTUALS	2005 BUDGET	2005 YTD ACTUAL THRU 8/31	2006 BUDGET REQUESTED	2006 BUDGET RECOMMENDED	2006 ADOPTED BUDGET
CHARACTER :02	DEPARTMENTAL INCOME						
0161	CHARGES FOR SERVICES	-----	-----	-----	399,000	249,402	-----
CHARACTER 02	SUBTOTAL				399,000	249,402	
CHARACTER :06	SALE OF PROP & COMP FOR LOSS						
0210	MINOR SALES - ELECTIONS	7,141	800	1,021	3,000	3,000	3,000
CHARACTER 06	SUBTOTAL	7,141	800	1,021	3,000	3,000	3,000
TYPE R	SUBTOTAL	7,141	800	1,021	402,000	252,402	3,000
CHARACTER :10	PERSONAL SERVICE						
1000	SALARIES FULL-TIME	214,550	222,612	135,674	224,260	224,260	248,929
1500	SALARIES PART-TIME	15,000	15,000	8,250	15,000	15,000	15,000
1600	SALARIES TEMPORARY	80,766	84,520	19,398	96,300	96,300	111,300
1700	SALARIES OVERTIME	9,423	3,424	873	8,800	8,800	8,800
1960	DISCRETIONARY SALARY SAVINGS	-----	-7,400	-----	-----	-----	-----
CHARACTER 10	SUBTOTAL	319,739	318,156	164,195	344,360	344,360	384,029
CHARACTER :40	CONTRACTUAL EXPENDITURES						
4311	BOOKS AND SUBSCRIPTIONS	821	2,000		2,000	2,000	2,000
4318	DUPLICATING AND PRINTING RM SUPPLIE	109,262	117,790	23,853	149,190	149,190	149,190
4319	OFFICE SUPPLIES	53,205	12,000	1,532	12,000	12,000	12,000
4329	BLDG AND GROUNDS SUPPLIES			6,698			
4349	MISC OPERATIONAL SUPPLIES		1,500		1,500	1,500	1,500
4359	COMPUTER SOFTWARE AND SUPPLIES	3,000	1,500	89	1,500	1,500	1,500
4411	POSTAGE AND FREIGHT	270	2,000	19	1,500	1,500	1,500
4418	DUES AND MEMBERSHIPS	70	110	90	110	110	110
4419	GENERAL OFFICE EXPENSES	501	5,000	1,384	5,000	5,000	5,000
4448	ADVERTISING AND PROMOTION EXPENSES	10,761	15,000		15,000	15,000	15,000
4449	OTHER OPERATIONAL EXPENSES	1,440	2,000		399,802	348,682	348,682
4461	MILEAGE AND PARKING-LOCAL	377	300	246	400	400	400
4462	TRAVEL HOTEL AND MEALS	1,247	2,000	1,073	2,000	2,000	2,000
4463	EDUCATION AND TRAINING	40	500		500	500	500
4513	SOFTWARE MAINTENANCE	20,194	21,000	20,863	28,000	28,000	28,000

BROOME COUNTY GOVERNMENT
REVENUE AND APPROPRIATION SUMMARY
BY DEPARTMENT

SUBFUND :101 GENERAL OPERATING
DEPARTMENT:41 ELECTIONS

SUBJECT	SUBJECT TITLE	2004 YTD ACTUALS	2005 BUDGET	2005 YTD ACTUAL THRU 8/31	2006 BUDGET REQUESTED	2006 BUDGET RECOMMENDED	2006 ADOPTED BUDGET
CHARACTER :40 CONTRACTUAL EXPENDITURES							
4518	COPYING MACHINE RENTALS	1,728	1,800	1,274	1,800	1,800	1,800
4747	OTHER FEES FOR SERVICES	22,838	14,610	14,605	14,610	14,610	14,610
CHARACTER 40 SUBTOTAL		225,754	199,110	71,726	634,912	583,792	583,792
CHARACTER :41 CHARGEBACK EXPENSES							
4602	INSURANCE PREMIUM CHARGEBACK	359	359	174	359	359	359
4616	FLEET SERVICE CHARGEBACK	450			600	600	600
CHARACTER 41 SUBTOTAL		809	359	174	959	959	959
CHARACTER :80 EMPLOYEE BENEFITS							
8010	STATE RETIREMENT	24,072	27,767	13,992	37,046	37,046	41,559
8030	SOCIAL SECURITY	23,951	24,970	12,277	18,978	18,978	22,013
8040	WORKERS COMPENSATION	2,299	2,000	1,129	2,060	2,060	2,060
8050	LIFE INSURANCE	154	192	104	192	192	192
8060	HEALTH INSURANCE	82,116	85,430	57,940	91,262	91,262	91,262
8063	DISABILITY INSURANCE	516	480	352	480	480	480
CHARACTER 80 SUBTOTAL		133,108	140,839	85,794	150,018	150,018	157,566
TYPE X SUBTOTAL		679,410	658,464	321,889	1,130,249	1,079,129	1,126,346
DEPARTMENT 41 SUBTOTAL		-672,269	-657,664	-320,868	-728,249	-826,727	-1,123,346

FINANCE



FINANCE - 34**MISSION STATEMENT**

The Department of Finance is established by Article V of the Broome County Charter. The Commissioner of Finance is the County's Chief Fiscal Officer. The department is responsible for accurate and complete accounting and reporting of County financial operations in conformance with current governmental Generally Accepted Accounting Principles. The office as the County Treasury, receives County funds and seeks to maximize earnings on them. The department coordinates the biweekly employee payroll process and prepares necessary State and Federal tax and employment filings. Tax receivable accounts are also maintained.

DESCRIPTION

The Finance Department prepares the County's financial reports. The Comprehensive Annual Financial Report and the Annual Update Document required by the State Comptroller are prepared in accordance with Generally Accepted Accounting Principles. The department works extensively with external auditors and prepares revised reports as necessary.

The department performs data entry into the County's accounting system. This includes all accounting journal entries, voucher payments to vendors, encumbrances for goods and services provided by vendors, and budgetary transactions affecting County appropriations and estimated revenues.

The Town and County real property tax warrants and bills are prepared annually. Information needed for their preparation is gathered from various sources. Legislative resolutions are drafted and submitted for approval to the Broome County Legislature.

Certain agreements between local businesses and the Broome County Industrial Development Agency require Payments in Lieu of taxes by the businesses. The Finance Department computes charges based on these agreements and prepares billings.

Town tax collectors' warrants expire in April and school and village warrants expire in November. Upon expiration of the warrants, the County becomes the receiver of taxes. Amounts of unpaid school and village taxes are returned annually to the County. These amounts are remitted to the school districts and villages the following April.

A property tax receivable database is maintained and reconciled to the County's general ledger. The annual tax sale, foreclosure and auction are recorded by this department.

The department also receives and records State and Federal reimbursement for grant-in-aid and capital programs, departmental income transmittals, sales tax transmittals, mortgage tax transmittals, and proceeds from the issuance of debt.

Sales tax is received from New York State and distributed to local municipalities quarterly. Mortgage tax is received from the office of the County Clerk and distributed to local municipalities semi-annually. Mortgage tax reports are completed and filed with New York State.

Debt is issued by the Finance Department based on cash needs for County capital programs. An Offering Statement is prepared and distributed in order to obtain the best interest rate. Computations to determine arbitrage earnings are performed and mandatory filings are completed and submitted to the federal government.

Occupancy tax forms are mailed quarterly pursuant to Local Occupancy Tax Law. Receipts are made and delinquencies are pursued with the assistance of the County Attorney's Office.

The Finance Department maintains County bank accounts using a pooled cash approach to cash management. Certain accounts are legally required to be segregated. The amount of cash which is not invested is minimized. Earnings are maximized within legally restricted investment alternatives.

The department coordinates the County's payroll function. This coordination includes various reconciliations and computer system software maintenance.

While many revenue accounts presented in the department's budget require various levels of administrative activities, only Administrative Fees (revenue subobject 0012) and Commissioner of Finance Fees (revenue subobject 0013) directly underwrite the department's activities.

The Commissioner is also the Secretary/Treasurer of the Broome Tobacco Asset Corporation, maintaining the financial records and preparing the Corporation's financial reports.

2006 OBJECTIVES

- Preparation of the County's Comprehensive Annual Financial Report, the 1st in conformance GASB Statement 34.
- Preparation of the annual State Comptroller Financial report.
- Maintenance of the financial records and reports of the Broome Tobacco Asset Corporation.
- Continued training and cross-training of financial personnel both internal and external to the Finance department.
- Continue review and documentation of processes.
- Issuance of debt as necessary, emphasis on capital project management.

2006 BUDGET HIGHLIGHTS

- Contractual appropriation levels were constant.

34 0000 FINANCE

<u>Title of Position</u>	<u>Grade/Unit</u>	<u>2004 Actuals</u>	<u>As of Sept. 1, 2005 Current Authorized</u>	<u>2006 Requested</u>	<u>2006 Recommended</u>	<u>2006 Adopted</u>
Commissioner of Finance	J Admin	1	1	1	1	1
Deputy Commissioner of Finance	F Admin	1	1	1	1	1
Treasury Manager (40)	23 BAPA	1	1	1	1	1
Senior Financial Analyst (40)	21 BAPA	1	1	1	1	1
Accountant (County)*	16 CSEA	0	0	1	1	1
Treasury Associate (40)	19 BAPA	1	1	1	1	1
Payroll Supervisor (40)	19 CSEA	1	1	1	1	1
Financial Analyst (40)	19 CSEA	1	1	1	1	1
Treasury Clerk (40)	14 CSEA	3	3	3	3	3
Data Entry Machine Operator (40)	8 CSEA	1	1	1	1	1
Account Clerk (40)	7 CSEA	<u>1</u>	<u>1</u>	<u>1</u>	<u>1</u>	<u>1</u>
Total Full-Time Positions		12	12	13	13	13
Total Part-Time Positions		0	0	0	0	0
TOTAL POSITIONS		12	12	13	13	13

* Transferred from Audit & Control

BROOME COUNTY GOVERNMENT
 REVENUE AND APPROPRIATION SUMMARY
 BY DEPARTMENT

SUBFUND :101 GENERAL OPERATING
 DEPARTMENT:34 FINANCE

SUBJECT	SUBJECT TITLE	2004 YTD ACTUALS	2005 BUDGET	2005 YTD ACTUAL THRU 8/31	2006 BUDGET REQUESTED	2006 BUDGET RECOMMENDED	2006 ADOPTED BUDGET
CHARACTER :01 TAX ITEMS							
0001	REAL PROPERTY TAXES	51,578,196	50,413,059	50,380,626	52,539,602	52,539,602	52,527,881
0003	PAYMENT IN LIEU OF TAXES	1,378,967	1,500,000	1,198,717	1,200,000	1,200,000	1,200,000
0004	INTEREST & PENAL-REAL PROP TAX	2,089,238	2,300,000	1,815,560	2,200,000	2,300,000	2,300,000
0005	SALES AND USE TAX	65,718,647	65,249,278	34,077,187		66,106,383	66,106,383
CHARACTER 01 SUBTOTAL		120,765,048	119,462,337	87,472,090	55,939,602	122,145,985	122,134,264
CHARACTER :02 DEPARTMENTAL INCOME							
0009	OVERPAYMENTS						
0012	PUBLIC ADMINISTRATOR FEES	4,555	2,000	5,002	2,000	2,000	2,000
0013	COMMISSIONER OF FINANCE	34,626	30,000	17,461	24,000	24,000	24,000
0015	CLERK FEES	1					
0027	MISCELLANEOUS	11		290			
0179	COMMUNITY COLLEGE CAPITAL COSTS	391,273	340,000	371,960	330,000	385,000	385,000
0527	FINANCE DEPT CHARGEBACKS	877					
0627	TITLE SEARCH FEES	150					
CHARACTER 02 SUBTOTAL		431,493	372,000	394,713	356,000	411,000	411,000
CHARACTER :03 USE OF MONEY AND PROPERTY							
0186	INTEREST AND EARNINGS	392,100	275,000	594,065	750,000	950,000	950,000
CHARACTER 03 SUBTOTAL		392,100	275,000	594,065	750,000	950,000	950,000

BROOME COUNTY GOVERNMENT
REVENUE AND APPROPRIATION SUMMARY
BY DEPARTMENT

SUBFUND :101 GENERAL OPERATING
DEPARTMENT:34 FINANCE

SUBJECT	SUBJECT TITLE	2004 YTD ACTUALS	2005 BUDGET	2005 YTD ACTUAL THRU 8/31	2006 BUDGET REQUESTED	2006 BUDGET RECOMMENDED	2006 ADOPTED BUDGET
CHARACTER :05 FINES AND FORFEITURES							
0202	FINES & FORFEITED BAIL	6,321	5,000	469			
0808	HANDICAPPED PARKING SURCHARGE	2,600					
CHARACTER 05 SUBTOTAL		8,921	5,000	469			
CHARACTER :07 MISC/INTERFUND REVENUES							
0215	REFUNDS OF PRIOR YEARS EXPENDITURES	45,579		1,214			
0217	PREMIUM & ACCRUED INT ON OBLIGATION	27,822					
0219	OTB - DISTRIBUTED EARNINGS	793,838	750,000	697,564	800,000	950,000	950,000
0226	TRANSFER FROM RESERVE FUND					2,000,000	2,000,000
0233	EARNINGS ON TEMPORARY INVESTMENTS			5,234			
CHARACTER 07 SUBTOTAL		867,239	750,000	704,012	800,000	2,950,000	2,950,000
TYPE R SUBTOTAL		122,464,801	120,864,337	89,165,349	57,845,602	126,456,985	126,445,264
CHARACTER :10 PERSONAL SERVICE							
1000	SALARIES FULL-TIME	515,389	568,704	317,993	601,142	601,142	601,142
1960	DISCRETIONARY SALARY SAVINGS		-19,400				
CHARACTER 10 SUBTOTAL		515,389	549,304	317,993	601,142	601,142	601,142

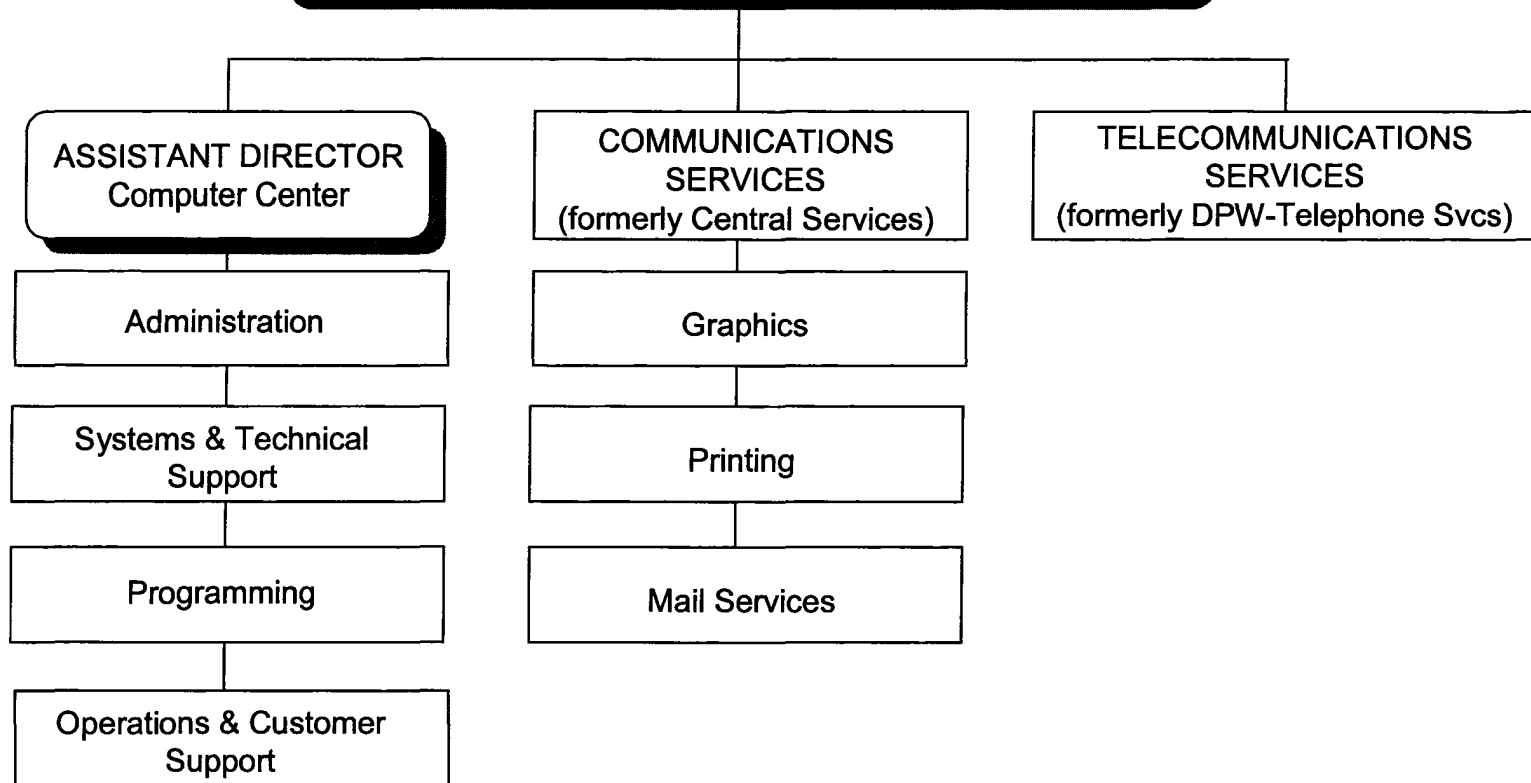
BROOME COUNTY GOVERNMENT
REVENUE AND APPROPRIATION SUMMARY
BY DEPARTMENT

SUBFUND :101 GENERAL OPERATING
DEPARTMENT:34 FINANCE

SUBJECT	SUBJECT TITLE	2004 YTD ACTUALS	2005 BUDGET	2005 YTD ACTUAL THRU 8/31	2006 BUDGET REQUESTED	2006 BUDGET RECOMMENDED	2006 ADOPTED BUDGET
CHARACTER :40 CONTRACTUAL EXPENDITURES							
4311	BOOKS AND SUBSCRIPTIONS	1,052	875	1,235	875	875	875
4319	OFFICE SUPPLIES	5,669	4,827	3,150	4,752	4,752	4,752
4329	BLDG AND GROUNDS SUPPLIES	6,464					
4359	COMPUTER SOFTWARE AND SUPPLIES	593					
4411	POSTAGE AND FREIGHT	374	500	256	500	500	500
4418	DUES AND MEMBERSHIPS	814	780	402	730	730	730
4419	GENERAL OFFICE EXPENSES	857	1,200	848	1,200	1,200	1,200
4448	ADVERTISING AND PROMOTION EXPENSES						
4462	TRAVEL HOTEL AND MEALS	39	750		400	400	400
4463	EDUCATION AND TRAINING		400		400	400	400
4725	OTHER FINANCIAL SERVICES	19					
4736	LEGAL CHARGES AND FEES	27	300		300	300	300
4753	JUDGEMENTS AND CLAIMS			1,544			
4760	INTEREST AND PENALTIES	309					
CHARACTER 40 SUBTOTAL		16,217	9,632	7,435	9,157	9,157	9,157
CHARACTER :41 CHARGEBACK EXPENSES							
4602	INSURANCE PREMIUM CHARGEBACK	9,679	3,785	3,157	1,179	1,179	1,179
CHARACTER 41 SUBTOTAL		9,679	3,785	3,157	1,179	1,179	1,179
CHARACTER :80 EMPLOYEE BENEFITS							
8010	STATE RETIREMENT	51,410	65,401	32,140	87,251	87,251	87,251
8030	SOCIAL SECURITY	38,649	43,505	23,883	43,341	43,341	43,341
8040	WORKERS COMPENSATION	3,420	4,000	1,971	4,120	4,120	4,120
8050	LIFE INSURANCE	214	288	143	288	288	288
8060	HEALTH INSURANCE	87,331	103,329	56,715	109,843	109,843	109,843
8063	DISABILITY INSURANCE	903	840	556	840	840	840
CHARACTER 80 SUBTOTAL		181,927	217,363	115,408	245,683	245,683	245,683
TYPE X SUBTOTAL		723,212	780,084	443,993	857,161	857,161	857,161
DEPARTMENT 34 SUBTOTAL		121,741,589	120,084,253	88,721,356	56,988,441	125,599,824	125,588,103

INFORMATION TECHNOLOGY

DIRECTOR OF INFORMATION TECHNOLOGY



INFORMATION TECHNOLOGY - 37

MISSION STATEMENT

To deliver Information Technology, Telecommunications, Printing, Graphic and Mail Services to all county departments designated agencies and various non-profit organizations in a cost-effective, efficient and professional manner.

DESCRIPTION

The Division of Information Technology is comprised of three main sections Information Services (the Computer Center), Communications Services (printing, graphics and mail services areas), and Telecommunication Services (phones and voice services).

Information Services:

The Computer Center is comprised of four groups: Administration, Operations & Customer Support, Systems and Technical Support and Programming.

Administration provides overall direction and general administrative, budget related processes and clerical support for the entire division.

Operations & Customer Support staff provide 24 hour/7 days a week support for all mainframe and mini computer systems and are also on-call, for the Public Safety departments, at all times. Also, Operations is responsible for daily and weekly back up of all computer data, printing/bursting/distribution of paychecks, department reports, forms, processing of "Freedom of Information" requests and all county-wide tax bills.

The **Systems and Technical Support** staff supports all of the computer systems, networks and equipment county-wide. Resolves problems, researches new technology, installs new mainframe, AS/400, PC LAN and PC programs. Prepares specifications for all computer equipment and software, orders-receives-tests-installs new computers. The staff also plans all enhancements in equipment, networks and programs, as well as assist the Operations and Programming staff with related matters.

The **Programming** staff maintains all the necessary programs involved in the payroll, financial and database systems, develops computer programs, performs problem resolution, conducts feasibility studies, researches new solutions and software packages, develops user documentation and training materials for new programs.

Communication Services:

This division is responsible for providing services such as Graphics Technician/design, offset printing, color and black/white photocopying and mail services to all county departments, designated agencies, non-profit organizations, schools and local governments.

Telecommunication Services:

This division is responsible for the design, development, implementation and maintenance of Broome County's voice network. Administer and manage the associated contracts, vendors, internal and external billing, as well as end-user education and training. Also, takes care of the ordering and billing for the data communication lines in the County.

2006 OBJECTIVES

- Provide current technology to the County so that the departments in the County can function more efficiently, communicate effectively with one another, provide better services to their customers within the community, and meet their reporting requirements to the State and Federal Governments.
- Provide maintenance and support for all computer applications used by various County departments running on the mainframe, AS/400's, RS/6000's and servers.
- Support countywide enterprise network environment that provides applications, e-mail, information sharing, data backup and security.
- Continue replacing outdated PC's.
- Ensuring all PC's will be capable of operating with our new standards and have the capacity to support that person in their job.
- Provide Internet access to all employees that have that requirement.
- Provide the County with a web site that is kept up-to-date and informative.
- Provide a County Intranet that gives county information to employees, a means to submit job requests and report problems to Information Technology.
- Be more responsive to departmental needs by having the staff to meet the expanding demands for computerization.
- Continue to train the Information Technology staff so that they can support the newer technologies being implemented.
- Continue to train County employees in the use of the technologies provided to them.
- Continue to provide high quality services.
- To continue maintaining and developing an efficient, cost effective voice communications network.
- Successful completion of major ongoing projects, as well as upcoming department/employee relocations.

- Continue to meet or exceed the expectations of our end-users and administration.
- Support network and computer systems for other local municipalities and agencies
- Support Broome County and outside agencies for police mobile computing, centralized police records and police and emergency services
- Reduce contractually obligated expenses while maintaining the quality of service our customers have come to depend on

2006 BUDGET HIGHLIGHTS

- Computer Services worked to keep our budget as flat as possible in our contractual lines for 2006 and cut in areas we determined possible. We cut our contractual lines by over \$17,000.
- In 2005 Computer Services reduced 4513 Software Maintenance, however, for 2006 the cost of maintenance will increase for several reasons. The County's Public Safety software maintenance, through New World Systems, increased as per the contract as well as adding licenses for mobile and shared services among municipalities. There was also a large increase and truing up license numbers based on the number of actual computer units in the county.
- Computer Services reduced 4726 Contracted Data Processing Services by almost \$30,000.

37 0007 INFORMATION TECHNOLOGY

<u>Title of Position</u>	<u>Grade/Unit</u>	<u>2004 Actuals</u>	<u>As of Sept. 1, 2005 Current Authorized</u>	<u>2006 Requested</u>	<u>2006 Recommended</u>	<u>2006 Adopted</u>
Director of Information Services	I Admin	1	1	1	1	1
Assistant Director of Information Technology	H Admin	1	1	1	1	1
Systems Analyst (40)	26 BAPA	2	2	2	2	2
Systems Programmer II (40)	26 BAPA	1	1	1	1	1
Applications Program Specialist (40)	24 BAPA	1	1	1	1	1
Data Base Analyst/Trainee (40)	24/22 BAPA	1	1	1	1	1
Computer Programmer Analyst (40)	23 BAPA	2	2	3	3	3
Computer User Services Coordinator (40)	23 BAPA	1	1	1	1	1
Systems Programmer I /Trainee (40)	23/21 BAPA	1	1	1	1	1
Network Specialist (40)	22 BAPA	2	2	2	2	2
Computer Operations Supervisor (40)	20 BAPA	1	1	1	1	1
Management Associate (40)	18 BAPA	1	1	1	1	1
Computer Programmer (40)	20 CSEA	1	1	0	0	0
Web Master/Web Master Trainee	20/18 CSEA	1	1	1	1	1
Data Communications Technician (40)	18 CSEA	1	1	1	1	1
Computer Hardware Tech/Trainee (40)	16/14 CSEA	3	3	3	3	3
Senior Computer Operator (40)	16 CSEA	3	3	3	3	3
Customer Support Representative (40)	14 CSEA	1	1	1	1	1
Secretary (40)	13 CSEA	1	1	1	1	1
Total Full-Time Positions		26	26	26	26	26
Total Part-Time Positions		0	0	0	0	0
TOTAL POSITIONS		26	26	26	26	26

BROOME COUNTY GOVERNMENT
 REVENUE AND APPROPRIATION SUMMARY
 BY DEPARTMENT AND DIVISION

SUBFUND :101 GENERAL OPERATING
 DEPARTMENT:37 INFORMATION TECHNOLOGY
 DIVISION :01 INFORMATION SERVICES

SUBJECT	SUBJECT TITLE	2004 YTD ACTUALS	2005 BUDGET	2005 YTD ACTUALS AS OF 8/31	2006 BUDGET REQUESTED	2006 BUDGET RECOMMENDED	2006 ADOPTED BUDGET
CHARACTER :02 DEPARTMENTAL INCOME							
0027	MISCELLANEOUS	5,650	5,600		5,600	5,600	5,600
0034	DATA PROCESSING SERVICES	963,258	940,989	469,656	1,000,000	1,000,000	1,000,000
CHARACTER 02 SUBTOTAL		968,908	946,589	469,656	1,005,600	1,005,600	1,005,600
CHARACTER :07 MISC/INTERFUND REVENUES							
0229	TRANSFER FROM INSURANCE RESERVE			1,526			
CHARACTER 07 SUBTOTAL				1,526			
TYPE R SUBTOTAL		968,908	946,589	471,182	1,005,600	1,005,600	1,005,600
CHARACTER :10 PERSONAL SERVICE							
1000	SALARIES FULL-TIME	1,291,998	1,403,601	853,668	1,412,579	1,412,579	1,412,579
1600	SALARIES TEMPORARY	51,080	5,500	1,889	4,580	4,580	4,580
1700	SALARIES OVERTIME	243	1,040		2,240	2,240	2,240
1900	SALARIES SHIFT DIFFERENTIAL	217	200	34	200	200	200
1930	STAND-BY PAY	1,665	1,800	1,080	1,800	1,800	1,800
1960	DISCRETIONARY SALARY SAVINGS		-45,300				
CHARACTER 10 SUBTOTAL		1,345,203	1,366,841	856,671	1,421,399	1,421,399	1,421,399

BROOME COUNTY GOVERNMENT
 REVENUE AND APPROPRIATION SUMMARY
 BY DEPARTMENT AND DIVISION

SUBFUND :101 GENERAL OPERATING
 DEPARTMENT:37 INFORMATION TECHNOLOGY
 DIVISION :01 INFORMATION SERVICES

SUBJECT	SUBJECT TITLE	2004 YTD ACTUALS	2005 BUDGET	2005 YTD ACTUALS AS OF 8/31	2006 BUDGET REQUESTED	2006 BUDGET RECOMMENDED	2006 ADOPTED BUDGET
CHARACTER :40	CONTRACTUAL EXPENDITURES						
4311	BOOKS AND SUBSCRIPTIONS	810	2,176	1,150	3,926	3,926	3,926
4319	OFFICE SUPPLIES	2,179	2,140	845	2,750	2,750	2,750
4321	DPW BLDG SERVICE SUPPLIES		325		325	325	325
4349	MISC OPERATIONAL SUPPLIES	8,230	13,342	7,726	13,227	13,227	13,227
4359	COMPUTER SOFTWARE AND SUPPLIES	151,901	78,530	47,350	75,205	75,205	75,205
4389	COMPUTER CENTER SUPPLIES	20,267	36,945	17,049	42,545	42,545	42,545
4411	POSTAGE AND FREIGHT	342	395	177	395	395	395
4418	DUES AND MEMBERSHIPS	450	530	450	130	130	130
4419	GENERAL OFFICE EXPENSES	210	255	35	255	255	255
4448	ADVERTISING AND PROMOTION EXPENSES	701	1,000		1,500	1,500	1,500
4449	OTHER OPERATIONAL EXPENSES	8,935					
4461	MILEAGE AND PARKING-LOCAL	1,838	1,500	646	1,620	1,620	1,620
4462	TRAVEL HOTEL AND MEALS	4,822	1,750	1,688	2,892	2,892	2,892
4463	EDUCATION AND TRAINING	8,344	1,000	948	5,230	2,230	2,230
4513	SOFTWARE MAINTENANCE	263,291	293,606	270,826	332,816	332,816	332,816
4514	HARDWARE MAINTENANCE	51,079	71,100	8,692	70,250	70,250	70,250
4515	SOFTWARE RENTAL	60,196	69,600	45,117	69,600	69,600	69,600
4516	HARDWARE RENTAL	32,265	196,406	130,864	196,406	196,406	196,406
4726	CONTRACTED DATA PROCESSING SERV	39,723	81,000	9,730	47,274	47,274	47,274
		-----	-----	-----	-----	-----	-----
CHARACTER 40	SUBTOTAL	655,583	851,600	543,293	866,346	863,346	863,346
CHARACTER :41	CHARGEBACK EXPENSES						
4602	INSURANCE PREMIUM CHARGEBACK	2,088	2,177	353	3,429	3,429	3,429
4615	GASOLINE CHARGEBACK	411	2,500	113	3,300	3,300	3,300
4616	FLEET SERVICE CHARGEBACK	1,800	1,928	482	1,928	1,928	1,928
4626	TRANSPORTATION SERVICES CHARGEBACKS	2,500					
		-----	-----	-----	-----	-----	-----
CHARACTER 41	SUBTOTAL	6,799	6,605	948	8,657	8,657	8,657

BROOME COUNTY GOVERNMENT
 REVENUE AND APPROPRIATION SUMMARY
 BY DEPARTMENT AND DIVISION

SUBFUND :101 GENERAL OPERATING
 DEPARTMENT:37 INFORMATION TECHNOLOGY
 DIVISION :01 INFORMATION SERVICES

SUBJECT SUBJECT TITLE	2004 YTD ACTUALS	2005 BUDGET	2005 YTD ACTUALS AS OF 8/31	2006 BUDGET REQUESTED	2006 BUDGET RECOMMENDED	2006 ADOPTED BUDGET
CHARACTER :60 PRINCIPAL ON INDEBTEDNESS						
6008 PRINCIPAL ON CAPITAL LEASE	141,179					
CHARACTER 60 SUBTOTAL	141,179					
CHARACTER :70 INTEREST ON INDEBTEDNESS						
7005 INTEREST ON CAPITAL LEASE	23,161					
CHARACTER 70 SUBTOTAL	23,161					
CHARACTER :80 EMPLOYEE BENEFITS						
8010 STATE RETIREMENT	136,479	169,340	83,599	217,691	217,691	217,691
8030 SOCIAL SECURITY	100,815	108,120	64,347	108,139	108,139	108,139
8040 WORKERS COMPENSATION	11,218	13,000	6,280	13,922	13,922	13,922
8050 LIFE INSURANCE	498	624	333	624	624	624
8060 HEALTH INSURANCE	241,409	258,920	167,376	277,675	277,675	277,675
8063 DISABILITY INSURANCE	1,458	1,320	873	1,320	1,320	1,320
CHARACTER 80 SUBTOTAL	491,877	551,324	322,808	619,371	619,371	619,371
TYPE X SUBTOTAL	2,663,802	2,776,370	1,723,720	2,915,773	2,912,773	2,912,773
DIVISION 01 SUBTOTAL	-1,694,894	-1,829,781	-1,252,538	-1,910,173	-1,907,173	-1,907,173

INFORMATION TECHNOLOGY – 37
Communications Services – 02

MISSION STATEMENT

To deliver printing, graphic and mail services to all County departments and other designated agencies and various non-profit organizations in a cost-effective, efficient and professional manner.

DESCRIPTION

The Communications Services section provides a Graphic Technician, offset printing, color and black/white photocopying and mail services to all County departments, designated agencies, non-profit organizations, schools and various local governments.

2006 OBJECTIVES

- Continue to provide high quality services from the Print Shop/Graphic Services.

2006 BUDGET HIGHLIGHTS

- Communication Services will replace out current Mail Meter and Paragon Mail machines. The current machines are five years old and need to be updated.
- The 5-year old Canon color copier will be replaced and the Heidelberg high speed copier will be upgraded.
- The Federal government will vote in October of 2005 to decide on 5.4% increase for all types of postage to begin in January of 2006. Our budget includes the cost for this likely increase.

37 0049 INFORMATION TECHNOLOGY/Communication (Central) Services

<u>Title of Position</u>	<u>Grade/Unit</u>	<u>2004 Actuals</u>	<u>As of Sept. 1, 2005 Current Authorized</u>	<u>2006 Requested</u>	<u>2006 Recommended</u>	<u>2006 Adopted</u>
Graphic Technician (40)	20 CSEA	1	1	1	1	1
Senior Offset Duplicating Machine Operator (40)	12 CSEA	1	1	1	1	1
Offset Duplicating Machine Operator (40)	11 CSEA	3	3	3	3	3
Courier (40)	9 CSEA	2	2	2	2	2
Senior Account Clerk (40)	9 CSEA	1	1	1	1	1
Total Full-Time Positions		8	8	8	8	8
Mail Clerk	6 CSEA	1	1	1	1	1
Total Part-Time Positions		1	1	1	1	1
TOTAL POSITIONS		9	9	9	9	9

BROOME COUNTY GOVERNMENT
 REVENUE AND APPROPRIATION SUMMARY
 BY DEPARTMENT AND DIVISION

SUBFUND :101 GENERAL OPERATING
 DEPARTMENT:37 INFORMATION TECHNOLOGY
 DIVISION :02 COMMUNICATION SERVICES

SUBJECT	SUBJECT TITLE	2004 YTD ACTUALS	2005 BUDGET	2005 YTD ACTUALS AS OF 8/31	2006 BUDGET REQUESTED	2006 BUDGET RECOMMENDED	2006 ADOPTED BUDGET
CHARACTER :02 DEPARTMENTAL INCOME							
0027	MISCELLANEOUS	24,053	12,000	5,462	12,000	12,000	12,000
0036	CENTRAL SERVICES CHARGES	184,050	197,000	112,807	203,000	203,000	203,000
0046	TELEPHONE CHGS - OUTSIDE USERS			606			
0049	PRINTING CHARGEBACKS	92,458	85,000	59,547	98,000	98,000	98,000
0464	OTHER LOCAL GOVERNMENTS	75,267	78,000	39,499	78,000	78,000	78,000
0559	OTHER DEPARTMENTAL CHARGEBACK	4,598	4,950	2,662	6,500	6,500	6,500
CHARACTER 02 SUBTOTAL		380,426	376,950	220,583	397,500	397,500	397,500
CHARACTER :07 MISC/INTERFUND REVENUES							
0215	REFUNDS OF PRIOR YEARS EXPENDITURES			19			
0229	TRANSFER FROM INSURANCE RESERVE	666					
CHARACTER 07 SUBTOTAL		666		19			
TYPE R SUBTOTAL		381,092	376,950	220,602	397,500	397,500	397,500
CHARACTER :10 PERSONAL SERVICE							
1000	SALARIES FULL-TIME	263,272	272,453	154,945	263,194	263,194	263,194
1500	SALARIES PART-TIME	8,262	10,883	6,606	11,125	11,125	11,125
1700	SALARIES OVERTIME		250		250	250	250
1960	DISCRETIONARY SALARY SAVINGS		-9,200				
CHARACTER 10 SUBTOTAL		271,534	274,386	161,551	274,569	274,569	274,569

BROOME COUNTY GOVERNMENT
 REVENUE AND APPROPRIATION SUMMARY
 BY DEPARTMENT AND DIVISION

SUBFUND :101 GENERAL OPERATING
 DEPARTMENT:37 INFORMATION TECHNOLOGY
 DIVISION :02 COMMUNICATION SERVICES

SUBJECT	SUBJECT TITLE	2004 YTD ACTUALS	2005 BUDGET	2005 YTD ACTUALS AS OF 8/31	2006 BUDGET REQUESTED	2006 BUDGET RECOMMENDED	2006 ADOPTED BUDGET
CHARACTER :20	EQUIPMENT AND CAPITAL OUTLAY						
2110	OFFICE MACHINES	8,995					
CHARACTER 20 SUBTOTAL		8,995					
CHARACTER :40	CONTRACTUAL EXPENDITURES						
4311	BOOKS AND SUBSCRIPTIONS		800		800	800	800
4318	DUPLICATING AND PRINTING RM SUPPLIE	10,386	14,472	5,238	13,232	13,232	13,232
4319	OFFICE SUPPLIES	46,189	42,000	48,075	50,700	50,700	50,700
4349	MISC OPERATIONAL SUPPLIES	25					
4359	COMPUTER SOFTWARE AND SUPPLIES	1,579	1,000	2,914	1,000	1,000	1,000
4411	POSTAGE AND FREIGHT	456,856	485,300	264,898	536,300	536,300	536,300
4419	GENERAL OFFICE EXPENSES	293	18,250	5,470	9,250	9,250	9,250
4449	OTHER OPERATIONAL EXPENSES	11					
4462	TRAVEL HOTEL AND MEALS		250		250	250	250
4463	EDUCATION AND TRAINING		250		250	250	250
4518	COPYING MACHINE RENTALS	28,666	84,480	44,206	84,480	84,480	84,480
4520	PROPERTY LOSS	666					
CHARACTER 40 SUBTOTAL		544,671	646,802	370,801	696,262	696,262	696,262
CHARACTER :41	CHARGEBACK EXPENSES						
4602	INSURANCE PREMIUM CHARGEBACK		1,290	645	2,031	2,031	2,031
4615	GASOLINE CHARGEBACK	1,223	1,400	675	1,900	1,900	1,900
4616	FLEET SERVICE CHARGEBACK	1,800	1,928	964	1,928	1,928	1,928
4626	TRANSPORTATION SERVICES CHARGEBACKS	2,500					
CHARACTER 41 SUBTOTAL		5,523	4,618	2,284	5,859	5,859	5,859

BROOME COUNTY GOVERNMENT
 REVENUE AND APPROPRIATION SUMMARY
 BY DEPARTMENT AND DIVISION

SUBFUND :101 GENERAL OPERATING
 DEPARTMENT:37 INFORMATION TECHNOLOGY
 DIVISION :02 COMMUNICATION SERVICES

SUBJECT	SUBJECT TITLE	2004 YTD ACTUALS	2005 BUDGET	2005 YTD ACTUALS AS OF 8/31	2006 BUDGET REQUESTED	2006 BUDGET RECOMMENDED	2006 ADOPTED BUDGET
CHARACTER :60 PRINCIPAL ON INDEBTEDNESS							
6008	PRINCIPAL ON CAPITAL LEASE	53,696					
CHARACTER 60 SUBTOTAL		53,696					
CHARACTER :70 INTEREST ON INDEBTEDNESS							
7005	INTEREST ON CAPITAL LEASE	5,876					
CHARACTER 70 SUBTOTAL		5,876					
CHARACTER :80 EMPLOYEE BENEFITS							
8010	STATE RETIREMENT	27,480	32,584	15,784	42,245	42,245	42,245
8030	SOCIAL SECURITY	20,374	21,675	12,095	20,985	20,985	20,985
8040	WORKERS COMPENSATION	1,000	1,000	500	1,071	1,071	1,071
8050	LIFE INSURANCE	168	216	112	216	216	216
8060	HEALTH INSURANCE	93,096	99,990	62,117	94,935	94,935	94,935
8063	DISABILITY INSURANCE	1,136	1,080	684	1,080	1,080	1,080
CHARACTER 80 SUBTOTAL		143,254	156,545	91,292	160,532	160,532	160,532
TYPE X SUBTOTAL		1,033,549	1,082,351	625,928	1,137,222	1,137,222	1,137,222
DIVISION 02 SUBTOTAL		-652,457	-705,401	-405,326	-739,722	-739,722	-739,722

INFORMATION TECHNOLOGY – 37
Telecommunication Services – 04

MISSION STATEMENT

To provide all voice and data communications services and equipment at the lowest possible costs, utilizing state of the art technology, in order to enable each Broome County Department to communicate efficiently and effectively.

DESCRIPTION

The Telecommunication Services Division is responsible for the design, development, implementation, and maintenance of Broome County's voice and data network telecommunications services.

To administer and manage the associated contracts, vendors, internal and external billing, as well as end-user education and training.

2006 OBJECTIVES

- Continue maintaining and developing an efficient, cost effective voice communications network.
- Successful completion of major on going projects, as well as upcoming department/employee relocations.
- Continue to meet or exceed the expectations of our end-users and administration.
- Provide and support a network connection between Broome County, New York State and many other local municipalities.
- Support Broome County and outside agencies for police mobile computing, centralized police records and police and emergency services dispatching.
- Reduce contractually obligated expenses while maintaining the quality of service our customers have come to depend on.

2006 BUDGET HIGHLIGHTS

- Approximately \$37K reduction in 4413 due to negotiated rate reductions and service plan changes.
- Telecommunications services will continue to develop further cost saving strategies for providing broadband connectivity through the deployment of our private wireless broadband network infrastructure.
- Telecommunications Services will be reviewing and implementing, where feasible, any cost savings strategies proposed by Expense Reduction auditor; audit to be completed by 12/31/2005.

37 0056 INFORMATION TECHNOLOGY/Telecommunication Services

<u>Title of Position</u>	<u>Grade/Unit</u>	<u>2004 Actuals</u>	<u>As of Sept. 1, 2005 Current Authorized</u>	<u>2006 Requested</u>	<u>2006 Recommended</u>	<u>2006 Adopted</u>
Telecommunications Manager	25 BAPA	1	1	1	1	1
Telephone Technician/Trainee	20/16 CSEA	<u>1</u>	<u>1</u>	<u>1</u>	<u>1</u>	<u>1</u>
Total Full-Time Positions		2	2	2	2	2
Total Part-Time Positions		0	0	0	0	0
TOTAL POSITIONS		2	2	2	2	2

BROOME COUNTY GOVERNMENT
 REVENUE AND APPROPRIATION SUMMARY
 BY DEPARTMENT AND DIVISION

SUBFUND :101 GENERAL OPERATING
 DEPARTMENT:37 INFORMATION TECHNOLOGY
 DIVISION :04 TELECOMMUNICATIONS SERVICES

SUBJECT	SUBJECT TITLE	2004 YTD ACTUALS	2005 BUDGET	2005 YTD ACTUALS AS OF 8/31	2006 BUDGET REQUESTED	2006 BUDGET RECOMMENDED	2006 ADOPTED BUDGET
CHARACTER :02	DEPARTMENTAL INCOME						
0046	TELEPHONE CHGS - OUTSIDE USERS	50,285	68,448	29,700	52,691	52,691	52,691
0047	TELEPHONE CHGS - COUNTY OWNED SYSTE	262,301	387,667	158,600	341,853	341,853	341,853
CHARACTER 02 SUBTOTAL		312,586	456,115	188,300	394,544	394,544	394,544
CHARACTER :07	MISC/INTERFUND REVENUES						
0229	TRANSFER FROM INSURANCE RESERVE	2,415		281			
CHARACTER 07 SUBTOTAL		2,415		281			
TYPE R SUBTOTAL		315,001	456,115	188,581	394,544	394,544	394,544
CHARACTER :10	PERSONAL SERVICE						
1000	SALARIES FULL-TIME	117,549	121,226	73,768	121,024	121,024	121,024
1700	SALARIES OVERTIME	150	749	231	749	749	749
1960	DISCRETIONARY SALARY SAVINGS		-4,100				
CHARACTER 10 SUBTOTAL		117,699	117,875	73,999	121,773	121,773	121,773
CHARACTER :20	EQUIPMENT AND CAPITAL OUTLAY						
2460	COMMUNICATIONS EQUIPMENT		47,249				
2850	COMPUTER EQUIPMENT			14,194			
CHARACTER 20 SUBTOTAL			47,249	14,194			

BROOME COUNTY GOVERNMENT
 REVENUE AND APPROPRIATION SUMMARY
 BY DEPARTMENT AND DIVISION

SUBFUND :101 GENERAL OPERATING
 DEPARTMENT:37 INFORMATION TECHNOLOGY
 DIVISION :04 TELECOMMUNICATIONS SERVICES

SUBJECT	SUBJECT TITLE	2004 YTD ACTUALS	2005 BUDGET	2005 YTD ACTUALS AS OF 8/31	2006 BUDGET REQUESTED	2006 BUDGET RECOMMENDED	2006 ADOPTED BUDGET
CHARACTER :40	CONTRACTUAL EXPENDITURES						
4311	BOOKS AND SUBSCRIPTIONS	334	325		325	325	325
4319	OFFICE SUPPLIES	295	595	47	580	580	580
4359	COMPUTER SOFTWARE AND SUPPLIES	2,500	4,000	6,258	1,500	1,500	1,500
4411	POSTAGE AND FREIGHT	314	300	422	450	450	450
4412	TELEPHONE	37,243	44,604	18,303	40,716	40,716	40,716
4413	TELEPHONE EQUIPMENT	521,517	617,103	321,035	584,055	584,055	584,055
4414	TELEPHONE LOCAL CALLS	109,066	115,000	34,728	110,000	110,000	110,000
4415	TELEPHONE LONG DISTANCE	53,137	55,000	23,130	55,000	55,000	55,000
4418	DUES AND MEMBERSHIPS	232	485	154	400	400	400
4449	OTHER OPERATIONAL EXPENSES	25,690	45,225	11,408	44,538	44,538	44,538
4461	MILEAGE AND PARKING-LOCAL	140	50		50	50	50
4462	TRAVEL HOTEL AND MEALS	1,235	800		1,200	800	800
4463	EDUCATION AND TRAINING	1,098	1,400	49	2,395	1,695	1,695
4516	HARDWARE RENTAL	1,680	2,400	1,800	2,400	2,400	2,400
4520	PROPERTY LOSS	2,415					
CHARACTER 40	SUBTOTAL	756,896	887,287	417,334	843,609	842,509	842,509
CHARACTER :41	CHARGEBACK EXPENSES						
4615	GASOLINE CHARGEBACK	988	2,500	633	3,300	3,300	3,300
4616	FLEET SERVICE CHARGEBACK	2,100	3,857	1,929	3,857	3,857	3,857
4626	TRANSPORTATION SERVICES CHARGEBACKS	4,099					
CHARACTER 41	SUBTOTAL	7,187	6,357	2,562	7,157	7,157	7,157

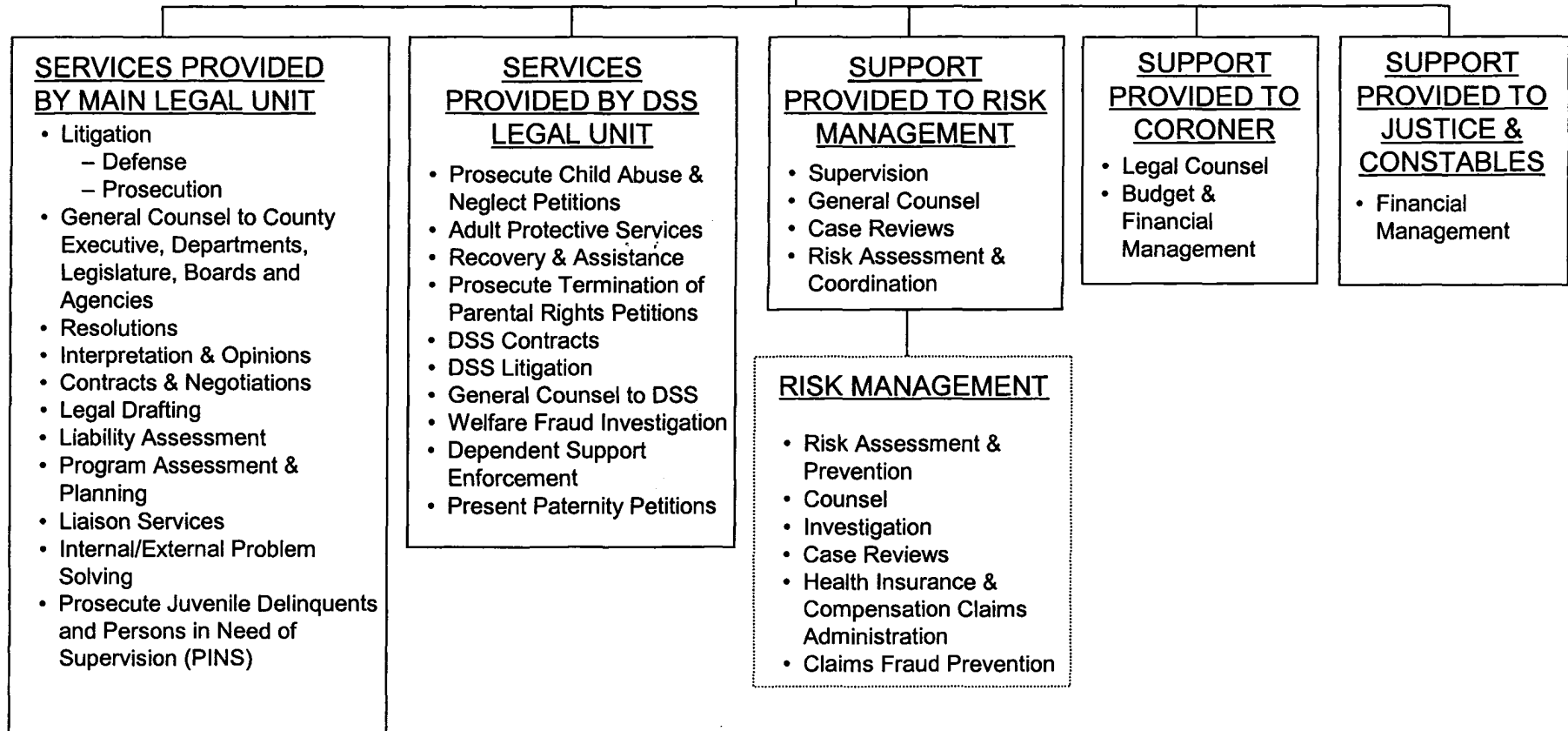
BROOME COUNTY GOVERNMENT
 REVENUE AND APPROPRIATION SUMMARY
 BY DEPARTMENT AND DIVISION

SUBFUND :101 GENERAL OPERATING
 DEPARTMENT:37 INFORMATION TECHNOLOGY
 DIVISION :04 TELECOMMUNICATIONS SERVICES

SUBJECT	SUBJECT TITLE	2004 YTD ACTUALS	2005 BUDGET	2005 YTD ACTUALS AS OF 8/31	2006 BUDGET REQUESTED	2006 BUDGET RECOMMENDED	2006 ADOPTED BUDGET
CHARACTER :80	EMPLOYEE BENEFITS						
8010	STATE RETIREMENT	11,881	14,027	7,250	18,753	18,753	18,753
8030	SOCIAL SECURITY	8,782	9,331	5,532	9,316	9,316	9,316
8050	LIFE INSURANCE	38	48	26	48	48	48
8060	HEALTH INSURANCE	28,417	29,240	19,761	32,193	32,193	32,193
8063	DISABILITY INSURANCE	129	120	79	120	120	120
CHARACTER 80 SUBTOTAL		49,247	52,766	32,648	60,430	60,430	60,430
TYPE X SUBTOTAL		931,029	1,111,534	540,737	1,032,969	1,031,869	1,031,869
DIVISION 04 SUBTOTAL		-616,028	-655,419	-352,156	-638,425	-637,325	-637,325
DEPARTMENT 37 SUBTOTAL		-2,963,379	-3,190,601	-2,010,020	-3,288,320	-3,284,220	-3,284,220

LAW

COUNTY ATTORNEY



LAW (County Attorney) - 39**MISSION STATEMENT**

To legally protect and indemnify all Broome County Government in its deliberations and actions by providing effective legal representation and advice for the entire County, including the County Executive, the Legislature, all County departments and various Boards.

DESCRIPTION

- Draft resolutions, local laws, contracts, and other documents at the request of all Broome County departments, boards, officers and employees.
- Defend the County of Broome, its officers and employees in all civil actions commenced against them in all local, state and federal courts and to initiate litigation on behalf of the County to recover money and property due the County.
- Prosecute in the name of the County and in the name of the State all children under the age of 16 who either break the law or are in need of supervision.
- Prosecute health code violations and illegal dumping cases.
- Represent the County in all administrative hearings and reviews at the local, state and federal level.
- Represent the Commissioner of Finance in his capacity as Public Administrator of decedent's estates.

2006 OBJECTIVES

- Continue our policy of vigorously defending the County and settling litigation only when it is clearly indicated to be in the best interest of the County to do so.
- Continue developing the "Law File" as a countywide management tool.
- Reinstatement of Assistant County Attorney I position to work primarily in Family Court

2006 BUDGET HIGHLIGHTS

- Work with Information Technology, to implement and train department personnel in Access database for litigation tracking, upgrade contract database to include links to actual contracts and automate Family Court forms.
- Work with Information Technology to obtain staff training on the use of Microsoft Word to generate complex legal documents.

39 0005 LAW (County Attorney)

<u>Title of Position</u>	<u>Grade/Unit</u>	<u>2004 Actuals</u>	<u>As of Sept. 1, 2005 Current Authorized</u>	<u>2006 Requested</u>	<u>2006 Recommended</u>	<u>2006 Adopted</u>
County Attorney	AT-6	1	1	1	1	1
Chief Assistant County Attorney	AT-4	1	1	1	1	1
Senior Assistant County Attorney	AT-3	1	1	1	1	1
Assistant County Attorney II	AT-2	2	2	2	2	2
Assistant County Attorney	AT-1	1	1	1	1	1
Secretary to County Attorney	16 Admin	1	1	1	1	1
Paralegal	15 Admin	1	1	1	1	1
Secretary	14 Admin	1	1	1	1	1
Keyboard Specialist	9 Admin	1	1	1	1	1
Equal Employment Opp. Compliance Officer*	18 BAPA	<u>1</u>	<u>0</u>	<u>0</u>	<u>0</u>	<u>0</u>
Total Full-Time Positions		11	10	10	10	10
Secretary	14 Admin	<u>1</u>	<u>1</u>	<u>1</u>	<u>1</u>	<u>1</u>
Total Part-Time Positions		1	1	1	1	1
TOTAL POSITIONS		12	11	11	11	11

* Transferred to Personnel

BROOME COUNTY GOVERNMENT
 REVENUE AND APPROPRIATION SUMMARY
 BY DEPARTMENT AND DIVISION

SUBFUND :101 GENERAL OPERATING
 DEPARTMENT:39 LAW
 DIVISION :02 LAW

SUBJECT	SUBJECT TITLE	2004 YTD ACTUALS	2005 BUDGET	2005 YTD ACTUALS AS OF 8/31	2006 BUDGET REQUESTED	2006 BUDGET RECOMMENDED	2006 ADOPTED BUDGET
CHARACTER :02 DEPARTMENTAL INCOME							
0041	COUNTY ATTORNEY FEES & CHARGES	87,614	117,500	29,465	117,500	117,500	117,500
0127	OTHER CHARGES	20,450	10,000	2,465	10,000	10,000	10,000
CHARACTER 02 SUBTOTAL		108,064	127,500	31,930	127,500	127,500	127,500
TYPE R SUBTOTAL		108,064	127,500	31,930	127,500	127,500	127,500
CHARACTER :10 PERSONAL SERVICE							
1000	SALARIES FULL-TIME	593,964	604,881	359,671	605,511	558,530	558,530
1500	SALARIES PART-TIME	18,490	19,094	11,325	19,198	19,198	19,198
1600	SALARIES TEMPORARY	15,991	18,100	7,002	19,500	19,500	19,500
1950	SALARY ADJUSTMENTS		6,394		6,653	6,653	6,653
1960	DISCRETIONARY SALARY SAVINGS		-20,700				
CHARACTER 10 SUBTOTAL		628,445	627,769	377,998	650,862	603,881	603,881
CHARACTER :40 CONTRACTUAL EXPENDITURES							
4311	BOOKS AND SUBSCRIPTIONS	27,578	26,000	19,622	27,000	27,000	27,000
4319	OFFICE SUPPLIES	6,751	6,850	884	6,850	6,850	6,850
4359	COMPUTER SOFTWARE AND SUPPLIES	5,982	4,000		4,000	4,000	4,000
4411	POSTAGE AND FREIGHT	385	750	249	750	750	750
4418	DUES AND MEMBERSHIPS	2,115	2,500	1,815	2,500	2,500	2,500
4419	GENERAL OFFICE EXPENSES	308	1,000	90	500	500	500
4448	ADVERTISING AND PROMOTION EXPENSES		500		500	500	500
4461	MILEAGE AND PARKING-LOCAL	188	500	26	100	100	100
4462	TRAVEL HOTEL AND MEALS	2,744	2,000	1,427	3,500	3,500	3,500
4463	EDUCATION AND TRAINING	1,480	4,000	1,468	4,000	4,000	4,000
4469	OTHER PERSONAL EXPENSES	115	150		150	150	150
4518	COPYING MACHINE RENTALS	1,771	3,365	1,952	2,928	2,928	2,928
4726	CONTRACTED DATA PROCESSING SERV	7,999	10,000	6,039	10,000	10,000	10,000
4731	JUROR FEES AND COURT EXPENSES	610	1,500	595	1,500	1,500	1,500
4735	INVESTIGATIONS EXPENSES	2,858	2,000	101	2,000	2,000	2,000
4736	LEGAL CHARGES AND FEES	6,487	30,000	16,747	30,000	30,000	30,000
4739	STENOGRAPHIC SERVICES	6,611	6,000	1,364	7,000	7,000	7,000
CHARACTER 40 SUBTOTAL		73,982	101,115	52,379	103,278	103,278	103,278

BROOME COUNTY GOVERNMENT
 REVENUE AND APPROPRIATION SUMMARY
 BY DEPARTMENT AND DIVISION

SUBFUND :101 GENERAL OPERATING
 DEPARTMENT:39 LAW
 DIVISION :02 LAW

SUBJECT	SUBJECT TITLE	2004 YTD ACTUALS	2005 BUDGET	2005 YTD ACTUALS AS OF 8/31	2006 BUDGET REQUESTED	2006 BUDGET RECOMMENDED	2006 ADOPTED BUDGET
CHARACTER :41	CHARGEBACK EXPENSES						
4602	INSURANCE PREMIUM CHARGEBACK	674	214				
4616	FLEET SERVICE CHARGEBACK	183					
CHARACTER 41 SUBTOTAL		857	214				
CHARACTER :60	PRINCIPAL ON INDEBTEDNESS						
6008	PRINCIPAL ON CAPITAL LEASE	1,096					
CHARACTER 60 SUBTOTAL		1,096					
CHARACTER :70	INTEREST ON INDEBTEDNESS						
7005	INTEREST ON CAPITAL LEASE	34					
CHARACTER 70 SUBTOTAL		34					
CHARACTER :80	EMPLOYEE BENEFITS						
8010	STATE RETIREMENT	61,626	71,759	36,574	100,233	91,974	91,974
8030	SOCIAL SECURITY	46,935	47,671	28,406	49,791	45,689	45,689
8040	WORKERS COMPENSATION	4,291	5,000		5,150	5,150	5,150
8050	LIFE INSURANCE	237	288	155	288	288	288
8060	HEALTH INSURANCE	104,179	111,218	66,732	130,995	120,264	120,264
CHARACTER 80 SUBTOTAL		217,268	235,936	131,867	286,457	263,365	263,365
TYPE X SUBTOTAL		921,682	965,034	562,244	1,040,597	970,524	970,524
DIVISION 02 SUBTOTAL		-813,618	-837,534	-530,314	-913,097	-843,024	-843,024
DEPARTMENT 39 SUBTOTAL		-836,212	-837,534	-661,008	-913,097	-839,599	-839,599

LAW – DSS LEGAL UNIT - 39**MISSION STATEMENT**

Provide exemplary legal representation and counsel, to effectively support the many programs that are administered by Broome County's Department of Social Services.

DESCRIPTION

The function of the Legal Unit is to represent the Department of Social Services effectively in Court and Administrative hearings, and to advise and furnish legal services in support of the Department's many programs.

In representing the Department's Child Welfare and Child Support Programs, the Legal Unit is the single highest volume user of Broome County's Family Court system. For 2004, Legal Unit Family Court appearances totaled 6,449. Complex Family Court cases involving child abuse, child neglect, and foster children accounted for 2,085 attorney appearances.

Revenue producing cases seeking reimbursement for public assistance and Medicaid expenditures accounted for 4,354 appearances. Legal Unit attorneys also appear in significant appellate and other litigation, particularly litigation involving the Department's Medical Assistance and Protective Services for Adults Programs, as well as cases involving permanence for foster children. Each of these cases involves extensive preparation and court time.

Despite budget cuts which reduced DSS' staffing, reorganizations within DSS, turnover of DSS administrative and line staff, and state and federal legislative changes that make recoveries of Medicaid expenditures more difficult, the Legal Unit continues to be extremely revenue positive. Non-child support collections involving personal injury, property, mortgage, and estate claims for 2004 totaled

\$1,370,634.18. For 2005, it is projected Legal Unit non-child support collections will increase to a record high *\$1,600,000*. For 2006, Legal Unit non-child support collections are projected to further increase to *\$1,825,000*. For 2005, child support collections, representing recoveries of Public Assistance expenditures are projected to total an additional *\$2,300,000*. Overall Legal Unit 2006 collections are anticipated to set an all time high of *\$4,225,000*. In addition to actual monetary collections to reimburse cash welfare and Medicaid programs, the Legal Unit continued to obtain significant Medicaid cost savings through securing Court Orders requiring private health insurance to pay for health care, prior to any Medicaid funds being expended. Legal Unit third party health insurance reimbursement efforts substantially contribute to over \$20,000,000 in annual Medicaid cost savings.

2006 OBJECTIVES

Increase revenue back to County, through implementing new and innovative monetary recovery processes involving Medicaid Program.

Increase productivity, by continuing the transition from mix of incompatible computer hardware/software systems to implementation of computer network. Objective is to establish networked system with terminal access for each clerical, paralegal, and attorney position. Each terminal will be capable of accessing: County and Social Services Department's AS-400 systems, legal research system, uniform word processing software, State Office of Temporary and Disability Assistance's Welfare Management System through Attachmate, State Office of Children and Family Services' Child Welfare Connections System, County Clerk's Data Access Entry System, and Internet. Networked system will significantly enhance communications with caseworkers in serious child abuse, foster care and adult services cases; facilitate ability to communicate with other organizational units within DSS; as well as New York State and other local social services departments, particularly in complex matters

involving welfare reform, litigation, and Medicaid; provide uniformity in word processing; facilitate processing of contracts and resolutions requests; enhance recoveries; and provide more efficient and effective legal research capability.

Continued successful implementation of Adoption & Safe Families Act (ASFA) legislation. To ensure positive case outcomes for abused, neglected, and other children placed into Social Services' foster care system, this legislation requires greater case oversight, increased court hearings, and more complex legal determinations.

Enhance public assistance overpayment collection process, through revised civil collection procedures for overpayment cases, prior to referral to collection agency.

Offset public assistance and Medicaid expenditures by commencing child support recovery proceedings, prior to opening of public assistance cases.

Fulfill 24-hour biannual Continuing Legal Education (CLE) requirement, by making available meaningful training to enhance professional skills of Legal Unit attorneys.

Enhance protection for abused and neglected children, through continued implementation of a computer-based digital photography protocol.

Increase personal injury lien recoveries to reimburse Medicaid expenditures, through continued implementation of legislation providing for insurance company notification of liability claims.

Enhance overall collections by streamlining referral processes and implementation of uniform software tracking system.

Continue to implement more efficient guardianship accounting process, through implementation of revised work procedures.

2006 BUDGET HIGHLIGHTS

- Increase revenue back to County, through implementing new and innovative monetary recovery processes involving Medicaid Program.
- Revise public assistance overpayment collection process, through revised civil collection procedures for overpayment cases, prior to referral to collection agency.

39 0021 LAW/DSS Legal Services

<u>Title of Position</u>	<u>Grade/Unit</u>	<u>2004 Actuals</u>	<u>As of Sept. 1, 2005 Current Authorized</u>	<u>2006 Requested</u>	<u>2006 Recommended</u>	<u>2006 Adopted</u>
Deputy County Attorney	AT-5	1	1	1	1	1
Senior Assistant County Attorney	AT-3	2	2	2	2	2
Assistant County Attorney II	AT-2	2	2	2	2	2
Assistant County Attorney	AT-1	1	1	1	1	1
Office Manager	16 Admin	1	1	1	1	1
Paralegal	15 Admin	2	2	2	2	2
Secretary	14 Admin	1	1	1	1	1
Keyboard Specialist	9 Admin	<u>1</u>	<u>1</u>	<u>1</u>	<u>1</u>	<u>1</u>
Total Full-Time Positions		11	11	11	11	11
Total Part-Time Positions		0	0	0	0	0
TOTAL POSITIONS		11	11	11	11	11

BROOME COUNTY GOVERNMENT
 REVENUE AND APPROPRIATION SUMMARY
 BY DEPARTMENT AND DIVISION

SUBFUND :101 GENERAL OPERATING
 DEPARTMENT:39 LAW
 DIVISION :01 LEGAL SUPPORT - DSS

SUBJECT	SUBJECT TITLE	2004 YTD ACTUALS	2005 BUDGET	2005 YTD ACTUALS AS OF 8/31	2006 BUDGET REQUESTED	2006 BUDGET RECOMMENDED	2006 ADOPTED BUDGET
CHARACTER :02 DEPARTMENTAL INCOME							
0045	CHARGEBACKS - D S S	765,398	828,462	351,056	890,158	890,158	890,158
CHARACTER 02 SUBTOTAL		765,398	828,462	351,056	890,158	890,158	890,158
TYPE R SUBTOTAL		765,398	828,462	351,056	890,158	890,158	890,158
CHARACTER :10 PERSONAL SERVICE							
1000	SALARIES FULL-TIME	565,764	573,872	343,971	570,153	570,153	570,153
1950	SALARY ADJUSTMENTS		6,520		6,885	6,885	6,885
1960	DISCRETIONARY SALARY SAVINGS		-19,600				
CHARACTER 10 SUBTOTAL		565,764	560,792	343,971	577,038	577,038	577,038
CHARACTER :40 CONTRACTUAL EXPENDITURES							
4311	BOOKS AND SUBSCRIPTIONS	7,171	11,800	6,549	11,800	11,800	11,800
4319	OFFICE SUPPLIES	7,923	18,200	3,046	21,425	18,000	18,000
4359	COMPUTER SOFTWARE AND SUPPLIES	5,453		1,804			
4411	POSTAGE AND FREIGHT	130	500	139	500	500	500
4418	DUES AND MEMBERSHIPS	1,065	1,400	85	1,400	1,400	1,400
4419	GENERAL OFFICE EXPENSES		2,000		2,000	2,000	2,000
4448	ADVERTISING AND PROMOTION EXPENSES		750	75	750	750	750
4461	MILEAGE AND PARKING-LOCAL	20	200		200	200	200
4462	TRAVEL HOTEL AND MEALS	1,906	2,500	1,910	2,500	2,500	2,500
4463	EDUCATION AND TRAINING	1,728	2,000	1,147	2,000	2,000	2,000
4469	OTHER PERSONAL EXPENSES		120	60	240	240	240
4734	WITNESS EXPENSES		1,000		1,000	1,000	1,000
4736	LEGAL CHARGES AND FEES	9,333	13,000	6,114	13,000	13,000	13,000
4739	STENOGRAPHIC SERVICES		500		500	500	500
4747	OTHER FEES FOR SERVICES				10,000	10,000	10,000
CHARACTER 40 SUBTOTAL		34,729	53,970	20,929	67,315	63,890	63,890

BROOME COUNTY GOVERNMENT
 REVENUE AND APPROPRIATION SUMMARY
 BY DEPARTMENT AND DIVISION

SUBFUND :101 GENERAL OPERATING
 DEPARTMENT:39 LAW
 DIVISION :01 LEGAL SUPPORT - DSS

SUBJECT	SUBJECT TITLE	2004 YTD ACTUALS	2005 BUDGET	2005 YTD ACTUALS AS OF 8/31	2006 BUDGET REQUESTED	2006 BUDGET RECOMMENDED	2006 ADOPTED BUDGET
CHARACTER :41	CHARGEBACK EXPENSES						
4601	INDIRECT COSTS	7,100	7,100		7,100	7,100	7,100
4618	OFFICE SUPPLIES CHARGEBACK	2,827	4,200	2,260	4,200	4,200	4,200
		-----	-----	-----	-----	-----	-----
CHARACTER 41	SUBTOTAL	9,927	11,300	2,260	11,300	11,300	11,300
CHARACTER :80	EMPLOYEE BENEFITS						
8010	STATE RETIREMENT	56,808	65,892	33,641	87,789	87,789	87,789
8030	SOCIAL SECURITY	41,718	43,834	25,400	43,612	43,612	43,612
8040	WORKERS COMPENSATION	4,291	4,000		5,067	5,067	5,067
8050	LIFE INSURANCE	211	264	141	264	264	264
8060	HEALTH INSURANCE	74,544	88,410	55,408	97,773	97,773	97,773
		-----	-----	-----	-----	-----	-----
CHARACTER 80	SUBTOTAL	177,572	202,400	114,590	234,505	234,505	234,505
		-----	-----	-----	-----	-----	-----
TYPE X	SUBTOTAL	787,992	828,462	481,750	890,158	886,733	886,733
		-----	-----	-----	-----	-----	-----
DIVISION 01	SUBTOTAL	-22,594		-130,694		3,425	3,425

PERSONNEL

PERSONNEL OFFICER

DIRECTOR OF
EMPLOYEE RELATIONS

- CIVIL SERVICE
- EMPLOYEE RELATIONS
- HUMAN RESOURCES
- EQUAL EMPLOYMENT OPPORTUNITY
COMPLIANCE

PERSONNEL - 40

MISSION STATEMENT

To administer, in a fair and equitable manner, the provisions of the New York State Civil Service Law and the Broome County Civil Service Rules with respect to the offices and employment in the classified service of 43 Broome County departments and the civil divisions therein, which include sixteen (16) towns, seven (7) villages, twelve (12) school districts (except Binghamton) and two (2) special districts of the County.

The department also administers various human resource functions for County government including employee relations, employee benefits, leaves of absence, record management, recruitment, training, and staff development.

In addition, the department is responsible for the administration of various Federal, State and local laws, rules and regulations such as the Taylor Law, Fair Labor Standards Act and Family and Medical Leave Act.

DESCRIPTION

The Broome County Department of Personnel is comprised of three (3) functional units as follows:

1. The **Civil Service Administration Unit** administers New York State Civil Service Law, and develops and maintains the position classification plan. This unit also administers competitive examinations, certifies payrolls, reviews applicant qualifications, reviews and approves appointments and personnel changes, oversees State mandated roster card maintenance, certifies civil service eligible lists, develops and maintains County civil service rules, provides advice, counsel and support to appointing

authorities in the County, the towns, villages, school districts and special districts and calculates all lay-offs for the County and the jurisdictions. All Civil Service functions are mandated by NYS Civil Service Law which forbids charging for any services; however we are allowed to charge exam fees. The State continues to decentralize more exams which is more time consuming for our staff. It is the goal of this unit to uphold the standards of merit and fitness in the hiring of all Civil Service employees, as required by the New York State Constitution. The unit continues to work with Information Technology toward automating as much of these processes as possible to provide better service.

2. The **Human Resources Unit** is responsible for the administration of County benefit programs (i.e. health insurance, life insurance, disability insurance, flexible spending accounts and retirement). This unit also administers the central records system (payroll and position control files), unemployment insurance, leaves of absence, is responsible for maintenance and updates of the Personnel Policy and Procedures Manual and Employee Handbook and maintains personnel files and State required roster cards under the guidance of the civil service unit. Other areas of responsibility include monitoring employee performance evaluations, salary and longevity administration, employee assistance program, recruitment, new employee orientation and development/coordination of programs to improve employee productivity and morale such as flu shot programs and coordination of special training requests. Support is provided to the Director of Employee Relations by developing and producing specialized reports and researching employee histories. The unit ensures compliance with the Family and Medical Leave Act and COBRA Laws. There is coordination with the New York State Retirement System on special events such as early retirement incentives and seminars. This unit is responsible for the distribution of retirement information from the Retirement System to the employees. The unit answers all employee verification requests. It is the goal of this unit to provide information services

to the employees, department heads and supervisors of Broome County in an efficient and courteous manner.

3. The **Director of Employee Relations** is responsible for negotiating and administering eight (8) collective bargaining agreements. This includes the handling of all grievances, disciplinary matters and improper practices as well as providing advice on topics such as attendance, performance and layoffs. The unit also monitors compliance with and offers guidance on a variety of laws pertaining to the human resource function including Family and Medical Leave Act, Fair Labor Standards Act and Taylor Law. In addition, issues regarding Unemployment Benefits, State Human Rights Complaints, Federal Department of Labor and Equal Employment Opportunity Commission Complaints are addressed by this unit. The Director provides training to supervisors in the areas of discipline and contract administration and attempts to resolve issues in an informal manner. It is his goal to work with County and union representatives to prevent potential problems where possible and to address problems that do arise. He seeks outcomes which are in the best interest of Broome County while also providing a fair and equitable workplace for the employees of Broome County.

In April 2005, Broome County and the Village of Endicott signed an inter-municipal agreement for Broome County to provide the Village of Endicott labor relations professional services. This included the negotiation and administration of seven (7) labor agreements for employees in the Village. Efforts are underway County-wide to expand this shared service philosophy of the current administration.

2006 OBJECTIVES

1. Expand in-house training and education for County departments
 - General Management/Supervision Skills
 - Labor Relations Issues i.e. discipline and discharge

-Impact of Civil Service Law, Federal and State Labor Laws, HIPAA, FMLA, FLSA and Collective Bargaining Agreements on employment issues

2. Continue to expand automation of processes
 - Establishment of Certification of Eligible electronically for all eligible lists.
 - Continue to work with State to streamline access to exam information
 - Work with IT to make all Personnel related forms available for completion on-line
 - Explore possibility of accepting electronic signatures for official document submission on-line
 - Update website and expand on available material
3. Expand program of decentralized exams
 - Include additional decentralized exams (i.e. IT exams) nearly all IT exams can now be given on-line
4. Provide education/training to department staff
 - Identify appropriate training to enhance employee skills and improve efficiency.
 - New York State Department of Civil Service, NYSAC and various Human Resource Associations offer free or low cost training.
5. Expand training & education for Civil Service jurisdictions
 - Updates on Civil Service requirements
 - Increase visits to jurisdictions

2006 BUDGET HIGHLIGHTS

Transfer of Equal Employment Opportunity (EEO) Compliance Coordinator from Law Department to Personnel Department

40 0002 PERSONNEL

<u>Title of Position</u>	<u>Grade/Unit</u>	<u>2004 Actuals</u>	<u>As of Sept. 1, 2005 Current Authorized</u>	<u>2006 Requested</u>	<u>2006 Recommended</u>	<u>2006 Adopted</u>
Personnel Officer	H Admin	1	1	1	1	1
Director of Employee Relations	E Admin	1	1	1	1	1
Equal Opportunity Compliance Coordinator*	18 Admin	0	1	1	1	1
Senior Personnel Associate	18 Admin	1	1	1	1	1
Personnel Associate/Trainee	16/14 Admin	2	2	2	2	2
Secretary to Personnel Officer	14 Admin	1	1	1	1	1
Personnel Assistant	11 Admin	4	4	4	4	4
Keyboard Specialist	9 Admin	1	1	0	0	0
Clerk	7 Admin	<u>0</u>	<u>0</u>	<u>1</u>	<u>1</u>	<u>1</u>
Total Full-Time Positions		11	12	12	12	12
Senior Personnel Associate	18 Admin	1	1	1	1	1
Clerk	7 Admin	<u>1</u>	<u>1</u>	<u>1</u>	<u>1</u>	<u>1</u>
Total Part-Time Positions		2	2	2	2	2
TOTAL POSITIONS		13	14	14	14	14

*Transferred from Law

BROOME COUNTY GOVERNMENT
REVENUE AND APPROPRIATION SUMMARY
BY DEPARTMENT

SUBFUND :101 GENERAL OPERATING
DEPARTMENT:40 PERSONNEL

SUBJECT	SUBJECT TITLE	2004 YTD ACTUALS	2005 BUDGET	2005 YTD ACTUAL THRU 8/31	2006 BUDGET REQUESTED	2006 BUDGET RECOMMENDED	2006 ADOPTED BUDGET
CHARACTER :02 DEPARTMENTAL INCOME							
0022	HEALTH CARE ADMINISTRATION	45,091	46,287		48,535	48,535	48,535
0494	CIVIL SERVICE APPLICATION FEE	7,725	18,000	8,560	18,000	18,000	18,000
CHARACTER 02 SUBTOTAL		52,816	64,287	8,560	66,535	66,535	66,535
TYPE R SUBTOTAL		52,816	64,287	8,560	66,535	66,535	66,535
CHARACTER :10 PERSONAL SERVICE							
1000	SALARIES FULL-TIME	393,446	425,383	244,488	474,537	474,537	474,537
1500	SALARIES PART-TIME	51,182	51,068	35,584	50,721	50,721	50,721
1600	SALARIES TEMPORARY	1,605	3,600	1,055	2,363	2,363	2,363
1700	SALARIES OVERTIME		1,059	137	1,091	1,091	1,091
1960	DISCRETIONARY SALARY SAVINGS		-14,500				
CHARACTER 10 SUBTOTAL		446,233	466,610	281,264	528,712	528,712	528,712
CHARACTER :40 CONTRACTUAL EXPENDITURES							
4311	BOOKS AND SUBSCRIPTIONS	1,204	1,700	509	900	900	900
4319	OFFICE SUPPLIES	2,880	6,000	1,608	3,000	3,000	3,000
4346	TRAINING AND EDUCATIONAL SUPPLIES		1,000				
4359	COMPUTER SOFTWARE AND SUPPLIES		2,000		1,000	1,000	1,000
4411	POSTAGE AND FREIGHT		50				
4418	DUES AND MEMBERSHIPS	300	1,000	100	500	500	500
4419	GENERAL OFFICE EXPENSES	555	3,000	1,032	2,500	2,500	2,500
4448	ADVERTISING AND PROMOTION EXPENSES		500		500	500	500
4461	MILEAGE AND PARKING-LOCAL		200		250	250	250
4462	TRAVEL HOTEL AND MEALS	2,635	1,500	4,329	3,500	3,500	3,500
4463	EDUCATION AND TRAINING	450	1,000	475	1,500	1,500	1,500
4464	MANAGEMENT TRAINING PROGRAM		2,500		2,000	2,000	2,000
4469	OTHER PERSONAL EXPENSES		100		100	100	100
4747	OTHER FEES FOR SERVICES	3,218	5,000	450	2,500	2,500	2,500
CHARACTER 40 SUBTOTAL		11,242	25,550	8,503	18,250	18,250	18,250

BROOME COUNTY GOVERNMENT
REVENUE AND APPROPRIATION SUMMARY
BY DEPARTMENT

SUBFUND :101 GENERAL OPERATING
DEPARTMENT:40 PERSONNEL

SUBJECT	SUBJECT TITLE	2004 YTD ACTUALS	2005 BUDGET	2005 YTD ACTUAL THRU 8/31	2006 BUDGET REQUESTED	2006 BUDGET RECOMMENDED	2006 ADOPTED BUDGET
CHARACTER :41	CHARGEBACK EXPENSES						
4602	INSURANCE PREMIUM CHARGEBACK	676	500	308	517	517	517
4614	OTHER CHARGEBACK EXPENSES	1,401	800	1,183	1,335	1,335	1,335
4616	FLEET SERVICE CHARGEBACK	225					
CHARACTER 41 SUBTOTAL		2,302	1,300	1,491	1,852	1,852	1,852
CHARACTER :60	PRINCIPAL ON INDEBTEDNESS						
6008	PRINCIPAL ON CAPITAL LEASE	854					
CHARACTER 60 SUBTOTAL		854					
CHARACTER :70	INTEREST ON INDEBTEDNESS						
7005	INTEREST ON CAPITAL LEASE	66					
CHARACTER 70 SUBTOTAL		66					
CHARACTER :80	EMPLOYEE BENEFITS						
8010	STATE RETIREMENT	44,782	55,327	27,274	80,889	80,889	80,889
8030	SOCIAL SECURITY	32,452	36,805	20,641	40,184	40,184	40,184
8040	WORKERS COMPENSATION	3,576	4,000	1,768	3,859	3,859	3,859
8050	LIFE INSURANCE	230	312	152	336	336	336
8060	HEALTH INSURANCE	107,091	127,277	77,902	152,354	152,354	152,354
8081	EMPLOYEE TUITION REIMBURSEMENT	8,334	20,000	9,606	28,000	28,000	28,000
CHARACTER 80 SUBTOTAL		196,465	243,721	137,343	305,622	305,622	305,622
TYPE X SUBTOTAL		657,162	737,181	428,601	854,436	854,436	854,436
DEPARTMENT 40 SUBTOTAL		-604,346	-672,894	-420,041	-787,901	-787,901	-787,901

PUBLIC DEFENDER

PUBLIC DEFENDER

- LEGAL REPRESENTATION
 - Pretrial
 - Court
 - Probation
 - Parole
 - Appellate
- INVESTIGATION
- ADMINISTRATION

GRANTS

- Aid to Defense

PUBLIC DEFENDER - 53**MISSION STATEMENT**

To defend all poor persons accused of crimes and offenses punishable by jail.

DESCRIPTION

The Public Defender provides legal representation to all indigent persons accused of crime in Broome County. This office acts as defense counsel from arraignment through trial and all stages of appeal for cases ranging from simple violations to homicides. This involves the full range of investigatory, pretrial, and appellate representation required in criminal cases. The office services each of the 22 Village and Town Justice Courts, the Binghamton City Court, the Broome County Court, and all higher appellate courts. Attorneys and investigators are on call 24 hours a day, seven days a week to assist recent arrestees.

2006 OBJECTIVES

- Insure sufficient resources to provide effective representation.

2006 BUDGET HIGHLIGHTS

- Continuing Budget Request and Contingency Plan

53 0006 PUBLIC DEFENDER

<u>Title of Position</u>	<u>Grade/Unit</u>	<u>2004 Actuals</u>	<u>As of Sept. 1, 2005 Current Authorized</u>	<u>2006 Requested</u>	<u>2006 Recommended</u>	<u>2006 Adopted</u>
Public Defender	AT-6	1	1	1	1	1
Chief Assistant Public Defender	AT-4	1	1	1	1	1
Senior Assistant Public Defender	AT-3	3	3	3	3	3
Assistant Public Defender II	AT-2	4	4	4	4	4
Assistant Public Defender I	AT-1	2	2	2	2	2
Chief Investigator - Public Defender	27 Admin	1	1	1	1	1
Investigator - Public Defender	21 Admin	1	1	1	1	1
Stenographic Secretary	13 CSEA	2	2	2	2	2
Intake Specialist	11 CSEA	3	3	3	3	3
Keyboard Specialist	8 CSEA	2	2	2	2	2
Receptionist Typist	6 CSEA	<u>1</u>	<u>1</u>	<u>1</u>	<u>1</u>	<u>1</u>
Total Full-Time Positions		21	21	21	21	21
Total Part-Time Positions		0	0	0	0	0
TOTAL POSITIONS		21	21	21	21	21

BROOME COUNTY GOVERNMENT
REVENUE AND APPROPRIATION SUMMARY
BY DEPARTMENT

SUBFUND :101 GENERAL OPERATING
DEPARTMENT:53 PUBLIC DEFENDER

SUBJECT	SUBJECT TITLE	2004 YTD ACTUALS	2005 BUDGET	2005 YTD ACTUAL THRU 8/31	2006 BUDGET REQUESTED	2006 BUDGET RECOMMENDED	2006 ADOPTED BUDGET
CHARACTER :02 DEPARTMENTAL INCOME							
0039	PUBLIC DEFENDER SERVICES	633	1,500	801	1,500	1,500	1,500
CHARACTER 02 SUBTOTAL		633	1,500	801	1,500	1,500	1,500
CHARACTER :07 MISC/INTERFUND REVENUES							
0215	REFUNDS OF PRIOR YEARS EXPENDITURES			484			
0229	TRANSFER FROM INSURANCE RESERVE	657		864			
CHARACTER 07 SUBTOTAL		657		1,348			
CHARACTER :08 STATE AID							
0242	INDIGENT PAROLEES	13,483	10,000	15,224	10,000	10,000	10,000
0264	MAJOR OFFENCE PUBLIC DEFENDER	28,882	29,299	12,739	27,834	27,834	27,834
CHARACTER 08 SUBTOTAL		42,365	39,299	27,963	37,834	37,834	37,834
TYPE R SUBTOTAL		43,655	40,799	30,112	39,334	39,334	39,334
CHARACTER :10 PERSONAL SERVICE							
1000	SALARIES FULL-TIME	975,822	1,056,766	644,586	1,068,721	1,068,721	1,068,721
1600	SALARIES TEMPORARY	3,836					
1950	SALARY ADJUSTMENTS		9,298		16,279	16,279	16,279
1960	DISCRETIONARY SALARY SAVINGS		-33,900				
CHARACTER 10 SUBTOTAL		979,658	1,032,164	644,586	1,085,000	1,085,000	1,085,000

BROOME COUNTY GOVERNMENT
 REVENUE AND APPROPRIATION SUMMARY
 BY DEPARTMENT

SUBFUND :101 GENERAL OPERATING
 DEPARTMENT:53 PUBLIC DEFENDER

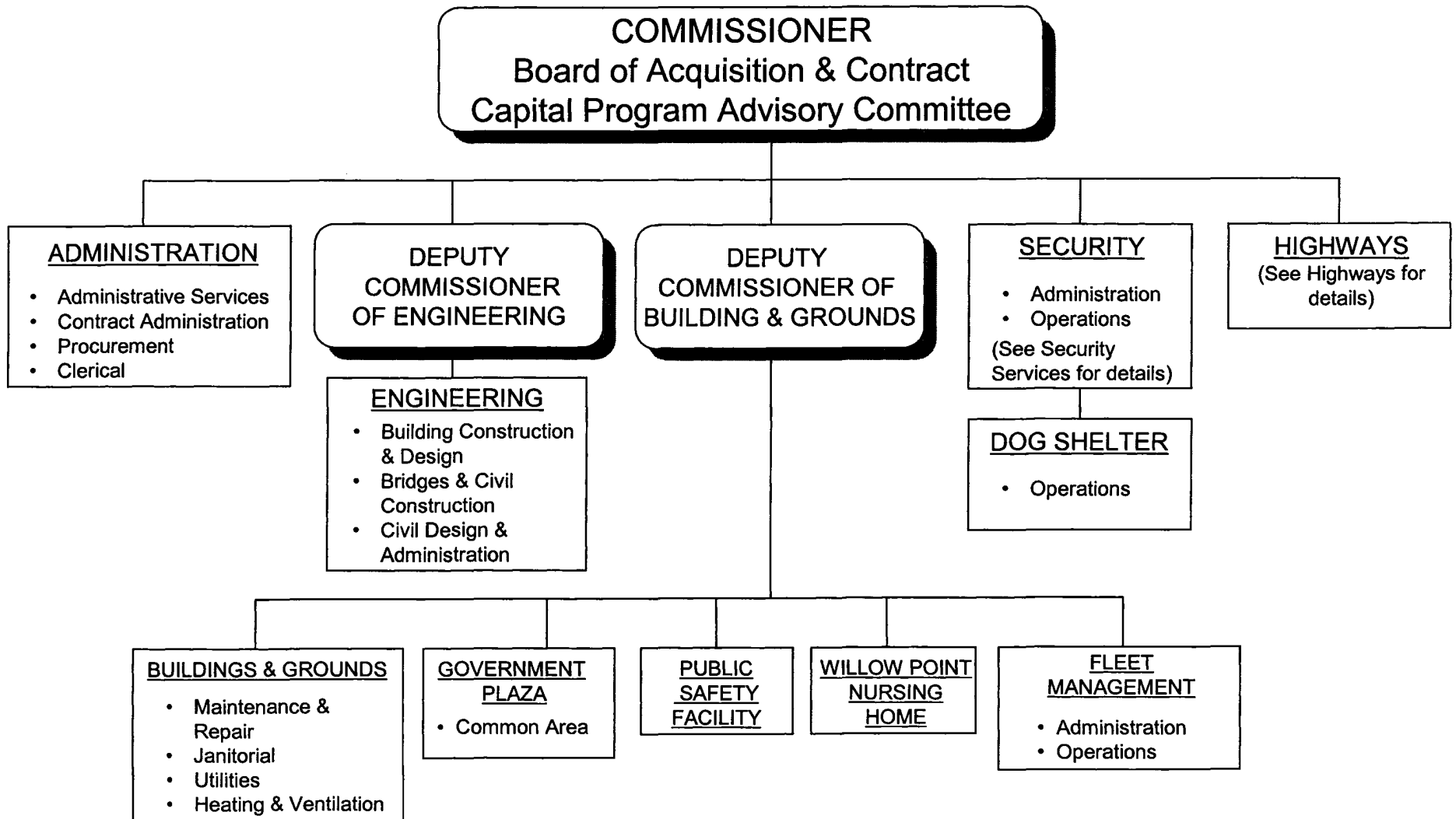
SUBJECT	SUBJECT TITLE	2004 YTD ACTUALS	2005 BUDGET	2005 YTD ACTUAL THRU 8/31	2006 BUDGET REQUESTED	2006 BUDGET RECOMMENDED	2006 ADOPTED BUDGET
CHARACTER :40 CONTRACTUAL EXPENDITURES							
4311	BOOKS AND SUBSCRIPTIONS	21,267	23,000	12,159	23,840	23,840	23,840
4319	OFFICE SUPPLIES	13,307	16,500	10,987	19,976	17,976	17,976
4326	FUEL AND HEATING SUPPLIES	2,820	6,875	1,936	7,838	7,838	7,838
4342	PHOTOGRAPHIC SUPPLIES	608	600		600	600	600
4347	GAS OIL GREASE AND DIESEL FUEL		200	15	200	200	200
4359	COMPUTER SOFTWARE AND SUPPLIES	667		502			
4363	MEDICAL LAB & CLINIC SUPPLIES		250		250	250	250
4411	POSTAGE AND FREIGHT	197	150	30	150	150	150
4418	DUES AND MEMBERSHIPS	755	650	635	700	700	700
4419	GENERAL OFFICE EXPENSES	1,496	5,000	5,328	10,000	7,000	7,000
4422	BUILDING AND LAND RENTAL		137,831	103,372	137,831	137,831	137,831
4427	ELECTRIC CURRENT	17,414	33,982	10,062	38,044	20,044	20,044
4429	BUILDING AND GROUNDS EXPENSES	5,757	8,060	4,541	8,565	8,565	8,565
4442	PHOTOGRAPHIC EXPENSES	109	175	107	175	175	175
4461	MILEAGE AND PARKING-LOCAL	9,983	11,500	5,912	11,685	11,685	11,685
4462	TRAVEL HOTEL AND MEALS	2,847	2,250	1,499	2,250	2,250	2,250
4463	EDUCATION AND TRAINING	3,482	4,500	2,247	4,500	4,500	4,500
4469	OTHER PERSONAL EXPENSES	269	350	60	350	350	350
4518	COPYING MACHINE RENTALS	2,542	5,550	3,096	5,550	5,550	5,550
4520	PROPERTY LOSS	657		864			
4734	WITNESS EXPENSES	5,455	8,750	6,314	8,750	8,750	8,750
4739	STENOGRAPHIC SERVICES	1,092	1,750	840	1,750	1,750	1,750
CHARACTER 40 SUBTOTAL		90,724	267,923	170,506	283,004	260,004	260,004
CHARACTER :41 CHARGEBACK EXPENSES							
4602	INSURANCE PREMIUM CHARGEBACK	1,969	2,217	987	4,903	4,903	4,903
4615	GASOLINE CHARGEBACK	1,296	2,200	545	3,000	3,000	3,000
4616	FLEET SERVICE CHARGEBACK	2,996	5,785	2,893	5,785	5,785	5,785
4626	TRANSPORTATION SERVICES CHARGEBACKS	2,799					
CHARACTER 41 SUBTOTAL		9,060	10,202	4,425	13,688	13,688	13,688

BROOME COUNTY GOVERNMENT
REVENUE AND APPROPRIATION SUMMARY
BY DEPARTMENT

SUBFUND :101 GENERAL OPERATING
DEPARTMENT:53 PUBLIC DEFENDER

SUBJECT	SUBJECT TITLE	2004 YTD ACTUALS	2005 BUDGET	2005 YTD ACTUAL THRU 8/31	2006 BUDGET REQUESTED	2006 BUDGET RECOMMENDED	2006 ADOPTED BUDGET
CHARACTER :60 PRINCIPAL ON INDEBTEDNESS							
6008	PRINCIPAL ON CAPITAL LEASE	32,039					
CHARACTER 60 SUBTOTAL		32,039					
CHARACTER :70 INTEREST ON INDEBTEDNESS							
7005	INTEREST ON CAPITAL LEASE	102,333					
CHARACTER 70 SUBTOTAL		102,333					
CHARACTER :80 EMPLOYEE BENEFITS							
8010	STATE RETIREMENT	98,527	121,530	63,420	164,583	164,583	164,583
8030	SOCIAL SECURITY	73,463	80,755	48,532	81,411	81,411	81,411
8040	WORKERS COMPENSATION	6,855	7,000	3,554	7,210	7,210	7,210
8050	LIFE INSURANCE	382	504	264	504	504	504
8060	HEALTH INSURANCE	131,378	149,530	96,722	160,572	160,572	160,572
8063	DISABILITY INSURANCE	1,032	960	625	960	960	960
CHARACTER 80 SUBTOTAL		311,637	360,279	213,117	415,240	415,240	415,240
TYPE X SUBTOTAL		1,525,451	1,670,568	1,032,634	1,796,932	1,773,932	1,773,932
DEPARTMENT 53 SUBTOTAL		-1,481,796	-1,629,769	-1,002,522	-1,757,598	-1,734,598	-1,734,598

PUBLIC WORKS



PUBLIC WORKS - 03
Administration - 01

MISSION STATEMENT

Provide clerical, accounting, contract administration, and other related services to the other Divisions of Public Works.

DESCRIPTION

The Division provides staff and support functions to the other Divisions of Public Works and for Department of Public Works Capital Projects.

2006 OBJECTIVES

- Maintain high quality of services rendered to other Divisions of Public Works.

03 0015 PUBLIC WORKS/Administration

<u>Title of Position</u>	<u>Grade/Unit</u>	<u>2004 Actuals</u>	<u>As of Sept. 1, 2005 Current Authorized</u>	<u>2006 Requested</u>	<u>2006 Recommended</u>	<u>2006 Adopted</u>
Commissioner of Public Works *	I Admin	1	1	1	1	1
Director of Public Works Administration	24 Admin	1	1	1	1	1
Principal Account Clerk	13 CSEA	1	1	0	0	0
Senior Account Clerk	9 CSEA	<u>1</u>	<u>1</u>	<u>1</u>	<u>1</u>	<u>1</u>
Total Full-Time Positions		4	4	3	3	3
Total Part-Time Positions		0	0	0	0	0
TOTAL POSITIONS		4	4	3	3	3

* Position is a shared position and funding with the Department of Parks and Recreation.

BROOME COUNTY GOVERNMENT
 REVENUE AND APPROPRIATION SUMMARY
 BY DEPARTMENT AND DIVISION

SUBFUND :101 GENERAL OPERATING
 DEPARTMENT:03 PUBLIC WORKS
 DIVISION :01 ADMINISTRATION

SUBJECT	SUBJECT TITLE	2004 YTD ACTUALS	2005 BUDGET	2005 YTD ACTUALS AS OF 8/31	2006 BUDGET REQUESTED	2006 BUDGET RECOMMENDED	2006 ADOPTED BUDGET
CHARACTER :02	DEPARTMENTAL INCOME						
0559	OTHER DEPARTMENTAL CHARGEBACK	59,957	53,760	53,760	55,347	55,347	55,347
CHARACTER 02 SUBTOTAL		59,957	53,760	53,760	55,347	55,347	55,347
CHARACTER :08	STATE AID						
0460	OTHER STATE AID			330			
CHARACTER 08 SUBTOTAL				330			
TYPE R SUBTOTAL		59,957	53,760	54,090	55,347	55,347	55,347
CHARACTER :10	PERSONAL SERVICE						
1000	SALARIES FULL-TIME	276,633	196,728	121,792	162,632	162,632	162,632
1960	DISCRETIONARY SALARY SAVINGS		-6,300				
CHARACTER 10 SUBTOTAL		276,633	190,428	121,792	162,632	162,632	162,632
CHARACTER :40	CONTRACTUAL EXPENDITURES						
4319	OFFICE SUPPLIES	1,641	1,000	1,986	1,000	1,000	1,000
4323	BLDG MAINTENANCE SUPPLIES			3			
4349	MISC OPERATIONAL SUPPLIES	103		237			
4358	SAFETY SUPPLIES	80					
4359	COMPUTER SOFTWARE AND SUPPLIES	28		17			
4411	POSTAGE AND FREIGHT		25		25	25	25
4418	DUES AND MEMBERSHIPS	1,728	1,728	1,776	1,728	1,728	1,728
4449	OTHER OPERATIONAL EXPENSES	225					
4461	MILEAGE AND PARKING-LOCAL		25		25	25	25
4462	TRAVEL HOTEL AND MEALS		500		500	500	500
4463	EDUCATION AND TRAINING	130	750		750	750	750
4518	COPYING MACHINE RENTALS	697	1,717	1,205	1,717	1,717	1,717
CHARACTER 40 SUBTOTAL		4,632	5,745	5,224	5,745	5,745	5,745

BROOME COUNTY GOVERNMENT
 REVENUE AND APPROPRIATION SUMMARY
 BY DEPARTMENT AND DIVISION

SUBFUND :101 GENERAL OPERATING
 DEPARTMENT:03 PUBLIC WORKS
 DIVISION :01 ADMINISTRATION

SUBJECT	SUBJECT TITLE	2004 YTD ACTUALS	2005 BUDGET	2005 YTD ACTUALS AS OF 8/31	2006 BUDGET REQUESTED	2006 BUDGET RECOMMENDED	2006 ADOPTED BUDGET
CHARACTER :41	CHARGEBACK EXPENSES						
4602	INSURANCE PREMIUM CHARGEBACK	1,119	1,182		17,675	17,675	17,675
4614	OTHER CHARGEBACK EXPENSES			2,025			
4615	GASOLINE CHARGEBACK				1,700	1,700	1,700
4616	FLEET SERVICE CHARGEBACK				1,000	1,000	1,000
4626	TRANSPORTATION SERVICES CHARGEBACKS				7,514	7,514	7,514
CHARACTER 41	SUBTOTAL	1,119	1,182	2,025	27,889	27,889	27,889
CHARACTER :60	PRINCIPAL ON INDEBTEDNESS						
6008	PRINCIPAL ON CAPITAL LEASE	915					
CHARACTER 60	SUBTOTAL	915					
CHARACTER :70	INTEREST ON INDEBTEDNESS						
7005	INTEREST ON CAPITAL LEASE	197					
CHARACTER 70	SUBTOTAL	197					
CHARACTER :80	EMPLOYEE BENEFITS						
8010	STATE RETIREMENT	33,671	30,145	11,461	25,045	25,045	25,045
8030	SOCIAL SECURITY	15,667	15,050	8,919	12,442	12,442	12,442
8040	WORKERS COMPENSATION		2,000		2,060	2,060	2,060
8050	LIFE INSURANCE	75	96	50	720	720	720
8060	HEALTH INSURANCE	44,394	50,235	26,287	40,584	40,584	40,584
8063	DISABILITY INSURANCE	258	240	149	240	240	240
CHARACTER 80	SUBTOTAL	94,065	97,766	46,866	81,091	81,091	81,091
TYPE X	SUBTOTAL	377,561	295,121	175,907	277,357	277,357	277,357
DIVISION 01	SUBTOTAL	-317,604	-241,361	-121,817	-222,010	-222,010	-222,010

PUBLIC WORKS - 03
Engineering - 02

MISSION STATEMENT

To provide quality engineering services to maintain and upgrade the infrastructure (highways, bridges, and buildings), and to serve and support other Public Works Divisions, Broome County Departments, and residents of Broome County.

DESCRIPTION

The Division provides engineering services (design and construction) and support to the Highway Division of Public Works by implementing the Capital Improvement Program for county roads and bridges, maintaining historical records of prior projects, highway right-of-way, easements, inventories of features on the County road system; respond to citizen inquiries concerning the above.

Other major users of the Engineering Division include; Aviation, Sheriff's Department (Public Safety Facility), Central Foods, Library, Willow Point Nursing Home and Public Works Building and Grounds Division as well as some support for Broome Community College. The majority of the work effort generated by these departments results from implementing the County's Capital Improvement Program. Technical assistance is also provided in support of operation of the facilities that house these departments.

The Division is also involved with renovations, rehabilitation, new facilities, electrical-mechanical subsystems, consultant management, interior office rearrangements, and Building Code enforcement/inspection for County facilities. Ancillary services

include feasibility studies, cost estimating, analysis reports, and planning and scheduling.

2006 OBJECTIVES

The Engineering Division is committed to furnishing engineering services to Broome County in an efficient and cost-effective manner. The division strives for engineering excellence and professional development of staff.

- Work in unison with Highways, Parks, Building & Grounds in regards to their maintenance and Capital needs.
- Deliver cost effective service that is timely and responsive to departmental needs.
- Continue to re-organize the Division's major reference data bases and filing system for better accessibility and efficiency.
- Promote high technical standards and career development.
- Institute use of project management software for scheduling of projects and staff resource allocation.

2006 BUDGET HIGHLIGHTS

Budget complies with the "Continuing Budget" requested by the Budget Director, with the addition of one Engineer I.

03 0023 PUBLIC WORKS/Engineering

<u>Title of Position</u>	<u>Grade/Unit</u>	<u>2004 Actuals</u>	<u>As of Sept. 1, 2005 Current Authorized</u>	<u>2006 Requested</u>	<u>2006 Recommended</u>	<u>2006 Adopted</u>
Deputy Commissioner of Public Works/Engineering	G Admin	1	1	1	1	1
Engineer III	28 BAPA	2	2	2	2	2
Engineer II	24 CSEA	2	2	2	2	2
Engineer I	21 CSEA	4	4	5	5	5
Facilities Planner	21 CSEA	1	1	0	0	0
Assistant Engineer	17 CSEA	2	2	2	2	2
Principal Account Clerk*	9 CSEA	<u>0</u>	<u>0</u>	<u>1</u>	<u>1</u>	<u>1</u>
Total Full-Time Positions		12	12	13	13	13
Total Part-Time Positions		0	0	0	0	0
TOTAL POSITIONS		12	12	13	13	13

* Position transferred from Engineering

BROOME COUNTY GOVERNMENT
 REVENUE AND APPROPRIATION SUMMARY
 BY DEPARTMENT AND DIVISION

SUBFUND :101 GENERAL OPERATING
 DEPARTMENT:03 PUBLIC WORKS
 DIVISION :02 ENGINEERING

SUBJECT	SUBJECT TITLE	2004 YTD ACTUALS	2005 BUDGET	2005 YTD ACTUALS AS OF 8/31	2006 BUDGET REQUESTED	2006 BUDGET RECOMMENDED	2006 ADOPTED BUDGET
CHARACTER :10 PERSONAL SERVICE							
1000	SALARIES FULL-TIME	679,806	674,421	347,493	699,410	699,410	699,410
1600	SALARIES TEMPORARY				8,345	2,345	2,345
1700	SALARIES OVERTIME	411	10,500	1,007	10,500	10,500	10,500
1960	DISCRETIONARY SALARY SAVINGS		-24,500				
CHARACTER 10 SUBTOTAL		680,217	660,421	348,500	718,255	712,255	712,255
CHARACTER :40 CONTRACTUAL EXPENDITURES							
4311	BOOKS AND SUBSCRIPTIONS	1,861	3,911	405	3,911	3,911	3,911
4318	DUPLICATING AND PRINTING RM SUPPLIE	2,814	4,200		4,200	4,200	4,200
4319	OFFICE SUPPLIES	2,966	3,300	902	4,167	4,167	4,167
4342	PHOTOGRAPHIC SUPPLIES		610		610	610	610
4343	ENGINEERING SUPPLIES	1,902	3,220	596	3,544	3,544	3,544
4347	GAS OIL GREASE AND DIESEL FUEL	7		20			
4349	MISC OPERATIONAL SUPPLIES	21	1,007		1,007	1,007	1,007
4358	SAFETY SUPPLIES	1,556	730	33	730	730	730
4359	COMPUTER SOFTWARE AND SUPPLIES	18,041	15,110	3,879	16,060	16,060	16,060
4411	POSTAGE AND FREIGHT	69	400	80	400	400	400
4418	DUES AND MEMBERSHIPS	335	320		320	320	320
4442	PHOTOGRAPHIC EXPENSES		75		75	75	75
4443	ENGINEERING EXPENSES	177	500	100	500	500	500
4448	ADVERTISING AND PROMOTION EXPENSES	144	1,000		1,000	1,000	1,000
4449	OTHER OPERATIONAL EXPENSES	79	2,450		2,450	2,450	2,450
4461	MILEAGE AND PARKING-LOCAL		700		700	700	700
4462	TRAVEL HOTEL AND MEALS	1,493	500	1,150	500	500	500
4463	EDUCATION AND TRAINING	1,960	3,150		3,150	3,150	3,150
CHARACTER 40 SUBTOTAL		33,425	41,183	7,165	43,324	43,324	43,324

BROOME COUNTY GOVERNMENT
 REVENUE AND APPROPRIATION SUMMARY
 BY DEPARTMENT AND DIVISION

SUBFUND :101 GENERAL OPERATING
 DEPARTMENT:03 PUBLIC WORKS
 DIVISION :02 ENGINEERING

SUBJECT	SUBJECT TITLE	2004 YTD ACTUALS	2005 BUDGET	2005 YTD ACTUALS AS OF 8/31	2006 BUDGET REQUESTED	2006 BUDGET RECOMMENDED	2006 ADOPTED BUDGET
CHARACTER :41	CHARGEBACK EXPENSES						
4615	GASOLINE CHARGEBACK	3,435	4,000	1,758	8,700	8,700	8,700
4616	FLEET SERVICE CHARGEBACK	22,999	11,570	5,785	11,570	11,570	11,570
CHARACTER 41 SUBTOTAL		26,434	15,570	7,543	20,270	20,270	20,270
CHARACTER :80	EMPLOYEE BENEFITS						
8010	STATE RETIREMENT	76,335	87,578	34,122	107,709	107,709	107,709
8030	SOCIAL SECURITY	51,095	52,738	26,150	53,507	53,507	53,507
8040	WORKERS COMPENSATION		5,000	2,228	4,010	4,010	4,010
8050	LIFE INSURANCE	230	288	130	312	312	312
8060	HEALTH INSURANCE	155,313	161,985	112,773	205,983	205,983	205,983
8063	DISABILITY INSURANCE	1,161	1,080	565	1,200	1,200	1,200
CHARACTER 80 SUBTOTAL		284,134	308,669	175,968	372,721	372,721	372,721
TYPE X SUBTOTAL		1,024,210	1,025,843	539,176	1,154,570	1,148,570	1,148,570
DIVISION 02 SUBTOTAL		-1,024,210	-1,025,843	-539,176	-1,154,570	-1,148,570	-1,148,570

PUBLIC WORKS - 03
Buildings & Grounds - 03

MISSION STATEMENT

Provide a diverse range of efficient and cost-effective high quality services, which will ensure uninterrupted facility utilization while providing an atmosphere of professionalism to both internal and external customers.

DESCRIPTION

Provides primary maintenance operations to the Court House Complex, the Fleet Garage, George Harvey Justice Building, Edwin L. Crawford County Office Building, Public Safety Facility and Dog Shelter.

Provides secondary maintenance operations to the Binghamton Regional Airport (Edwin A. Link Field), Libraries, Arena, Forum, Health, Mental Health, Transit, Social Services, Central Foods, Department of Motor Vehicles, WPNH, and Highway Garage.

Under the Government Tripartite Agreement – providing primary maintenance operations of the Governmental Plaza.

2006 OBJECTIVES

- Provide a pleasant, safe, and healthy environment for Broome County employees and external customers.
- To minimize risk to County employees and residents from natural and man-made disasters.
- To maximize facility assets by minimizing equipment failure.

2006 BUDGET HIGHLIGHTS

- Continue maintenance philosophy to be pro-active vs. responsive.
- Increase interdepartmental sharing of assets, both manpower and equipment.
- Request/Recommended upgrade of (1) Maintenance Mechanic to (1) Electrician.

03 0031 PUBLIC WORKS/Building & Grounds
1468

<u>Title of Position</u>	<u>Grade/Unit</u>	<u>2004 Actuals</u>	<u>As of Sept. 1, 2005 Current Authorized</u>	<u>2006 Requested</u>	<u>2006 Recommended</u>	<u>2006 Adopted</u>
Deputy Commissioner of Public Works/Building & Grounds	F Admin	1	1	1	1	1
Facilities Manager	22 BAPA	2	3	3	3	3
Electrician	AFSCME	1	1	1	1	1
Senior Maintenance Mechanic	AFSCME	12	12	12	12	12
Stationary Engineer	AFSCME	3	3	3	3	3
Maintenance Worker	AFSCME	1	1	1	1	1
HVAC Systems Technician III	AFSCME	4	4	4	4	4
HVAC Systems Technician I	AFSCME	1	1	1	1	1
Custodial Supervisor	AFSCME	1	1	1	1	1
Custodial Worker	AFSCME	<u>14</u>	<u>14</u>	<u>14</u>	<u>14</u>	<u>14</u>
Total Full-Time Positions		40	41	41	41	41
Custodial Worker	AFSCME	<u>5</u>	<u>5</u>	<u>5</u>	<u>5</u>	<u>5</u>
Total Part-Time Positions		5	5	5	5	5
TOTAL POSITIONS		45	46	46	46	46

BROOME COUNTY GOVERNMENT
 REVENUE AND APPROPRIATION SUMMARY
 BY DEPARTMENT AND DIVISION

SUBFUND :101 GENERAL OPERATING
 DEPARTMENT:03 PUBLIC WORKS
 DIVISION :03 BUILDING AND GROUNDS

SUBJECT	SUBJECT TITLE	2004 YTD ACTUALS	2005 BUDGET	2005 YTD ACTUALS AS OF 8/31	2006 BUDGET REQUESTED	2006 BUDGET RECOMMENDED	2006 ADOPTED BUDGET
CHARACTER :02 DEPARTMENTAL INCOME							
0027	MISCELLANEOUS	3,316					
0028	BUILDING SERVICE CHARGEBACKS	107,157	201,000	55,110	193,000	193,000	193,000
0044	RENTAL CHARGEBACKS	45,154	61,330	22,718	61,330	61,330	61,330
0176	REIMBURSEMENT - GOVERNMENT PLAZA	91,289	100,000	49,198	176,700	176,700	176,700
0464	OTHER LOCAL GOVERNMENTS	435					
0640	BUILDING SERVICES - OUTSIDE USERS	40,272	52,000	41,415	52,000	52,000	52,000
CHARACTER 02 SUBTOTAL		287,623	414,330	168,441	483,030	483,030	483,030
CHARACTER :06 SALE OF PROP & COMP FOR LOSS							
0211	MINOR SALES - PUBLIC WORKS	2,691	1,000	1,966	1,000	1,000	1,000
CHARACTER 06 SUBTOTAL		2,691	1,000	1,966	1,000	1,000	1,000
CHARACTER :07 MISC/INTERFUND REVENUES							
0215	REFUNDS OF PRIOR YEARS EXPENDITURES			6,191			
0229	TRANSFER FROM INSURANCE RESERVE	8,297		20,115			
CHARACTER 07 SUBTOTAL		8,297		26,306			
CHARACTER :08 STATE AID							
0460	OTHER STATE AID	1,508					
0589	STATE AID - COURT FACILITIES	434,358	400,000	416,044	362,944	362,944	362,944
CHARACTER 08 SUBTOTAL		435,866	400,000	416,044	362,944	362,944	362,944

BROOME COUNTY GOVERNMENT
 REVENUE AND APPROPRIATION SUMMARY
 BY DEPARTMENT AND DIVISION

SUBFUND :101 GENERAL OPERATING
 DEPARTMENT:03 PUBLIC WORKS
 DIVISION :03 BUILDING AND GROUNDS

SUBJECT	SUBJECT TITLE	2004 YTD ACTUALS	2005 BUDGET	2005 YTD ACTUALS AS OF 8/31	2006 BUDGET REQUESTED	2006 BUDGET RECOMMENDED	2006 ADOPTED BUDGET
CHARACTER :09	FEDERAL AID						
0353	FEDERAL AID - OTHER	7,298					
CHARACTER 09	SUBTOTAL	7,298					
TYPE R	SUBTOTAL	741,775	815,330	612,757	846,974	846,974	846,974
CHARACTER :10	PERSONAL SERVICE						
1000	SALARIES FULL-TIME	1,381,442	1,416,063	853,283	1,430,243	1,430,243	1,430,243
1500	SALARIES PART-TIME	34,582	57,133	20,705	57,000	57,000	57,000
1600	SALARIES TEMPORARY	46,011	17,290	34,470	40,000	17,290	17,290
1700	SALARIES OVERTIME	38,088	50,000	31,479	50,000	50,000	50,000
1900	SALARIES SHIFT DIFFERENTIAL		4,000		4,000	4,000	4,000
1910	OUT OF TITLE PAY	12,654	12,000	8,856	12,000	12,000	12,000
1940	OTHER PERSONNEL SERVICES	7,625	7,150	7,300	8,000	8,000	8,000
1960	DISCRETIONARY SALARY SAVINGS		-48,400				
CHARACTER 10	SUBTOTAL	1,520,402	1,515,236	956,093	1,601,243	1,578,533	1,578,533
CHARACTER :20	EQUIPMENT AND CAPITAL OUTLAY						
2230	MAINTENANCE EQUIPMENT	15,745					
CHARACTER 20	SUBTOTAL	15,745					

BROOME COUNTY GOVERNMENT
 REVENUE AND APPROPRIATION SUMMARY
 BY DEPARTMENT AND DIVISION

SUBFUND :101 GENERAL OPERATING
 DEPARTMENT:03 PUBLIC WORKS
 DIVISION :03 BUILDING AND GROUNDS

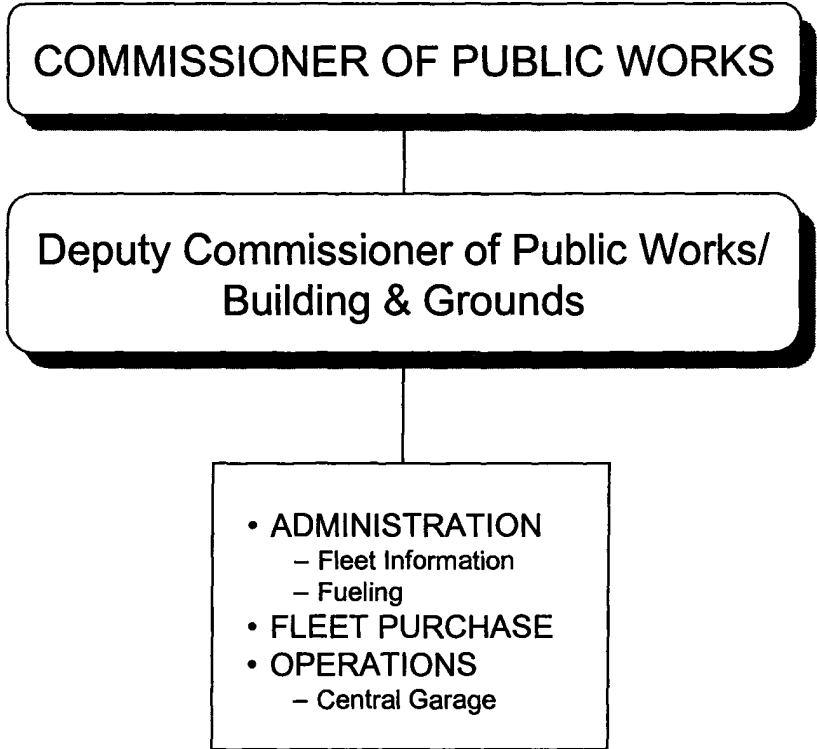
SUBJECT	SUBJECT TITLE	2004 YTD ACTUALS	2005 BUDGET	2005 YTD ACTUALS AS OF 8/31	2006 BUDGET REQUESTED	2006 BUDGET RECOMMENDED	2006 ADOPTED BUDGET
CHARACTER :40	CONTRACTUAL EXPENDITURES						
4311	BOOKS AND SUBSCRIPTIONS	3,860	800	169	800	800	800
4319	OFFICE SUPPLIES	4,021	5,500	1,631	7,700	7,700	7,700
4321	DPW BLDG SERVICE SUPPLIES	631					
4323	BLDG MAINTENANCE SUPPLIES	129,234	148,000	73,446	154,000	154,000	154,000
4326	FUEL AND HEATING SUPPLIES	359,353	429,000	265,309	473,800	450,456	450,456
4329	BLDG AND GROUNDS SUPPLIES	70,440	87,000	36,965	88,000	88,000	88,000
4341	MOTOR EQUIPMENT SUPPLIES	3,553	8,300	3,973	8,300	8,300	8,300
4342	PHOTOGRAPHIC SUPPLIES	264					
4346	TRAINING AND EDUCATIONAL SUPPLIES	314	2,000		2,000	2,000	2,000
4347	GAS OIL GREASE AND DIESEL FUEL	1,156	3,500	3,520	3,500	3,500	3,500
4348	TIRES AND TUBES			285			
4349	MISC OPERATIONAL SUPPLIES	8,174	20,000	10,593	24,000	24,000	24,000
4356	UNIFORMS	16,749	22,000	12,360	23,500	23,500	23,500
4358	SAFETY SUPPLIES	14,542	11,000	6,166	11,500	11,500	11,500
4359	COMPUTER SOFTWARE AND SUPPLIES	2,400	7,000	3,878	7,000	7,000	7,000
4411	POSTAGE AND FREIGHT	80	700	63	700	700	700
4418	DUES AND MEMBERSHIPS	50	100		100	100	100
4419	GENERAL OFFICE EXPENSES	248					
4421	DPW BUILDING SERVICE EXPENSES			149			
4423	BLDG GROUNDS AND EQUIP REPAIR	3,700	30,200	187	33,700	33,700	33,700
4425	WATER AND SEWAGE CHARGES	126,753	85,250	29,314	117,250	117,250	117,250
4426	HEATING AND AIR COND PLANT EXP	26,972	5,000		5,000	5,000	5,000
4427	ELECTRIC CURRENT	705,025	805,000	493,089	840,750	825,750	825,750
4429	BUILDING AND GROUNDS EXPENSES	226,893	345,000	121,077	310,000	300,000	300,000
4432	LAUNDRY AND DRY CLEANING EXPENSES	53					
4441	MOTOR EQUIP REPAIRS AND MAINT		800		500	500	500
4447	OPERATIONAL EQUIPMENT REPAIRS			233			
4448	ADVERTISING AND PROMOTION EXPENSES		400		400	400	400
4449	OTHER OPERATIONAL EXPENSES	126,663	65,000	57,643	90,000	90,000	90,000
4461	MILEAGE AND PARKING-LOCAL	350	400	28	400	400	400
4462	TRAVEL HOTEL AND MEALS	2,397	2,500	2,657	6,000	6,000	6,000
4463	EDUCATION AND TRAINING	31,833	6,500	3,144	13,000	8,000	8,000
4469	OTHER PERSONAL EXPENSES	1,531	1,000	964	1,000	1,000	1,000
4512	OUTSIDE RENTALS-MACHINERY	268	2,700		2,700	2,700	2,700
4518	COPYING MACHINE RENTALS			256			
4520	PROPERTY LOSS	5,416		11,769			
4523	INSURANCE CLAIMS	2,880		8,360			
4746	ENGINEERING AND ARCHITECTURAL SERV		10,000	1,842	10,000	10,000	10,000
4755	TAXES ON COUNTY PROPERTY	2,452	5,000	2,728	5,000	5,000	5,000
CHARACTER 40	SUBTOTAL	1,878,255	2,109,650	1,151,798	2,240,600	2,187,256	2,187,256

BROOME COUNTY GOVERNMENT
 REVENUE AND APPROPRIATION SUMMARY
 BY DEPARTMENT AND DIVISION

SUBFUND :101 GENERAL OPERATING
 DEPARTMENT:03 PUBLIC WORKS
 DIVISION :03 BUILDING AND GROUNDS

SUBJECT	SUBJECT TITLE	2004 YTD ACTUALS	2005 BUDGET	2005 YTD ACTUALS AS OF 8/31	2006 BUDGET REQUESTED	2006 BUDGET RECOMMENDED	2006 ADOPTED BUDGET
CHARACTER :41	CHARGEBACK EXPENSES						
4602	INSURANCE PREMIUM CHARGEBACK	164,109	41,000	18,170	105,979	105,979	105,979
4604	DPW SECURITY CHARGEBACKS	47,144	49,115	24,558	51,115	51,115	51,115
4605	COUNTY ATTORNEY CHARGEBACKS		500		500	500	500
4614	OTHER CHARGEBACK EXPENSES	2,986	3,500	978	3,500	3,500	3,500
4615	GASOLINE CHARGEBACK	20,423	18,000	9,829	24,000	24,000	24,000
4616	FLEET SERVICE CHARGEBACK	46,369	42,422	21,211	42,000	42,000	42,000
4619	BUILDING SERVICE CHARGEBACK	33,108	40,000	22,690	50,000	50,000	50,000
4626	TRANSPORTATION SERVICES CHARGEBACKS				26,000	26,000	26,000
CHARACTER 41	SUBTOTAL	314,139	194,537	97,436	303,094	303,094	303,094
CHARACTER :80	EMPLOYEE BENEFITS						
8010	STATE RETIREMENT	174,646	186,783	91,900	230,742	230,742	230,742
8030	SOCIAL SECURITY	113,899	119,789	71,086	121,855	121,855	121,855
8040	WORKERS COMPENSATION	45,493	46,000	23,358	47,380	47,380	47,380
8050	LIFE INSURANCE	782	1,104	533	1,104	1,104	1,104
8060	HEALTH INSURANCE	417,482	454,259	293,140	477,868	477,868	477,868
8063	DISABILITY INSURANCE	129					
8070	UNEMPLOYMENT INSURANCE	1,485					
CHARACTER 80	SUBTOTAL	753,916	807,935	480,017	878,949	878,949	878,949
TYPE X	SUBTOTAL	4,482,457	4,627,358	2,685,344	5,023,886	4,947,832	4,947,832
DIVISION 03	SUBTOTAL	-3,740,682	-3,812,028	-2,072,587	-4,176,912	-4,100,858	-4,100,858

FLEET MANAGEMENT



PUBLIC WORKS - 03 (Fund 250)

Fleet Management - 12

MISSION STATEMENT

The Fleet Management division's mission to provide and maintain a fleet of vehicles that will meet the needs of the individual departments with safety, efficiency and ease of operation.

DESCRIPTION

We maintain the fleet vehicles from purchase to disposal. Vehicles are purchased according to State Contract prices; they are serviced and inspected for safety. Vehicles are disposed of when the vehicle has met its expected life span.

2006 OBJECTIVES

- To continue to provide service to vehicles at a cost per mile less than \$.31 per mile.
- To develop a newer more fuel-efficient fleet.
- To continue to purchase new vehicles to meet criteria on alternatively fueled vehicles.
- To reduce the incident ratio on repairs to vehicles.

03 0007 PUBLIC WORKS/Fleet Management

<u>Title of Position</u>	<u>Grade/Unit</u>	<u>2004 Actuals</u>	<u>As of Sept. 1, 2005 Current Authorized</u>	<u>2006 Requested</u>	<u>2006 Recommended</u>	<u>2006 Adopted</u>
Head Automotive Mechanic	17 CSEA	1	1	1	1	1
Automotive Mechanic	13 CSEA	<u>3</u>	<u>3</u>	<u>3</u>	<u>3</u>	<u>3</u>
Total Full-Time Positions		4	4	4	4	4
Total Part-Time Positions		0	0	0	0	0
TOTAL POSITIONS		4	4	4	4	4

BROOME COUNTY GOVERNMENT
 REVENUE AND APPROPRIATION SUMMARY
 BY DEPARTMENT AND DIVISION

SUBFUND :250 FLEET MANAGEMENT OPERATING
 DEPARTMENT:03 PUBLIC WORKS
 DIVISION :12 FLEET MANAGEMENT

SUBJECT	SUBJECT TITLE	2004 YTD ACTUALS	2005 BUDGET	2005 YTD ACTUALS AS OF 8/31	2006 BUDGET REQUESTED	2006 BUDGET RECOMMENDED	2006 ADOPTED BUDGET
CHARACTER :02	DEPARTMENTAL INCOME						
0030	CHARGES FOR USE OF COUNTY CAR		106,440				
0032	CHARGES FOR GAS	213,926	273,200	117,890	369,200	369,200	369,200
0127	OTHER CHARGES	11,839					
0514	CHARGEBACKS-MOTOR VEH SERVICE	592,524	441,095	208,252	754,684	754,684	754,684
0559	OTHER DEPARTMENTAL CHARGEBACK	8,449		53,164			
0637	BCC CHARGES	10,521	15,000	5,913	20,000	20,000	20,000
CHARACTER 02	SUBTOTAL	837,259	835,735	385,219	1,143,884	1,143,884	1,143,884
CHARACTER :03	USE OF MONEY AND PROPERTY						
0186	INTEREST AND EARNINGS	2,407	1,000	3,562	4,000	4,000	4,000
CHARACTER 03	SUBTOTAL	2,407	1,000	3,562	4,000	4,000	4,000
CHARACTER :06	SALE OF PROP & COMP FOR LOSS						
0213	SALE OF EQUIPMENT	1,486					
CHARACTER 06	SUBTOTAL	1,486					
CHARACTER :07	MISC/INTERFUND REVENUES						
0215	REFUNDS OF PRIOR YEARS EXPENDITURES	289					
0217	PREMIUM & ACCRUED INT ON OBLIGATION	2,580					
0229	TRANSFER FROM INSURANCE RESERVE	16,503		1,900			
0233	EARNINGS ON TEMPORARY INVESTMENTS	654					
CHARACTER 07	SUBTOTAL	20,026		1,900			
TYPE R	SUBTOTAL	861,178	836,735	390,681	1,147,884	1,147,884	1,147,884

BROOME COUNTY GOVERNMENT
REVENUE AND APPROPRIATION SUMMARY
BY DEPARTMENT AND DIVISION

SUBFUND :250 FLEET MANAGEMENT OPERATING
DEPARTMENT:03 PUBLIC WORKS
DIVISION :12 FLEET MANAGEMENT

SUBJECT	SUBJECT TITLE	2004 YTD ACTUALS	2005 BUDGET	2005 YTD ACTUALS AS OF 8/31	2006 BUDGET REQUESTED	2006 BUDGET RECOMMENDED	2006 ADOPTED BUDGET
CHARACTER :10 PERSONAL SERVICE							
1000	SALARIES FULL-TIME	157,657	160,242	78,744	160,540	160,540	160,540
1700	SALARIES OVERTIME	4,560	2,500	3,729	4,500	4,500	4,500
1910	OUT OF TITLE PAY	161	300	111	300	300	300
1940	OTHER PERSONNEL SERVICES	720	1,000	720	1,000	1,000	1,000
1950	SALARY ADJUSTMENTS						4,184
1960	DISCRETIONARY SALARY SAVINGS		-5,400		-5,400	-5,400	-5,400
CHARACTER 10 SUBTOTAL		163,098	158,642	83,304	160,940	160,940	165,124
CHARACTER :20 EQUIPMENT AND CAPITAL OUTLAY							
2230	MAINTENANCE EQUIPMENT		6,000		6,000	6,000	6,000
CHARACTER 20 SUBTOTAL			6,000		6,000	6,000	6,000
CHARACTER :40 CONTRACTUAL EXPENDITURES							
4311	BOOKS AND SUBSCRIPTIONS		200		200	200	200
4319	OFFICE SUPPLIES	340	1,500	327	2,600	2,600	2,600
4323	BLDG MAINTENANCE SUPPLIES		200		200	200	200
4329	BLDG AND GROUNDS SUPPLIES	246	200		200	200	200
4341	MOTOR EQUIPMENT SUPPLIES	73,938	72,000	54,976	80,000	80,000	80,000
4347	GAS OIL GREASE AND DIESEL FUEL	225,871	273,000	154,869	309,000	309,000	309,000
4348	TIRES AND TUBES	14,347	24,000	14,433	24,000	24,000	24,000
4349	MISC OPERATIONAL SUPPLIES	4,713	9,000	2,819	9,000	9,000	9,000
4356	UNIFORMS	1,197	1,200		1,200	1,200	1,200
4358	SAFETY SUPPLIES	5,590	1,000	272	1,000	1,000	1,000
4359	COMPUTER SOFTWARE AND SUPPLIES	3,163	3,000	1,033	3,000	3,000	3,000
4429	BUILDING AND GROUNDS EXPENSES	3,357	5,000	2,005	5,000	5,000	5,000
4441	MOTOR EQUIP REPAIRS AND MAINT	3,922	12,000	9,849	14,000	14,000	14,000
4449	OTHER OPERATIONAL EXPENSES	6,312	10,000	6,181	10,000	10,000	10,000
4462	TRAVEL HOTEL AND MEALS		500	1,196	2,000	1,000	1,000
4463	EDUCATION AND TRAINING		500		2,000	1,000	1,000
4520	PROPERTY LOSS				2,000	2,000	2,000
4768	LOSS ON DISPOSITION OF ASSETS	350					
CHARACTER 40 SUBTOTAL		343,346	413,300	247,960	465,400	463,400	463,400

BROOME COUNTY GOVERNMENT
 REVENUE AND APPROPRIATION SUMMARY
 BY DEPARTMENT AND DIVISION

SUBFUND :250 FLEET MANAGEMENT OPERATING
 DEPARTMENT:03 PUBLIC WORKS
 DIVISION :12 FLEET MANAGEMENT

SUBJECT	SUBJECT TITLE	2004 YTD ACTUALS	2005 BUDGET	2005 YTD ACTUALS AS OF 8/31	2006 BUDGET REQUESTED	2006 BUDGET RECOMMENDED	2006 ADOPTED BUDGET
CHARACTER :41 CHARGEBACK EXPENSES							
4601	INDIRECT COSTS	28,519	24,000		29,000	24,000	24,000
4602	INSURANCE PREMIUM CHARGEBACK	1,798	2,000	829	1,343	1,343	1,343
4615	GASOLINE CHARGEBACK	1,777		1,713	2,600	2,600	2,600
4616	FLEET SERVICE CHARGEBACK	1,923		7,713	15,000	15,000	15,000
4626	TRANSPORTATION SERVICES CHARGEBACKS			2,655	5,309	5,309	5,309
CHARACTER 41 SUBTOTAL		34,017	26,000	12,910	53,252	48,252	48,252
CHARACTER :42 DEPRECIATION							
4804	DEPRECIATION - MOTOR VEHICLES	274,502					
CHARACTER 42 SUBTOTAL		274,502					
CHARACTER :60 PRINCIPAL ON INDEBTEDNESS							
6000	PRINCIPAL ON SERIAL BONDS				41,378	41,378	41,378
6001	PRINCIPAL ON BANS		100,000				
CHARACTER 60 SUBTOTAL			100,000		41,378	41,378	41,378
CHARACTER :70 INTEREST ON INDEBTEDNESS							
7000	INTEREST ON SERIAL BONDS				49,095	49,095	49,095
7001	INTEREST ON BANS	4,175	6,000	1,825			
CHARACTER 70 SUBTOTAL		4,175	6,000	1,825	49,095	49,095	49,095

BROOME COUNTY GOVERNMENT
 REVENUE AND APPROPRIATION SUMMARY
 BY DEPARTMENT AND DIVISION

SUBFUND :250 FLEET MANAGEMENT OPERATING
 DEPARTMENT:03 PUBLIC WORKS
 DIVISION :12 FLEET MANAGEMENT

SUBJECT	SUBJECT TITLE	2004 YTD ACTUALS	2005 BUDGET	2005 YTD ACTUALS AS OF 8/31	2006 BUDGET REQUESTED	2006 BUDGET RECOMMENDED	2006 ADOPTED BUDGET
CHARACTER :80	EMPLOYEE BENEFITS						
8010	STATE RETIREMENT	16,126	18,911	9,962	25,417	25,417	21,233
8030	SOCIAL SECURITY	12,205	12,581	6,196	12,625	12,625	12,625
8040	WORKERS COMPENSATION	1,824	2,000	755	2,060	2,060	2,060
8050	LIFE INSURANCE	77	96	51	96	96	96
8060	HEALTH INSURANCE	31,889	32,630	22,166	36,168	36,168	36,168
8063	DISABILITY INSURANCE	516	480	317	480	480	480
CHARACTER 80 SUBTOTAL		62,637	66,698	39,447	76,846	76,846	72,662
CHARACTER :90	TRANSFERS						
9006	TRANSFER TO ENTERPRISE FUND	240					
CHARACTER 90 SUBTOTAL		240					
TYPE X SUBTOTAL		882,015	776,640	385,446	852,911	845,911	845,911
DIVISION 12 SUBTOTAL		-20,837	60,095	5,235	294,973	301,973	301,973
DEPARTMENT 03 SUBTOTAL		-20,837	60,095	5,235	294,973	301,973	301,973
SUBFUND 250 SUBTOTAL		-20,837	60,095	5,235	294,973	301,973	301,973

PURCHASING

DIRECTOR

- PROCUREMENT
- BOARD OF ACQUISITION AND CONTRACT SUPPORT
- LETTER CONTRACTS
- MULTI-MUNICIPAL CONTRACT DEVELOPMENT
- ANNUAL AUCTION

PURCHASING - 81**MISSION STATEMENT**

To provide quality service through effective teamwork and communication with County Departments, Political Subdivisions, State Agencies and vendors in a commitment to obtain the desired goods and services at the lowest possible cost in a professional, ethical, responsive and timely manner and in accordance with all County and State Municipal Laws.

DESCRIPTION

The Division of Purchasing is responsible, in whole or part for:

- The cost-efficient procurement of over twenty million dollars worth of supplies, materials, equipment and services for Broome County Government.
- Processing of Letter Contracts and all Board of Acquisition and Contract (BAC) requests, processing almost 5,750 purchase orders.
- Supervision of the Procurement Card Program; Copy Machine Lease & Maintenance Programs.
- General Contract Administration including issuance of Notices of Default.
- Being the lead agency for the fax & typewriter maintenance contracts, Federal surplus program, janitorial supplies and natural gas contracts.
- Supervision and implementation of the competitive bidding process
 - Review and/or preparation of specifications
 - Establishment of standards
 - Publication of Legal Notices
- Supplier relations, department relations, personnel training and reporting.
- The relocation, scrapping or selling of obsolete or surplus equipment and vehicles through the bidding process or annual

auction (open to the Political subdivisions) which generates revenue for all participants.

Although not mandated, the Division of Purchasing allows the Political Subdivisions to participate in purchase contracts. There are currently forty two (42) contracts open for their participation. Providing these contracts has eliminated wasteful bidding or shopping, duplication of time, effort, administration costs, advertising expenses, etc. and has resulted in lower prices generated by the combined larger volume.

The Division of Purchasing provides these contracts at no cost to the Political Subdivisions. However, there are considerable County costs associated with this service: personnel, printing, copier, office supplies, telephone and postage.

2006 OBJECTIVES

- Continue to update bid specifications. The boiler plate for all bids has been changed to read that the contract MAY be renewed with a CPI (Consumer Price Index) increase. In the past this increase was automatic without any attempt to hold the pricing for another term. This will result in a savings for the participating departments.
- The Division of Purchasing has changed the specifications to allow bidding of equal products. The criteria were “meets, does not meet, exceeds” and now we have allowances for a yes or no answer with room for an explanation. This will encourage competition.
- Continue to work with Information Technology in developing a plain paper purchase order system. This will decrease input time, costs and storage and increase efficiency and accuracy.
- Continue to work towards the placement of bids and bid results on the County’s website. This should increase the exposure of solicitations for prospective bidders and decrease the number of inquiries by phone.

- Continue to promote the usage of the procurement card within Broome County departments. This will reduce the number of small dollar amount purchase orders and the use of petty cash.
- Continue to work with the Broome County Purchasing Council; sharing cost saving ideas and information, new laws and regulations, and the expansion of contracts open to the Political Subdivisions.
- Continue efforts to expand the Annual Auction to include even more Towns, Villages and County Departments.
- Continue and expand on-site purchasing seminars for all departments. This has proven very beneficial not only to educate the employees that generate the paperwork but as a great tool for promoting Purchasing as “user friendly” by creating dialog between the departments.

81 0010 PURCHASING

<u>Title of Position</u>	<u>Grade/Unit</u>	<u>2004 Actuals</u>	<u>As of Sept. 1, 2005 Current Authorized</u>	<u>2006 Requested</u>	<u>2006 Recommended</u>	<u>2006 Adopted</u>
Purchasing Agent	20 BAPA	0	1	1	1	1
Senior Buyer	15 BAPA	1	1	1	1	1
Buyer	14 CSEA	1	1	1	1	1
Secretary	13 CSEA	<u>1</u>	<u>1</u>	<u>1</u>	<u>1</u>	<u>1</u>
Total Full-Time Positions		3	4	4	4	4
Total Part-Time Positions		0	0	0	0	0
TOTAL POSITIONS		3	4	4	4	4

BROOME COUNTY GOVERNMENT
 REVENUE AND APPROPRIATION SUMMARY
 BY DEPARTMENT

SUBFUND :101 GENERAL OPERATING
 DEPARTMENT:81 PURCHASING

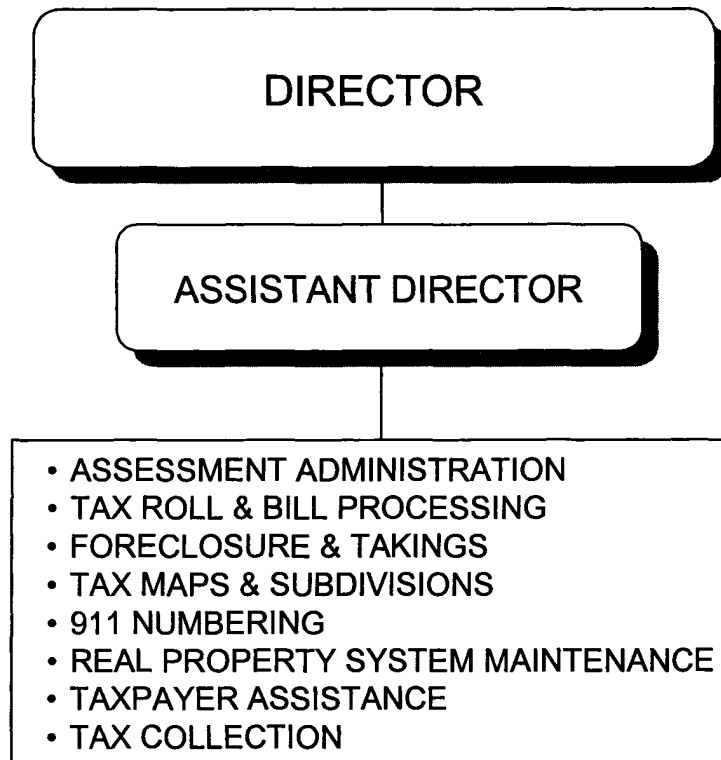
SUBJECT	SUBJECT TITLE	2004 YTD ACTUALS	2005 BUDGET	2005 YTD ACTUAL THRU 8/31	2006 BUDGET REQUESTED	2006 BUDGET RECOMMENDED	2006 ADOPTED BUDGET
CHARACTER :05 FINES AND FORFEITURES							
0204	FORFEITURE OF DEPOSITS	700	1,250	1,240	1,250	1,250	1,250
CHARACTER 05 SUBTOTAL		700	1,250	1,240	1,250	1,250	1,250
TYPE R SUBTOTAL		700	1,250	1,240	1,250	1,250	1,250
CHARACTER :10 PERSONAL SERVICE							
1000	SALARIES FULL-TIME	202,215	170,109	72,512	145,291	145,291	145,291
1600	SALARIES TEMPORARY	11,334	13,014	18,326	13,014	13,014	13,014
1960	DISCRETIONARY SALARY SAVINGS		-5,700				
CHARACTER 10 SUBTOTAL		213,549	177,423	90,838	158,305	158,305	158,305
CHARACTER :40 CONTRACTUAL EXPENDITURES							
4311	BOOKS AND SUBSCRIPTIONS	107	20	17	20	20	20
4319	OFFICE SUPPLIES	4,237	2,882	1,494	2,882	2,882	2,882
4347	GAS OIL GREASE AND DIESEL FUEL			15	15	15	15
4359	COMPUTER SOFTWARE AND SUPPLIES	791					
4418	DUES AND MEMBERSHIPS	177	150	100	150	150	150
4419	GENERAL OFFICE EXPENSES	270	302	323	302	302	302
4448	ADVERTISING AND PROMOTION EXPENSES	1,892	2,625	1,513	2,625	2,625	2,625
4449	OTHER OPERATIONAL EXPENSES	337		50			
4462	TRAVEL HOTEL AND MEALS	83	600	322	585	585	585
4463	EDUCATION AND TRAINING	45	500	500	500	500	500
4518	COPYING MACHINE RENTALS	578	1,900	1,229	1,900	1,900	1,900
CHARACTER 40 SUBTOTAL		8,517	8,979	5,563	8,979	8,979	8,979

BROOME COUNTY GOVERNMENT
REVENUE AND APPROPRIATION SUMMARY
BY DEPARTMENT

SUBFUND :101 GENERAL OPERATING
DEPARTMENT:81 PURCHASING

SUBJECT	SUBJECT TITLE	2004 YTD ACTUALS	2005 BUDGET	2005 YTD ACTUAL THRU 8/31	2006 BUDGET REQUESTED	2006 BUDGET RECOMMENDED	2006 ADOPTED BUDGET
CHARACTER :41	CHARGEBACK EXPENSES						
4602	INSURANCE PREMIUM CHARGEBACK	251	300	122	203	203	203
CHARACTER 41	SUBTOTAL	251	300	122	203	203	203
CHARACTER :60	PRINCIPAL ON INDEBTEDNESS						
6008	PRINCIPAL ON CAPITAL LEASE	915					
CHARACTER 60	SUBTOTAL	915					
CHARACTER :70	INTEREST ON INDEBTEDNESS						
7005	INTEREST ON CAPITAL LEASE	197					
CHARACTER 70	SUBTOTAL	197					
CHARACTER :80	EMPLOYEE BENEFITS						
8010	STATE RETIREMENT	19,618	19,563	6,429	22,375	22,375	22,375
8030	SOCIAL SECURITY	15,873	14,022	4,738	12,152	12,152	12,152
8040	WORKERS COMPENSATION	1,219	2,000		1,524	1,524	1,524
8050	LIFE INSURANCE	77	96	48	96	96	96
8060	HEALTH INSURANCE	60,199	62,084	40,191	68,131	68,131	68,131
8063	DISABILITY INSURANCE	258	240	144	240	240	240
CHARACTER 80	SUBTOTAL	97,244	98,005	51,550	104,518	104,518	104,518
TYPE X	SUBTOTAL	320,673	284,707	148,073	272,005	272,005	272,005
DEPARTMENT 81	SUBTOTAL	-319,973	-283,457	-146,833	-270,755	-270,755	-270,755

REAL PROPERTY TAX SERVICE



REAL PROPERTY TAX SERVICES - 63

MISSION STATEMENT

Real Property Tax Agency is mandated by State Real Property Tax Law, Section 1530, and is primarily responsible for coordination of assessment administration in the towns, villages and city. Under the Broome County Charter the agency also has tax enforcement and property recording duties. The agency operates with authority under the New York State Real Property Tax Laws and County Charter. Additionally, Section 1184 establishes procedures to collect back taxes through an installment program, which this department administers. The Town of Union, Dickinson and the Town of Conklin taxes are collected by this department.

DESCRIPTION

Assessment Administration - includes the production of assessor field books, tentative and final assessment rolls, annual assessors reports, annual exemption reports, computation of utility, special franchise, state land and railroad assessments for 16 Towns and 3 Villages, maintenance of ownership records, assessors training and support, Board of Assessment review training, and tax error investigations for 24 County municipalities.

Tax Roll and Bill Processing – includes tax corrections and refunds, special district relievis, tax roll balancing, collector input, tax rolls and bills for 16 Towns, 6 Villages and 20 School Districts, and Special District benefit rolls (450 Special Districts).

Foreclosure – includes title searching, legal notices, mailings, court appearances, financing accounting, property inspections, tax sale auctions, plus other enforcement duties, dealing, on average, with 700 properties per year.

Taxpayer Assistance – includes helping taxpayers with problems with assessments, correcting errors in property tax bills, problems with tax maps, problems with tax foreclosures as well as answering general assessment administration questions.

Tax Map - includes map changes by deeds including splits, combinations, filing of subdivisions, error investigations, corrections, issuing of maps to 16 Towns, 7 Villages, etc., sales of maps to public.

County Takings-Social Services Support – includes title searches, preparation of legal papers, vouchers, tax searches, appraisals, court appearances, and record follow-up.

Tax Collection and Investment – includes collecting, posting, balancing daily deposits and investment of collections plus dealing with tax payer and escrow companies' problems and reconciliation of tax warrants.

Installment Program – includes the necessary research, implementation, collections, record keeping and statistical analysis to administrate over 250 agreements and also dealing with the public both those in the program and taxpayers wanting to enter an agreement.

Property Management – includes collection of rents, repairs to maintain the present condition of the property and deal with tenant issues.

2006 OBJECTIVES

- The scanned deed sheets, tax receipts and the assessment information will all be available to the public on computers in the department.
- Continue to try and consolidate tax collection. Wherein the County will act as a collecting agent for the towns.

- The continued availability of the assessors to incorporate pictures into the assessment files.

The incorporation of the County Clerk's system into this department's available public information and RPS system.

2006 BUDGET HIGHLIGHTS

- The County will be on line as far as the information available to the public to access through a kiosk system.
- Work will continue with the assessor's to provide more reports, files, information etc, which we which we can provide with the Version4 state system.

Now that the number of years allowed to pay taxes has been reduced 2006 will be the last year in which we will have two auctions

63 0004 REAL PROPERTY TAX SERVICES

<u>Title of Position</u>	<u>Grade/Unit</u>	<u>2004 Actuals</u>	<u>As of Sept. 1, 2005 Current Authorized</u>	<u>2006 Requested</u>	<u>2006 Recommended</u>	<u>2006 Adopted</u>
Director of Real Property Tax Svcs III	H Admin	1	1	1	1	1
Assistant Director of Real Property Tax Svcs (40)	20 Admin	1	1	1	1	1
County Receiver of Taxes (40)	19 BAPA	1	1	1	1	1
Tax Map Technician (40)	18 CSEA	1	1	1	1	1
Real Property Appraiser (40)	18 CSEA	2	2	2	2	2
Real Property Tax Services Specialist (40)	16 CSEA	1	1	1	1	1
Title Searcher/Trainee (40)	10/8 CSEA	1	1	1	1	1
Keyboard Specialist (40)	8 CSEA	<u>1</u>	<u>1</u>	<u>1</u>	<u>1</u>	<u>1</u>
Total Full-Time Positions		9	9	9	9	9
Total Part-Time Positions		0	0	0	0	0
TOTAL POSITIONS		9	9	9	9	9

BROOME COUNTY GOVERNMENT
 REVENUE AND APPROPRIATION SUMMARY
 BY DEPARTMENT

SUBFUND :101 GENERAL OPERATING
 DEPARTMENT:63 REAL PROPERTY TAX SERVICES

SUBJECT	SUBJECT TITLE	2004 YTD ACTUALS	2005 BUDGET	2005 YTD ACTUAL THRU 8/31	2006 BUDGET REQUESTED	2006 BUDGET RECOMMENDED	2006 ADOPTED BUDGET
CHARACTER :01 TAX ITEMS							
0002	GAIN FROM SALE-TAX ACQ PROPERTY	459,830	375,000	-876	325,000	325,000	325,000
0004	INTEREST & PENAL-REAL PROP TAX						
CHARACTER 01 SUBTOTAL		459,830	375,000	-876	325,000	325,000	325,000
CHARACTER :02 DEPARTMENTAL INCOME							
0027	MISCELLANEOUS	7,191	5,000	3,498	5,000	5,000	5,000
0175	DATA PROCESSING TAX SERVICES	97,939	99,000	42,423	99,000	99,000	99,000
0627	TITLE SEARCH FEES	178,772	150,000	181,369	200,250	200,250	200,250
CHARACTER 02 SUBTOTAL		283,902	254,000	227,290	304,250	304,250	304,250
CHARACTER :03 USE OF MONEY AND PROPERTY							
0187	RENTAL OF REAL PROPERTY INDIVIDUALS	1,108	2,000	4,549	3,250	3,250	3,250
CHARACTER 03 SUBTOTAL		1,108	2,000	4,549	3,250	3,250	3,250
CHARACTER :05 FINES AND FORFEITURES							
0204	FORFEITURE OF DEPOSITS		3,000	6,975	1,500	1,500	1,500
CHARACTER 05 SUBTOTAL			3,000	6,975	1,500	1,500	1,500

BROOME COUNTY GOVERNMENT
REVENUE AND APPROPRIATION SUMMARY
BY DEPARTMENT

SUBFUND :101 GENERAL OPERATING
DEPARTMENT:63 REAL PROPERTY TAX SERVICES

SUBJECT	SUBJECT TITLE	2004 YTD ACTUALS	2005 BUDGET	2005 YTD ACTUAL THRU 8/31	2006 BUDGET REQUESTED	2006 BUDGET RECOMMENDED	2006 ADOPTED BUDGET
CHARACTER :06 SALE OF PROP & COMP FOR LOSS							
0209	MINOR SALES TAX MAPS	14,217	10,000	7,526	8,000	8,000	8,000
0212	SALES OF REAL PROPERTY		1,000				
CHARACTER 06 SUBTOTAL		14,217	11,000	7,526	8,000	8,000	8,000
CHARACTER :08 STATE AID							
0243	PROPERTY TAX ADMINISTRATION	14,352	10,000	1,331	13,000	13,000	13,000
CHARACTER 08 SUBTOTAL		14,352	10,000	1,331	13,000	13,000	13,000
TYPE R SUBTOTAL		773,409	655,000	246,795	655,000	655,000	655,000
CHARACTER :10 PERSONAL SERVICE							
1000	SALARIES FULL-TIME	386,669	395,443	242,279	404,790	404,790	404,790
1600	SALARIES TEMPORARY	49,899	66,383	39,907	66,000	66,000	66,000
1700	SALARIES OVERTIME	1,848	2,407	2,280	2,400	2,400	2,400
1960	DISCRETIONARY SALARY SAVINGS		-13,300				
CHARACTER 10 SUBTOTAL		438,416	450,933	284,466	473,190	473,190	473,190
CHARACTER :40 CONTRACTUAL EXPENDITURES							
4311	BOOKS AND SUBSCRIPTIONS	284	400	288	400	400	400
4319	OFFICE SUPPLIES	32,332	15,000	1,893	15,600	15,600	15,600
4329	BLDG AND GROUNDS SUPPLIES	6,764					
4342	PHOTOGRAPHIC SUPPLIES	720	2,000		2,000	2,000	2,000
4347	GAS OIL GREASE AND DIESEL FUEL	17					
4349	MISC OPERATIONAL SUPPLIES	2,220					
4359	COMPUTER SOFTWARE AND SUPPLIES	17,278	13,000	1,873	14,200	14,200	14,200
4411	POSTAGE AND FREIGHT	604	1,000	5	1,000	1,000	1,000
4418	DUES AND MEMBERSHIPS	340	500	350	500	500	500
4419	GENERAL OFFICE EXPENSES	60	13,000	5,788	15,000	15,000	15,000
4442	PHOTOGRAPHIC EXPENSES		1,000				
4448	ADVERTISING AND PROMOTION EXPENSES	5,473	11,000	4,331	11,000	11,000	11,000
4449	OTHER OPERATIONAL EXPENSES	20,540		1,787	3,900		
4461	MILEAGE AND PARKING-LOCAL	84	200	120	200	200	200
4462	TRAVEL HOTEL AND MEALS	750	1,500	124	1,500	1,500	1,500

BROOME COUNTY GOVERNMENT
 REVENUE AND APPROPRIATION SUMMARY
 BY DEPARTMENT

SUBFUND :101 GENERAL OPERATING
 DEPARTMENT:63 REAL PROPERTY TAX SERVICES

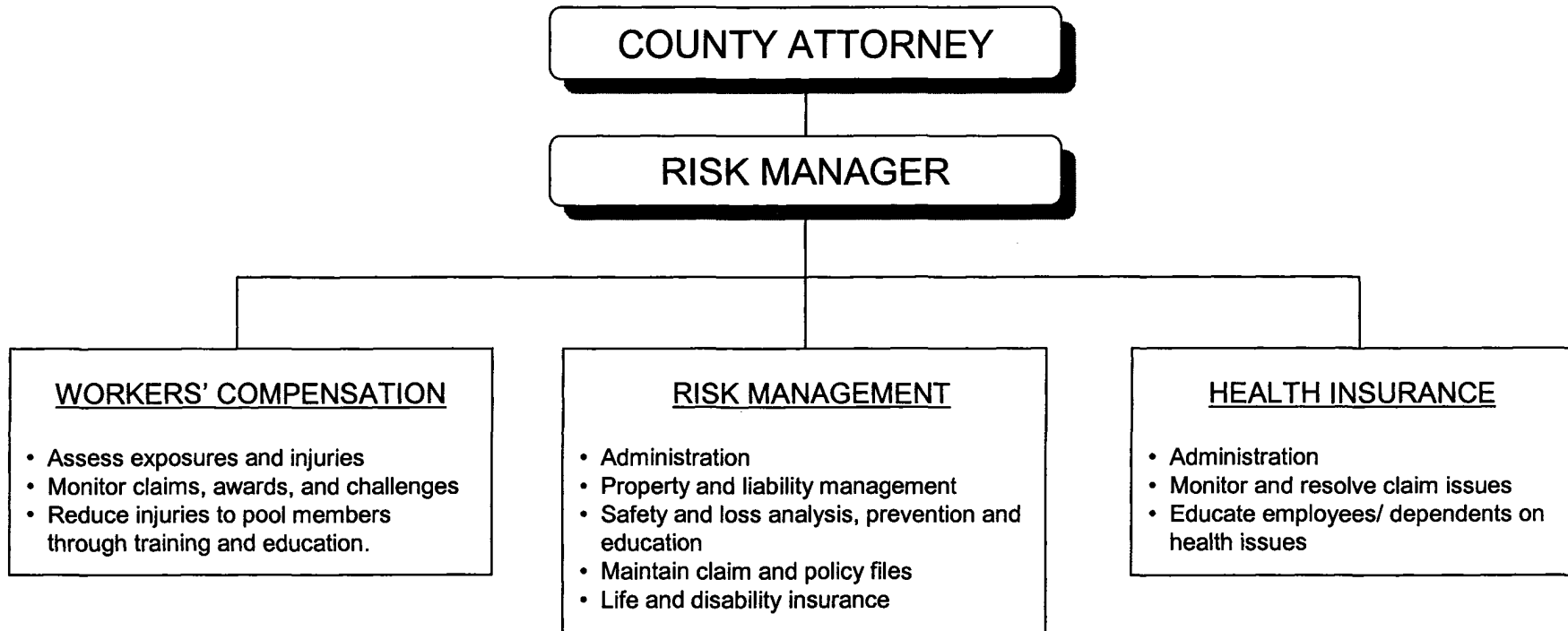
SUBJECT	SUBJECT TITLE	2004 YTD ACTUALS	2005 BUDGET	2005 YTD ACTUAL THRU 8/31	2006 BUDGET REQUESTED	2006 BUDGET RECOMMENDED	2006 ADOPTED BUDGET
CHARACTER :40 CONTRACTUAL EXPENDITURES							
4463	EDUCATION AND TRAINING	480	1,500		1,500	1,500	1,500
4513	SOFTWARE MAINTENANCE	5,425	6,000	6,100	6,900	6,900	6,900
4515	SOFTWARE RENTAL	13,150	15,000		15,000	15,000	15,000
4518	COPYING MACHINE RENTALS	528	2,700	1,799	2,700	2,700	2,700
4725	OTHER FINANCIAL SERVICES		4,000		4,000		
4736	LEGAL CHARGES AND FEES	500	1,000	500	1,000	1,000	1,000
4756	TAX ACQUIRED PROPERTY EXPENSES	4,741	18,000	9,963	18,000	18,000	18,000
CHARACTER 40 SUBTOTAL		112,290	106,800	34,921	114,400	106,500	106,500
CHARACTER :41 CHARGEBACK EXPENSES							
4602	INSURANCE PREMIUM CHARGEBACK	23,109	27,432	11,037	30,816	30,816	30,816
4615	GASOLINE CHARGEBACK	1,046	1,300	600	1,700	1,700	1,700
4616	FLEET SERVICE CHARGEBACK	1,600	1,928	964	1,928	1,928	1,928
4626	TRANSPORTATION SERVICES CHARGEBACKS	1,906					
CHARACTER 41 SUBTOTAL		27,661	30,660	12,601	34,444	34,444	34,444
CHARACTER :60 PRINCIPAL ON INDEBTEDNESS							
6008	PRINCIPAL ON CAPITAL LEASE	1,834					
CHARACTER 60 SUBTOTAL		1,834					

BROOME COUNTY GOVERNMENT
 REVENUE AND APPROPRIATION SUMMARY
 BY DEPARTMENT

SUBFUND :101 GENERAL OPERATING
 DEPARTMENT:63 REAL PROPERTY TAX SERVICES

SUBJECT SUBJECT TITLE	2004 YTD ACTUALS	2005 BUDGET	2005 YTD ACTUAL THRU 8/31	2006 BUDGET REQUESTED	2006 BUDGET RECOMMENDED	2006 ADOPTED BUDGET
CHARACTER :70 INTEREST ON INDEBTEDNESS						
7005 INTEREST ON CAPITAL LEASE	336					
CHARACTER 70 SUBTOTAL	336					
CHARACTER :80 EMPLOYEE BENEFITS						
8010 STATE RETIREMENT	50,656	54,922	24,113	62,608	62,608	62,608
8030 SOCIAL SECURITY	32,953	35,514	21,364	36,087	36,087	36,087
8040 WORKERS COMPENSATION	3,508	4,000	1,749	3,797	3,797	3,797
8050 LIFE INSURANCE	176	216	115	216	216	216
8060 HEALTH INSURANCE	114,621	123,097	81,531	135,181	135,181	135,181
8063 DISABILITY INSURANCE	779	720	521	720	720	720
CHARACTER 80 SUBTOTAL	202,693	218,469	129,393	238,609	238,609	238,609
TYPE X SUBTOTAL	783,230	806,862	461,381	860,643	852,743	852,743
DEPARTMENT 63 SUBTOTAL	-9,821	-151,862	-214,586	-205,643	-197,743	-197,743

RISK AND INSURANCE



RISK & INSURANCE - 05**Risk Management - 07****MISSION STATEMENT**

To maintain an effective program of identifying, controlling, and financing risks to the County.

DESCRIPTION

The Office of Risk and Insurance, as part of the Law Department, is responsible for: (1) risk identification through inspections and review of operations; (2) risk control through enforcement of code and regulatory requirements and recommendations for risk containment; (3) risk financing through commercial, funded, or unfunded programs; (4) transferring risk to vendors by requiring and reviewing vendor insurance; and (5) claim investigation to aid in claim denial, settlement, or defense.

The County has been self-insured since 1979 when it established a Risk Management Office by Local Law 16 of 1979.

2006 OBJECTIVES

- Reaffirm County commitment to reducing the total cost of risk through implementation of various strategies founded in the concepts of enterprise risk management.

2006 BUDGET HIGHLIGHTS

- Continuing budget with appropriate inflationary trends.

05 0088 RISK & INSURANCE/Risk Management

<u>Title of Position</u>	<u>Grade/Unit</u>	<u>2004 Actuals</u>	<u>As of Sept. 1, 2005 Current Authorized</u>	<u>2006 Requested</u>	<u>2006 Recommended</u>	<u>2006 Adopted</u>
Manager of Risk & Insurance	H Admin	1	1	1	1	1
Workers' Compensation Analyst	22 Admin	1	1	1	1	1
Claims Manager	22 Admin	1	1	1	1	1
Safety Specialist	22 Admin	1	1	1	1	1
Principal Account Clerk	14 Admin	1	1	1	1	1
Secretary	14 Admin	<u>1</u>	<u>1</u>	<u>1</u>	<u>1</u>	<u>1</u>
Total Full-Time Positions		6	6	6	6	6
Total Part-Time Positions		0	0	0	0	0
TOTAL POSITIONS		6	6	6	6	6

BROOME COUNTY GOVERNMENT
 REVENUE AND APPROPRIATION SUMMARY
 BY DEPARTMENT AND DIVISION

SUBFUND :254 INSURANCE RESERVE OPERATING
 DEPARTMENT:05 RISK AND INSURANCE
 DIVISION :07 RISK MANAGEMENT

SUBJECT	SUBJECT TITLE	2004 YTD ACTUALS	2005 BUDGET	2005 YTD ACTUALS AS OF 8/31	2006 BUDGET REQUESTED	2006 BUDGET RECOMMENDED	2006 ADOPTED BUDGET
CHARACTER :02 DEPARTMENTAL INCOME							
0021	WORKERS COMP ADMINISTRATION	167,854	182,557		182,428	182,428	182,428
0022	HEALTH CARE ADMINISTRATION	89,616	143,975		140,054	140,054	140,054
0035	INSURANCE CHARGEBACK	1,384,249	1,648,672	544,277	1,622,390	1,622,390	1,622,390
0170	COUNTY CONTRIBUTION	182,086	182,887	114,354	216,808	216,808	216,808
0171	ACTIVE EMPLOYEE CONTRIBUTION	246,120	239,659	147,635	455,098	455,098	455,098
0172	RETIREE CONTRIBUTION			-755			
0500	CASH/OVER SHORT	1					
0637	BCC CHARGES	102,305	35,000		127,155	127,155	127,155
CHARACTER 02 SUBTOTAL		2,172,231	2,432,750	805,511	2,743,933	2,743,933	2,743,933
CHARACTER :03 USE OF MONEY AND PROPERTY							
0186	INTEREST AND EARNINGS	22,442	18,000	21,780	20,000	20,000	20,000
CHARACTER 03 SUBTOTAL		22,442	18,000	21,780	20,000	20,000	20,000
CHARACTER :06 SALE OF PROP & COMP FOR LOSS							
0214	INSURANCE RECOVERIES	34,180	37,700	62,410	37,000	37,000	37,000
CHARACTER 06 SUBTOTAL		34,180	37,700	62,410	37,000	37,000	37,000

BROOME COUNTY GOVERNMENT
 REVENUE AND APPROPRIATION SUMMARY
 BY DEPARTMENT AND DIVISION

SUBFUND :254 INSURANCE RESERVE OPERATING
 DEPARTMENT:05 RISK AND INSURANCE
 DIVISION :07 RISK MANAGEMENT

SUBJECT	SUBJECT TITLE	2004 YTD ACTUALS	2005 BUDGET	2005 YTD ACTUALS AS OF 8/31	2006 BUDGET REQUESTED	2006 BUDGET RECOMMENDED	2006 ADOPTED BUDGET
CHARACTER :07 MISC/INTERFUND REVENUES							
0215	REFUNDS OF PRIOR YEARS EXPENDITURES	50		10,795			
0229	TRANSFER FROM INSURANCE RESERVE	341,854	487,300				
CHARACTER 07 SUBTOTAL		341,904	487,300	10,795			
TYPE R SUBTOTAL		2,570,757	2,975,750	900,496	2,800,933	2,800,933	2,800,933
CHARACTER :10 PERSONAL SERVICE							
1000	SALARIES FULL-TIME	262,494	289,401	155,144	285,514	285,514	285,514
1950	SALARY ADJUSTMENTS						7,423
CHARACTER 10 SUBTOTAL		262,494	289,401	155,144	285,514	285,514	292,937
CHARACTER :40 CONTRACTUAL EXPENDITURES							
4311	BOOKS AND SUBSCRIPTIONS	958	1,500	1,505	1,401	1,401	1,401
4319	OFFICE SUPPLIES	1,608	2,500	927	2,336	2,336	2,336
4346	TRAINING AND EDUCATIONAL SUPPLIES	23	2,000	525	1,869	1,869	1,869
4358	SAFETY SUPPLIES	1,944	7,500		7,007	7,007	7,007
4359	COMPUTER SOFTWARE AND SUPPLIES	531	1,500	350	1,401	1,401	1,401
4418	DUES AND MEMBERSHIPS	1,770	1,750		1,635	1,635	1,635
4419	GENERAL OFFICE EXPENSES	1,027	500	1,837	467	467	467
4462	TRAVEL HOTEL AND MEALS	1,112	1,500	968	1,401	1,401	1,401
4463	EDUCATION AND TRAINING	1,541	2,500	818	2,336	2,336	2,336
4520	PROPERTY LOSS	209,768	225,000	146,237	225,000	225,000	225,000
4521	INSURANCE PREMIUMS	324,987	500,000	36,088	500,000	500,000	500,000
4522	RESERVE FUND		491,000		730,979	730,979	730,979
4523	INSURANCE CLAIMS	216,226	300,000	50,872	300,000	300,000	300,000
4524	COMPENSATION CLAIMS	482,967	420,000	238,224	420,000	420,000	420,000
4525	MEDICAL CARE AND TREATMENT-COMP			1,046			
4703	LAB SERVICES	8,692	12,000	6,624	11,000	11,000	11,000
4743	CLAIMS ADMINISTRATION	34,167	34,800	26,100	34,800	34,800	34,800
4747	OTHER FEES FOR SERVICES	22,519	32,000	16,438	30,000	30,000	30,000
CHARACTER 40 SUBTOTAL		1,309,840	2,036,050	528,559	2,271,632	2,271,632	2,271,632

BROOME COUNTY GOVERNMENT
 REVENUE AND APPROPRIATION SUMMARY
 BY DEPARTMENT AND DIVISION

SUBFUND :254 INSURANCE RESERVE OPERATING
 DEPARTMENT:05 RISK AND INSURANCE
 DIVISION :07 RISK MANAGEMENT

SUBJECT	SUBJECT TITLE	2004 YTD ACTUALS	2005 BUDGET	2005 YTD ACTUALS AS OF 8/31	2006 BUDGET REQUESTED	2006 BUDGET RECOMMENDED	2006 ADOPTED BUDGET
CHARACTER :41	CHARGEBACK EXPENSES						
4601	INDIRECT COSTS	120,928	121,000		121,000	121,000	121,000
4602	INSURANCE PREMIUM CHARGEBACK	8,094		5,043	469	469	469
4615	GASOLINE CHARGEBACK	277	1,100	102	1,500	1,500	1,500
4616	FLEET SERVICE CHARGEBACK	2,812	1,928	964	1,928	1,928	1,928
		-----	-----	-----	-----	-----	-----
CHARACTER 41	SUBTOTAL	132,111	124,028	6,109	124,897	124,897	124,897
CHARACTER :42	DEPRECIATION						
4805	DEPRECIATION - MACHINERY & EQUIP	839					
		-----	-----	-----	-----	-----	-----
CHARACTER 42	SUBTOTAL	839					
CHARACTER :70	INTEREST ON INDEBTEDNESS						
7005	INTEREST ON CAPITAL LEASE	66					
		-----	-----	-----	-----	-----	-----
CHARACTER 70	SUBTOTAL	66					
CHARACTER :80	EMPLOYEE BENEFITS						
8010	STATE RETIREMENT	29,955	33,282	16,654	43,970	43,970	36,547
8030	SOCIAL SECURITY	18,892	22,129	11,302	21,842	21,842	21,842
8040	WORKERS COMPENSATION	1,943	2,000	1,062	2,060	2,060	2,060
8050	LIFE INSURANCE	115	144	77	144	144	144
8060	HEALTH INSURANCE	58,495	61,870	37,028	50,874	50,874	50,874
		-----	-----	-----	-----	-----	-----
CHARACTER 80	SUBTOTAL	109,400	119,425	66,123	118,890	118,890	111,467

BROOME COUNTY GOVERNMENT
 REVENUE AND APPROPRIATION SUMMARY
 BY DEPARTMENT AND DIVISION

SUBFUND :254 INSURANCE RESERVE OPERATING
 DEPARTMENT:05 RISK AND INSURANCE
 DIVISION :07 RISK MANAGEMENT

SUBJECT	SUBJECT TITLE	2004 YTD ACTUALS	2005 BUDGET	2005 YTD ACTUALS AS OF 8/31	2006 BUDGET REQUESTED	2006 BUDGET RECOMMENDED	2006 ADOPTED BUDGET
CHARACTER :90	TRANSFERS						
9006	TRANSFER TO ENTERPRISE FUND	961					
CHARACTER 90	SUBTOTAL	961					
TYPE X	SUBTOTAL	1,815,711	2,568,904	755,935	2,800,933	2,800,933	2,800,933
DIVISION 07	SUBTOTAL	755,046	406,846	144,561			
DEPARTMENT 05	SUBTOTAL	755,046	406,846	144,561			
SUBFUND 254	SUBTOTAL	755,046	406,846	144,561			

RISK & INSURANCE - 05**Health Insurance - 06****MISSION STATEMENT**

To maintain an effective program of identifying, controlling, and financing risks to the County.

DESCRIPTION

The Office of Risk And Insurance, As part of the Law Department, is responsible for: (1) risk identification through inspections and review of operations; (2) risk control through enforcement code and regulatory requirements and recommendations for risk containment; (3) risk financing through commercial, funded or unfunded programs; (4) transferring risk to vendors by requiring an reviewing vendor insurance and (5) claim investigation to aid in claim denial, settlement or defense. The County has been self-insured since 1979 when it established a Risk Management Office by Local Law 16 of 1979.

2006 OBJECTIVES

Reaffirm County commitment to reducing the total cost of risk through implementation of various strategies founded in the concepts of enterprise risk management.

2006 BUDGET HIGHLIGHTS

- Continuing budget with appropriate inflationary trends.

BROOME COUNTY GOVERNMENT
 REVENUE AND APPROPRIATION SUMMARY
 BY DEPARTMENT AND DIVISION

SUBFUND :252 HEALTH INSURANCE OPERATING
 DEPARTMENT:05 RISK AND INSURANCE
 DIVISION :06 HEALTH INSURANCE

SUBJECT	SUBJECT TITLE	2004 YTD ACTUALS	2005 BUDGET	2005 YTD ACTUALS AS OF 8/31	2006 BUDGET REQUESTED	2006 BUDGET RECOMMENDED	2006 ADOPTED BUDGET
CHARACTER :02 DEPARTMENTAL INCOME							
0027	MISCELLANEOUS	3,838		6,924			
0170	COUNTY CONTRIBUTION	17,012,900	17,727,461	12,049,409	19,302,710	19,302,710	19,302,710
0171	ACTIVE EMPLOYEE CONTRIBUTION	1,450,511	1,415,030	1,038,654	2,475,613	2,475,613	2,475,613
0172	RETIREE CONTRIBUTION	564,563	696,412	403,850	1,113,351	1,113,351	1,113,351
0173	SURVIVOR & VESTED CONTRIBUTION	243,253	170,935	157,373	346,166	346,166	346,166
0543	COBRA CONTRIBUTION	85,747	50,000	39,426	58,694	58,694	58,694
0637	BCC CHARGES	4,611,485	4,713,887	2,992,479	5,143,250	5,143,250	5,143,250
CHARACTER 02 SUBTOTAL		23,972,297	24,773,725	16,688,115	28,439,784	28,439,784	28,439,784
CHARACTER :03 USE OF MONEY AND PROPERTY							
0186	INTEREST AND EARNINGS	53,374	45,000	36,175	50,000	50,000	50,000
CHARACTER 03 SUBTOTAL		53,374	45,000	36,175	50,000	50,000	50,000
CHARACTER :07 MISC/INTERFUND REVENUES							
0215	REFUNDS OF PRIOR YEARS EXPENDITURES	19,425		15,959	261,000	261,000	261,000
CHARACTER 07 SUBTOTAL		19,425		15,959	261,000	261,000	261,000
TYPE R SUBTOTAL		24,045,096	24,818,725	16,740,249	28,750,784	28,750,784	28,750,784

BROOME COUNTY GOVERNMENT
 REVENUE AND APPROPRIATION SUMMARY
 BY DEPARTMENT AND DIVISION

SUBFUND :252 HEALTH INSURANCE OPERATING
 DEPARTMENT:05 RISK AND INSURANCE
 DIVISION :06 HEALTH INSURANCE

SUBJECT	SUBJECT TITLE	2004 YTD ACTUALS	2005 BUDGET	2005 YTD ACTUALS AS OF 8/31	2006 BUDGET REQUESTED	2006 BUDGET RECOMMENDED	2006 ADOPTED BUDGET
CHARACTER :40	CONTRACTUAL EXPENDITURES						
4311	BOOKS AND SUBSCRIPTIONS	109	9,000	109	7,500	1,000	1,000
4319	OFFICE SUPPLIES	999	1,000		1,000	1,000	1,000
4346	TRAINING AND EDUCATIONAL SUPPLIES		1,000		750	750	750
4412	TELEPHONE		600		300	300	300
4418	DUES AND MEMBERSHIPS		500		250	250	250
4419	GENERAL OFFICE EXPENSES	260					
4462	TRAVEL HOTEL AND MEALS		1,000		1,000	1,000	1,000
4463	EDUCATION AND TRAINING		1,200	259	1,000	1,000	1,000
4469	OTHER PERSONAL EXPENSES	1,188	2,000	792	1,200	1,200	1,200
4479	CASE ASSESSMENT	155,490	64,000	107,442	155,020	155,020	155,020
4527	PRESCRIPTION DRUGS	6,560,204	7,575,985	4,389,203	8,896,500	8,896,500	8,896,500
4528	MEDICAL CARE	5,301,151	5,400,475	4,063,903	5,647,987	5,647,987	5,647,987
4529	HOSPITAL CARE	7,743,586	7,537,034	5,294,578	8,024,216	8,024,216	8,024,216
4549	SERVICES TO PARTICIPANTS	4,494,176	3,648,204	3,021,602	4,911,573	4,911,573	4,911,573
4703	LAB SERVICES		3,000				
4704	MEDICARE CREDITS	262,487	285,000	167,882	246,074	246,074	246,074
4724	ACTUARY CONSULTANT	45,000	35,000	17,500	45,000	45,000	45,000
4725	OTHER FINANCIAL SERVICES	12,405	650	7,207	12,000	12,000	12,000
4743	CLAIMS ADMINISTRATION	553,904	550,800	372,534	555,000	555,000	555,000
4747	OTHER FEES FOR SERVICES	72,360	80,000	48,240	72,360	72,360	72,360
CHARACTER 40	SUBTOTAL	25,203,319	25,196,448	17,491,251	28,578,730	28,572,230	28,572,230
CHARACTER :41	CHARGEBACK EXPENSES						
4601	INDIRECT COSTS	32,000	32,000		32,000	32,000	32,000
4610	PERSONAL SERVICES CHARGEBACKS	134,707	143,975		140,054	140,054	140,054
CHARACTER 41	SUBTOTAL	166,707	175,975		172,054	172,054	172,054
TYPE X	SUBTOTAL	25,370,026	25,372,423	17,491,251	28,750,784	28,744,284	28,744,284
DIVISION 06	SUBTOTAL	-1,324,930	-553,698	-751,002		6,500	6,500
DEPARTMENT 05	SUBTOTAL	-1,324,930	-553,698	-751,002		6,500	6,500
SUBFUND 252	SUBTOTAL	-1,324,930	-553,698	-751,002		6,500	6,500

RISK & INSURANCE - 05
Workers' Compensation - 05

MISSION STATEMENT

To provide a professionally managed Workers' Compensation program for Broome County Government and participating municipalities in accordance with Local Laws 1-1956 & 10-1974.

DESCRIPTION

The Workers' Compensation fund provides claims administration, pays all Workers' Compensation indemnity and medical claims, as well as state assessments. The program processes claims for the County as well as 15 participating municipalities. Cost levied for the County and participating municipalities are levied by LL 8-1996.

It is accounted for as an Internal Service Fund and was established in 1956 by Local Law 1 of 1956.

2006 BUDGET HIGHLIGHTS

- Appropriations decrease

BROOME COUNTY GOVERNMENT
 REVENUE AND APPROPRIATION SUMMARY
 BY DEPARTMENT AND DIVISION

SUBFUND :253 WORKERS COMPENSATION OPERATING
 DEPARTMENT:05 RISK AND INSURANCE
 DIVISION :05 SELF-INSURANCE

SUBJECT	SUBJECT TITLE	2004 YTD ACTUALS	2005 BUDGET	2005 YTD ACTUALS AS OF 8/31	2006 BUDGET REQUESTED	2006 BUDGET RECOMMENDED	2006 ADOPTED BUDGET
CHARACTER :02 DEPARTMENTAL INCOME							
0021	WORKERS COMP ADMINISTRATION	29,130	3,000		8,200	8,200	8,200
0169	PARTICIPANTS ASSESSMENTS	981,239	994,221	994,221	1,015,488	1,015,488	1,015,488
0170	COUNTY CONTRIBUTION	1,862,678	1,832,010	744,752	2,098,290	1,919,209	1,919,209
0597	WORKERS COMPENSATION - OTHER GOVERN	48,863	15,000		41,000	41,000	41,000
0637	BCC CHARGES	174,729	168,546			179,081	179,081
CHARACTER 02 SUBTOTAL		3,096,639	3,012,777	1,738,973	3,162,978	3,162,978	3,162,978
CHARACTER :03 USE OF MONEY AND PROPERTY							
0186	INTEREST AND EARNINGS	24,700	17,000	28,230	35,000	35,000	35,000
CHARACTER 03 SUBTOTAL		24,700	17,000	28,230	35,000	35,000	35,000
CHARACTER :06 SALE OF PROP & COMP FOR LOSS							
0214	INSURANCE RECOVERIES		66,000			1,000	1,000
CHARACTER 06 SUBTOTAL			66,000			1,000	1,000
CHARACTER :07 MISC/INTERFUND REVENUES							
0215	REFUNDS OF PRIOR YEARS EXPENDITURES	116,973	50,000	169,185	90,000	115,000	115,000
CHARACTER 07 SUBTOTAL		116,973	50,000	169,185	90,000	115,000	115,000
TYPE R SUBTOTAL		3,238,312	3,145,777	1,936,388	3,287,978	3,313,978	3,313,978

BROOME COUNTY GOVERNMENT
 REVENUE AND APPROPRIATION SUMMARY
 BY DEPARTMENT AND DIVISION

SUBFUND :253 WORKERS COMPENSATION OPERATING
 DEPARTMENT:05 RISK AND INSURANCE
 DIVISION :05 SELF-INSURANCE

SUBJECT	SUBJECT TITLE	2004 YTD ACTUALS	2005 BUDGET	2005 YTD ACTUALS AS OF 8/31	2006 BUDGET REQUESTED	2006 BUDGET RECOMMENDED	2006 ADOPTED BUDGET
CHARACTER :40	CONTRACTUAL EXPENDITURES						
4311	BOOKS AND SUBSCRIPTIONS	19	500		250	250	250
4319	OFFICE SUPPLIES	496	500		500	500	500
4342	PHOTOGRAPHIC SUPPLIES		5,000		3,000	3,000	3,000
4346	TRAINING AND EDUCATIONAL SUPPLIES	174		76			
4349	MISC OPERATIONAL SUPPLIES		5,000		3,000	3,000	3,000
4358	SAFETY SUPPLIES		3,000		2,000	2,000	2,000
4359	COMPUTER SOFTWARE AND SUPPLIES		1,000		750	750	750
4411	POSTAGE AND FREIGHT		175		150	150	150
4418	DUES AND MEMBERSHIPS	50	250	105	150	150	150
4419	GENERAL OFFICE EXPENSES		1,000		500	500	500
4462	TRAVEL HOTEL AND MEALS	612	750	290	750	750	750
4463	EDUCATION AND TRAINING	50	750	70	500	500	500
4479	CASE ASSESSMENT	63,725	63,750	47,825	52,500	52,500	52,500
4521	INSURANCE PREMIUMS	195,729	210,000		210,000	210,000	210,000
4524	COMPENSATION CLAIMS	868,283	1,060,875	636,910	975,000	975,000	975,000
4525	MEDICAL CARE AND TREATMENT-COMP	589,080	971,250	348,789	725,000	725,000	725,000
4526	STATE WORKERS COMP ASSESSMENT	499,257	450,000	451,990	525,000	525,000	525,000
4530	SETTLEMENT PAYMENTS	309,193	225,000		225,000	225,000	225,000
4573	EAF/TANF	18,100					
4701	MEDICAL AND PHYSICAL EXAMS		1,000		1,000	1,000	1,000
4736	LEGAL CHARGES AND FEES	26,348	33,000	12,001	33,000	33,000	33,000
4743	CLAIMS ADMINISTRATION	100,000	100,000	75,000	105,000	105,000	105,000
4747	OTHER FEES FOR SERVICES		3,600		2,500	2,500	2,500
4753	JUDGEMENTS AND CLAIMS	153,762	200,000	114,880	175,000	175,000	175,000
CHARACTER 40	SUBTOTAL	2,824,878	3,336,400	1,687,936	3,040,550	3,040,550	3,040,550

BROOME COUNTY GOVERNMENT
 REVENUE AND APPROPRIATION SUMMARY
 BY DEPARTMENT AND DIVISION

SUBFUND :253 WORKERS COMPENSATION OPERATING
 DEPARTMENT:05 RISK AND INSURANCE
 DIVISION :05 SELF-INSURANCE

SUBJECT SUBJECT TITLE	2004 YTD ACTUALS	2005 BUDGET	2005 YTD ACTUALS AS OF 8/31	2006 BUDGET REQUESTED	2006 BUDGET RECOMMENDED	2006 ADOPTED BUDGET
CHARACTER :41 CHARGEBACK EXPENSES						
4601 INDIRECT COSTS	5,000	5,000		5,000	5,000	5,000
4604 DPW SECURITY CHARGEBACKS	45,000	45,000	22,500	45,000	45,000	45,000
4610 PERSONAL SERVICES CHARGEBACKS	167,854	179,389		182,428	182,428	182,428
4614 OTHER CHARGEBACK EXPENSES	9,874	16,422	5,122	15,000	15,000	15,000
CHARACTER 41 SUBTOTAL	227,728	245,811	27,622	247,428	247,428	247,428
TYPE X SUBTOTAL	3,052,606	3,582,211	1,715,558	3,287,978	3,287,978	3,287,978
DIVISION 05 SUBTOTAL	185,706	-436,434	220,830		26,000	26,000
DEPARTMENT 05 SUBTOTAL	185,706	-436,434	220,830		26,000	26,000
SUBFUND 253 SUBTOTAL	185,706	-436,434	220,830		26,000	26,000

PUBLIC SAFETY

<u>DEPARTMENT/DIVISION</u>	<u>PAGE</u>
Sheriff	
Law Enforcement	193
Corrections	202
Emergency Services	
Civil Defense	210
911—Emergency Services	218
Probation	
Probation	221
Pins	228
Security (DPW)	232
STOP-DWI	240

SHERIFF

SHERIFF
(ELECTED)

UNDERSHERIFF

LAW ENFORCEMENT

CIVIL

- Executive Orders
- Serve Legal Papers

CORRECTIONS

- Jail
- Photo Identification
- Pistol Permits
- Training

ADMINISTRATION

- Business
- D.A.R.E.
- Grants
- Community Policing

TRAINING

- Regional Police Academy
- Advanced & In-service

HIGHWAY PATROL

- Traffic
- Criminal
- Communications
- K-9
- Boat
- DWI
- S.R.T.

DETECTIVES

- General Investigations
- S.I.U.
- Serve Family Court
- Criminal Warrants

WARRANTS

- Serve Family Court
- Criminal Warrants

SHERIFF - 45**Law Enforcement – 10**

The Law Enforcement Division includes Administration, Highway Patrol, Training & Crime Prevention, Detectives Unit, Civil Section.

MISSION STATEMENT

The Office of the Sheriff, in order to meet its responsibilities to the public, establishes the following as a statement of commitment. It is the mission of the Office of the Sheriff to:

- Enforce, fairly and impartially, all duly constituted laws of the State of New York and the County of Broome.
- Investigate, identify, apprehend and assist in the prosecution of offenders using modern police methods and technologies.
- Respond quickly, efficiently and professionally to all reported crimes, emergencies, disasters and any other situation required by the public.
- Securely, safely and humanely keep all prisoners committed to the custody of the Sheriff, and to offer those offenders opportunities for self-improvement.
- Offer all employees the ability to improve their performance and experience through professional training while providing the public opportunities of involvement and education.
- Promulgate a safe work environment within the confines of the nature of the work.
- Cooperate with surrounding police and correctional agencies in training and enforcement in order to create an improved criminal justice system.
- Cooperate with all county agencies to improve the County and community while providing services at a cost-effective level.

DESCRIPTION

The Administration Division enforces Broome County's policies and procedures governing intake and distribution of funds on behalf of the Sheriff's Office and all purchasing operations for the department as well as Workers' Compensation claims. Inmate and commissary records are kept in balance according to bookkeeping rules and regulations.

The Highway Patrol Division is responsible 24 hours a day for patrolling 350 miles of county roads, 1008 miles of state highways and 927 miles of town roads. Patrol is the primary law enforcement for 48% of the residents of Broome County. It serves as the primary backup for five municipal agencies within Broome County.

The Detective Division (450056) is responsible for the investigation of crimes as well as matters that cannot be effectively investigated by the Patrol Division members due to their complexity. It is responsible for initiation of investigations pertaining to narcotics trafficking and vice related crimes. Detectives interview suspects, witnesses and informants with the objective of developing information on reported or suspected criminal activity. Detectives are also responsible for the preparation and submission of case reports for prosecution. Detectives work closely with the Broome County District Attorney's Office as well as local, state and federal agencies to solve crimes and apprehend offenders. The division is also responsible for the management and execution of arrest warrants issued by Broome County Supreme Court, Family Court, and local criminal courts throughout the county and the extradition of prisoners from other states.

The Training & Crime Prevention Division – The Training Academy provides for all State mandated and in-service training within the Broome County Sheriff's Office. The Academy also serves as the central training point for Zone 6, which encompasses (40) police

agencies in a seven (7) county region. Training conducted at the Academy includes: firearms, defensive tactics, instructor development, breath test operator, radar operator, supervisor school, basic corrections and recruit schools, in-service schools and seminars on numerous topics. The Academy is dedicated to maintaining the highest level of training available to the law enforcement officers that serve our community.

The Civil Division is mandated to serve and execute all decisions handed down by the courts. Included but not limited to sheriff sales, income and property executions and orders of seizures. Servers all types of civil process, family court orders and civil arrests including, temporary orders of protection and personal services. Maintains records for the courts.

2006 OBJECTIVES

Administration

- Maintain current services.

Highway Patrol

- Continue providing effective Law Enforcement services to the residents of Broome County.

Detective

- Replace 3 detective vehicles.
- Purchase the VeriPic Photo calibration Module

Training & Crime Prevention

- Maintain current training requirements for the Office of Public Safety.
- Provide continued support to Crime Prevention Programs.
- Maintain training requirements and explore new law enforcement initiatives to reduce liability to the county. Continue work in the area of terrorism planning and prevention.

Civil

- Serve all types of civil process, family court orders and civil arrests.
- Maintain records for courts.
- Grade increase for civil deputies.

2006 BUDGET HIGHLIGHTS

- Maintain current services.

Administration (450015)

- **Maintain current level of service**

Highway Patrol (450049)

- Requested creation of (4) FT Deputy Sheriff positions for road patrol.
- Requested replacement of (5) Crown Victoria patrol cars, (1) Ford Explorer and (1) Chevrolet Tahoe.

Training & Crime Prevention (450064)

- Continue to upgrade training equipment, maintain current training levels of specialized personnel. Increase terrorism training for all personnel.

Detectives Unit (450056) -

- Requested replacement of (3) detective vehicles.
- Purchase the VeriPic Photo Calibration Module.

Civil Division (450072) -

- Requested grade increase for (2) FT Civil Deputy positions.

45 0015 SHERIFF/Law Enforcement

0049

0056

0072

0064

<u>Title of Position</u>	<u>Grade/Unit</u>	<u>2004 Actuals</u>	<u>As of Sept. 1, 2005 Current Authorized</u>	<u>2006 Requested</u>	<u>2006 Recommended</u>	<u>2006 Adopted</u>
Sheriff	Elected	1	1	1	1	1
Undersheriff	G Admin	1	1	1	1	1
Deputy Sheriff Captain	F Admin	1	1	1	1	1
Chief Civil Deputy	21 Admin	1	1	1	1	1
Secretary to Sheriff	14 Admin	1	1	1	1	1
Civil Deputy	13 Admin	2	2	2	2	2
Fiscal Manager	17 BAPA	1	1	1	1	1
Deputy Sheriff Lieutenant	AFSCME	2	2	2	2	2
Deputy Sheriff Detective Sergeant	AFSCME	2	2	2	2	2
Deputy Sheriff Sergeant	AFSCME	6	6	6	6	6
Deputy Sheriff Detective	AFSCME	9	9	9	9	9
Deputy Sheriff	AFSCME	31	31	35	31	31
Deputy Sheriff Training Director	AFSCME	1	1	1	1	1
Principal Account Clerk	13 CSEA	1	1	1	1	1
Senior Account Clerk Typist	9 CSEA	1	1	1	1	1
Keyboard Specialist	8 CSEA	4	4	4	4	4
Stenographic Specialist	8 CSEA	2	2	2	2	2
Account Clerk Typist	7 CSEA	<u>2</u>	<u>2</u>	<u>2</u>	<u>2</u>	<u>2</u>
Total Full-Time Positions		69	69	73	69	69
Keyboard Specialist	8 CSEA	<u>0</u>	<u>0</u>	<u>0</u>	<u>0</u>	<u>0</u>
Total Part-Time Positions		0	0	0	0	0
TOTAL POSITIONS		69	69	73	69	69

BROOME COUNTY GOVERNMENT
 REVENUE AND APPROPRIATION SUMMARY
 BY DEPARTMENT AND DIVISION

SUBFUND :101 GENERAL OPERATING
 DEPARTMENT:45 SHERIFF
 DIVISION :10 LAW ENFORCEMENT

SUBJECT	SUBJECT TITLE	2004 YTD ACTUALS	2005 BUDGET	2005 YTD ACTUALS AS OF 8/31	2006 BUDGET REQUESTED	2006 BUDGET RECOMMENDED	2006 ADOPTED BUDGET
CHARACTER :02	DEPARTMENTAL INCOME						
0027	MISCELLANEOUS	1					
0064	SHERIFF FEES	303,626	290,160	199,856	283,403	283,403	283,403
0066	RECORD MONEY	754	875	374	250	250	250
0068	OTHER PUB SAFETY DEPT INCOME	12,120	6,500	4,193	3,500	3,500	3,500
0559	OTHER DEPARTMENTAL CHARGEBACK	8,941	15,000	1,091	10,000	10,000	10,000
CHARACTER 02 SUBTOTAL		325,442	312,535	205,514	297,153	297,153	297,153
CHARACTER :03	USE OF MONEY AND PROPERTY						
0186	INTEREST AND EARNINGS	4		4			
CHARACTER 03 SUBTOTAL		4		4			
CHARACTER :06	SALE OF PROP & COMP FOR LOSS						
0213	SALE OF EQUIPMENT	4,201					
CHARACTER 06 SUBTOTAL		4,201					
CHARACTER :07	MISC/INTERFUND REVENUES						
0215	REFUNDS OF PRIOR YEARS EXPENDITURES	21,396		29,169			
0216	GIFTS AND DONATIONS	2,000		-2,000			
0229	TRANSFER FROM INSURANCE RESERVE	13,252		51,396			
CHARACTER 07 SUBTOTAL		36,648		78,565			

BROOME COUNTY GOVERNMENT
 REVENUE AND APPROPRIATION SUMMARY
 BY DEPARTMENT AND DIVISION

SUBFUND :101 GENERAL OPERATING
 DEPARTMENT:45 SHERIFF
 DIVISION :10 LAW ENFORCEMENT

SUBJECT	SUBJECT TITLE	2004 YTD ACTUALS	2005 BUDGET	2005 YTD ACTUALS AS OF 8/31	2006 BUDGET REQUESTED	2006 BUDGET RECOMMENDED	2006 ADOPTED BUDGET
CHARACTER :08	STATE AID						
0460	OTHER STATE AID	421					
CHARACTER 08 SUBTOTAL		421					
CHARACTER :09	FEDERAL AID						
0353	FEDERAL AID - OTHER	2,038		4,956			
CHARACTER 09 SUBTOTAL		2,038		4,956			
TYPE R SUBTOTAL		368,754	312,535	289,039	297,153	297,153	297,153
CHARACTER :10	PERSONAL SERVICE						
1000	SALARIES FULL-TIME	3,473,289	3,357,849	2,041,981	3,290,649	3,290,649	3,290,649
1600	SALARIES TEMPORARY	2,449					
1700	SALARIES OVERTIME	359,540	296,159	206,607	308,369	308,369	308,369
1900	SALARIES SHIFT DIFFERENTIAL	57,493	53,088	24,489	56,288	56,288	56,288
1902	DISABILITY 207C	43,517	47,361	42,489	47,366	47,366	47,366
1910	OUT OF TITLE PAY	239	332	60	312	312	312
1940	OTHER PERSONNEL SERVICES	35,207	37,200	9,867	37,200	37,200	37,200
1960	DISCRETIONARY SALARY SAVINGS		-110,000				
1980	HOLIDAY OVERTIME PAY	46,046	52,291	14,207	52,291	52,291	52,291
CHARACTER 10 SUBTOTAL		4,017,780	3,734,280	2,339,700	3,792,475	3,792,475	3,792,475

BROOME COUNTY GOVERNMENT
 REVENUE AND APPROPRIATION SUMMARY
 BY DEPARTMENT AND DIVISION

SUBFUND :101 GENERAL OPERATING
 DEPARTMENT:45 SHERIFF
 DIVISION :10 LAW ENFORCEMENT

SUBJECT	SUBJECT TITLE	2004 YTD ACTUALS	2005 BUDGET	2005 YTD ACTUALS AS OF 8/31	2006 BUDGET REQUESTED	2006 BUDGET RECOMMENDED	2006 ADOPTED BUDGET
CHARACTER :20	EQUIPMENT AND CAPITAL OUTLAY						
2021	AUTOMOBILES	18,950		19,706	241,125		
CHARACTER 20 SUBTOTAL		18,950		19,706	241,125		
CHARACTER :40	CONTRACTUAL EXPENDITURES						
4311	BOOKS AND SUBSCRIPTIONS	1,632	5,505	1,381	5,540	5,540	5,540
4319	OFFICE SUPPLIES	25,810	27,609	9,758	31,159	31,159	31,159
4345	QUARTERMASTER SUPPLIES	78,711	90,894	72,030	84,884	84,884	84,884
4346	TRAINING AND EDUCATIONAL SUPPLIES	17,931	23,007	6,599	28,007	28,007	28,007
4347	GAS OIL GREASE AND DIESEL FUEL	5,263	7,000	2,883	7,000	7,000	7,000
4349	MISC OPERATIONAL SUPPLIES	26,700	28,482	14,256	28,787	28,787	28,787
4351	ANIMAL FOOD	912	1,900	571	1,900	1,900	1,900
4357	RECREATIONAL AND ACTIVITY SUPPLIES	4,972	6,000	5,640	6,000	6,000	6,000
4359	COMPUTER SOFTWARE AND SUPPLIES	14,441	1,500	921	1,500	1,500	1,500
4411	POSTAGE AND FREIGHT	416	650	177	750	750	750
4418	DUES AND MEMBERSHIPS	2,056	2,321	1,078	2,321	2,321	2,321
4419	GENERAL OFFICE EXPENSES	2,775	3,850	2,289	4,050	4,050	4,050
4422	BUILDING AND LAND RENTAL		1,200		1,200	1,200	1,200
4427	ELECTRIC CURRENT	4,351	7,000	2,774	7,000	7,000	7,000
4429	BUILDING AND GROUNDS EXPENSES		600	171	600	600	600
4432	LAUNDRY AND DRY CLEANING EXPENSES	4,054	3,757	2,447	3,757	3,757	3,757
4434	MEDICAL HOSPITAL AND LAB EXPENSES			79			
4438	RECREATIONAL AND ACTIVITY EXPENSES	500		250			
4447	OPERATIONAL EQUIPMENT REPAIRS	2,807	2,545	726	2,545	2,545	2,545
4449	OTHER OPERATIONAL EXPENSES	14,669	78,036	9,699	35,769	35,769	35,769
4461	MILEAGE AND PARKING-LOCAL	279	750	100	750	750	750
4462	TRAVEL HOTEL AND MEALS	15,265	14,168	14,039	27,221	23,231	23,231
4463	EDUCATION AND TRAINING	12,776	11,535	8,610	16,145	14,200	14,200
4465	NON-EMPLOYEE TRAVEL HOTEL & MEALS	48	15,700	6,191	30,700	15,700	15,700
4466	ADVISORY BD/TRUSTEES EXPENSES	494	300	355	291	291	291
4469	OTHER PERSONAL EXPENSES		220		240	240	240
4518	COPYING MACHINE RENTALS	5,488	9,072	6,362	9,104	9,104	9,104
4520	PROPERTY LOSS	11,741		20,246			
4523	INSURANCE CLAIMS	1,555		9,985			
4703	LAB SERVICES	160					
4707	MEDICAL AND HOSPITAL SERVICES		500	120	485	485	485
4712	PHYSICIAN SERVICES		500		485	485	485
4735	INVESTIGATIONS EXPENSES	949	1,000	461	1,000	1,000	1,000
4742	VETERINARIAN SERVICES	228	1,200	415	1,200	1,200	1,200
4747	OTHER FEES FOR SERVICES		1,000	641	970	970	970

BROOME COUNTY GOVERNMENT
 REVENUE AND APPROPRIATION SUMMARY
 BY DEPARTMENT AND DIVISION

SUBFUND :101 GENERAL OPERATING
 DEPARTMENT:45 SHERIFF
 DIVISION :10 LAW ENFORCEMENT

SUBJECT	SUBJECT TITLE	2004 YTD ACTUALS	2005 BUDGET	2005 YTD ACTUALS AS OF 8/31	2006 BUDGET REQUESTED	2006 BUDGET RECOMMENDED	2006 ADOPTED BUDGET
CHARACTER :40	CONTRACTUAL EXPENDITURES						
CHARACTER 40	SUBTOTAL	256,983	347,801	201,254	341,360	320,425	320,425

BROOME COUNTY GOVERNMENT
 REVENUE AND APPROPRIATION SUMMARY
 BY DEPARTMENT AND DIVISION

SUBFUND :101 GENERAL OPERATING
 DEPARTMENT:45 SHERIFF
 DIVISION :10 LAW ENFORCEMENT

SUBJECT	SUBJECT TITLE	2004 YTD ACTUALS	2005 BUDGET	2005 YTD ACTUALS AS OF 8/31	2006 BUDGET REQUESTED	2006 BUDGET RECOMMENDED	2006 ADOPTED BUDGET
CHARACTER :41	CHARGEBACK EXPENSES						
4602	INSURANCE PREMIUM CHARGEBACK	166,622	324,077	102,033	251,603	251,603	251,603
4603	FOOD SERVICE CHARGEBACK SPECIAL EVE	305	600	320	600	600	600
4609	DATA PROCESSING CHARGEBACKS			22,365			
4615	GASOLINE CHARGEBACK	110,000	120,000	54,873	160,000	160,000	160,000
4616	FLEET SERVICE CHARGEBACK	128,000	133,050	66,525	133,050	133,050	133,050
4626	TRANSPORTATION SERVICES CHARGEBACKS		43,750	21,875	123,250	123,250	123,250
	CHARACTER 41 SUBTOTAL	404,927	621,477	267,991	668,503	668,503	668,503
CHARACTER :60	PRINCIPAL ON INDEBTEDNESS						
6008	PRINCIPAL ON CAPITAL LEASE	2,810					
	CHARACTER 60 SUBTOTAL	2,810					
CHARACTER :70	INTEREST ON INDEBTEDNESS						
7005	INTEREST ON CAPITAL LEASE	510					
	CHARACTER 70 SUBTOTAL	510					
CHARACTER :80	EMPLOYEE BENEFITS						
8010	STATE RETIREMENT	465,465	473,709	225,903	570,002	570,002	570,002
8030	SOCIAL SECURITY	306,158	290,628	176,827	290,058	290,058	290,058
8040	WORKERS COMPENSATION	158,700	180,000	89,755	106,179	106,179	106,179
8050	LIFE INSURANCE	1,294	1,656	855	1,656	1,656	1,656
8060	HEALTH INSURANCE	754,322	807,522	524,891	887,858	887,858	887,858
8063	DISABILITY INSURANCE	1,333	1,200	809	960	960	960
	CHARACTER 80 SUBTOTAL	1,687,272	1,754,715	1,019,040	1,856,713	1,856,713	1,856,713
	TYPE X SUBTOTAL	6,389,232	6,458,273	3,847,691	6,900,176	6,638,116	6,638,116
	DIVISION 10 SUBTOTAL	-6,020,478	-6,145,738	-3,558,652	-6,603,023	-6,340,963	-6,340,963

SHERIFF - 45
Corrections - 20

MISSION STATEMENT

The Corrections Division is required to comply with NYS Correction Law, Title IX of Executive Law Part 7000 (NYSCOC Minimum Standards) and NYS Sheriff's Association Accreditation Standards. The Corrections Division shall operate in compliance with applicable Federal laws and both Federal and NYS case law.

DESCRIPTION

The Corrections Division operates the Broome County Public Safety Facility located at 155 Lt. VanWinkle Dr., Binghamton, NY. Inmate supervision is accomplished through "direct supervision" management requiring Corrections Officers to constantly intermingle with offenders. This management concept has resulted in lower costs to the County in terms of vandalism, injuries and other factors associated with jail operations.

Facility capacity is currently 484 beds.

2006 OBJECTIVES

- Fully hire and staff the facility consistent with NYSCOC staffing requirements. Continue to increase effectiveness of the Corrections Division through:
 - Continue to use of double celling to control costs.
 - Use of cell space to generate revenue through the US Marshall's Service and INS.
 - Continued tracking of NYS reimbursement and compliance with law regarding the reimbursements and removal from County custody of State-Ready inmates.
 - Continue internal programs to impact local criminal recidivism while maintaining current budgetary spending.

2006 BUDGET HIGHLIGHTS

- Continue to maintain the current spending rate while exploring new avenues for generating revenue.

45 0023 SHERIFF/Corrections

<u>Title of Position</u>	<u>Grade/Unit</u>	<u>2004 Actuals</u>	<u>As of Sept. 1, 2005 Current Authorized</u>	<u>2006 Requested</u>	<u>2006 Recommended</u>	<u>2006 Adopted</u>
First Asst. Correctional Facilities Administrator	F Admin	1	1	1	1	1
Second Asst. Correctional Facilities Administrator	E Admin	1	1	1	1	1
Correction Lieutenant	AFSCME	5	5	5	5	5
Correction Sergeant	AFSCME	16	16	16	16	16
Correction Officer	AFSCME	135	135	135	135	135
Inmate Records Clerk	10 CSEA	2	2	2	2	2
Keyboard Specialist	8 CSEA	1	1	1	1	1
Clerk	6 CSEA	2	2	2	2	2
Laundry Worker	6 CSEA	1	1	1	1	1
Library Clerk	5 CSEA	1	1	1	1	1
Total Full-Time Positions		165	165	165	165	165
Chaplain	NA	<u>2</u>	<u>2</u>			
Total Part-Time Positions		2	2	2	2	2
TOTAL POSITIONS		167	167	167	167	167

BROOME COUNTY GOVERNMENT
 REVENUE AND APPROPRIATION SUMMARY
 BY DEPARTMENT AND DIVISION

SUBFUND :101 GENERAL OPERATING
 DEPARTMENT:45 SHERIFF
 DIVISION :20 CORRECTIONS

SUBJECT	SUBJECT TITLE	2004 YTD ACTUALS	2005 BUDGET	2005 YTD ACTUALS AS OF 8/31	2006 BUDGET REQUESTED	2006 BUDGET RECOMMENDED	2006 ADOPTED BUDGET
CHARACTER :02	DEPARTMENTAL INCOME						
0065	SHERIFF ID FEES	9,450	9,096	6,809	9,096	9,096	9,096
0464	OTHER LOCAL GOVERNMENTS	126,695		90,625			
0513	RESTITUTION/REPARATION SURCHARGE	1,571	1,500	258	1,500	1,500	1,500
0559	OTHER DEPARTMENTAL CHARGEBACK	20,828		6,528			
CHARACTER 02 SUBTOTAL		158,544	10,596	104,220	10,596	10,596	10,596
CHARACTER :03	USE OF MONEY AND PROPERTY						
0186	INTEREST AND EARNINGS	10					
CHARACTER 03 SUBTOTAL		10					
CHARACTER :04	LICENSES AND PERMITS						
0201	PISTOL PERMITS	6,542	6,600	4,566	6,600	6,600	6,600
CHARACTER 04 SUBTOTAL		6,542	6,600	4,566	6,600	6,600	6,600
CHARACTER :06	SALE OF PROP & COMP FOR LOSS						
0206	SALE OF BUS PARTS	776					
CHARACTER 06 SUBTOTAL		776					

BROOME COUNTY GOVERNMENT
 REVENUE AND APPROPRIATION SUMMARY
 BY DEPARTMENT AND DIVISION

SUBFUND :101 GENERAL OPERATING
 DEPARTMENT:45 SHERIFF
 DIVISION :20 CORRECTIONS

SUBJECT	SUBJECT TITLE	2004 YTD ACTUALS	2005 BUDGET	2005 YTD ACTUALS AS OF 8/31	2006 BUDGET REQUESTED	2006 BUDGET RECOMMENDED	2006 ADOPTED BUDGET
CHARACTER :07	MISC/INTERFUND REVENUES						
0215	REFUNDS OF PRIOR YEARS EXPENDITURES	447		7,067			
0229	TRANSFER FROM INSURANCE RESERVE	2,755		4,144			
CHARACTER 07 SUBTOTAL		3,202		11,211			
CHARACTER :08	STATE AID						
0262	FELONY PRISONERS	1,287,912	465,010	282,266	625,000	655,000	655,000
CHARACTER 08 SUBTOTAL		1,287,912	465,010	282,266	625,000	655,000	655,000
CHARACTER :09	FEDERAL AID						
0390	MEDICAL ASSISTANCE	-10,236					
0561	U. S. MARSHALL JAIL FACILITY	600,915	353,890	173,533	300,000	330,000	330,000
0584	PUBLIC SAFETY GRANTS - FEDERAL	31,615	12,000	1,600	12,000	12,000	12,000
0604	OTHER FEDERAL AID	14,400		13,200			
CHARACTER 09 SUBTOTAL		636,694	365,890	188,333	312,000	342,000	342,000
TYPE R SUBTOTAL		2,093,680	848,096	590,596	954,196	1,014,196	1,014,196

BROOME COUNTY GOVERNMENT
REVENUE AND APPROPRIATION SUMMARY
BY DEPARTMENT AND DIVISION

SUBFUND :101 GENERAL OPERATING
DEPARTMENT:45 SHERIFF
DIVISION :20 CORRECTIONS

SUBJECT	SUBJECT TITLE	2004 YTD ACTUALS	2005 BUDGET	2005 YTD ACTUALS AS OF 8/31	2006 BUDGET REQUESTED	2006 BUDGET RECOMMENDED	2006 ADOPTED BUDGET
CHARACTER :10 PERSONAL SERVICE							
1000	SALARIES FULL-TIME	7,179,154	7,797,799	4,552,476	8,012,515	8,012,515	8,012,515
1500	SALARIES PART-TIME	27,263	28,098	16,659	27,072	27,072	27,072
1700	SALARIES OVERTIME	947,676	685,613	530,727	1,191,631	750,130	750,130
1900	SALARIES SHIFT DIFFERENTIAL	100,373	93,941	61,780	93,941	93,941	93,941
1910	OUT OF TITLE PAY	197					
1940	OTHER PERSONNEL SERVICES	15,600	20,200		20,200	20,200	20,200
1960	DISCRETIONARY SALARY SAVINGS		-40,000				
1980	HOLIDAY OVERTIME PAY	394,685	350,000	201,987	446,276	446,276	446,276
CHARACTER 10 SUBTOTAL		8,664,948	8,935,651	5,363,629	9,791,635	9,350,134	9,350,134
CHARACTER :20 EQUIPMENT AND CAPITAL OUTLAY							
2010	ORIGINAL ACQUISITION/CONST	88,161					
2012	PARKING LOTS	13,600					
2021	AUTOMOBILES				46,500		
2240	DPW BUILDING MAINTENANCE EQUIPMENT	7,039	7,900	7,849			
CHARACTER 20 SUBTOTAL		108,800	7,900	7,849	46,500		
CHARACTER :40 CONTRACTUAL EXPENDITURES							
4311	BOOKS AND SUBSCRIPTIONS	1,593	2,249	295	5,499	5,499	5,499
4319	OFFICE SUPPLIES	19,715	25,885	9,457	28,189	28,189	28,189
4323	BLDG MAINTENANCE SUPPLIES	17,198	22,008	10,328	7,700	7,700	7,700
4329	BLDG AND GROUNDS SUPPLIES	29,576	9,000	14,614	22,008	22,008	22,008
4333	HSLD LAUNDRY & CLEANING SUPPLIES	16,283	20,878	8,973	20,878	20,878	20,878
4335	CLOTHING AND INMATE SUPPLIES	61,126	59,883	28,281	59,883	59,883	59,883
4342	PHOTOGRAPHIC SUPPLIES	10,958	7,653	1,999	5,657	5,657	5,657
4345	QUARTERMASTER SUPPLIES	13,401	14,365	-9,142	18,202	18,202	18,202
4346	TRAINING AND EDUCATIONAL SUPPLIES	17,095	15,358	9,768	16,753	16,753	16,753
4347	GAS OIL GREASE AND DIESEL FUEL		3,700				
4349	MISC OPERATIONAL SUPPLIES	23,475	17,992	10,412	19,132	19,132	19,132
4357	RECREATIONAL AND ACTIVITY SUPPLIES	862	950	922	950	950	950
4359	COMPUTER SOFTWARE AND SUPPLIES	4,736	13,485	2,647	4,765	4,765	4,765
4362	ENVIRONMENTAL HEALTH SUPPLIES	9,802	9,142	5,073	9,142	9,142	9,142
4363	MEDICAL LAB & CLINIC SUPPLIES	510	1,800	932	2,400	2,400	2,400
4365	PRESCRIPTION DRUGS	220,185	200,000	122,945	230,000		
4411	POSTAGE AND FREIGHT	1,161	900	692	900	900	900
4418	DUES AND MEMBERSHIPS	1,562	1,930	266	1,965	1,965	1,965

BROOME COUNTY GOVERNMENT
 REVENUE AND APPROPRIATION SUMMARY
 BY DEPARTMENT AND DIVISION

SUBFUND :101 GENERAL OPERATING
 DEPARTMENT:45 SHERIFF
 DIVISION :20 CORRECTIONS

SUBJECT	SUBJECT TITLE	2004 YTD ACTUALS	2005 BUDGET	2005 YTD ACTUALS AS OF 8/31	2006 BUDGET REQUESTED	2006 BUDGET RECOMMENDED	2006 ADOPTED BUDGET
CHARACTER :40	CONTRACTUAL EXPENDITURES						
4419	GENERAL OFFICE EXPENSES	3,142	3,905	3,199	3,905	3,905	3,905
4429	BUILDING AND GROUNDS EXPENSES	28,069	27,884	16,672	27,884	27,884	27,884
4432	LAUNDRY AND DRY CLEANING EXPENSES	12,350	15,000	7,612	15,000	15,000	15,000
4434	MEDICAL HOSPITAL AND LAB EXPENSES	990	1,500	330	1,500	1,500	1,500
4435	INMATE EXPENSE-OTHER FACILITIES	19,205	15,000	25,560	35,000	32,000	32,000
4437	RELIGIOUS EXPENSES	59,326	69,326	46,211	69,326	69,326	69,326
4442	PHOTOGRAPHIC EXPENSES	1,165	3,112	670	3,112	3,112	3,112
4447	OPERATIONAL EQUIPMENT REPAIRS	12,093	11,500	9,315	17,700	17,700	17,700
4449	OTHER OPERATIONAL EXPENSES	-8,109	17,010	4,650	17,110	17,110	17,110
4461	MILEAGE AND PARKING-LOCAL	11					
4462	TRAVEL HOTEL AND MEALS	7,760	17,217	-590	13,000	13,000	13,000
4463	EDUCATION AND TRAINING	2,775	2,500	-162	3,500	3,500	3,500
4465	NON-EMPLOYEE TRAVEL HOTEL & MEALS	6,413					
4466	ADVISORY BD/TRUSTEES EXPENSES	201		71			
4469	OTHER PERSONAL EXPENSES	272	500	303	500	500	500
4512	OUTSIDE RENTALS-MACHINERY			28			
4513	SOFTWARE MAINTENANCE	5,700			6,100	6,100	6,100
4518	COPYING MACHINE RENTALS	1,896	3,955	2,080	3,955	3,955	3,955
4520	PROPERTY LOSS	348		461			
4523	INSURANCE CLAIMS	2,407		3,683			
4703	LAB SERVICES	160	3,000	33	3,000	3,000	3,000
4707	MEDICAL AND HOSPITAL SERVICES	330,015	302,000	56,613	302,000	302,000	302,000
4712	PHYSICIAN SERVICES		3,000		3,000	3,000	3,000
4715	OTHER HEALTH AND MEDICAL SERVICES	1,334,345	1,504,972	907,461	1,562,371	2,218,413	2,218,413
4747	OTHER FEES FOR SERVICES	2,446	5,000	2,643	5,000	5,000	5,000
4767	OTHER GOVERNMENTS PAYMENTS	54,325	59,485	40,390	59,485	59,485	59,485
CHARACTER 40	SUBTOTAL	2,326,543	2,493,044	1,345,695	2,606,471	3,029,513	3,029,513

BROOME COUNTY GOVERNMENT
 REVENUE AND APPROPRIATION SUMMARY
 BY DEPARTMENT AND DIVISION

SUBFUND :101 GENERAL OPERATING
 DEPARTMENT:45 SHERIFF
 DIVISION :20 CORRECTIONS

SUBJECT	SUBJECT TITLE	2004 YTD ACTUALS	2005 BUDGET	2005 YTD ACTUALS AS OF 8/31	2006 BUDGET REQUESTED	2006 BUDGET RECOMMENDED	2006 ADOPTED BUDGET
CHARACTER :41	CHARGEBACK EXPENSES						
4603	FOOD SERVICE CHARGEBACK SPECIAL EVE	747	900	31	900	900	900
4610	PERSONAL SERVICES CHARGEBACKS	233,664	255,900	44,990	265,438		
4614	OTHER CHARGEBACK EXPENSES	6,637		13,801	51,279	51,279	51,279
4625	FOOD SERVICE CHARGEBACKS	1,330,007	1,368,111	627,224	1,368,452	1,368,452	1,368,452
CHARACTER 41 SUBTOTAL		1,571,055	1,624,911	686,046	1,686,069	1,420,631	1,420,631
CHARACTER :60	PRINCIPAL ON INDEBTEDNESS						
6008	PRINCIPAL ON CAPITAL LEASE	1,317					
CHARACTER 60 SUBTOTAL		1,317					
CHARACTER :70	INTEREST ON INDEBTEDNESS						
7005	INTEREST ON CAPITAL LEASE	75					
CHARACTER 70 SUBTOTAL		75					
CHARACTER :80	EMPLOYEE BENEFITS						
8010	STATE RETIREMENT	914,113	1,133,295	526,287	1,499,085	1,499,085	1,499,085
8030	SOCIAL SECURITY	653,894	732,082	402,897	749,050	749,050	749,050
8040	WORKERS COMPENSATION	160,000	185,000	93,467	247,747	247,747	247,747
8050	LIFE INSURANCE	3,092	4,008	2,034	4,008	4,008	4,008
8060	HEALTH INSURANCE	1,196,955	1,341,422	848,608	1,473,681	1,473,681	1,473,681
8063	DISABILITY INSURANCE	17,546	1,080	12,951	1,080	1,080	1,080
8070	UNEMPLOYMENT INSURANCE	3,645					
CHARACTER 80 SUBTOTAL		2,949,245	3,396,887	1,886,244	3,974,651	3,974,651	3,974,651

BROOME COUNTY GOVERNMENT
 REVENUE AND APPROPRIATION SUMMARY
 BY DEPARTMENT AND DIVISION

SUBFUND :101 GENERAL OPERATING
 DEPARTMENT:45 SHERIFF
 DIVISION :20 CORRECTIONS

SUBJECT SUBJECT TITLE	2004 YTD ACTUALS	2005 BUDGET	2005 YTD ACTUALS AS OF 8/31	2006 BUDGET REQUESTED	2006 BUDGET RECOMMENDED	2006 ADOPTED BUDGET
CHARACTER :90 TRANSFERS						
9005 TRANSFER TO GRANT FUND			12,065			
CHARACTER 90 SUBTOTAL			12,065			
TYPE X SUBTOTAL	15,621,983	16,458,393	9,301,528	18,105,326	17,774,929	17,774,929
DIVISION 20 SUBTOTAL	-13,528,303	-15,610,297	-8,710,932	-17,151,130	-16,760,733	-16,760,733
DEPARTMENT 45 SUBTOTAL	-19,548,781	-21,756,035	-12,269,584	-23,754,153	-23,101,696	-23,101,696

EMERGENCY SERVICES

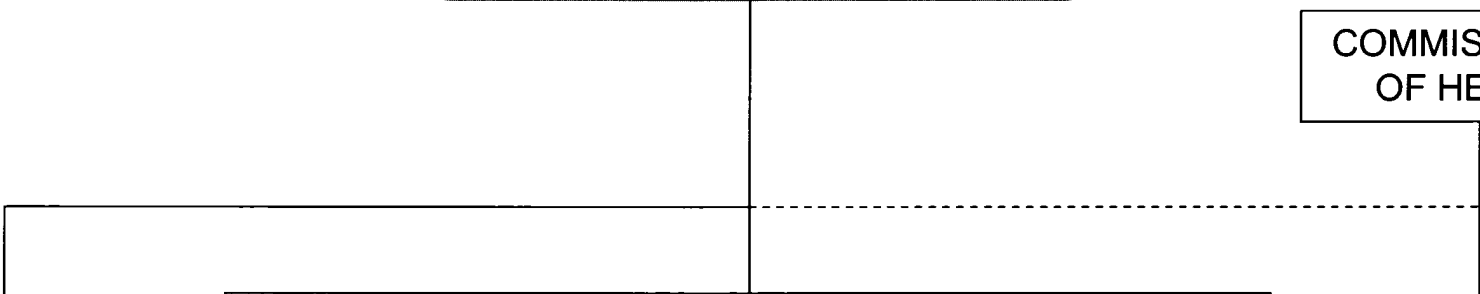
**DIRECTOR /
FIRE COORDINATOR**

**COMMISSIONER
OF HEALTH**

- E-911**
- Three digit reporting
 - System maintenance & enhancement
 - Two primary answering points
 - One secondary answering points

- | | | |
|---|---|--|
| <p><u>FIRE PREVENTION
& CONTROL</u></p> <ul style="list-style-type: none"> • Fire mutual aid • Fire Investigations • Fire Inspections • Hazardous Material Training • Fire Service Training • Communications | <p><u>COMMUNICATIONS</u></p> <ul style="list-style-type: none"> • Emergency Dispatch Center <ul style="list-style-type: none"> – Law Enforcement – Fire – Ambulance • Emergency Operations • Communications Van | <p><u>DISASTER
PREPAREDNESS</u></p> <ul style="list-style-type: none"> • Emergency Plan Review • Emergency Agency Coordination • Amateur Radio Civil Emergency Service • Public Education • Auxiliary Police • Alert / Notification |
|---|---|--|

**EMERGENCY
MEDICAL SERVICES**



EMERGENCY SERVICES - 46

OES - Operations - 46

MISSION STATEMENT

To provide planning, training, resources, response, warning, coordination and information through communications to the public, elected officials, and public safety agencies, to assist them in preparing for, and mitigating, emergencies and disasters, which affect the residents of Broome County.

DESCRIPTION

The Office of Emergency Services comprises four areas: Communications, Disaster Preparedness, Emergency Medical Services, and Fire Prevention and Control.

Communications – Administers the Broome County Emergency Dispatch/911 Center and assists local agencies in planning for future communications needs.

Disaster Preparedness – Conducts hazard vulnerability studies and maps hazards. Provides disaster planning and assistance for preparedness, response and recovery. Coordinates alerts and warnings for river flooding, chemical spills and response during emergencies.

Emergency Medical Services – Administers New York State certified emergency medical training programs. Plans for delivery of adequate emergency medical services. Administers Mutual Aid Plan among ambulance services and coordinates medical disaster planning.

Fire Prevention and Control – Administers and implements County Fire Mutual Aid Plan, County Arson Plan, County Fire Investigations, local New York State Fire Training Program, and County Hazardous Materials Response Team.

2006 OBJECTIVES

Maintain services at present delivery level or higher without substantial increase in budget amounts.

2006 BUDGET HIGHLIGHTS

Request an additional Senior Fire Investigator and reduce Fire Investigator positions by one with no increase in total Fire Investigation Staff.

46 0006 EMERGENCY SERVICES/OES - Operations

<u>Title of Position</u>	<u>Grade/Unit</u>	<u>2004 Actuals</u>	<u>As of Sept. 1, 2005 Current Authorized</u>	<u>2006 Requested</u>	<u>2006 Recommended</u>	<u>2006 Adopted</u>
Director of Emergency Services/Fire Coordinator	E Admin	1	1	1	1	1
Senior Emergency Services Dispatcher	18 BAPA	6	6	6	6	6
Emergency Services Dispatcher	14 CSEA	33	37	37	37	37
Senior Account Clerk Typist	9 CSEA	<u>1</u>	<u>1</u>	<u>1</u>	<u>1</u>	<u>1</u>
Total Full-Time Positions		41	45	45	45	45
Total Part-Time Positions		0	0	0	0	0
TOTAL POSITIONS		41	45	45	45	45

BROOME COUNTY GOVERNMENT
 REVENUE AND APPROPRIATION SUMMARY
 BY DEPARTMENT AND DIVISION

SUBFUND :101 GENERAL OPERATING
 DEPARTMENT:46 EMERGENCY SERVICES
 DIVISION :46 CIVIL DEFENSE

SUBJECT	SUBJECT TITLE	2004 YTD ACTUALS	2005 BUDGET	2005 YTD ACTUALS AS OF 8/31	2006 BUDGET REQUESTED	2006 BUDGET RECOMMENDED	2006 ADOPTED BUDGET
CHARACTER :02	DEPARTMENTAL INCOME						
0068	OTHER PUB SAFETY DEPT INCOME	58	100	14	100	100	100
0464	OTHER LOCAL GOVERNMENTS	6,819	7,944	7,569	7,944	7,944	7,944
0559	OTHER DEPARTMENTAL CHARGEBACK	1,300	1,500		1,500	1,500	1,500
CHARACTER 02 SUBTOTAL		8,177	9,544	7,583	9,544	9,544	9,544
CHARACTER :03	USE OF MONEY AND PROPERTY						
0186	INTEREST AND EARNINGS	23		11			
CHARACTER 03 SUBTOTAL		23		11			
CHARACTER :05	FINES AND FORFEITURES						
0202	FINES & FORFEITED BAIL	525		125			
CHARACTER 05 SUBTOTAL		525		125			
CHARACTER :07	MISC/INTERFUND REVENUES						
0215	REFUNDS OF PRIOR YEARS EXPENDITURES	3,032		3,503			
CHARACTER 07 SUBTOTAL		3,032		3,503			

BROOME COUNTY GOVERNMENT
 REVENUE AND APPROPRIATION SUMMARY
 BY DEPARTMENT AND DIVISION

SUBFUND :101 GENERAL OPERATING
 DEPARTMENT:46 EMERGENCY SERVICES
 DIVISION :46 CIVIL DEFENSE

SUBJECT	SUBJECT TITLE	2004 YTD ACTUALS	2005 BUDGET	2005 YTD ACTUALS AS OF 8/31	2006 BUDGET REQUESTED	2006 BUDGET RECOMMENDED	2006 ADOPTED BUDGET
CHARACTER :08 STATE AID							
0460	OTHER STATE AID	341					
0619	STATE AID	16,300		45,566			
CHARACTER 08 SUBTOTAL		16,641		45,566			
CHARACTER :09 FEDERAL AID							
0353	FEDERAL AID - OTHER	2,349					
0369	CIVIL DEFENSE	43,802	43,803	21,902	43,319	43,319	43,319
CHARACTER 09 SUBTOTAL		46,151	43,803	21,902	43,319	43,319	43,319
TYPE R SUBTOTAL		74,549	53,347	78,690	52,863	52,863	52,863
CHARACTER :10 PERSONAL SERVICE							
1000	SALARIES FULL-TIME	1,578,068	1,676,374	1,025,591	1,819,568	1,708,908	1,708,908
1500	SALARIES PART-TIME			879			
1600	SALARIES TEMPORARY	133,397	129,331	97,444	140,883	140,883	140,883
1700	SALARIES OVERTIME	91,823	97,995	73,635	115,924	115,924	115,924
1900	SALARIES SHIFT DIFFERENTIAL	11,593	13,469	7,395	14,783	14,783	14,783
1910	OUT OF TITLE PAY	1,152	450	412	750	750	750
1930	STAND-BY PAY	9,934	10,950	6,268	10,950	10,950	10,950
1940	OTHER PERSONNEL SERVICES	8,040	7,140	7,860	7,860	7,860	7,860
1960	DISCRETIONARY SALARY SAVINGS		-40,000				
1980	HOLIDAY OVERTIME PAY					110,660	110,660
CHARACTER 10 SUBTOTAL		1,834,007	1,895,709	1,219,484	2,110,718	2,110,718	2,110,718

BROOME COUNTY GOVERNMENT
 REVENUE AND APPROPRIATION SUMMARY
 BY DEPARTMENT AND DIVISION

SUBFUND :101 GENERAL OPERATING
 DEPARTMENT:46 EMERGENCY SERVICES
 DIVISION :46 CIVIL DEFENSE

SUBJECT	SUBJECT TITLE	2004 YTD ACTUALS	2005 BUDGET	2005 YTD ACTUALS AS OF 8/31	2006 BUDGET REQUESTED	2006 BUDGET RECOMMENDED	2006 ADOPTED BUDGET
CHARACTER :40	CONTRACTUAL EXPENDITURES						
4311	BOOKS AND SUBSCRIPTIONS	1,160	1,176	626	1,125	1,125	1,125
4319	OFFICE SUPPLIES	3,219	2,500	1,069	2,500	2,500	2,500
4342	PHOTOGRAPHIC SUPPLIES		664	15	575	575	575
4344	ARSON INVESTIGATION SUPPLIES	916	1,680	305	855	855	855
4346	TRAINING AND EDUCATIONAL SUPPLIES	129	300		200	200	200
4347	GAS OIL GREASE AND DIESEL FUEL	272	700	120	750	750	750
4349	MISC OPERATIONAL SUPPLIES	6,220	10,254	3,236	5,750	5,750	5,750
4359	COMPUTER SOFTWARE AND SUPPLIES	103	100		150	150	150
4411	POSTAGE AND FREIGHT	135		43	670	670	670
4418	DUES AND MEMBERSHIPS	620	675	310			
4419	GENERAL OFFICE EXPENSES	658	1,350	198	1,650	1,650	1,650
4442	PHOTOGRAPHIC EXPENSES	205	300	151	300	300	300
4449	OTHER OPERATIONAL EXPENSES	4,297	3,422	2,037	3,800	3,800	3,800
4461	MILEAGE AND PARKING-LOCAL	1,577	2,000	976	2,800	2,300	2,300
4462	TRAVEL HOTEL AND MEALS	156	1,350	152	1,800	1,500	1,500
4463	EDUCATION AND TRAINING	384	6,000	3,103	3,886	3,886	3,886
4518	COPYING MACHINE RENTALS	1,219	5,000	3,456	5,500	5,500	5,500
CHARACTER 40	SUBTOTAL	21,270	37,471	15,797	32,311	31,511	31,511
CHARACTER :41	CHARGEBACK EXPENSES						
4602	INSURANCE PREMIUM CHARGEBACK	16,873	35,365	1,811			
4614	OTHER CHARGEBACK EXPENSES	200		200	3,023	3,023	3,023
4615	GASOLINE CHARGEBACK	1,786	4,000	1,137	5,300	5,300	5,300
4616	FLEET SERVICE CHARGEBACK	4,275	9,641	4,820	9,641	9,641	9,641
4626	TRANSPORTATION SERVICES CHARGEBACKS	7,111					
CHARACTER 41	SUBTOTAL	30,245	49,006	7,968	17,964	17,964	17,964

BROOME COUNTY GOVERNMENT
 REVENUE AND APPROPRIATION SUMMARY
 BY DEPARTMENT AND DIVISION

SUBFUND :101 GENERAL OPERATING
 DEPARTMENT:46 EMERGENCY SERVICES
 DIVISION :46 CIVIL DEFENSE

SUBJECT	SUBJECT TITLE	2004 YTD ACTUALS	2005 BUDGET	2005 YTD ACTUALS AS OF 8/31	2006 BUDGET REQUESTED	2006 BUDGET RECOMMENDED	2006 ADOPTED BUDGET
CHARACTER :60	PRINCIPAL ON INDEBTEDNESS						
6008	PRINCIPAL ON CAPITAL LEASE	2,797					
CHARACTER 60 SUBTOTAL		2,797					
CHARACTER :70	INTEREST ON INDEBTEDNESS						
7005	INTEREST ON CAPITAL LEASE	215					
CHARACTER 70 SUBTOTAL		215					
CHARACTER :80	EMPLOYEE BENEFITS						
8010	STATE RETIREMENT	170,822	209,051	107,594	444,350	325,050	325,050
8030	SOCIAL SECURITY	138,186	150,683	91,510	153,059	153,059	153,059
8040	WORKERS COMPENSATION	13,301	15,000	7,387	15,450	15,450	15,450
8050	LIFE INSURANCE	787	984	541	1,080	1,080	1,080
8060	HEALTH INSURANCE	227,033	242,862	181,320	307,975	307,975	307,975
8063	DISABILITY INSURANCE	4,375	4,080	2,813	4,560	4,560	4,560
8070	UNEMPLOYMENT INSURANCE	119					
CHARACTER 80 SUBTOTAL		554,623	622,660	391,165	926,474	807,174	807,174
CHARACTER :90	TRANSFERS						
9004	TRANSFER TO CAPITAL FUND	65,000					
CHARACTER 90 SUBTOTAL		65,000					
TYPE X SUBTOTAL		2,508,157	2,604,846	1,634,414	3,087,467	2,967,367	2,967,367
DIVISION 46 SUBTOTAL		-2,433,608	-2,551,499	-1,555,724	-3,034,604	-2,914,504	-2,914,504

EMERGENCY SERVICES - 46

E-911 - 50

MISSION STATEMENT

To provide for a universal 911 Emergency Telephone Reporting System within Broome County: to provide, within the confines of revenue produced through the 911 surcharge, a communications system and enhancements to public safety agencies in the County with the 911 system.

DESCRIPTION

The 911 system is funded through the 911 telephone bill surcharge. This surcharge provides revenue for the operation and maintenance of the system and to purchase communications equipment, which is utilized within the 911 system. There are two (2) primary answering points within the system: Broome County and the Village of Johnson City Police.

The system allows County residents and visitors to this County to utilize a universal three digit reporting telephone number (911) to access fire, police and emergency medical services anywhere within Broome County and have that call processed by the appropriate local dispatch center.

2006 OBJECTIVES

Continue to provide assistance to municipalities with communications upgrade assistance.

2006 BUDGET HIGHLIGHTS

- Continue implementation of the automatic vehicle location (AVL) for law enforcement.
- Start rehabilitation of the communications center by replacing communications furniture.

46 0097 EMERGENCY SERVICES/911

<u>Title of Position</u>	<u>Grade/Unit</u>	<u>2004 Actuals</u>	<u>As of Sept. 1, 2005 Current Authorized</u>	<u>2006 Requested</u>	<u>2006 Recommended</u>	<u>2006 Adopted</u>
Communications Supervisor	24 Admin	1	1	1	1	1
Total Full-Time Positions		1	1	1	1	1
Total Part-Time Positions		0	0	0	0	0
TOTAL POSITIONS		1	1	1	1	1

BROOME COUNTY GOVERNMENT
 REVENUE AND APPROPRIATION SUMMARY
 BY DEPARTMENT AND DIVISION

SUBFUND :101 GENERAL OPERATING
 DEPARTMENT:46 EMERGENCY SERVICES
 DIVISION :50 911 EMERGENCY SERVICE

SUBJECT	SUBJECT TITLE	2004 YTD ACTUALS	2005 BUDGET	2005 YTD ACTUALS AS OF 8/31	2006 BUDGET REQUESTED	2006 BUDGET RECOMMENDED	2006 ADOPTED BUDGET
CHARACTER :07	MISC/INTERFUND REVENUES						
0226	TRANSFER FROM RESERVE FUND	140,980	133,133	75,854			
0557	911 SURCHARGE - LANDLINE	427,933	415,000	216,095	375,000	375,000	375,000
0905	911 SURCHARGE - WIRELESS	211,438	225,000	162,017	275,000	275,000	275,000
CHARACTER 07 SUBTOTAL		780,351	773,133	453,966	650,000	650,000	650,000
TYPE R SUBTOTAL		780,351	773,133	453,966	650,000	650,000	650,000
CHARACTER :10	PERSONAL SERVICE						
1000	SALARIES FULL-TIME	59,233	60,765	36,594	60,965	60,965	60,965
CHARACTER 10 SUBTOTAL		59,233	60,765	36,594	60,965	60,965	60,965
CHARACTER :20	EQUIPMENT AND CAPITAL OUTLAY						
2460	COMMUNICATIONS EQUIPMENT	42,542		9,704			
CHARACTER 20 SUBTOTAL		42,542		9,704			
CHARACTER :40	CONTRACTUAL EXPENDITURES						
4319	OFFICE SUPPLIES	4,541	20,100	10,330	11,000	11,000	11,000
4346	TRAINING AND EDUCATIONAL SUPPLIES			500			
4349	MISC OPERATIONAL SUPPLIES	44,675	65,050	45,850	55,400	55,400	55,400
4359	COMPUTER SOFTWARE AND SUPPLIES	17,793	32,750	56,297	13,050	13,050	13,050
4411	POSTAGE AND FREIGHT	59	200	19	200	200	200
4412	TELEPHONE	189,066	221,060	130,985	192,000	192,000	192,000
4418	DUES AND MEMBERSHIPS	160					
4449	OTHER OPERATIONAL EXPENSES	94,346	126,560	55,456	136,966	136,966	136,966
4462	TRAVEL HOTEL AND MEALS	2,797	7,300	3,098	8,504	8,504	8,504
4463	EDUCATION AND TRAINING	6,180	9,400	6,251	8,936	8,936	8,936
4513	SOFTWARE MAINTENANCE	840	13,600	976	10,700	10,700	10,700
4518	COPYING MACHINE RENTALS	389		255			
4726	CONTRACTED DATA PROCESSING SERV	29,966					
4769	TRANSFER TO RESERVE		84,200				
CHARACTER 40 SUBTOTAL		390,812	580,220	310,017	436,756	436,756	436,756

BROOME COUNTY GOVERNMENT
 REVENUE AND APPROPRIATION SUMMARY
 BY DEPARTMENT AND DIVISION

SUBFUND :101 GENERAL OPERATING
 DEPARTMENT:46 EMERGENCY SERVICES
 DIVISION :50 911 EMERGENCY SERVICE

SUBJECT	SUBJECT TITLE	2004 YTD ACTUALS	2005 BUDGET	2005 YTD ACTUALS AS OF 8/31	2006 BUDGET REQUESTED	2006 BUDGET RECOMMENDED	2006 ADOPTED BUDGET
CHARACTER :41	CHARGEBACK EXPENSES						
4609	DATA PROCESSING CHARGEBACKS	155,390	116,897	62,243	127,362	127,362	127,362
CHARACTER 41 SUBTOTAL		155,390	116,897	62,243	127,362	127,362	127,362
CHARACTER :60	PRINCIPAL ON INDEBTEDNESS						
6008	PRINCIPAL ON CAPITAL LEASE	9,143					
CHARACTER 60 SUBTOTAL		9,143					
CHARACTER :70	INTEREST ON INDEBTEDNESS						
7005	INTEREST ON CAPITAL LEASE	657					
CHARACTER 70 SUBTOTAL		657					
CHARACTER :80	EMPLOYEE BENEFITS						
8010	STATE RETIREMENT	5,960	6,988	3,579	9,389	9,389	9,389
8030	SOCIAL SECURITY	4,498	4,649	2,731	4,664	4,664	4,664
8050	LIFE INSURANCE	19	24	13	24	24	24
8060	HEALTH INSURANCE	3,508	3,590	2,440	3,975	3,975	3,975
CHARACTER 80 SUBTOTAL		13,985	15,251	8,763	18,052	18,052	18,052
TYPE X SUBTOTAL		671,762	773,133	427,321	643,135	643,135	643,135
DIVISION 50 SUBTOTAL		108,589		26,645	6,865	6,865	6,865
DEPARTMENT 46 SUBTOTAL		-2,325,019	-2,551,499	-1,529,079	-3,027,739	-2,907,639	-2,907,639

PROBATION

PROBATION DIRECTOR

DEPUTY DIRECTOR

CRIMINAL DIVISION

- Criminal Probation Supervision
- Criminal Investigations
- Specialized DWI Caseload
- Specialized Sex Offender Caseload
- Specialized Domestic Violence Caseload
- New York Statewide Police Information Network (NYSPIN) & e-Justice
- Transfer In/Out of Probation Cases
- Electronic Monitoring
- Sex Offender Registry
- DNA Collection
- Drug and Alcohol Testing
- Coordination/Assessment with Forensic Unit of Mental Health
- Drug & Domestic Violence Courts
- Probation Tracking System
- Integrated Probation Registrant System (IPRS)

GRANT

- Intensive Supervision Program (ISP)
- Pre-Trial Release Program (PTRP)
- Probation Eligible Diversion (PED)

ADMINISTRATION

- Fiscal Management/ Budget
- Personnel
- Restitution Collection and Disbursement to Crime Victims
- DWI Fine Collection (for Broome County Court)
- Records Management

PINS/JD DIVISION

- Court Ordered Investigations
- Family Court Supervision
 - PINS (Persons in Need of Supervision)
 - JD's (Juvenile Delinquents)
 - Support Cases
- Comprehensive Assessments/ Reports
- Diversion Case Management
- Youth Assessment Screening Instrument (YASI)
- Probation Tracking System
- Connections (DSS Case Management System)
- Pre-PINS Parent Orientation
- JD Diversity Victims Satisfaction

GRANT

- Juvenile Intensive Supervision Program (JISP)
 - Electronic Monitoring

PROBATION - 28

MISSION STATEMENT

The Broome County Probation Department is dedicated to the protection of the community by reducing crime and delinquency, along with facilitating the rehabilitation of offenders of the law. This is accomplished through investigation, supervision, and diversion of cases that have violated laws of the Family Court Act, the Penal Law, Vehicle and Traffic Law and other laws of the State of New York. This department works closely with the courts, police agencies, treatment agencies, and other human service agencies in Broome County to rehabilitate offenders. The Probation Department has a primary obligation to the community to return offenders back to the courts when they do not abide by the court's sentence and conditions of probation.

DESCRIPTION

The **Criminal Division** component supervises all adults (age 16 and above) placed on probation by the Criminal Courts of Broome County. This division provides pre-sentence/pre-plea investigations as ordered by the courts in Broome County, regardless of disposition. Investigations comprise a legal history, social history, victim impact, evaluative analysis and recommendation. The Criminal Division also provides Pre-Trial Release services as an alternative to incarceration, and thus decreases potential jail days.

Presently the department operates specialized caseloads for DWI's, sex offenders, domestic violence, gangs, and DSS restitution collection. Probation supervision includes office reporting by the probationer, unannounced home visits by probation officers, and contact by the probation officer with collateral sources including, but not limited to, spouses, parents, employers, schools and treatment providers.

2006 OBJECTIVES

- To attempt to manage a criminal caseload with increasingly more serious offenders being placed on probation. The probation population of 2005-06 continues the trend towards more violent offenders being placed on probation. Many causes such as serious substance abuse, mental illness, and general aggressive tendencies make for a more volatile probationer.
- To manage non-funded New York State mandates. These include DNA specimen collection, Sex Offender Registry, and implementation of the Correctional Offender Management Profiling for Alternative Sanctions (COMPAS). Probation is also involved with Drug Court, Domestic Violence Court and Family Treatment Court. 2006 will see probation continuing as a participant in "Project Impact", for which there is no additional revenue received.
- To continue to use and expand Electronic Monitoring as an alternative to costly incarceration for adults.
- To continue to work with the STOP-DWI Program in an attempt to change the behavior of the DWI offender.
- To continue to promote probation officer safety through offering an in-house two-day "Officer Safety and Survival Training" program to all new officers hired. This will be augmented with all officers using appropriate safety equipment provided by this department.

2006 BUDGET HIGHLIGHTS

- It is anticipated that the 2006 state aid reimbursement rate for eligible probation expenses will be 20%.

28 0024 PROBATION

<u>Title of Position</u>	<u>Grade/Unit</u>	<u>2004 Actuals</u>	<u>As of Sept. 1, 2005 Current Authorized</u>	<u>2006 Requested</u>	<u>2006 Recommended</u>	<u>2006 Adopted</u>
Probation Director III	G Admin	1	1	1	1	1
Deputy Probation Director III	D Admin	1	1	1	1	1
Probation Supervisor	21 BAPA	2	2	2	2	2
Senior Probation Officer	19 CSEA	4	4	4	4	4
Probation Officer/Trainee	17/16 CSEA	17	17	17	17	17
Principal Account Clerk	13 CSEA	1	1	1	1	1
Secretary	13 CSEA	1	1	1	1	1
Keyboard Specialist	8 CSEA	5	5	5	5	5
Account Clerk	7 CSEA	2	2	2	2	2
Account Clerk Typist	7 CSEA	1	1	1	1	1
Total Full-Time Positions		35	35	35	35	35
Total Part-Time Positions		0	0	0	0	0
TOTAL POSITIONS		35	35	35	35	35

BROOME COUNTY GOVERNMENT
 REVENUE AND APPROPRIATION SUMMARY
 BY DEPARTMENT AND DIVISION

SUBFUND :101 GENERAL OPERATING
 DEPARTMENT:28 PROBATION
 DIVISION :28 PROBATION

SUBJECT	SUBJECT TITLE	2004 YTD ACTUALS	2005 BUDGET	2005 YTD ACTUALS AS OF 8/31	2006 BUDGET REQUESTED	2006 BUDGET RECOMMENDED	2006 ADOPTED BUDGET
CHARACTER :02	DEPARTMENTAL INCOME						
0513	RESTITUTION/REPARATION SURCHARGE	16,896	22,000	11,065	20,000	20,000	20,000
0559	OTHER DEPARTMENTAL CHARGEBACK	32,000	30,000	17,062	30,000	30,000	30,000
CHARACTER 02 SUBTOTAL		48,896	52,000	28,127	50,000	50,000	50,000
CHARACTER :07	MISC/INTERFUND REVENUES						
0229	TRANSFER FROM INSURANCE RESERVE	1,673					
CHARACTER 07 SUBTOTAL		1,673					
CHARACTER :08	STATE AID						
0257	PROBATION SERVICES	299,548	361,707	147,580	387,106	387,106	387,106
CHARACTER 08 SUBTOTAL		299,548	361,707	147,580	387,106	387,106	387,106
TYPE R SUBTOTAL		350,117	413,707	175,707	437,106	437,106	437,106
CHARACTER :10	PERSONAL SERVICE						
1000	SALARIES FULL-TIME	1,290,329	1,394,883	763,535	1,383,987	1,383,987	1,383,987
1600	SALARIES TEMPORARY	18,343	18,781	13,291	26,503	26,503	26,503
1960	DISCRETIONARY SALARY SAVINGS		-47,200				
CHARACTER 10 SUBTOTAL		1,308,672	1,366,464	776,826	1,410,490	1,410,490	1,410,490

BROOME COUNTY GOVERNMENT
 REVENUE AND APPROPRIATION SUMMARY
 BY DEPARTMENT AND DIVISION

SUBFUND :101 GENERAL OPERATING
 DEPARTMENT:28 PROBATION
 DIVISION :28 PROBATION

SUBJECT	SUBJECT TITLE	2004 YTD ACTUALS	2005 BUDGET	2005 YTD ACTUALS AS OF 8/31	2006 BUDGET REQUESTED	2006 BUDGET RECOMMENDED	2006 ADOPTED BUDGET
CHARACTER :40	CONTRACTUAL EXPENDITURES						
4311	BOOKS AND SUBSCRIPTIONS	490	250	97	300	300	300
4319	OFFICE SUPPLIES	15,001	14,500	6,286	14,500	14,500	14,500
4326	FUEL AND HEATING SUPPLIES	12,056	13,750	14,188	20,240	20,240	20,240
4329	BLDG AND GROUNDS SUPPLIES	2,020	1,500	400	1,500	1,500	1,500
4331	FOOD AND BEVERAGES	146	150	101	150	150	150
4347	GAS OIL GREASE AND DIESEL FUEL	162	175	41	200	200	200
4349	MISC OPERATIONAL SUPPLIES	13,475	17,389	3,649	16,188	16,188	16,188
4411	POSTAGE AND FREIGHT	194	198	32	198	198	198
4418	DUES AND MEMBERSHIPS	550	525	375	625	625	625
4419	GENERAL OFFICE EXPENSES	2,099	2,412	1,158	2,412	2,412	2,412
4422	BUILDING AND LAND RENTAL		159,744	159,744	164,526	164,526	164,526
4425	WATER AND SEWAGE CHARGES	1,350	1,320	3,282	3,000	3,000	3,000
4427	ELECTRIC CURRENT	33,004	41,769	24,156	36,750	36,750	36,750
4428	TAXES			329			
4429	BUILDING AND GROUNDS EXPENSES	2,203	3,100	540	996	996	996
4449	OTHER OPERATIONAL EXPENSES	147	260		260	260	260
4461	MILEAGE AND PARKING-LOCAL	16,866	24,936	10,914	20,466	20,466	20,466
4462	TRAVEL HOTEL AND MEALS	3,181	3,078	1,030	4,156	4,156	4,156
4463	EDUCATION AND TRAINING	1,631	2,590	916	2,300	2,300	2,300
4518	COPYING MACHINE RENTALS	1,200	4,752	3,564	4,752	4,752	4,752
4520	PROPERTY LOSS	1,673					
4747	OTHER FEES FOR SERVICES	1,053	1,530	326	1,530	1,530	1,530
CHARACTER 40	SUBTOTAL	108,501	293,928	231,128	295,049	295,049	295,049

BROOME COUNTY GOVERNMENT
 REVENUE AND APPROPRIATION SUMMARY
 BY DEPARTMENT AND DIVISION

SUBFUND :101 GENERAL OPERATING
 DEPARTMENT:28 PROBATION
 DIVISION :28 PROBATION

SUBJECT	SUBJECT TITLE	2004 YTD ACTUALS	2005 BUDGET	2005 YTD ACTUALS AS OF 8/31	2006 BUDGET REQUESTED	2006 BUDGET RECOMMENDED	2006 ADOPTED BUDGET
CHARACTER :41	CHARGEBACK EXPENSES						
4602	INSURANCE PREMIUM CHARGEBACK	2,005	1,817	333	2,797	2,797	2,797
4609	DATA PROCESSING CHARGEBACKS	105,000	126,000	55,844	120,000	120,000	120,000
4610	PERSONAL SERVICES CHARGEBACKS	21,337	22,041	9,695	23,349	23,349	23,349
4614	OTHER CHARGEBACK EXPENSES	660	250		250	250	250
4615	GASOLINE CHARGEBACK	1,502	3,000	1,014	4,000	4,000	4,000
4616	FLEET SERVICE CHARGEBACK	4,100	9,641	4,821	9,641	9,641	9,641
4626	TRANSPORTATION SERVICES CHARGEBACKS	4,832					
CHARACTER 41	SUBTOTAL	139,436	162,749	71,707	160,037	160,037	160,037
CHARACTER :60	PRINCIPAL ON INDEBTEDNESS						
6008	PRINCIPAL ON CAPITAL LEASE	2,891					
CHARACTER 60	SUBTOTAL	2,891					
CHARACTER :70	INTEREST ON INDEBTEDNESS						
7005	INTEREST ON CAPITAL LEASE	155,801					
CHARACTER 70	SUBTOTAL	155,801					
CHARACTER :80	EMPLOYEE BENEFITS						
8010	STATE RETIREMENT	164,082	195,623	74,400	248,776	248,776	248,776
8030	SOCIAL SECURITY	97,700	108,144	58,268	107,899	107,899	107,899
8040	WORKERS COMPENSATION	7,317	17,000	4,037	15,144	15,144	15,144
8050	LIFE INSURANCE	656	840	408	840	840	840
8060	HEALTH INSURANCE	339,968	364,145	226,859	396,059	396,059	396,059
8063	DISABILITY INSURANCE	3,770	3,720	2,209	3,720	3,720	3,720
CHARACTER 80	SUBTOTAL	613,493	689,472	366,181	772,438	772,438	772,438

BROOME COUNTY GOVERNMENT
 REVENUE AND APPROPRIATION SUMMARY
 BY DEPARTMENT AND DIVISION

SUBFUND :101 GENERAL OPERATING
 DEPARTMENT:28 PROBATION
 DIVISION :28 PROBATION

SUBJECT SUBJECT TITLE	2004 YTD ACTUALS	2005 BUDGET	2005 YTD ACTUALS AS OF 8/31	2006 BUDGET REQUESTED	2006 BUDGET RECOMMENDED	2006 ADOPTED BUDGET
CHARACTER :90 TRANSFERS						
9005 TRANSFER TO GRANT FUND	89,472	93,946	92,783	92,783	92,783	92,783
CHARACTER 90 SUBTOTAL	89,472	93,946	92,783	92,783	92,783	92,783
TYPE X SUBTOTAL	2,418,266	2,606,559	1,538,625	2,730,797	2,730,797	2,730,797
DIVISION 28 SUBTOTAL	-2,068,149	-2,192,852	-1,362,918	-2,293,691	-2,293,691	-2,293,691

PROBATION-PINS/JD - 28**MISSION STATEMENT**

The Broome County Probation Department is dedicated to the protection of the community by reducing crime and delinquency, along with facilitating the rehabilitation of offenders of the law. This is accomplished through investigation, supervision, and diversion of cases that have violated laws of the Family Court Act, the Penal Law, and other laws of the State of New York. This department works closely with the courts, police agencies, treatment agencies, schools, and other human service agencies in Broome County to rehabilitate juveniles. The Probation Department has a primary obligation to the community to return juveniles back to the court when they do not abide by the court's orders.

DESCRIPTION

The **PINS Unit (Persons In Need of Supervision) of the Juvenile Services Division** provides intake, services for individuals seeking to file complaints against those juveniles who are up to the age of 18 and encountering behavior difficulties. On April 1, 2005, a major change in the way these complaints are handled was enacted into law. Now every effort must be made to provide services to this population in order to avoid court action. Probation has been designated the "lead agency" to implement the new law. Probation is working very closely with Social Services, Youth Bureau, and County Attorney to develop the 2006 PINS plan. It is hoped that the new thrust of services will avoid costly detention and institutional placements. The PINS Unit will continue to do court ordered pre-dispositional investigations and court ordered supervision.

The **JD Unit (Juvenile Delinquent) of Juvenile Services** provides intake services for all Juvenile Delinquency (JD) cases referred by police to the department. The process begins by arranging an Appearance Ticket interview with the youth, who can range from 7 to

16 years of age. Appropriate cases are supervised through a voluntary diversion program, in an attempt to resolve the complaint without the intervention of Family Court. The unit conducts pre-dispositional investigations and supervises adjudicated JD Family Court cases. The unit also provides adoption, custody and visitation investigations for Family Court, as well as operating the Juvenile Intensive Supervision Program (JISP) grant, which is not funded under the PINS/JD budget.

2006 OBJECTIVES

- To continue to provide quality services to the PINS/JD caseload. 2004 saw 845 cases opened for services and 2005's projected figure is 860. We are predicting that with the change in law, PINS cases will remain with us for a longer period than in prior years.
- To continue to provide mandated and voluntary services for suitable youth ages 7 - 16 who have committed criminal acts.
- To continue to use and expand Electronic Monitoring for Juvenile Delinquents as an alternative to very costly detention.
- To continue to work with other County human service departments in the Juvenile Justice Task Force. Probation, as the lead agency, will collaborate with these agencies to develop a cost effective plan to implement the revision of Section 735 of the Family Court Act. Community services will be developed and/or enhanced with the ultimate goal to reduce costly placements by timely interventions at the community level.

2006 BUDGET HIGHLIGHTS

- The entire 2006 PINS/JD budget is expected to be reimbursed through the Broome County Social Services Funding stream at 100%.

28 0099 PROBATION/PINS

<u>Title of Position</u>	<u>Grade/Unit</u>	<u>2004 Actuals</u>	<u>As of Sept. 1, 2005 Current Authorized</u>	<u>2006 Requested</u>	<u>2006 Recommended</u>	<u>2006 Adopted</u>
Probation Supervisor	21 BAPA	2	2	2	2	2
Senior Probation Officer	19 CSEA	3	3	3	3	3
Probation Officer/Trainee	17/16 CSEA	<u>11</u>	<u>11</u>	<u>11</u>	<u>11</u>	<u>11</u>
Total Full-Time Positions		16	16	16	16	16
Total Part-Time Positions		0	0	0	0	0
TOTAL POSITIONS		16	16	16	16	16

BROOME COUNTY GOVERNMENT
 REVENUE AND APPROPRIATION SUMMARY
 BY DEPARTMENT AND DIVISION

SUBFUND :101 GENERAL OPERATING
 DEPARTMENT:28 PROBATION
 DIVISION :29 PINS ADJUSTMENT SERVICES PROGRAM

SUBJECT	SUBJECT TITLE	2004 YTD ACTUALS	2005 BUDGET	2005 YTD ACTUALS AS OF 8/31	2006 BUDGET REQUESTED	2006 BUDGET RECOMMENDED	2006 ADOPTED BUDGET
CHARACTER :02	DEPARTMENTAL INCOME						
0045	CHARGEBACKS - D S S	919,759	990,632		1,037,079	1,037,079	1,037,079
CHARACTER 02 SUBTOTAL		919,759	990,632		1,037,079	1,037,079	1,037,079
CHARACTER :07	MISC/INTERFUND REVENUES						
0215	REFUNDS OF PRIOR YEARS EXPENDITURES	16		20			
CHARACTER 07 SUBTOTAL		16		20			
TYPE R SUBTOTAL		919,775	990,632	20	1,037,079	1,037,079	1,037,079
CHARACTER :10	PERSONAL SERVICE						
1000	SALARIES FULL-TIME	647,766	686,122	403,983	680,927	680,927	680,927
CHARACTER 10 SUBTOTAL		647,766	686,122	403,983	680,927	680,927	680,927
CHARACTER :40	CONTRACTUAL EXPENDITURES						
4326	FUEL AND HEATING SUPPLIES	1,503	1,650	1,769	2,530	2,530	2,530
4347	GAS OIL GREASE AND DIESEL FUEL	20					
4349	MISC OPERATIONAL SUPPLIES	4,193	2,114		2,514	2,514	2,514
4411	POSTAGE AND FREIGHT			1			
4422	BUILDING AND LAND RENTAL	2	19,916	19,916	20,512	20,512	20,512
4427	ELECTRIC CURRENT	4,115	4,935	3,012	4,560	4,560	4,560
4461	MILEAGE AND PARKING-LOCAL	11,136	17,520	7,244	15,126	15,126	15,126
4462	TRAVEL HOTEL AND MEALS	1,109	1,624	836	2,300	2,300	2,300
4463	EDUCATION AND TRAINING	356	1,450	423	1,330	1,330	1,330
4747	OTHER FEES FOR SERVICES	40	745	923	1,990	1,990	1,990
CHARACTER 40 SUBTOTAL		22,474	49,954	34,124	50,862	50,862	50,862

BROOME COUNTY GOVERNMENT
 REVENUE AND APPROPRIATION SUMMARY
 BY DEPARTMENT AND DIVISION

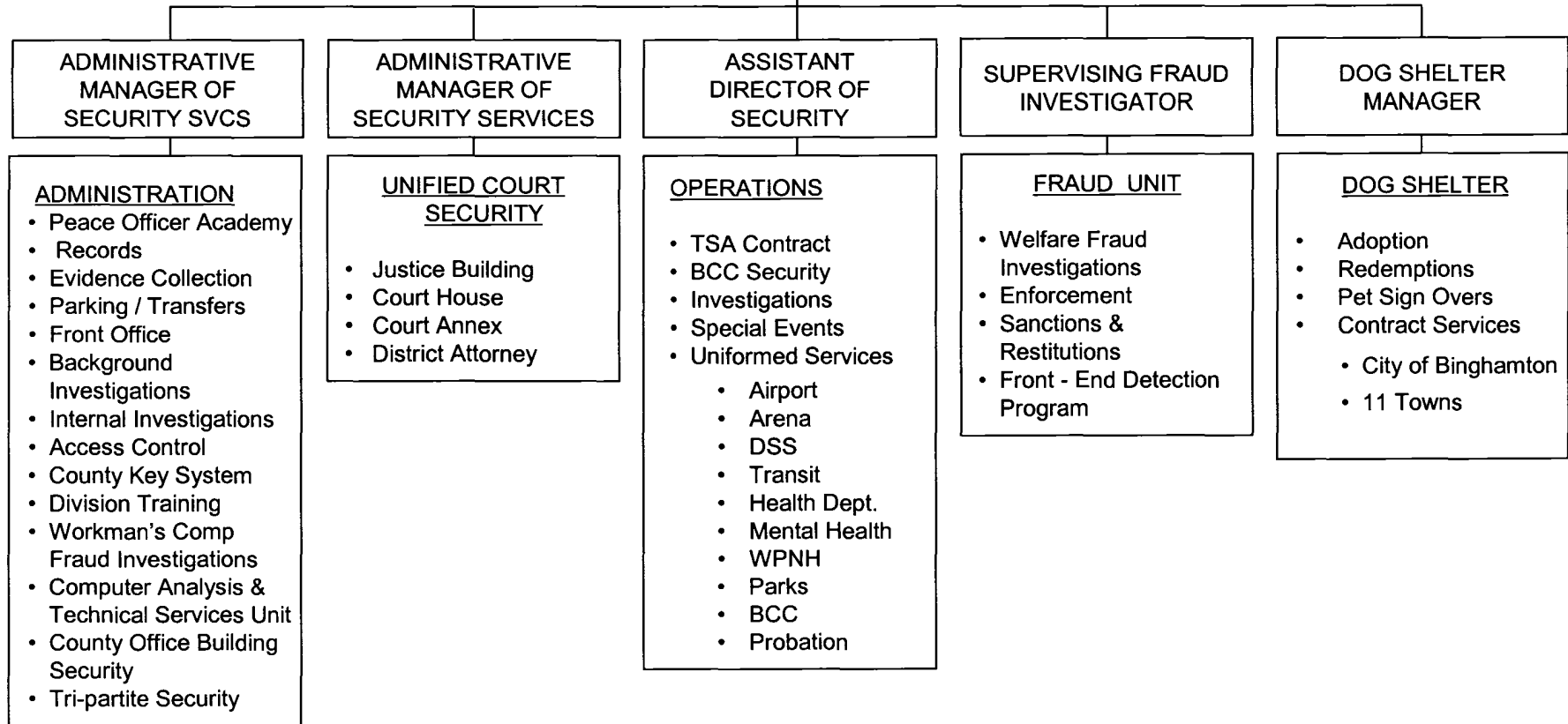
SUBFUND :101 GENERAL OPERATING
 DEPARTMENT:28 PROBATION
 DIVISION :29 PINS ADJUSTMENT SERVICES PROGRAM

SUBJECT	SUBJECT TITLE	2004 YTD ACTUALS	2005 BUDGET	2005 YTD ACTUALS AS OF 8/31	2006 BUDGET REQUESTED	2006 BUDGET RECOMMENDED	2006 ADOPTED BUDGET
CHARACTER :41	CHARGEBACK EXPENSES						
4614	OTHER CHARGEBACK EXPENSES	500	750	700	1,000	1,000	1,000
CHARACTER 41 SUBTOTAL		500	750	700	1,000	1,000	1,000
CHARACTER :70	INTEREST ON INDEBTEDNESS						
7005	INTEREST ON CAPITAL LEASE	19,342					
CHARACTER 70 SUBTOTAL		19,342					
CHARACTER :80	EMPLOYEE BENEFITS						
8010	STATE RETIREMENT	73,110	86,526	40,250	112,490	112,490	112,490
8030	SOCIAL SECURITY	47,970	52,487	29,910	52,091	52,091	52,091
8040	WORKERS COMPENSATION	3,579	4,000	2,000	4,120	4,120	4,120
8050	LIFE INSURANCE	298	384	198	384	384	384
8060	HEALTH INSURANCE	102,970	108,729	73,992	133,525	133,525	133,525
8063	DISABILITY INSURANCE	1,751	1,680	1,076	1,680	1,680	1,680
CHARACTER 80 SUBTOTAL		229,678	253,806	147,426	304,290	304,290	304,290
TYPE X SUBTOTAL		919,760	990,632	586,233	1,037,079	1,037,079	1,037,079
DIVISION 29 SUBTOTAL		15		-586,213			
DEPARTMENT 28 SUBTOTAL		-2,068,134	-2,192,852	-1,949,131	-2,293,691	-2,293,691	-2,293,691

SECURITY SERVICES

COMMISSIONER OF PUBLIC WORKS

DIRECTOR OF SECURITY SERVICES



PUBLIC WORKS – 03
Security - 06

MISSION STATEMENT

Maintain a safe and orderly atmosphere upon County properties and elsewhere by rendering assistance, encourage compliance and providing enforcement as necessary. Protect the County facilities and assets from damage and loss. Provide services as required, which are best provided by a security organization, to enhance governmental operations and reduce liability. Provide specific functions as may be required.

DESCRIPTION

The Division consists of five units, which are responsible for unique and separate services.

- Administrative Services include maintenance and operation of the County ID Card System, Pre-Employment Screening Project, Access Control System, parking lots, evidence retention, lost & found property, Workers' Compensation fraud investigations, security records, and equipment and training.
- Security Operations include Uniformed Security Services at County facilities such as the Departments of Social Services, Health, Mental Health, Airport, Arena, Forum, Parks, Office Building, Landfill, and Willow Point Nursing Home and BCC.
- The Case Integrity Unit conducts welfare fraud and internal investigations for the Department of Social Services.
- The Front Street Shelter provides contracted dog shelter services for eleven towns and the City of Binghamton.
- The Court Security Unit provides uniformed security services at the Court House and Family Court Annex.

2006 OBJECTIVES

- Maintain the shared services of the Computer & Technical Services Lab.
- Explore further shared service options.
- Reduce costs where appropriate.

2006 BUDGET HIGHLIGHTS

- Complete a transfer of function with the NYS Unified Court District.
- Renew Illegal Dumping efforts as a shared service project.

03 0080 PUBLIC WORKS/Security

1450

1476

<u>Title of Position</u>	<u>Grade/Unit</u>	<u>2004 Actuals</u>	<u>As of Sept. 1, 2005 Current Authorized</u>	<u>2006 Requested</u>	<u>2006 Recommended</u>	<u>2006 Adopted</u>
Director of Security	F Admin	1	1	1	1	1
Assistant Director of Security	23 Admin	1	1	1	1	1
Administrative Manager of Security Services	23 Admin	2	2	2	2	2
Supervising Fraud Investigator	23 BAPA	1	1	1	1	1
Security Supervisor	18 BAPA	4	4	4	4	4
Dog Shelter Manager	17 BAPA	1	1	1	1	1
Sr Security Svcs Investigator	20 CSEA	1	1	1	1	1
Security Services Investigator	17 CSEA	6	6	6	6	6
Senior Social Services Examiner	13 CSEA	1	1	1	1	1
Assistant Dog Shelter Manager	12 CSEA	1	1	1	1	1
Security Officer II	12 CSEA	22	22	22	22	22
Keyboard Specialist	8 CSEA	2	2	2	2	2
Kennel Person	7 CSEA	3	3	3	3	3
Security Officer I	7 CSEA	<u>5</u>	<u>5</u>	<u>5</u>	<u>5</u>	<u>5</u>
Total Full-Time Positions		51	51	51	51	51
Account Clerk Typist	7 CSEA	1	1	1	1	1
Security Officer II	12 CSEA	1	1	1	1	1
Security Officer I	7 CSEA	<u>4</u>	<u>4</u>	<u>4</u>	<u>4</u>	<u>4</u>
Total Part-Time Positions		6	6	6	6	6
TOTAL POSITIONS		57	57	57	57	57

BROOME COUNTY GOVERNMENT
 REVENUE AND APPROPRIATION SUMMARY
 BY DEPARTMENT AND DIVISION

SUBFUND :101 GENERAL OPERATING
 DEPARTMENT:03 PUBLIC WORKS
 DIVISION :06 SECURITY

SUBJECT	SUBJECT TITLE	2004 YTD ACTUALS	2005 BUDGET	2005 YTD ACTUALS AS OF 8/31	2006 BUDGET REQUESTED	2006 BUDGET RECOMMENDED	2006 ADOPTED BUDGET
CHARACTER :02	DEPARTMENTAL INCOME						
0027	MISCELLANEOUS						
0038	SECURITY SERVICES	1,107,501	1,382,025	141,808	1,495,622	1,388,725	1,388,725
0177	REIMBURSEMENT - ANIMAL SHELTER	179,740	190,000	91,701	190,977	190,977	190,977
0544	EVENTS - BASEMENT PARKING	12,329	17,400	6,163	16,300	16,300	16,300
0555	DOG LICENSE REVENUE	12,141	16,000		12,200	12,200	12,200
0559	OTHER DEPARTMENTAL CHARGEBACK	800		400			
0624	SHELTER REVENUE	40,640	45,000		41,000	41,000	41,000
0637	BCC CHARGES	220,105	229,225	114,628	236,132	236,132	236,132
0639	SECURITY SERVICES - OUTSIDE USERS	835,972	1,018,603	608,709	1,039,702	1,062,055	1,062,055
	CHARACTER 02 SUBTOTAL	2,409,228	2,898,253	963,409	3,031,933	2,947,389	2,947,389
CHARACTER :03	USE OF MONEY AND PROPERTY						
0186	INTEREST AND EARNINGS	1,504	1,300	1,259	500	500	500
0193	PARKING LOT	1,430	1,100	930	1,320	1,320	1,320
0194	PARKING PLAZA	48,002	48,000	31,398	46,500	46,500	46,500
	CHARACTER 03 SUBTOTAL	50,936	50,400	33,587	48,320	48,320	48,320
CHARACTER :06	SALE OF PROP & COMP FOR LOSS						
0213	SALE OF EQUIPMENT	152					
	CHARACTER 06 SUBTOTAL	152					

BROOME COUNTY GOVERNMENT
 REVENUE AND APPROPRIATION SUMMARY
 BY DEPARTMENT AND DIVISION

SUBFUND :101 GENERAL OPERATING
 DEPARTMENT:03 PUBLIC WORKS
 DIVISION :06 SECURITY

SUBJECT	SUBJECT TITLE	2004 YTD ACTUALS	2005 BUDGET	2005 YTD ACTUALS AS OF 8/31	2006 BUDGET REQUESTED	2006 BUDGET RECOMMENDED	2006 ADOPTED BUDGET
CHARACTER :07	MISC/INTERFUND REVENUES						
0215	REFUNDS OF PRIOR YEARS EXPENDITURES	41					
0220	UNCLASSIFIED REVENUES	30,371	25,000	7,706	24,767	24,767	24,767
0226	TRANSFER FROM RESERVE FUND	69,003	59,354	59,354	84,590	84,590	84,590
0229	TRANSFER FROM INSURANCE RESERVE	2,079					
CHARACTER 07 SUBTOTAL		101,494	84,354	67,060	109,357	109,357	109,357
CHARACTER :09	FEDERAL AID						
0584	PUBLIC SAFETY GRANTS - FEDERAL	130,002	160,000	119,727	166,089	166,089	166,089
0900	FEDERAL AID - OTHER			12,595			
CHARACTER 09 SUBTOTAL		130,002	160,000	132,322	166,089	166,089	166,089
TYPE R SUBTOTAL		2,691,812	3,193,007	1,196,378	3,355,699	3,271,155	3,271,155
CHARACTER :10	PERSONAL SERVICE						
1000	SALARIES FULL-TIME	1,617,151	1,787,241	1,046,324	1,805,552	1,805,552	1,805,552
1500	SALARIES PART-TIME	52,710	74,997	32,352	74,268	74,268	74,268
1600	SALARIES TEMPORARY	741,667	882,934	454,986	900,010	900,010	900,010
1700	SALARIES OVERTIME	173,283	118,773	101,583	121,949	121,949	121,949
1900	SALARIES SHIFT DIFFERENTIAL	9,614	12,560	6,286	12,368	12,368	12,368
1930	STAND-BY PAY	6,020	5,097	3,410	5,250	5,250	5,250
1960	DISCRETIONARY SALARY SAVINGS		-38,500				
CHARACTER 10 SUBTOTAL		2,600,445	2,843,102	1,644,941	2,919,397	2,919,397	2,919,397

BROOME COUNTY GOVERNMENT
 REVENUE AND APPROPRIATION SUMMARY
 BY DEPARTMENT AND DIVISION

SUBFUND :101 GENERAL OPERATING
 DEPARTMENT:03 PUBLIC WORKS
 DIVISION :06 SECURITY

SUBJECT	SUBJECT TITLE	2004 YTD ACTUALS	2005 BUDGET	2005 YTD ACTUALS AS OF 8/31	2006 BUDGET REQUESTED	2006 BUDGET RECOMMENDED	2006 ADOPTED BUDGET
CHARACTER :40	CONTRACTUAL EXPENDITURES						
4311	BOOKS AND SUBSCRIPTIONS	698	1,600	453	2,635	2,635	2,635
4319	OFFICE SUPPLIES	12,174	10,800	2,938	11,250	11,250	11,250
4323	BLDG MAINTENANCE SUPPLIES	3,992	1,800	339	1,700	1,700	1,700
4326	FUEL AND HEATING SUPPLIES	7,501	13,000	7,212	14,600	14,600	14,600
4329	BLDG AND GROUNDS SUPPLIES	4,931	6,000	2,590	5,500	5,500	5,500
4341	MOTOR EQUIPMENT SUPPLIES	16					
4342	PHOTOGRAPHIC SUPPLIES	4,652	4,550		4,350	4,350	4,350
4346	TRAINING AND EDUCATIONAL SUPPLIES		1,000		500	500	500
4347	GAS OIL GREASE AND DIESEL FUEL	442	400	177			
4349	MISC OPERATIONAL SUPPLIES	45,933	48,840	33,504	53,440	53,440	53,440
4351	ANIMAL FOOD	2,132	3,500	897	2,000	2,000	2,000
4356	UNIFORMS	23,644	40,600	9,038	35,400	35,400	35,400
4358	SAFETY SUPPLIES	9,482	5,700	5,909	5,200	5,200	5,200
4359	COMPUTER SOFTWARE AND SUPPLIES	9,631	4,100	2,440	14,100	14,100	14,100
4411	POSTAGE AND FREIGHT	157	200	112	200	200	200
4418	DUES AND MEMBERSHIPS	678	1,950	328	2,210	2,210	2,210
4419	GENERAL OFFICE EXPENSES	529	1,700	336	700	700	700
4425	WATER AND SEWAGE CHARGES	2,708	1,500	526	3,000	3,000	3,000
4427	ELECTRIC CURRENT	4,131	6,000	2,712	5,000	5,000	5,000
4429	BUILDING AND GROUNDS EXPENSES	3,282	2,800	1,806	2,700	2,700	2,700
4432	LAUNDRY AND DRY CLEANING EXPENSES	29		124			
4441	MOTOR EQUIP REPAIRS AND MAINT	20					
4442	PHOTOGRAPHIC EXPENSES	22	1,000	2	360	360	360
4447	OPERATIONAL EQUIPMENT REPAIRS			571			
4448	ADVERTISING AND PROMOTION EXPENSES		200		200	200	200
4449	OTHER OPERATIONAL EXPENSES	6,205	9,600	3,778	10,700	10,700	10,700
4461	MILEAGE AND PARKING-LOCAL	56	500		500	500	500
4462	TRAVEL HOTEL AND MEALS	4,291	2,100	1,438	11,200	7,200	7,200
4463	EDUCATION AND TRAINING	2,015	4,025	1,253	12,400	8,400	8,400
4465	NON-EMPLOYEE TRAVEL HOTEL & MEALS	320	650		500	500	500
4518	COPYING MACHINE RENTALS	650	2,000	1,233	2,500	2,500	2,500
4520	PROPERTY LOSS	1,284					
4523	INSURANCE CLAIMS	795					
4742	VETERINARIAN SERVICES	14,207	16,000	7,267	16,000	16,000	16,000
CHARACTER 40	SUBTOTAL	166,607	192,115	86,983	218,845	210,845	210,845

BROOME COUNTY GOVERNMENT
 REVENUE AND APPROPRIATION SUMMARY
 BY DEPARTMENT AND DIVISION

SUBFUND :101 GENERAL OPERATING
 DEPARTMENT:03 PUBLIC WORKS
 DIVISION :06 SECURITY

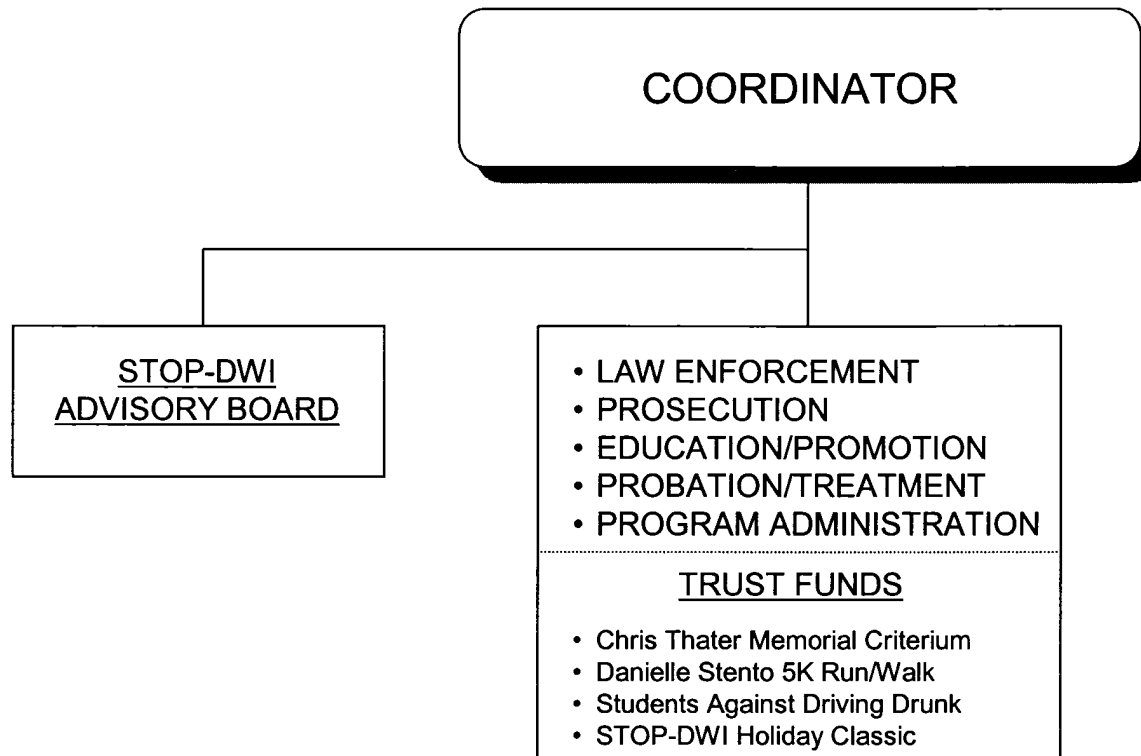
SUBJECT	SUBJECT TITLE	2004 YTD ACTUALS	2005 BUDGET	2005 YTD ACTUALS AS OF 8/31	2006 BUDGET REQUESTED	2006 BUDGET RECOMMENDED	2006 ADOPTED BUDGET
CHARACTER :41	CHARGEBACK EXPENSES						
4602	INSURANCE PREMIUM CHARGEBACK	37,314	9,823		61,103	61,103	61,103
4605	COUNTY ATTORNEY CHARGEBACKS	1,200		20			
4606	TELEPHONE BILLING ACCOUNT		2,652				
4609	DATA PROCESSING CHARGEBACKS	1,472					
4610	PERSONAL SERVICES CHARGEBACKS	75					
4614	OTHER CHARGEBACK EXPENSES	1,801	6,500	43	2,500	2,500	2,500
4615	GASOLINE CHARGEBACK	22,641	22,700	12,309	30,700	30,700	30,700
4616	FLEET SERVICE CHARGEBACK	58,909	38,566	19,283	38,587	38,587	38,587
4617	DUPLICATING/PRINTING CHARGEBACK	297	400	539			
4618	OFFICE SUPPLIES CHARGEBACK	1,467	100	528			
4619	BUILDING SERVICE CHARGEBACK	10,168	7,000	4,988	10,000	10,000	10,000
4626	TRANSPORTATION SERVICES CHARGEBACKS		14,872	6,536	41,612	41,612	41,612
CHARACTER 41	SUBTOTAL	135,344	102,613	44,246	184,502	184,502	184,502
CHARACTER :60	PRINCIPAL ON INDEBTEDNESS						
6008	PRINCIPAL ON CAPITAL LEASE	915					
CHARACTER 60	SUBTOTAL	915					
CHARACTER :70	INTEREST ON INDEBTEDNESS						
7005	INTEREST ON CAPITAL LEASE	197					
CHARACTER 70	SUBTOTAL	197					

BROOME COUNTY GOVERNMENT
 REVENUE AND APPROPRIATION SUMMARY
 BY DEPARTMENT AND DIVISION

SUBFUND :101 GENERAL OPERATING
 DEPARTMENT:03 PUBLIC WORKS
 DIVISION :06 SECURITY

SUBJECT TITLE	2004 YTD ACTUALS	2005 BUDGET	2005 YTD ACTUALS AS OF 8/31	2006 BUDGET REQUESTED	2006 BUDGET RECOMMENDED	2006 ADOPTED BUDGET
CHARACTER :80 EMPLOYEE BENEFITS						
8010 STATE RETIREMENT	188,749	208,624	115,084	343,875	318,301	318,301
8030 SOCIAL SECURITY	196,510	219,718	123,666	223,344	223,344	223,344
8040 WORKERS COMPENSATION	12,347	13,000	6,313	14,055	14,055	14,055
8050 LIFE INSURANCE	1,106	1,560	746	1,590	1,590	1,590
8060 HEALTH INSURANCE	375,390	426,124	287,739	513,331	513,331	513,331
8063 DISABILITY INSURANCE	5,858	6,600	3,606	6,600	6,600	6,600
8070 UNEMPLOYMENT INSURANCE	2,880					
CHARACTER 80 SUBTOTAL	782,840	875,626	537,154	1,102,795	1,077,221	1,077,221
TYPE X SUBTOTAL	3,686,348	4,013,456	2,313,324	4,425,539	4,391,965	4,391,965
DIVISION 06 SUBTOTAL	-994,536	-820,449	-1,116,946	-1,069,840	-1,120,810	-1,120,810
DEPARTMENT 03 SUBTOTAL	-6,077,032	-5,899,681	-3,850,526	-6,623,332	-6,592,248	-6,592,248

STOP - DWI



STOP-DWI - 82

MISSION STATEMENT

To develop and coordinate a comprehensive DWI counter-measure program to deter the incidence of drunk driving and the occurrence of alcohol related traffic injuries and fatalities.

DESCRIPTION

STOP-DWI stands for “Special Traffic Options Program for Driving While Intoxicated”. The STOP-DWI Program was enacted by the State Legislature in 1981 for the purposes of empowering county governments to coordinate local efforts to reduce alcohol and other drug-related traffic crashes within the context of a comprehensive and financially self-sustaining alcohol and highway safety program.

Pursuant to Article 31 Section 1197 of the New York State Vehicle and Traffic Law, the Broome County STOP-DWI Program develops and coordinates a comprehensive DWI countermeasures program – that places a priority on general deterrence – the prevention of drunk driving through the increased certainty of arrest and conviction. To that end, STOP-DWI funds specially marked police vehicles with local agencies and provides overtime money for extra patrols. STOP-DWI also provides specialized breath testing equipment and video cameras to police agencies as well. The District Attorney’s office receives funds for an additional prosecutor to specialize in DWI cases. STOP-DWI also funds a position with the Broome County Probation Department to deal with recidivist DWI offenders.

In order to educate the public about the dangers of drunk driving, the increased certainty of arrest and harsh penalties one faces if convicted, a large print and electronic media campaign have been undertaken.

Additionally, STOP-DWI sponsors numerous training seminars for professionals who deal with various aspects of the drunk driving issue. STOP-DWI also works with local middle and high school SADD Chapters and conducts outreach programs and community based education efforts. The STOP-DWI Program also sponsors a national caliber high school basketball tournament, bicycle race, girl’s softball tournament and 5K run/walk, using the popularity of sports to further promote the STOP-DWI message.

STOP-DWI funding is limited to enhancement programs, which reduce the incidence of drunk driving, and is supported entirely by the fines paid by people convicted of driving while intoxicated.

2006 OBJECTIVES

Enforcement and Adjudication Component:

- Continue the STOP-DWI Task Force Program involving specially marked patrol vehicles and overtime patrols that are dedicated to DWI enforcement.
- Continue the videotape program in which DWI offenders are video taped at the scene of arrest and at police stations.
- Purchase specialized breath testing equipment and supplies for DWI enforcement.
- Support efforts to develop a specialized crash investigation and reconstruction team among Broome County’s law enforcement agencies.
- Continue the STOP-DWI Prosecution Program with the Broome County District Attorney’s Office.
- Continue the STOP-DWI Probation Program with the Broome County Probation Department.
- Continue funding an in-house random drug testing program for DWI Probationers.

Education and Public Awareness Component:

- Continue specialized education programs for enforcement, prosecution, education and treatment professionals who deal with various aspects of the drunk driving issue.
- Conduct a comprehensive electronic and print advertising campaign to promote awareness about the DWI issue.
- Conduct special events such as the STOP-DWI Tournament of Champions, Chris Thater Memorial and the Danielle Run to further promote the STOP-DWI message to youth and the community.
- Conduct community outreach by public speaking engagements, by presenting booths at health fairs and trade shows and by making available videos, displays and printed materials to schools and other organizations.
- Continue to support SADD at the middle and high school levels.

Administrative/Evaluation Component:

- Work with the STOP-DWI Advisory Board, local officials and public and private community organizations to develop a comprehensive DWI countermeasure program.
- Monitor and evaluate traffic accident, arrest and conviction data to assess the effectiveness of Broome County's STOP-DWI effort.
- Seek private/corporate sponsorship to help finance education and promotional efforts.

2006 BUDGET HIGHLIGHTS

- Application of DWI fine revenues to cover FY2006 program expenses at no cost to local taxpayers.
- Implementation of a DWI Probation Supervision Fee to create an alternative funding mechanism to support STOP-DWI's Probation programming.

82 0001 STOP DWI

<u>Title of Position</u>	<u>Grade/Unit</u>	<u>2004 Actuals</u>	<u>As of Sept. 1, 2005 Current Authorized</u>	<u>2006 Requested</u>	<u>2006 Recommended</u>	<u>2006 Adopted</u>
STOP DWI Coordinator	22 Admin	1	1	1	1	1
STOP DWI Program Manager	17 CSEA	1	1	1	1	1
Secretary	13 CSEA	<u>1</u>	<u>1</u>	<u>1</u>	<u>1</u>	<u>1</u>
Total Full-Time Positions		3	3	3	3	3
Total Part-Time Positions		0	0	0	0	0
TOTAL POSITIONS		3	3	3	3	3

BROOME COUNTY GOVERNMENT
REVENUE AND APPROPRIATION SUMMARY
BY DEPARTMENT

SUBFUND :101 GENERAL OPERATING
DEPARTMENT:82 STOP-DWI

SUBJECT	SUBJECT TITLE	2004 YTD ACTUALS	2005 BUDGET	2005 YTD ACTUAL THRU 8/31	2006 BUDGET REQUESTED	2006 BUDGET RECOMMENDED	2006 ADOPTED BUDGET
CHARACTER :02 DEPARTMENTAL INCOME							
0492	MISC ADMIN AND OTHER INCOME	-----	15,000	500	10,000	10,000	10,000
CHARACTER 02 SUBTOTAL		-----	15,000	500	10,000	10,000	10,000
CHARACTER :05 FINES AND FORFEITURES							
0203	STOP DWI FINES	314,356	370,000	215,374	335,000	335,000	335,000
0650	DWI SUPERVISION FEES	-----	-----	-----	30,000	-----	30,000
CHARACTER 05 SUBTOTAL		314,356	370,000	215,374	365,000	335,000	365,000
CHARACTER :07 MISC/INTERFUND REVENUES							
0226	TRANSFER FROM RESERVE FUND	23,586	5,000	2,953	-----	-----	-----
CHARACTER 07 SUBTOTAL		23,586	5,000	2,953	-----	-----	-----
TYPE R SUBTOTAL		337,942	390,000	218,827	375,000	345,000	375,000
CHARACTER :10 PERSONAL SERVICE							
1000	SALARIES FULL-TIME	120,015	128,216	76,042	126,573	126,573	126,573
CHARACTER 10 SUBTOTAL		120,015	128,216	76,042	126,573	126,573	126,573

BROOME COUNTY GOVERNMENT
REVENUE AND APPROPRIATION SUMMARY
BY DEPARTMENT

SUBFUND :101 GENERAL OPERATING
DEPARTMENT:82 STOP-DWI

SUBJECT	SUBJECT TITLE	2004 YTD ACTUALS	2005 BUDGET	2005 YTD ACTUAL THRU 8/31	2006 BUDGET REQUESTED	2006 BUDGET RECOMMENDED	2006 ADOPTED BUDGET
CHARACTER :40 CONTRACTUAL EXPENDITURES							
4311	BOOKS AND SUBSCRIPTIONS	1,258	750	769	500	500	500
4319	OFFICE SUPPLIES	3,585	3,500	1,397	3,500	3,500	3,500
4342	PHOTOGRAPHIC SUPPLIES	1,623	2,500	173	2,000	2,000	2,000
4344	ARSON INVESTIGATION SUPPLIES	-100					
4347	GAS OIL GREASE AND DIESEL FUEL		50		50	50	50
4349	MISC OPERATIONAL SUPPLIES	14,036	5,000	631	3,500	3,500	3,500
4359	COMPUTER SOFTWARE AND SUPPLIES				1,105	1,105	1,105
4411	POSTAGE AND FREIGHT	182	500		500	500	500
4412	TELEPHONE		100		100	100	100
4418	DUES AND MEMBERSHIPS	820	940	1,067	786	786	786
4442	PHOTOGRAPHIC EXPENSES	13	500		500	500	500
4447	OPERATIONAL EQUIPMENT REPAIRS	154	750		750	750	750
4448	ADVERTISING AND PROMOTION EXPENSES	64,860	50,000	20,051	45,000	45,000	45,000
4457	SUBCONTRACTED PROGRAM EXPENSE	57,727	64,000	54,714	64,000	64,000	64,000
4461	MILEAGE AND PARKING-LOCAL	1,249	750	373	750	750	750
4462	TRAVEL HOTEL AND MEALS	234	1,000	-44	750	750	750
4463	EDUCATION AND TRAINING	275	750	420	750	750	750
4465	NON-EMPLOYEE TRAVEL HOTEL & MEALS	720	1,000	171	1,000	1,000	1,000
4466	ADVISORY BD/TRUSTEES EXPENSES	405	200	137	200	200	200
4467	NON-EMPLOYEE EDUCATION AND TRNG	489	650	210	750	750	750
4518	COPYING MACHINE RENTALS	1,668	1,680	1,112	1,800	1,800	1,800
CHARACTER 40 SUBTOTAL		149,198	134,620	81,181	128,291	128,291	128,291
CHARACTER :41 CHARGEBACK EXPENSES							
4601	INDIRECT COSTS	20,000					
4602	INSURANCE PREMIUM CHARGEBACK	188	150	91			
4610	PERSONAL SERVICES CHARGEBACKS	79,389	95,000	31,582	80,000	80,000	80,000
4616	FLEET SERVICE CHARGEBACK	750	1,000		1,000	1,000	1,000
CHARACTER 41 SUBTOTAL		100,327	96,150	31,673	81,000	81,000	81,000

BROOME COUNTY GOVERNMENT
 REVENUE AND APPROPRIATION SUMMARY
 BY DEPARTMENT

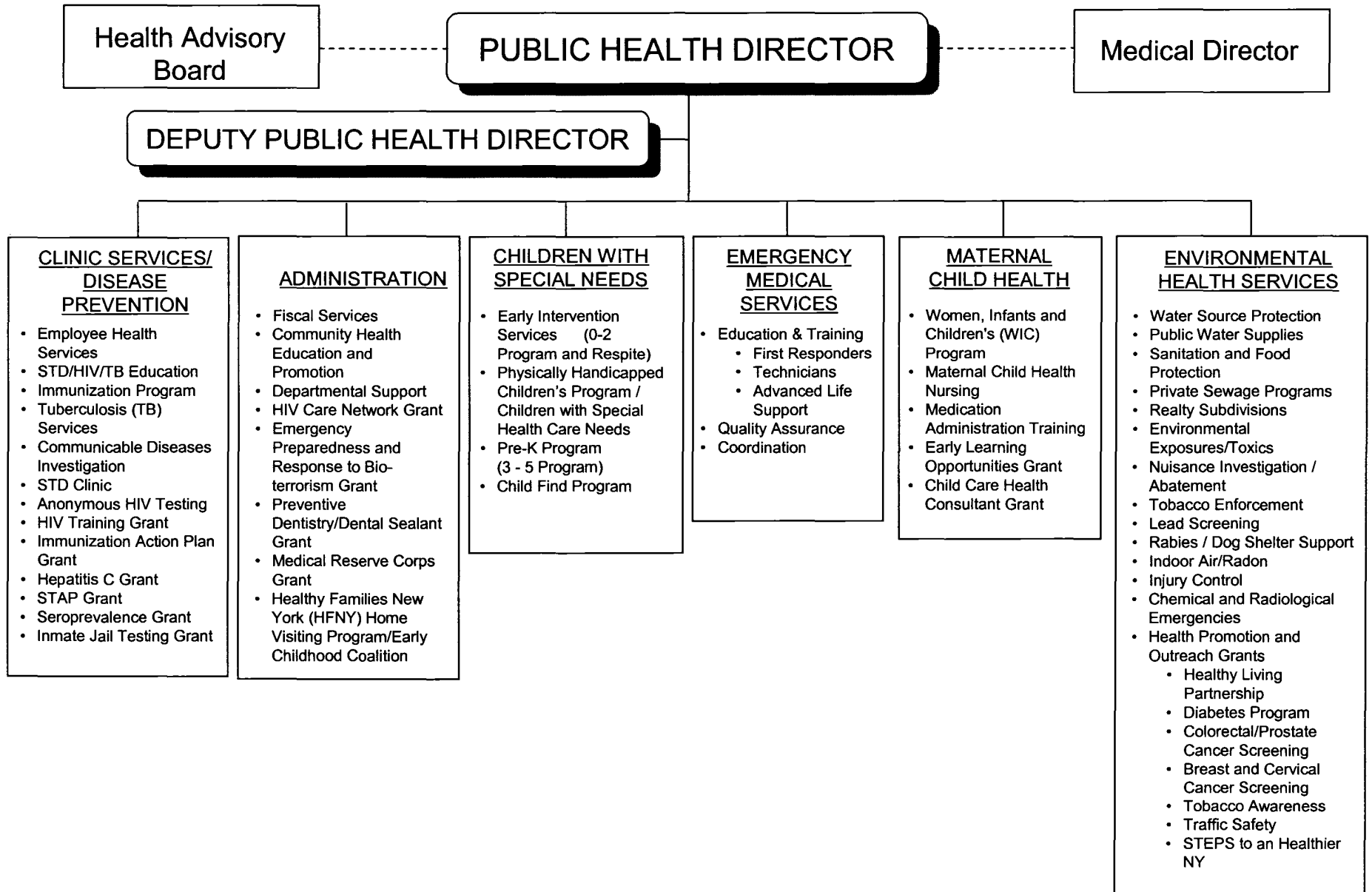
SUBFUND :101 GENERAL OPERATING
 DEPARTMENT:82 STOP-DWI

SUBJECT	SUBJECT TITLE	2004 YTD ACTUALS	2005 BUDGET	2005 YTD ACTUAL THRU 8/31	2006 BUDGET REQUESTED	2006 BUDGET RECOMMENDED	2006 ADOPTED BUDGET
CHARACTER :80 EMPLOYEE BENEFITS							
8010	STATE RETIREMENT	11,993	10,215	7,424	13,405	13,405	13,405
8030	SOCIAL SECURITY	9,140	9,807	5,710	9,683	9,683	9,683
8040	WORKERS COMPENSATION	876	1,000		1,030	1,030	1,030
8050	LIFE INSURANCE	58	72	38	72	72	72
8060	HEALTH INSURANCE	9,472	9,680	9,027	14,706	14,706	14,706
8063	DISABILITY INSURANCE	260	240	159	240	240	240
CHARACTER 80 SUBTOTAL		31,799	31,014	22,358	39,136	39,136	39,136
TYPE X SUBTOTAL		401,339	390,000	211,254	375,000	375,000	375,000
DEPARTMENT 82 SUBTOTAL		-63,397		7,573		-30,000	

HEALTH

<u>DEPARTMENT/DIVISION</u>	<u>PAGE</u>
Health	
Maternal Child Health/ Children with Special Needs	249
Administration	257
Environmental Health (Includes Rabies Control)	265
Clinics & Disease Control	270
Emergency Medical Training	276
Mental Health	
Mental Health Clinic (including Families First)	281
Willow Point Nursing Home	
Administration & General	290
Nursing	299
Dietary	306
Cleanliness & Safety	311
Social Programs	317
Ancillaries	322
Debt Service	324
Transfers	327

HEALTH



HEALTH - 48**Maternal Child Health and Development - 35****MISSION STATEMENT**

To promote through identification, assessment, education, and service provision, the growth and development of children with special needs and their families. To improve the health of women, infants and children through health teaching, health counseling, and the early identification of real and potential health problems.

DESCRIPTION

Public health nurses visit expectant parents, new parents, and their children at home. Parents, through in-person encounters, can discuss concerns and ask questions about health care, childcare, child growth and development, community resources available for new parents, and more. The nurses provide health education, assess health conditions, and make referrals for needed services. A nutritionist/certified lactation consultant is available to discuss the nutritional needs of families, and assist in improving successful breastfeeding rates through education and assistance. Nurses also visit parents who have just lost a child to help them through their grief, and refer to community bereavement groups.

In addition to Maternal Child Health nurses, through the Early Intervention Program service coordinators work with families of children with developmental delays and/or diagnosed conditions with a high probability of delay, to identify the families' concerns and priorities for their children. The Early Intervention Program is a statewide program offering therapeutic and support services for children up to three years of age with special needs and their families.

The Child Find component of Early Intervention Program focuses on ensuring at-risk children: (a) are engaged in primary health care; (b) will receive appropriate developmental surveillance and screening from a primary care provider, (c) are referred to Early Intervention for a multi-disciplinary evaluation when indicated, and (d) have health insurance coverage.

From Early Intervention, a child may transition into the Preschool Program for children age's three to five with suspected or confirmed delays, which will affect learning. Resources, including special education and parent education, are available to assist parents of preschool children with disabilities to help them prepare their children for the transition to school (kindergarten). Participation in quality learning experiences is important for all children in order to achieve high educational standards. Allowing children with and without disabilities opportunities to learn together, whenever possible, is desirable and of benefit to all children.

An additional program in this division is the Physically Handicapped Children's Program (PHCP). This program ensures access to health care for chronically ill and disabled children between birth and twenty-one years of age. Diagnostic services are available to all children, but parents must meet financial eligibility criteria to receive assistance for treatment of a chronic condition. The PHCP also serves as a vehicle for Medicaid eligible children to receive orthodontic services.

2006 OBJECTIVES

- Prevent infant mortality.
- Improved physical and developmental health status of infants and children and overall health status of families receiving Maternal Child Health and Development services in Broome County through collaboration with Environmental Health Lead Program staff.
- Maximize use of preventive health services through education and collaboration with local health care providers, the Clinics Division, the Department of Social Services, schools, NYS Department of Health, and child care providers.
- Continue to assure adequate capacity of needed services for infants and children identified as having developmental and/or learning delays and/or being at risk for developmental delays.
- Continue conservative fiscal management of the Children with Special Health Care Needs Programs while meeting state and federal regulations.

2006 BUDGET HIGHLIGHTS

- Continue to identify and implement areas of collaboration with Department of Social Services and other human service providers to prevent child abuse and neglect.
- Continue to pursue contracts with managed care organizations to maximize resources for billing for licensed home care agency services.
- Continue to develop better infrastructure to supplement operating budget costs with third party insurance revenue, state aid and grant funding.
- Requested/recommended rate increase for preschool related service providers to correspond to rate increase the NYS Department of Health gave to Early Intervention Program providers.

48 0293 HEALTH/Maternal Child Health and Development

<u>Title of Position</u>	<u>Grade/Unit</u>	<u>2004 Actuals</u>	<u>As of Sept. 1, 2005 Current Authorized</u>	<u>2006 Requested</u>	<u>2006 Recommended</u>	<u>2006 Adopted</u>
Spvg Public Health Nurse	20 BAPA	1	1	1	1	1
Senior Registered Professional Nurse	16 CSEA	0	1	1	1	1
Public Health Nurse	17 CSEA	4	3	3	3	3
Early Intervention Service Coordinator	16 CSEA	6	6	6	6	6
Preschool Special Education Program Coord.	17 CSEA	1	1	1	1	1
Health Information Technician	11 CSEA	1	1	1	1	1
Keyboard Specialist	8 CSEA	<u>1</u>	<u>1</u>	<u>1</u>	<u>1</u>	<u>1</u>
Total Full-Time Positions		14	14	14	14	14
Director of Children w/Spec. Needs Program	C Admin	1	1	1	1	1
WIC Nurtrition Services Director	21 BAPA	1	1	1	1	1
Children w/Spec. Needs Program Supervisor	20 BAPA	1	1	1	1	1
Public Health Nurse	17 CSEA	1	1	1	1	1
Secretary	13 CSEA	1	1	1	1	1
Data Entry Machine Operator	8 CSEA	1	1	1	1	1
Health Program Specialist	8 CSEA	<u>1</u>	<u>1</u>	<u>1</u>	<u>1</u>	<u>1</u>
Total Part-Time Positions		7	7	7	7	7
TOTAL POSITIONS		21	21	21	21	21

BROOME COUNTY GOVERNMENT
 REVENUE AND APPROPRIATION SUMMARY
 BY DEPARTMENT AND DIVISION

SUBFUND :101 GENERAL OPERATING
 DEPARTMENT:48 HEALTH
 DIVISION :35 EDUCATION OF HANDICAPPED CHILDREN

SUBJECT	SUBJECT TITLE	2004 YTD ACTUALS	2005 BUDGET	2005 YTD ACTUALS AS OF 8/31	2006 BUDGET REQUESTED	2006 BUDGET RECOMMENDED	2006 ADOPTED BUDGET
CHARACTER :02	DEPARTMENTAL INCOME						
0027	MISCELLANEOUS	337		220			
0057	STUDENT TUITION, PT DAY	11,900		2,700			
0070	FEES FOR SERVICES	2,286,930	1,743,878	1,093,344	1,937,991	1,937,991	1,937,991
0549	CHARGEBACK TO GRANTS	75,212	28,549	30,648	9,914	9,914	9,914
0559	OTHER DEPARTMENTAL CHARGEBACK	361,337	360,545	209,829	358,844	358,844	358,844
0641	COPIER CHARGEBEACK	1,315	2,066	878	699	699	699
CHARACTER 02 SUBTOTAL		2,737,031	2,135,038	1,337,619	2,307,448	2,307,448	2,307,448
CHARACTER :03	USE OF MONEY AND PROPERTY						
0186	INTEREST AND EARNINGS	12		8			
CHARACTER 03 SUBTOTAL		12		8			
CHARACTER :07	MISC/INTERFUND REVENUES						
0215	REFUNDS OF PRIOR YEARS EXPENDITURES	43,604		57,906			
CHARACTER 07 SUBTOTAL		43,604		57,906			
CHARACTER :08	STATE AID						
0253	EDUCATION-HANDICAPPED CHILDREN	2,535,866	2,825,840	1,450,756	2,957,425	2,957,425	2,957,425
0269	PUBLIC HEALTH WORK	156,834	214,170	160,184	211,956	211,956	211,956
0460	OTHER STATE AID	507,031	626,598	356,630	580,892	580,892	580,892
CHARACTER 08 SUBTOTAL		3,199,731	3,666,608	1,967,570	3,750,273	3,750,273	3,750,273
TYPE R SUBTOTAL		5,980,378	5,801,646	3,363,103	6,057,721	6,057,721	6,057,721

BROOME COUNTY GOVERNMENT
 REVENUE AND APPROPRIATION SUMMARY
 BY DEPARTMENT AND DIVISION

SUBFUND :101 GENERAL OPERATING
 DEPARTMENT:48 HEALTH
 DIVISION :35 EDUCATION OF HANDICAPPED CHILDREN

SUBJECT	SUBJECT TITLE	2004 YTD ACTUALS	2005 BUDGET	2005 YTD ACTUALS AS OF 8/31	2006 BUDGET REQUESTED	2006 BUDGET RECOMMENDED	2006 ADOPTED BUDGET
CHARACTER :10 PERSONAL SERVICE							
1000	SALARIES FULL-TIME	511,449	536,774	304,348	535,295	535,295	535,295
1500	SALARIES PART-TIME	122,584	160,158	95,207	160,981	160,981	160,981
1600	SALARIES TEMPORARY	9,588	9,462	14,302	12,808	12,808	12,808
1700	SALARIES OVERTIME	3,380	3,547	3,432	3,547	3,547	3,547
1900	SALARIES SHIFT DIFFERENTIAL	5		1			
1960	DISCRETIONARY SALARY SAVINGS		-20,000				
CHARACTER 10 SUBTOTAL		647,006	689,941	417,290	712,631	712,631	712,631
CHARACTER :40 CONTRACTUAL EXPENDITURES							
4311	BOOKS AND SUBSCRIPTIONS	547	625	289	571	571	571
4319	OFFICE SUPPLIES	4,453	4,278	3,006	4,615	4,615	4,615
4346	TRAINING AND EDUCATIONAL SUPPLIES	774	1,188	1,231	716	716	716
4359	COMPUTER SOFTWARE AND SUPPLIES		3,175	1,916	2,000	2,000	2,000
4361	NURSING SUPPLIES	514	660	611	639	639	639
4411	POSTAGE AND FREIGHT	-291	100	7	83	83	83
4413	TELEPHONE EQUIPMENT	2,752					
4414	TELEPHONE LOCAL CALLS						
4418	DUES AND MEMBERSHIPS	142	210	60	170	170	170
4419	GENERAL OFFICE EXPENSES	79	167	180	180	180	180
4448	ADVERTISING AND PROMOTION EXPENSES	388	1,000		1,000	1,000	1,000
4449	OTHER OPERATIONAL EXPENSES	180					
4457	SUBCONTRACTED PROGRAM EXPENSE	875,338	947,169	478,003	905,003	905,003	905,003
4461	MILEAGE AND PARKING-LOCAL	14,974	17,044	8,875	17,384	17,384	17,384
4462	TRAVEL HOTEL AND MEALS	259	811	102	580	580	580
4463	EDUCATION AND TRAINING	1,710	3,110	1,336	3,135	3,135	3,135
4465	NON-EMPLOYEE TRAVEL HOTEL & MEALS	6,934	9,367	5,582	7,689	7,689	7,689
4466	ADVISORY BD/TRUSTEES EXPENSES	9	100		100	100	100
4478	CASE ADMINISTRATION	35,072	39,083	26,810	35,869	35,869	35,869
4518	COPYING MACHINE RENTALS	1,277	4,392	3,395	4,392	4,392	4,392
4706	REHAB AND THERAPY SERVICES	3,395,592	3,605,863	2,062,795	3,628,366	3,628,366	3,628,366
4707	MEDICAL AND HOSPITAL SERVICES	1,055	10,338	232	5,456	5,456	5,456
4715	OTHER HEALTH AND MEDICAL SERVICES	390,872	458,423	207,277	440,809	440,809	440,809
4745	EDUCATION OF HANDICAPPED CHILDREN	2,826,746	2,559,021	1,656,101	2,875,492	2,875,492	2,875,492
4747	OTHER FEES FOR SERVICES	396	2,500	473	2,500	2,500	2,500
4749	CLASSROOM AIDES	260,795	202,025	134,117	259,012	259,012	259,012
CHARACTER 40 SUBTOTAL		7,820,567	7,870,649	4,592,398	8,195,761	8,195,761	8,195,761

BROOME COUNTY GOVERNMENT
 REVENUE AND APPROPRIATION SUMMARY
 BY DEPARTMENT AND DIVISION

SUBFUND :101 GENERAL OPERATING
 DEPARTMENT:48 HEALTH
 DIVISION :35 EDUCATION OF HANDICAPPED CHILDREN

SUBJECT	SUBJECT TITLE	2004 YTD ACTUALS	2005 BUDGET	2005 YTD ACTUALS AS OF 8/31	2006 BUDGET REQUESTED	2006 BUDGET RECOMMENDED	2006 ADOPTED BUDGET
CHARACTER :41	CHARGEBACK EXPENSES						
4606	TELEPHONE BILLING ACCOUNT	9,309	13,940	5,429	9,804	9,804	9,804
4609	DATA PROCESSING CHARGEBACKS	26,872	28,600	13,754	28,000	28,000	28,000
4614	OTHER CHARGEBACK EXPENSES	410	600	439	505	505	505
4615	GASOLINE CHARGEBACK	198	117	135	198	198	198
4616	FLEET SERVICE CHARGEBACK	740	895	358	740	740	740
4617	DUPLICATING/PRINTING CHARGEBACK	5,144	3,065	5,012	5,144	5,144	5,144
4618	OFFICE SUPPLIES CHARGEBACK	6,660	7,595	3,959	6,660	6,660	6,660
4619	BUILDING SERVICE CHARGEBACK	108					
4627	SINGLE AUDIT CHARGEBACK	194					
		-----	-----	-----	-----	-----	-----
CHARACTER 41	SUBTOTAL	49,635	54,812	29,086	51,051	51,051	51,051
CHARACTER :60	PRINCIPAL ON INDEBTEDNESS						
6008	PRINCIPAL ON CAPITAL LEASE	2,802					
		-----	-----	-----	-----	-----	-----
CHARACTER 60	SUBTOTAL	2,802					
CHARACTER :70	INTEREST ON INDEBTEDNESS						
7005	INTEREST ON CAPITAL LEASE	390					
		-----	-----	-----	-----	-----	-----
CHARACTER 70	SUBTOTAL	390					

BROOME COUNTY GOVERNMENT
 REVENUE AND APPROPRIATION SUMMARY
 BY DEPARTMENT AND DIVISION

SUBFUND :101 GENERAL OPERATING
 DEPARTMENT:48 HEALTH
 DIVISION :35 EDUCATION OF HANDICAPPED CHILDREN

SUBJECT	SUBJECT TITLE	2004 YTD ACTUALS	2005 BUDGET	2005 YTD ACTUALS AS OF 8/31	2006 BUDGET REQUESTED	2006 BUDGET RECOMMENDED	2006 ADOPTED BUDGET
CHARACTER :80	EMPLOYEE BENEFITS						
8010	STATE RETIREMENT	71,095	87,779	39,310	109,743	109,743	109,743
8030	SOCIAL SECURITY	48,929	54,258	31,120	54,519	54,519	54,519
8040	WORKERS COMPENSATION	5,951	8,000	2,642	9,486	9,486	9,486
8050	LIFE INSURANCE	333	504	229	504	504	504
8060	HEALTH INSURANCE	132,719	157,560	112,094	194,247	194,247	194,247
8063	DISABILITY INSURANCE	1,883	2,040	1,258	2,040	2,040	2,040
CHARACTER 80 SUBTOTAL		260,910	310,141	186,653	370,539	370,539	370,539
TYPE X SUBTOTAL		8,781,310	8,925,543	5,225,427	9,329,982	9,329,982	9,329,982
DIVISION 35 SUBTOTAL		-2,800,932	-3,123,897	-1,862,324	-3,272,261	-3,272,261	-3,272,261

**HEALTH – 48
Administration**

MISSION STATEMENT

Administration exists to establish and maintain the infrastructure necessary to assure the quality and consistency of public health services provided to the community. Administration strives to reduce inefficiencies, provide economies, and ensure compliance with regulations, standards and guidelines, established by governing bodies. Administration serves as a “hub” between external recipients and internal recipients of services.

- **Services** include: coordination, support, advocacy; emergency response planning and preparedness for biological, chemical and radiological terrorist threats and communicable disease outbreaks; staff development, community education, marketing/media; coordination of community health assessment, public health planning, annual reports; preparation and analysis of complex financial and statistical reports; provision of information and guidance in fiscal matters; coordination of the budget process for the department; payroll and personnel processing, accounts payable and accounts receivables, cash management, statistical and financial analysis, billing, claiming, and grants management; speaking for and representing the department as a whole; and general distribution of communications and written materials from Administration and the outside community to the rest of the department. In addition, the contracted services of the Public Health Medical Director are based in Administration.
- **Community** includes health department staff, other county departments, state and federal governmental agencies, and the

Broome County population (individual, group and community level).

DESCRIPTION

The Administration Division is composed of three units: Fiscal, Departmental Support and Administration.

Fiscal: The Fiscal Unit is responsible for all facets of the Health Department’s finances. Under the direction of the Fiscal Services Administrator, the fiscal staff provide payroll and personnel processing, accounts payable and receivable, cash management, statistical and financial analysis, billing, claiming and grants management. In addition, the unit prepares complex financial and statistical reports, (including cost reports), state aid applications, and various reports for the Health Department programs. Staff provide information and guidance on fiscal matters to the other divisions. Accountants act as liaisons to agency and non-agency staff regarding fiscal and program operations, departmental budget requests, and grant programs. The Fiscal Services Administrator coordinates the budget process and fiscal procedures for the entire Health Department.

Departmental Support: The assigned staff are responsible for maintaining a clean and safe physical environment for the clients, visitors, and staff through direct service and supervision of Workfare staff. Expenses support the infrastructure of the Health Department including information technology, telecommunications, and service contracts.

Administration:

- Plans, directs, and administers all public health programs and services according to applicable laws and regulations.

- Serves as the lead agency in response to the health effects of a terrorist attack. In collaboration with the public health system partners, exercises, tests, refine and, if necessary, implements the countywide Health Emergency Operations Plan for terrorist threats/incidents and other communicable disease outbreaks.
- Provides education to medical community to ensure timely identification and diagnosis of symptoms resulting from a biological, chemical or radiological attack.
- Develops and implements strategic plan to cultivate public health surveillance infrastructure necessary to rapidly respond to and mitigate emergent health threats.
- Provides training to law enforcement agencies concerning basic disease symptomology and personal protective measures in responding to terrorist incidents.
- Develops and assures compliance with the Municipal Public Health Services Plan and actively participates in evaluating, planning, and monitoring the health status of the county and its residents.
- Plans and develops, in collaboration with community partners, a comprehensive community health assessment as required by Public Health Law.
- Provides direct supervision and direction of the community health education and promotion activities. Coordinates and administers health education and health promotion activities in collaboration with other community agencies.
- Provides direct supervision and direction to the fiscal and departmental support staff.

2006 OBJECTIVES

- Maintain the personnel and technological tools of the public health infrastructure that is necessary to support all essential public health services.
- Improve health status of Broome County residents through ongoing community health assessments and evaluations.
- Increase awareness of chronic disease prevention through evidence-based health promotion and education activities/strategies.
- Exercise, test and refine the Health Emergency Operations Plan as the guiding document for the countywide response to biological, chemical and radiological terrorist threats and other communicable disease outbreaks. Provide ongoing education to public health, medical and first responder communities to ensure an adequately prepared response to a terrorist incident.
- Collaborate with institutions of higher learning to bring in expertise in planning and evaluation, epidemiology, data collection and management.

2006 BUDGET HIGHLIGHTS

- Increased health education activities to provide for coordination of efforts to prevent diseases and encourage healthy lifestyles.
- Improved community health assessment and surveillance activities by coordinating with other community agencies.
- Continued work with other agencies to improve the health and wellbeing of county residents.
- Continued maximization of grant funding to support operating budget as the focus of public health shifts from direct services provision to surveillance, assurance, and policy development.
- Prioritization of expenses to reflect identified staff needs for education and technology while focusing on equitable salary levels for recruiting and retaining staff.

48 0012 HEALTH/Administration
 0020
 0046

<u>Title of Position</u>	<u>Grade/Unit</u>	<u>2004 Actuals</u>	<u>As of Sept. 1, 2005 Current Authorized</u>	<u>2006 Requested</u>	<u>2006 Recommended</u>	<u>2006 Adopted</u>
Director of Public Health	I Admin	1	1	1	1	1
Deputy Director of Public Health	E Admin	1	1	1	1	1
Fiscal Services Administrator (40)	24 Admin	1	1	1	1	1
Supervising Public Health Educator	21 BAPA	1	1	1	1	1
Senior Accountant	18 BAPA	2	1	1	1	1
Accountant (County)	16 CSEA	1	1	1	1	1
Principal Account Clerk	13 CSEA	1	1	1	1	1
Stenographic Secretary	13 CSEA	1	1	1	1	1
Senior Account Clerk	9 CSEA	1	1	1	1	1
Senior Account Clerk Typist	9 CSEA	1	1	1	1	1
Senior Custodial Worker (40)	9 CSEA	1	1	1	1	1
Keyboard Specialist	8 CSEA	<u>1</u>	<u>1</u>	<u>1</u>	<u>1</u>	<u>1</u>
Total Full-Time Positions		13	12	12	12	12
Account Clerk	7 CSEA	<u>1</u>	<u>1</u>	<u>1</u>	<u>1</u>	<u>1</u>
Total Part-Time Positions		1	1	1	1	1
TOTAL POSITIONS		14	13	13	13	13

BROOME COUNTY GOVERNMENT
 REVENUE AND APPROPRIATION SUMMARY
 BY DEPARTMENT AND DIVISION

SUBFUND :101 GENERAL OPERATING
 DEPARTMENT:48 HEALTH
 DIVISION :48 ADMINISTRATION

SUBJECT	SUBJECT TITLE	2004 YTD ACTUALS	2005 BUDGET	2005 YTD ACTUALS AS OF 8/31	2006 BUDGET REQUESTED	2006 BUDGET RECOMMENDED	2006 ADOPTED BUDGET
CHARACTER :02 DEPARTMENTAL INCOME							
0027	MISCELLANEOUS			8			
0070	FEES FOR SERVICES	156,236	151,363		159,064	159,064	159,064
0549	CHARGEBACK TO GRANTS	22,394	10,271	6,356	6,676	6,676	6,676
0559	OTHER DEPARTMENTAL CHARGEBACK	40,389	44,199	21,970	46,582	46,582	46,582
0641	COPIER CHARGEBEACK	3,664	4,028	1,344	3,188	3,188	3,188
CHARACTER 02 SUBTOTAL		222,683	209,861	29,678	215,510	215,510	215,510
CHARACTER :03 USE OF MONEY AND PROPERTY							
0186	INTEREST AND EARNINGS	4					
0189	RENTAL OF REAL PROP-OTHER GOVTS	99,432	85,236	53,155			
0196	VENDING MACHINE	1,259	1,248	8	1,248	1,248	1,248
CHARACTER 03 SUBTOTAL		100,695	86,484	53,163	1,248	1,248	1,248
CHARACTER :08 STATE AID							
0269	PUBLIC HEALTH WORK	558,778	522,058	326,829	571,195	571,195	571,195
0460	OTHER STATE AID	64,765	69,860		68,849	68,849	68,849
CHARACTER 08 SUBTOTAL		623,543	591,918	326,829	640,044	640,044	640,044
TYPE R SUBTOTAL		946,921	888,263	409,670	856,802	856,802	856,802

BROOME COUNTY GOVERNMENT
 REVENUE AND APPROPRIATION SUMMARY
 BY DEPARTMENT AND DIVISION

SUBFUND :101 GENERAL OPERATING
 DEPARTMENT:48 HEALTH
 DIVISION :48 ADMINISTRATION

SUBJECT	SUBJECT TITLE	2004 YTD ACTUALS	2005 BUDGET	2005 YTD ACTUALS AS OF 8/31	2006 BUDGET REQUESTED	2006 BUDGET RECOMMENDED	2006 ADOPTED BUDGET
CHARACTER :10 PERSONAL SERVICE							
1000	SALARIES FULL-TIME	494,227	511,638	281,164	511,746	511,746	511,746
1500	SALARIES PART-TIME		14,427	2,219	14,727	14,727	14,727
1600	SALARIES TEMPORARY	19,096	22,172	10,570	22,172	22,172	22,172
1700	SALARIES OVERTIME	241	355	632	355	355	355
1960	DISCRETIONARY SALARY SAVINGS		-18,500				
CHARACTER 10 SUBTOTAL		513,564	530,092	294,585	549,000	549,000	549,000
CHARACTER :40 CONTRACTUAL EXPENDITURES							
4311	BOOKS AND SUBSCRIPTIONS	1,610	1,314	630	1,524	1,524	1,524
4319	OFFICE SUPPLIES	4,658	8,500	1,987	8,500	8,500	8,500
4323	BLDG MAINTENANCE SUPPLIES	679					
4326	FUEL AND HEATING SUPPLIES	11,909	22,000	13,166	22,000	22,000	22,000
4329	BLDG AND GROUNDS SUPPLIES	5,237	5,000	5,334	5,000	5,000	5,000
4341	MOTOR EQUIPMENT SUPPLIES	56					
4347	GAS OIL GREASE AND DIESEL FUEL	158	175	97	175	175	175
4359	COMPUTER SOFTWARE AND SUPPLIES	2,031	3,000	970	3,000	3,000	3,000
4411	POSTAGE AND FREIGHT	656	920	397	920	920	920
4413	TELEPHONE EQUIPMENT	259					
4418	DUES AND MEMBERSHIPS	2,960	3,949	3,319	4,053	4,053	4,053
4419	GENERAL OFFICE EXPENSES	204	265	264	265	265	265
4422	BUILDING AND LAND RENTAL	37,985	368,669	183,630	379,032	379,032	379,032
4425	WATER AND SEWAGE CHARGES	879	1,256	1,040	1,256	1,256	1,256
4427	ELECTRIC CURRENT	35,015	49,000	25,428	49,000	49,000	49,000
4429	BUILDING AND GROUNDS EXPENSES	7,842	4,689	2,892	4,809	4,809	4,809
4449	OTHER OPERATIONAL EXPENSES	140	150		150	150	150
4461	MILEAGE AND PARKING-LOCAL	26	162		162	162	162
4462	TRAVEL HOTEL AND MEALS	1,065	2,034	331	2,034	2,034	2,034
4463	EDUCATION AND TRAINING	399	1,600	769	1,542	1,542	1,542
4466	ADVISORY BD/TRUSTEES EXPENSES	380	575	65	575	575	575
4469	OTHER PERSONAL EXPENSES		30		30	30	30
4518	COPYING MACHINE RENTALS	739	3,612	1,882	3,332	3,332	3,332
4715	OTHER HEALTH AND MEDICAL SERVICES	80,777	88,398	65,909	93,163	93,163	93,163
CHARACTER 40 SUBTOTAL		195,664	565,298	308,110	580,522	580,522	580,522

BROOME COUNTY GOVERNMENT
 REVENUE AND APPROPRIATION SUMMARY
 BY DEPARTMENT AND DIVISION

SUBFUND :101 GENERAL OPERATING
 DEPARTMENT:48 HEALTH
 DIVISION :48 ADMINISTRATION

SUBJECT	SUBJECT TITLE	2004 YTD ACTUALS	2005 BUDGET	2005 YTD ACTUALS AS OF 8/31	2006 BUDGET REQUESTED	2006 BUDGET RECOMMENDED	2006 ADOPTED BUDGET
CHARACTER :41	CHARGEBACK EXPENSES						
4601	INDIRECT COSTS	425,526	412,000		428,000	428,000	428,000
4602	INSURANCE PREMIUM CHARGEBACK	14,463	16,535	7,083	7,307	7,307	7,307
4604	DPW SECURITY CHARGEBACKS	71,112	76,126	38,062	77,596	77,596	77,596
4605	COUNTY ATTORNEY CHARGEBACKS	27,589	59,900	6,632	53,000	53,000	53,000
4606	TELEPHONE BILLING ACCOUNT	8,906	10,270	4,486	9,221	9,221	9,221
4609	DATA PROCESSING CHARGEBACKS	33,723	46,500	31,720	45,000	45,000	45,000
4614	OTHER CHARGEBACK EXPENSES	286,706	291,531	168,867	297,914	297,914	297,914
4615	GASOLINE CHARGEBACK	160	1,550	20	2,479	2,479	2,479
4616	FLEET SERVICE CHARGEBACK	793	4,628	60	4,281	4,281	4,281
4617	DUPLICATING/PRINTING CHARGEBACK	2,668	6,000	2,604	6,000	6,000	6,000
4618	OFFICE SUPPLIES CHARGEBACK	1,459	5,000	1,035	5,000	5,000	5,000
4619	BUILDING SERVICE CHARGEBACK	2,624	3,000	825	15,000	15,000	15,000
4626	TRANSPORTATION SERVICES CHARGEBACKS				5,275	5,275	5,275
CHARACTER 41	SUBTOTAL	875,729	933,040	261,394	956,073	956,073	956,073
CHARACTER :60	PRINCIPAL ON INDEBTEDNESS						
6008	PRINCIPAL ON CAPITAL LEASE	2,088					
CHARACTER 60	SUBTOTAL	2,088					
CHARACTER :70	INTEREST ON INDEBTEDNESS						
7005	INTEREST ON CAPITAL LEASE	305,771					
CHARACTER 70	SUBTOTAL	305,771					

BROOME COUNTY GOVERNMENT
 REVENUE AND APPROPRIATION SUMMARY
 BY DEPARTMENT AND DIVISION

SUBFUND :101 GENERAL OPERATING
 DEPARTMENT:48 HEALTH
 DIVISION :48 ADMINISTRATION

SUBJECT	SUBJECT TITLE	2004 YTD ACTUALS	2005 BUDGET	2005 YTD ACTUALS AS OF 8/31	2006 BUDGET REQUESTED	2006 BUDGET RECOMMENDED	2006 ADOPTED BUDGET
CHARACTER :80	EMPLOYEE BENEFITS						
8010	STATE RETIREMENT	56,618	67,968	28,585	82,278	82,278	82,278
8030	SOCIAL SECURITY	37,689	41,968	21,518	41,998	41,998	41,998
8040	WORKERS COMPENSATION	8,313	15,000	1,902	7,298	7,298	7,298
8050	LIFE INSURANCE	243	330	155	330	330	330
8060	HEALTH INSURANCE	266,739	277,440	173,287	290,970	290,970	290,970
8063	DISABILITY INSURANCE	997	1,050	596	1,050	1,050	1,050
8070	UNEMPLOYMENT INSURANCE	8,436		-1,330			
CHARACTER 80 SUBTOTAL		379,035	403,756	224,713	423,924	423,924	423,924
TYPE X SUBTOTAL		2,271,851	2,432,186	1,088,802	2,509,519	2,509,519	2,509,519
DIVISION 48 SUBTOTAL		-1,324,930	-1,543,923	-679,132	-1,652,717	-1,652,717	-1,652,717

HEALTH - 48

Environmental Health – 50

MISSION STATEMENT

To promote the public health and prevent disease, chronic conditions, and injury of Broome County residents by providing technical assistance and education on public health issues to the regulated community and general population; enforce the Broome County Sanitary Code; educate the community on environmental health issues.

DESCRIPTION

The Environmental Health Division conducts: routine inspections of regulated facilities; responds to complaints of public health nuisances; rabies control; tobacco sales; chemical exposures and emergencies; reviews plans for water, sewage, and fire safety; coordinates lead poisoning prevention efforts; conducts communicable disease outbreak assessments; educates facility operators with training courses and the general public with appearances and media releases. The Division of Environmental Health also provides administrative direction, technical support and policy guidance to the chronic disease programs and facilitates terrorism emergency response planning

2006 OBJECTIVES

- Reduce the number of public health hazards found during inspections with prioritized inspections, education and increased enforcement.
- Adjust staff time and maximize subcontractors to develop a continued capacity for West Nile virus response
- Maximize inspection efficiency by prioritizing work in all program activities
- Promote community awareness of the role and responsibilities of Environmental Health
- Cross train new and existing employees to maximize inspection efficiency
- Enhanced planning activities and response capacity for biological, chemical and radiological terrorist events.

48 0137 HEALTH/Environmental Health

<u>Title of Position</u>	<u>Grade/Unit</u>	<u>2004 Actuals</u>	<u>As of Sept. 1, 2005 Current Authorized</u>	<u>2006 Requested</u>	<u>2006 Recommended</u>	<u>2006 Adopted</u>
Director of Environmental Health Services	C Admin	1	1	1	1	1
Senior Public Health Engineer	28 BAPA	1	1	1	1	1
Groundwater Management Specialist	23 BAPA	1	1	1	1	1
Public Health Engineer	23 BAPA	1	1	1	1	1
Senior Public Health Sanitarian	20 BAPA	2	2	2	2	2
Public Health Sanitarian	17 CSEA	4	4	4	4	4
Public Health Technician	14 CSEA	0	1	1	1	1
Secretary	13 CSEA	1	1	1	1	1
Keyboard Specialist	8 CSEA	<u>1</u>	<u>1</u>	<u>1</u>	<u>1</u>	<u>1</u>
Total Full-Time Positions		12	13	13	13	13
Total Part-Time Positions		0	0	0	0	0
TOTAL POSITIONS		12	13	13	13	13

BROOME COUNTY GOVERNMENT
 REVENUE AND APPROPRIATION SUMMARY
 BY DEPARTMENT AND DIVISION

SUBFUND :101 GENERAL OPERATING
 DEPARTMENT:48 HEALTH
 DIVISION :50 ENVIRONMENTAL HEALTH

SUBJECT	SUBJECT TITLE	2004 YTD ACTUALS	2005 BUDGET	2005 YTD ACTUALS AS OF 8/31	2006 BUDGET REQUESTED	2006 BUDGET RECOMMENDED	2006 ADOPTED BUDGET
CHARACTER :02	DEPARTMENTAL INCOME						
0027	MISCELLANEOUS	15					
0070	FEES FOR SERVICES	194,580	210,372	162,287	195,962	195,962	195,962
0072	PUBLIC HEALTH FINES	12,700	13,000	2,200	13,000	13,000	13,000
0549	CHARGEBACK TO GRANTS	3,590		936			
0559	OTHER DEPARTMENTAL CHARGEBACK	1,257	3,123		3,123	3,123	3,123
CHARACTER 02 SUBTOTAL		212,142	226,495	165,423	212,085	212,085	212,085
CHARACTER :07	MISC/INTERFUND REVENUES						
0215	REFUNDS OF PRIOR YEARS EXPENDITURES	119					
0229	TRANSFER FROM INSURANCE RESERVE			1,769			
CHARACTER 07 SUBTOTAL		119		1,769			
CHARACTER :08	STATE AID						
0269	PUBLIC HEALTH WORK	181,996	247,165	226,986	260,498	260,498	260,498
0274	RABIES	21,257	32,000	4,892	24,900	24,900	24,900
CHARACTER 08 SUBTOTAL		203,253	279,165	231,878	285,398	285,398	285,398
TYPE R SUBTOTAL		415,514	505,660	399,070	497,483	497,483	497,483

BROOME COUNTY GOVERNMENT
 REVENUE AND APPROPRIATION SUMMARY
 BY DEPARTMENT AND DIVISION

SUBFUND :101 GENERAL OPERATING
 DEPARTMENT:48 HEALTH
 DIVISION :50 ENVIRONMENTAL HEALTH

SUBJECT	SUBJECT TITLE	2004 YTD ACTUALS	2005 BUDGET	2005 YTD ACTUALS AS OF 8/31	2006 BUDGET REQUESTED	2006 BUDGET RECOMMENDED	2006 ADOPTED BUDGET
CHARACTER :10	PERSONAL SERVICE						
1000	SALARIES FULL-TIME	575,128	624,235	376,960	618,967	618,967	618,967
1500	SALARIES PART-TIME	310					
1600	SALARIES TEMPORARY	21,208	24,531	15,342	24,531	24,531	24,531
1700	SALARIES OVERTIME	300	1,014		1,014	1,014	1,014
1960	DISCRETIONARY SALARY SAVINGS		-20,300				
CHARACTER 10 SUBTOTAL		596,946	629,480	392,302	644,512	644,512	644,512
CHARACTER :40	CONTRACTUAL EXPENDITURES						
4311	BOOKS AND SUBSCRIPTIONS	302	285	134	285	285	285
4319	OFFICE SUPPLIES	2,319	2,394	1,125	2,394	2,394	2,394
4346	TRAINING AND EDUCATIONAL SUPPLIES	63		90			
4349	MISC OPERATIONAL SUPPLIES	155		474			
4359	COMPUTER SOFTWARE AND SUPPLIES		469	2,841	469	469	469
4362	ENVIRONMENTAL HEALTH SUPPLIES	296	912	635	612	612	612
4363	MEDICAL LAB & CLINIC SUPPLIES	2,337	2,785	3,867	4,000	4,000	4,000
4411	POSTAGE AND FREIGHT	1,184	1,227	277	1,227	1,227	1,227
4413	TELEPHONE EQUIPMENT	367					
4418	DUES AND MEMBERSHIPS	1,766	1,250		1,398	1,398	1,398
4419	GENERAL OFFICE EXPENSES	719	864	880	864	864	864
4448	ADVERTISING AND PROMOTION EXPENSES	198		303			
4449	OTHER OPERATIONAL EXPENSES	138	135		135	135	135
4461	MILEAGE AND PARKING-LOCAL	2,626	4,300	1,908	3,240	3,240	3,240
4462	TRAVEL HOTEL AND MEALS	1,149	900	678	990	990	990
4463	EDUCATION AND TRAINING		482	17	612	612	612
4466	ADVISORY BD/TRUSTEES EXPENSES		60		60	60	60
4520	PROPERTY LOSS			1,769			
4545	CONTRACTED SERVICES	64,600	70,900	8,500	73,820	73,820	73,820
4703	LAB SERVICES	2,120	5,300	1,591	5,300	5,300	5,300
4715	OTHER HEALTH AND MEDICAL SERVICES	17,280	20,160	4,041	24,080	24,080	24,080
4742	VETERINARIAN SERVICES	1,964	4,880	924	4,880	4,880	4,880
4747	OTHER FEES FOR SERVICES		1,000		1,000	1,000	1,000
CHARACTER 40 SUBTOTAL		99,583	118,303	30,054	125,366	125,366	125,366

BROOME COUNTY GOVERNMENT
 REVENUE AND APPROPRIATION SUMMARY
 BY DEPARTMENT AND DIVISION

SUBFUND :101 GENERAL OPERATING
 DEPARTMENT:48 HEALTH
 DIVISION :50 ENVIRONMENTAL HEALTH

SUBJECT	SUBJECT TITLE	2004 YTD ACTUALS	2005 BUDGET	2005 YTD ACTUALS AS OF 8/31	2006 BUDGET REQUESTED	2006 BUDGET RECOMMENDED	2006 ADOPTED BUDGET
CHARACTER :41	CHARGEBACK EXPENSES						
4605	COUNTY ATTORNEY CHARGEBACKS	15,140	8,100	6,468	15,000	15,000	15,000
4606	TELEPHONE BILLING ACCOUNT	6,299	8,390	3,031	6,133	6,133	6,133
4609	DATA PROCESSING CHARGEBACKS	32,194	51,000	29,193	48,000	48,000	48,000
4614	OTHER CHARGEBACK EXPENSES	488	600	1,999	627	627	627
4615	GASOLINE CHARGEBACK	2,200	3,450	825	4,221	4,221	4,221
4616	FLEET SERVICE CHARGEBACK	5,220	6,942	2,235	7,289	7,289	7,289
4617	DUPLICATING/PRINTING CHARGEBACK	1,572	1,830	872	1,830	1,830	1,830
4618	OFFICE SUPPLIES CHARGEBACK	3,595	5,018	2,093	5,018	5,018	5,018
4626	TRANSPORTATION SERVICES CHARGEBACKS				4,493	4,493	4,493
4627	SINGLE AUDIT CHARGEBACK	46		3			
CHARACTER 41 SUBTOTAL		66,754	85,330	46,719	92,611	92,611	92,611
CHARACTER :80	EMPLOYEE BENEFITS						
8010	STATE RETIREMENT	57,914	73,354	41,398	99,255	99,255	99,255
8030	SOCIAL SECURITY	44,982	48,795	29,559	49,304	49,304	49,304
8040	WORKERS COMPENSATION	6,982	8,000	2,596	8,391	8,391	8,391
8050	LIFE INSURANCE	227	312	160	312	312	312
8060	HEALTH INSURANCE	113,099	129,426	84,780	135,584	135,584	135,584
8063	DISABILITY INSURANCE	753	840	521	840	840	840
CHARACTER 80 SUBTOTAL		223,957	260,727	159,014	293,686	293,686	293,686
TYPE X SUBTOTAL		987,240	1,093,840	628,089	1,156,175	1,156,175	1,156,175
DIVISION 50 SUBTOTAL		-571,726	-588,180	-229,019	-658,692	-658,692	-658,692

HEALTH - 48**Clinics & Disease Control - 52****MISSION STATEMENT**

The Broome County Health Department Clinic Services Division focuses on prevention of the transmission of infection and communicable diseases and through the coordination of community resources, surveillance, health education, consultation and direct care based on community need.

DESCRIPTION

The Clinic Division provides specialized clinic services in an outpatient care setting. Our primary site is located at 225 Front Street, and immunization and outreach services are provided at several locations throughout the county. The division is comprised of six basic program areas: Communicable Disease, Employee Health, HIV Testing, Immunization, Sexually Transmitted Diseases and Tuberculosis. The Clinic Division currently manages grants, which enable the division to provide additional HIV testing (both anonymous and confidential), outreach and education on HIV counseling, testing, referral, partner notification, and to conduct an HIV Seroprevalence Study. The Immunization Action Plan Grant is designed to increase immunization rates through surveillance and education of local health care providers.

2006 OBJECTIVES

- Through a coordinated effort, participate in and collaborate with community agencies in a community-wide emergency preparedness response plan including development and implementation regional stockpile distribution and mass immunization/prophylaxis clinics.
- The community will continue to be served by a system to monitor infectious disease by subgroup.
- Prevent and minimize vaccine-preventable diseases by providing education, surveillance and direct service as needed.
- Reduce the transmission of sexually transmitted diseases by providing education, surveillance and direct service on an as needed basis.
- Evaluate for tuberculosis infection and reduce transmission by providing targeted testing, education, surveillance and direct service to populations at risk.
- Optimize the health and well being of county employees through the provisions of comprehensive risk assessment and education.
- Continue 24 hour surveillance with local hospital emergency rooms for disease trending.

2006 BUDGET HIGHLIGHTS

- Continue to contract with the Broome County Jail to offer STD and HIV testing and education.
- Continue to refine billing and revenue collection procedures through increased efficiency and utilization of the QS and Excel systems and close collaboration with the Fiscal Unit.
- Maximize grant revenues to support the operating budget.
- Pursue managed care contracts to increase revenue.

48 0228 HEALTH/Clinics & Disease Control

<u>Title of Position</u>	<u>Grade/Unit</u>	<u>2004 Actuals</u>	<u>As of Sept. 1, 2005 Current Authorized</u>	<u>2006 Requested</u>	<u>2006 Recommended</u>	<u>2006 Adopted</u>
Director of Clinic Services	C Admin	1	1	1	1	1
Quality Improvements Nurse	20 BAPA	1	1	1	1	1
Nurse Practitioner	27 CSEA	1	1	1	1	1
Public Health Nurse	17 CSEA	4	4	4	4	4
HIV Program Representative	14 CSEA	1	1	1	1	1
Registered Professional Nurse	14 CSEA	1	1	1	1	1
Secretary	13 CSEA	1	1	1	1	1
Senior Medical Assistant	13 CSEA	1	1	1	1	1
Medical Assistant	11 CSEA	1	1	1	1	1
Senior Account Clerk Typist	9 CSEA	1	1	1	1	1
Patient Accounts Representative Clerk	8 CSEA 6 CSEA	2 1	2 1	2 1	2 1	2 1
Total Full-Time Positions		16	16	16	16	16
Medical Dir/STD/HIV Clinic	NA	1	1	1	1	1
Medical Director TB	NA	1	1	1	1	1
Medical Director - Employee Health Services	NA	1	1	1	1	1
Nurse Practitioner	27 CSEA	1	1	1	1	1
Public Health Nurse	17 CSEA	0	1	1	1	1
Registered Professional Nurse	14 CSEA	1	1	1	1	1
Receptionist Typist	6 CSEA	1	1	1	1	1
Total Part-Time Positions		6	7	7	7	7
TOTAL POSITIONS		22	23	23	23	23

BROOME COUNTY GOVERNMENT
 REVENUE AND APPROPRIATION SUMMARY
 BY DEPARTMENT AND DIVISION

SUBFUND :101 GENERAL OPERATING
 DEPARTMENT:48 HEALTH
 DIVISION :52 CLINICS & DISEASE CONTROL

SUBJECT	SUBJECT TITLE	2004 YTD ACTUALS	2005 BUDGET	2005 YTD ACTUALS AS OF 8/31	2006 BUDGET REQUESTED	2006 BUDGET RECOMMENDED	2006 ADOPTED BUDGET
CHARACTER :02	DEPARTMENTAL INCOME						
0027	MISCELLANEOUS	71,170		-33			
0043	WORKERS COMP PHYSICALS	8,984	12,337	5,405	9,918	9,918	9,918
0070	FEEES FOR SERVICES	107,571	150,356	53,540	139,306	139,306	139,306
0549	CHARGEBACK TO GRANTS	53,245	44,822	13,287	30,243	30,243	30,243
0559	OTHER DEPARTMENTAL CHARGEBACK	26,731	25,423	23,951	18,061	18,061	18,061
0631	BAD DEBT AND CHARITY CARE	521,989	280,216		280,216	280,216	280,216
CHARACTER 02 SUBTOTAL		789,690	513,154	96,150	477,744	477,744	477,744
CHARACTER :07	MISC/INTERFUND REVENUES						
0215	REFUNDS OF PRIOR YEARS EXPENDITURES	18					
CHARACTER 07 SUBTOTAL		18					
CHARACTER :08	STATE AID						
0269	PUBLIC HEALTH WORK	340,726	447,333	393,766	467,437	467,437	467,437
CHARACTER 08 SUBTOTAL		340,726	447,333	393,766	467,437	467,437	467,437
TYPE R SUBTOTAL		1,130,434	960,487	489,916	945,181	945,181	945,181

BROOME COUNTY GOVERNMENT
 REVENUE AND APPROPRIATION SUMMARY
 BY DEPARTMENT AND DIVISION

SUBFUND :101 GENERAL OPERATING
 DEPARTMENT:48 HEALTH
 DIVISION :52 CLINICS & DISEASE CONTROL

SUBJECT	SUBJECT TITLE	2004 YTD ACTUALS	2005 BUDGET	2005 YTD ACTUALS AS OF 8/31	2006 BUDGET REQUESTED	2006 BUDGET RECOMMENDED	2006 ADOPTED BUDGET
CHARACTER :10 PERSONAL SERVICE							
1000	SALARIES FULL-TIME	574,935	600,211	363,180	604,152	604,152	604,152
1500	SALARIES PART-TIME	98,533	110,847	69,384	111,037	111,037	111,037
1600	SALARIES TEMPORARY	10,462	31,315	10,611	30,538	30,538	30,538
1700	SALARIES OVERTIME	207		84			
1900	SALARIES SHIFT DIFFERENTIAL	424	1,127	189	1,127	1,127	1,127
1930	STAND-BY PAY	65		125			
1960	DISCRETIONARY SALARY SAVINGS		-20,400				
CHARACTER 10 SUBTOTAL		684,626	723,100	443,573	746,854	746,854	746,854
CHARACTER :40 CONTRACTUAL EXPENDITURES							
4311	BOOKS AND SUBSCRIPTIONS	808	818	421	818	818	818
4319	OFFICE SUPPLIES	4,441	5,130	3,815	5,130	5,130	5,130
4346	TRAINING AND EDUCATIONAL SUPPLIES	21		83	300	300	300
4359	COMPUTER SOFTWARE AND SUPPLIES	7,100	2,851	301	2,851	2,851	2,851
4363	MEDICAL LAB & CLINIC SUPPLIES	79,614	94,703	63,056	91,689	91,689	91,689
4365	PRESCRIPTION DRUGS	23,690	25,579	9,599	24,073	24,073	24,073
4411	POSTAGE AND FREIGHT	-724	2,688	60	2,688	2,688	2,688
4413	TELEPHONE EQUIPMENT	370					
4418	DUES AND MEMBERSHIPS	25	25	25	25	25	25
4419	GENERAL OFFICE EXPENSES		265	150	265	265	265
4434	MEDICAL HOSPITAL AND LAB EXPENSES	1,376	3,590	533	3,590	3,590	3,590
4447	OPERATIONAL EQUIPMENT REPAIRS	425	1,190	2,753	3,943	3,943	3,943
4448	ADVERTISING AND PROMOTION EXPENSES		500	1,327	500	500	500
4449	OTHER OPERATIONAL EXPENSES	390	2,500	200	2,500	2,500	2,500
4457	SUBCONTRACTED PROGRAM EXPENSE	51,783	102,000	59,627	105,000	105,000	105,000
4461	MILEAGE AND PARKING-LOCAL	1,009	600	787	1,200	1,200	1,200
4462	TRAVEL HOTEL AND MEALS	393	1,125	785	1,162	1,162	1,162
4463	EDUCATION AND TRAINING	65	2,000	170	2,000	2,000	2,000
4466	ADVISORY BD/TRUSTEES EXPENSES	31		77	300	300	300
4518	COPYING MACHINE RENTALS	1,684	3,072	2,048	3,072	3,072	3,072
4703	LAB SERVICES	35,610	36,445	25,953	36,445	36,445	36,445
4707	MEDICAL AND HOSPITAL SERVICES		180		180	180	180
4715	OTHER HEALTH AND MEDICAL SERVICES	73	360		360	360	360
4747	OTHER FEES FOR SERVICES	180		73			
4767	OTHER GOVERNMENTS PAYMENTS	2,299	2,500	1,784	2,500	2,500	2,500
CHARACTER 40 SUBTOTAL		210,663	288,121	173,627	290,591	290,591	290,591

BROOME COUNTY GOVERNMENT
 REVENUE AND APPROPRIATION SUMMARY
 BY DEPARTMENT AND DIVISION

SUBFUND :101 GENERAL OPERATING
 DEPARTMENT:48 HEALTH
 DIVISION :52 CLINICS & DISEASE CONTROL

SUBJECT	SUBJECT TITLE	2004 YTD ACTUALS	2005 BUDGET	2005 YTD ACTUALS AS OF 8/31	2006 BUDGET REQUESTED	2006 BUDGET RECOMMENDED	2006 ADOPTED BUDGET
CHARACTER :41	CHARGEBACK EXPENSES						
4606	TELEPHONE BILLING ACCOUNT	10,313	12,060	4,894	9,840	9,840	9,840
4609	DATA PROCESSING CHARGEBACKS	81,476	86,500	41,194	84,000	84,000	84,000
4614	OTHER CHARGEBACK EXPENSES	1,266	1,030	1,050	1,172	1,172	1,172
4615	GASOLINE CHARGEBACK	101		26			
4616	FLEET SERVICE CHARGEBACK	583		77	700	700	700
4617	DUPLICATING/PRINTING CHARGEBACK	1,763	5,000	399	5,000	5,000	5,000
4618	OFFICE SUPPLIES CHARGEBACK	2,069	3,000	940	3,000	3,000	3,000
4619	BUILDING SERVICE CHARGEBACK			210			
4627	SINGLE AUDIT CHARGEBACK	5,092	4,950		5,252	5,252	5,252
		-----	-----	-----	-----	-----	-----
CHARACTER 41	SUBTOTAL	102,663	112,540	48,790	108,964	108,964	108,964
CHARACTER :60	PRINCIPAL ON INDEBTEDNESS						
6008	PRINCIPAL ON CAPITAL LEASE	1,317					
		-----	-----	-----	-----	-----	-----
CHARACTER 60	SUBTOTAL	1,317					
CHARACTER :70	INTEREST ON INDEBTEDNESS						
7005	INTEREST ON CAPITAL LEASE	75					
		-----	-----	-----	-----	-----	-----
CHARACTER 70	SUBTOTAL	75					

BROOME COUNTY GOVERNMENT
 REVENUE AND APPROPRIATION SUMMARY
 BY DEPARTMENT AND DIVISION

SUBFUND :101 GENERAL OPERATING
 DEPARTMENT:48 HEALTH
 DIVISION :52 CLINICS & DISEASE CONTROL

SUBJECT	SUBJECT TITLE	2004 YTD ACTUALS	2005 BUDGET	2005 YTD ACTUALS AS OF 8/31	2006 BUDGET REQUESTED	2006 BUDGET RECOMMENDED	2006 ADOPTED BUDGET
CHARACTER :80	EMPLOYEE BENEFITS						
8010	STATE RETIREMENT	91,502	89,926	43,939	108,685	108,685	108,685
8030	SOCIAL SECURITY	51,319	56,878	32,761	57,134	57,134	57,134
8040	WORKERS COMPENSATION	8,264	8,000	2,787	9,850	9,850	9,850
8050	LIFE INSURANCE	348	456	229	624	624	624
8060	HEALTH INSURANCE	178,811	192,185	129,372	212,981	212,981	212,981
8063	DISABILITY INSURANCE	2,104	2,160	1,254	2,520	2,520	2,520
CHARACTER 80 SUBTOTAL		332,348	349,605	210,342	391,794	391,794	391,794
TYPE X SUBTOTAL		1,331,692	1,473,366	876,332	1,538,203	1,538,203	1,538,203
DIVISION 52 SUBTOTAL		-201,258	-512,879	-386,416	-593,022	-593,022	-593,022

HEALTH - 48**Emergency Medical Training - 54****MISSION STATEMENT**

To develop and administer a comprehensive program of education, coordination, and operational assistance to Emergency Medical Services agencies in Broome County, in order to assure a cohesive and effective EMS System throughout the County.

DESCRIPTION OF SERVICES

The Division provides education and training to members of EMS agencies throughout Broome County, by operating as an official New York State EMS course sponsoring agency, offering programs at Certified First Responder, Emergency Medical Technician, and Advanced Emergency Medical Technician levels. In addition, the Division provides and assists in the provision of a continuing education program for in-service of EMS personnel.

The Division also provides operational assistance and support to EMS agencies. It administers a system of prehospital advanced life support in the County, under the direction of a qualified Physician Medical Director, thus enacting life-saving advanced medical care to be received by critically ill and injured patients prior to hospital arrival, and provides 24-hour emergency response capability, for assistance and coordination at the scenes of major emergencies throughout the County.

The Division also coordinates response by EMS agencies, developing and administering plans for Mutual Aid, Mass Casualty Incident response, and Hazardous Materials emergencies. The Division serves

to assure the efficient deployment of EMS resources, such as Advanced Life Support services and helps to oversee the provision of Emergency Medical Dispatch and pre-arrival life-support instructions to callers.

2006 OBJECTIVES

- To further strengthen the “Chain of Survival” in Broome County through a program of comprehensive evaluation, recommendation and assistance in development of emergency medical response programs in public and private facilities where considerable numbers of people gather. Such programs will include such features as Public Access Defibrillation (PAD) programs, the use of Epinephrine Auto-Injectors where appropriate, and first aid and CPR training “customized” to the particular needs and resources of each facility.
- To continue to foster recruitment and (especially) retention of Emergency Medical Services personnel through the provision and coordination of both traditional and “alternative” means of maintaining State EMT and Advanced EMT certification, including so-called “pilot” re-certification programs based upon continuing education. Such programs have already attracted considerable interest in the EMS Community, which we intend to foster.

48 0483 HEALTH/Emergency Medical Training

<u>Title of Position</u>	<u>Grade/Unit</u>	<u>2004 Actuals</u>	<u>As of Sept. 1, 2005 Current Authorized</u>	<u>2006 Requested</u>	<u>2006 Recommended</u>	<u>2006 Adopted</u>
EMS Coordinator	22 Admin	1	1	1	1	1
EMS Officer	11 CSEA	1	1	1	1	1
Keyboard Specialist	8 CSEA	<u>1</u>	<u>1</u>	<u>1</u>	<u>1</u>	<u>1</u>
Total Full-Time Positions		3	3	3	3	3
Total Part-Time Positions		0	0	0	0	0
TOTAL POSITIONS		3	3	3	3	3

BROOME COUNTY GOVERNMENT
 REVENUE AND APPROPRIATION SUMMARY
 BY DEPARTMENT AND DIVISION

SUBFUND :101 GENERAL OPERATING
 DEPARTMENT:48 HEALTH
 DIVISION :54 EMERGENCY MEDICAL SERVICES

SUBJECT	SUBJECT TITLE	2004 YTD ACTUALS	2005 BUDGET	2005 YTD ACTUALS AS OF 8/31	2006 BUDGET REQUESTED	2006 BUDGET RECOMMENDED	2006 ADOPTED BUDGET
CHARACTER :02	DEPARTMENTAL INCOME						
0027	MISCELLANEOUS	493		190			
0057	STUDENT TUITION, PT DAY	21,959	28,385	26,347	29,175	29,175	29,175
0471	SALE OF TRAINING BOOKS	130	1,125	2	625	625	625
CHARACTER 02 SUBTOTAL		22,582	29,510	26,539	29,800	29,800	29,800
CHARACTER :08	STATE AID						
0269	PUBLIC HEALTH WORK	20,879	16,910	12,166	17,329	17,329	17,329
0271	VOLUNTEER TRAINING	106,405	120,650	63,205	134,875	134,875	134,875
CHARACTER 08 SUBTOTAL		127,284	137,560	75,371	152,204	152,204	152,204
TYPE R SUBTOTAL		149,866	167,070	101,910	182,004	182,004	182,004
CHARACTER :10	PERSONAL SERVICE						
1000	SALARIES FULL-TIME	105,505	108,366	64,771	108,352	108,352	108,352
1960	DISCRETIONARY SALARY SAVINGS		-3,600				
CHARACTER 10 SUBTOTAL		105,505	104,766	64,771	108,352	108,352	108,352

BROOME COUNTY GOVERNMENT
 REVENUE AND APPROPRIATION SUMMARY
 BY DEPARTMENT AND DIVISION

SUBFUND :101 GENERAL OPERATING
 DEPARTMENT:48 HEALTH
 DIVISION :54 EMERGENCY MEDICAL SERVICES

SUBJECT	SUBJECT TITLE	2004 YTD ACTUALS	2005 BUDGET	2005 YTD ACTUALS AS OF 8/31	2006 BUDGET REQUESTED	2006 BUDGET RECOMMENDED	2006 ADOPTED BUDGET
CHARACTER :40	CONTRACTUAL EXPENDITURES						
4311	BOOKS AND SUBSCRIPTIONS	21	92	21	100	100	100
4319	OFFICE SUPPLIES	3,252	3,500	1,430	3,500	3,500	3,500
4346	TRAINING AND EDUCATIONAL SUPPLIES	23,459	23,325	779	24,375	24,375	24,375
4359	COMPUTER SOFTWARE AND SUPPLIES		500		500	500	500
4411	POSTAGE AND FREIGHT	192	300	143	300	300	300
4418	DUES AND MEMBERSHIPS	40	65	80	65	65	65
4447	OPERATIONAL EQUIPMENT REPAIRS		250	738	250	250	250
4461	MILEAGE AND PARKING-LOCAL		188		203	203	203
4462	TRAVEL HOTEL AND MEALS	827	780		840	840	840
4463	EDUCATION AND TRAINING	487	400	480	500	500	500
4466	ADVISORY BD/TRUSTEES EXPENSES		300		300	300	300
4467	NON-EMPLOYEE EDUCATION AND TRNG		1,200		1,800	1,800	1,800
4744	INSTRUCTOR SERVICES	56,313	56,100	33,711	65,455	65,455	65,455
		-----	-----	-----	-----	-----	-----
CHARACTER 40	SUBTOTAL	84,591	87,000	37,382	98,188	98,188	98,188
CHARACTER :41	CHARGEBACK EXPENSES						
4601	INDIRECT COSTS		16,000				
4614	OTHER CHARGEBACK EXPENSES	2,100	1,450		2,100	2,100	2,100
4615	GASOLINE CHARGEBACK	842	840	382	990	990	990
4616	FLEET SERVICE CHARGEBACK	3,768	3,500		3,800	3,800	3,800
4617	DUPLICATING/PRINTING CHARGEBACK		300		300	300	300
		-----	-----	-----	-----	-----	-----
CHARACTER 41	SUBTOTAL	6,710	22,090	382	7,190	7,190	7,190

BROOME COUNTY GOVERNMENT
 REVENUE AND APPROPRIATION SUMMARY
 BY DEPARTMENT AND DIVISION

SUBFUND :101 GENERAL OPERATING
 DEPARTMENT:48 HEALTH
 DIVISION :54 EMERGENCY MEDICAL SERVICES

SUBJECT	SUBJECT TITLE	2004 YTD ACTUALS	2005 BUDGET	2005 YTD ACTUALS AS OF 8/31	2006 BUDGET REQUESTED	2006 BUDGET RECOMMENDED	2006 ADOPTED BUDGET
CHARACTER :80	EMPLOYEE BENEFITS						
8010	STATE RETIREMENT	10,610	12,462	6,335	16,686	16,686	16,686
8030	SOCIAL SECURITY	7,843	8,291	4,788	8,289	8,289	8,289
8040	WORKERS COMPENSATION	1,231	1,000	411	1,459	1,459	1,459
8050	LIFE INSURANCE	58	72	38	72	72	72
8060	HEALTH INSURANCE	26,570	29,040	16,928	32,193	32,193	32,193
8063	DISABILITY INSURANCE	258	240	159	240	240	240
CHARACTER 80 SUBTOTAL		46,570	51,105	28,659	58,939	58,939	58,939
TYPE X SUBTOTAL		243,376	264,961	131,194	272,669	272,669	272,669
DIVISION 54 SUBTOTAL		-93,510	-97,891	-29,284	-90,665	-90,665	-90,665
DEPARTMENT 48 SUBTOTAL		-4,992,356	-5,866,770	-3,186,175	-6,267,357	-6,267,357	-6,267,357

MENTAL HEALTH

COMMISSIONER

DEPUTY COMMISSIONER

CONTRACT AGENCIES

COMMUNITY MENTAL HEALTH

MENTAL HEALTH

- Mental Health Association
 - Self Help Independence
 - BEAR and Rural BEAR
 - Information & Referral
 - Multicultural Initiative
- Catholic Charities
 - Residential
 - Aging Out ICM
 - Flex Team
 - Supportive Case Management
 - CCSI
 - Cont. Day Treatment
 - 4 Seasons
 - Intensive Case Management
 - (Crisis Sitters) Alternative Crisis Support
 - (Single Entry) Bridger
 - CORE Services
- United Health Services (UHS)
 - HOME Program
- Vocational Rehabilitation Services
- Family & Children's Society
 - Family Support Center
 - In Home MH Services
- Children's Home of Wyoming Conference
 - Intensive Family Support
- Community Options

DEVELOPMENTAL DISABILITIES

- Association for Retarded Citizens
 - Workshop
 - Community Residence / ICF Programs
 - Summer Camp

ALCOHOLISM / SUBSTANCE ABUSE

- Addiction Center of Broome County
 - Outpatient
 - Rehabilitation
- Fairview Recovery Services
 - Crisis Center
 - Supportive Living
 - Fairview Halfway House
 - Merrick Halfway House
 - Shelter Plus Care
- Lourdes Hospital Preventive Services
 - Student Assistance Program

MENTAL HEALTH CENTER

- Adult Clinic
- Child & Youth Clinic
- Forensic Unit

GRANTS

- Mental Health Case Management
- Mentally Ill Chemical Abuse
- Mental Health/Juvenile Justice
- Forensic Outreach
- ERA / VIP
- Drug Free Community Services
- Transitional Mgmt Services
- Forensic Case Mgmt
- Road to Recovery
- CDSU
- Families First
- Mental Health Quality Assurance & Accountability Project

MENTAL HEALTH

Mental Health Clinic (Includes Families First & Mental Health Clinic)

MISSION STATEMENT

To develop and provide the highest quality service possible to individuals who are in need of services for mental illness, mental retardation/developmental disabilities and alcohol/substance abuse. To develop community preventive, rehabilitative and treatment services offering a complete continuum of care; and to plan for the integration and coordination of services within Broome County and on a regional and State level.

Over the last decade the roll of this department has shifted. Historically, the department was a service provider. We now have a significant role in contract management for services provided for us by Not-for Profit agencies.

DESCRIPTION

The Mental Health Commissioner/ Local Government Unit (LGU) is responsible for planning, developing, coordinating and evaluating all local services for the three disabilities encompassed by Mental Hygiene (OMH, OMRDD, & OASAS). This requires interaction on the State level with three separate agencies: Office of Mental Health (OMH), Office of Mental Retardation & Developmental Disabilities (OMRDD), and the Office of Alcoholism and Substance Abuse Services (OASAS). Funding from these agencies, the County, and other sources are managed to enable the Mental Health Department and other agencies to provide necessary services. Interaction, coordination and collaboration is also required with diverse public and private organizations that receive contracts, funding and/or provide services in the Broome County community.

The Mental Health Center provides a variety of County operated direct services for the individuals who suffer from mental illness. These services are provided to a large population of County residents who have no ability to obtain the services elsewhere whether because these are the only such services available in the County or because of the individual's ability to pay for these services. Client Fee Revenue, Federal, State and County funding allow the provision of Mental Health Services to those individuals.

The licensed programs of the Mental Health Department will provide an estimated 35,000 face-to-face contacts during 2006. An estimated 2,000 plus adults living in Broome County suffer from serious and persistent mental illness. In Broome County an estimate of over 7,500 adults and 6,000 children and youth suffer from mental illness of some kind.

Approximately 75%-80% of all recipients of services at the Mental Health Center receive Medicaid or pay for services out-of-pocket. These individuals would not be able to receive critical mental health treatment if it were not offered through these programs. The remainder of recipients who have third party coverage seek specialized services within the Department. These services may be scarce or available only through the Mental Health Department.

Demands for services offered by the Department have stabilized primarily because of the growth of services in the Not-for-profit sector. Community Mental Health programs respond to priority referrals within 1-5 days in an effort to maintain people in the community and reduce unnecessary hospitalizations. Since inpatient stays \$500-800/day, preventing hospitalizations reduces health care costs while improving the quality of life for our disabled citizens.

The Adult Clinic provides Mental Health services to residents who are at least 18 years of age and have a diagnosed mental illness. Services include assessment and treatment planning; individual, group and family therapy; crisis intervention; medication prescriptions and case management. An interdisciplinary team consisting of psychiatrists, clinical psychologists, psychiatric social workers, psychiatric nurses and paraprofessionals provide these services.

A specialized Cloziril Clinic is offered along with our long-standing injectable medications clinic. These clinics treat the most seriously disabled individuals living in Broome County, helping them to remain in the community and minimizing costly inpatient treatment.

The Child & Youth Clinic is the only New York State Office of Mental Health licensed program in Broome County, serving children and youth who are under 18 years of age, and have a diagnosed mental illness. Common reasons for referral include behavioral problems, fear or anxieties, school problems, depression, suicidal ideas and reactions to divorce, death or other losses. Minors are also evaluated for less common cases of very serious childhood disorders including thought disorder, psychosis, etc. Services include individual (verbal/play), group and family therapies, parent consultation, psychological testing and medication prescriptions.

The Forensic Unit provides psychiatric services to inmates at the Broome County Correctional Facility. The unit also has offices at Wall Street, will ensure the successful transition of mental health individuals released from the Broome County Sheriff's Correctional Facility into the community for the continuity of mental health and reduction of recidivism. The Forensic Unit also performs court-ordered mental health evaluations as required under NYS Mental Hygiene Law.

2006 OBJECTIVES

- Continue to improve our Contract management; special focus on enhancing the Outcomes management of the service providers across the Broome County Community
- Maintain productivity levels while implementing technology and automation
- Focus on the safety of those clients we serve and the employees serving them

2006 BUDGET HIGHLIGHTS

- Due to a 9% increase in Clinic Fees, Mental Health was able to recognize a 3% cut in County Support after taking into consideration all the mandatory increases in expenditures

47 0005 MENTAL HEALTH/Clinic
0013

<u>Title of Position</u>	<u>Grade/Unit</u>	<u>2004 Actuals</u>	<u>As of Sept. 1, 2005 Current Authorized</u>	<u>2006 Requested</u>	<u>2006 Recommended</u>	<u>2006 Adopted</u>
Commissioner of Comm. Mental Health Svcs *	I Admin	1	1	1	1	1
Deputy Commissioner of Comm. Mental Hlth Svcs	G Admin	1	1	1	1	1
Child Psychiatrist	NA	1	0	0	0	0
Staff Psychiatrist	NA	2	2	2	2	2
Staff Psychologist	29 BAPA	1	1	1	1	1
Mental Health Clinical Services Director	24 BAPA	1	1	1	1	1
Mental Health Program Coordinator	23 BAPA	2	1	1	1	1
Management Associate	18 BAPA	1	1	1	1	1
Fiscal Manager	17 BAPA	1	0	0	0	0
Office Manager	16 BAPA	1	1	1	1	1
Health Information Administrator	14 BAPA	1	1	1	1	1
Nurse Practitioner	27 CSEA	2	4	4	4	4
Clinical Social Worker	21 CSEA	11	11	11	10	10
Intensive Case Manager	18 CSEA	4	1	1	1	1
Caseworker/Trainee	16/14 CSEA	1	1	1	1	1
Secretary	13 CSEA	3	3	3	3	3
Senior Account Clerk	9 CSEA	1	1	1	1	1
Data Entry Machine Operator	8 CSEA	1	1	1	1	1
Keyboard Specialist	8 CSEA	4	4	4	3	3
Account Clerk	7 CSEA	1	1	1	1	1
Clerk	6 CSEA	2	2	3	2	2
Receptionist Typist	6 CSEA	<u>1</u>	<u>1</u>	<u>1</u>	<u>1</u>	<u>1</u>
Total Full-Time Positions		44	40	41	38	38

* Position must exist by Law but is unfunded in the current budget.

47 0005 MENTAL HEALTH/Clinic
0013

<u>Title of Position</u>	<u>Grade/Unit</u>	<u>2004 Actuals</u>	<u>As of Sept. 1, 2005 Current Authorized</u>	<u>2006 Requested</u>	<u>2006 Recommended</u>	<u>2006 Adopted</u>
Staff Psychiatrist	NA	9	6	6	6	6
Clinical Social Worker	21 CSEA	4	4	4	4	4
Intensive Case Manager	18 CSEA	1	0	0	0	0
Principal Account Clerk	13 CSEA	0	0	1	0	0
Keyboard Specialist	8 CSEA	4	2	1	2	2
Clerk	6 CSEA	3	3	2	3	3
Custodial Worker	6 CSEA	<u>2</u>	<u>2</u>	<u>2</u>	<u>2</u>	<u>2</u>
Total Part-Time Positions		23	17	16	17	17
TOTAL POSITIONS		67	57	57	55	55

BROOME COUNTY GOVERNMENT
REVENUE AND APPROPRIATION SUMMARY
BY DEPARTMENT

SUBFUND :101 GENERAL OPERATING
DEPARTMENT:47 DEPARTMENT OF MENTAL HEALTH

SUBJECT	SUBJECT TITLE	2004 YTD ACTUALS	2005 BUDGET	2005 YTD ACTUAL THRU 8/31	2006 BUDGET REQUESTED	2006 BUDGET RECOMMENDED	2006 ADOPTED BUDGET
CHARACTER :02 DEPARTMENTAL INCOME							
0027	MISCELLANEOUS	3,348	1,000	2,422	3,000	3,000	3,000
0077	MENTAL HEALTH FEES	2,378,406	2,409,600	836,849	2,508,693	2,564,607	2,564,607
0559	OTHER DEPARTMENTAL CHARGEBACK	258,915	332,304	68,899	360,300	94,862	94,862
CHARACTER 02 SUBTOTAL		2,640,669	2,742,904	908,170	2,871,993	2,662,469	2,662,469
CHARACTER :07 MISC/INTERFUND REVENUES							
0215	REFUNDS OF PRIOR YEARS EXPENDITURES			4,670			
CHARACTER 07 SUBTOTAL				4,670			
CHARACTER :08 STATE AID							
0278	MENTAL HEALTH ADMINISTRATION	79,213	79,213	39,607	79,213	114,977	114,977
0279	ASSOC FOR RETARDED CITIZENS(ARC)	8,496					
0286	MENTAL HEALTH ASSOCIATION	14,400					
0288	ASSOCIATED CATHOLIC CHARITIES	283,464					
0636	WYOMING CONFERENCE	3,961					
0800	VOCATIONAL REHABILITATION SERVICES	15,141					
0803	STATE AID - BROOME RECIPIENT AFFAIR	8,205					
0804	STATE AID - FAIRVIEW RECOVERY SERVI	5,764					
CHARACTER 08 SUBTOTAL		418,644	79,213	39,607	79,213	114,977	114,977

BROOME COUNTY GOVERNMENT
 REVENUE AND APPROPRIATION SUMMARY
 BY DEPARTMENT

SUBFUND :101 GENERAL OPERATING
 DEPARTMENT:47 DEPARTMENT OF MENTAL HEALTH

SUBJECT	SUBJECT TITLE	2004 YTD ACTUALS	2005 BUDGET	2005 YTD ACTUAL THRU 8/31	2006 BUDGET REQUESTED	2006 BUDGET RECOMMENDED	2006 ADOPTED BUDGET
CHARACTER :09 FEDERAL AID							
0902	FEDERAL AID - M H CONTRACT AGENCY	13,473					
0903	FEDERAL AID - MENTAL HEALTH CLINIC	186,186	242,673	175,707	242,817	242,817	242,817
CHARACTER 09 SUBTOTAL		199,659	242,673	175,707	242,817	242,817	242,817
TYPE R SUBTOTAL		3,258,972	3,064,790	1,128,154	3,194,023	3,020,263	3,020,263
CHARACTER :10 PERSONAL SERVICE							
1000	SALARIES FULL-TIME	1,612,126	1,829,537	1,054,519	1,860,583	1,798,386	1,798,386
1500	SALARIES PART-TIME	295,528	347,251	160,770	347,335	339,408	339,408
1600	SALARIES TEMPORARY	22,672	28,581	15,871	9,930	28,581	28,581
1900	SALARIES SHIFT DIFFERENTIAL	934	1,560	703	1,560	1,560	1,560
1930	STAND-BY PAY		12,435				
1960	DISCRETIONARY SALARY SAVINGS		-61,000				
CHARACTER 10 SUBTOTAL		1,931,260	2,158,364	1,231,863	2,219,408	2,167,935	2,167,935
CHARACTER :40 CONTRACTUAL EXPENDITURES							
4311	BOOKS AND SUBSCRIPTIONS	1,415	1,750	1,958	1,750	1,693	1,693
4319	OFFICE SUPPLIES	17,691	24,000	15,782	19,000	17,857	17,857
4323	BLDG MAINTENANCE SUPPLIES		1,200	2	1,200	1,200	1,200
4326	FUEL AND HEATING SUPPLIES	14,851	21,451	14,578	23,596	23,596	23,596
4329	BLDG AND GROUNDS SUPPLIES	1,844	2,645	1,885	2,645	2,645	2,645
4331	FOOD AND BEVERAGES	1,737	2,250	777	2,250	2,250	2,250
4347	GAS OIL GREASE AND DIESEL FUEL	97	150	39	150	150	150
4349	MISC OPERATIONAL SUPPLIES		1,200		1,200	1,200	1,200
4359	COMPUTER SOFTWARE AND SUPPLIES	40,206	5,000	2,850	5,000	5,000	5,000
4363	MEDICAL LAB & CLINIC SUPPLIES	265	250	92	250	250	250
4365	PRESCRIPTION DRUGS	70	1,000		1,000	1,000	1,000
4411	POSTAGE AND FREIGHT	112	670	102	670	670	670
4418	DUES AND MEMBERSHIPS	4,653	4,653	4,577	4,700	4,700	4,700
4419	GENERAL OFFICE EXPENSES	3,022	4,317	3,116	4,317	4,300	4,300
4422	BUILDING AND LAND RENTAL	-2	187,400	147,500	188,232	188,232	188,232
4427	ELECTRIC CURRENT	34,808	39,769	24,218	41,757	41,757	41,757
4429	BUILDING AND GROUNDS EXPENSES	1,032	3,000	873	3,000	3,000	3,000
4433	HOUSEHOLD AND CLEANING EXPENSES	66		70			
4448	ADVERTISING AND PROMOTION EXPENSES	1,123	2,696	761	2,696	2,696	2,696
4449	OTHER OPERATIONAL EXPENSES	413	758	804	758	758	758

BROOME COUNTY GOVERNMENT
REVENUE AND APPROPRIATION SUMMARY
BY DEPARTMENT

SUBFUND :101 GENERAL OPERATING
DEPARTMENT:47 DEPARTMENT OF MENTAL HEALTH

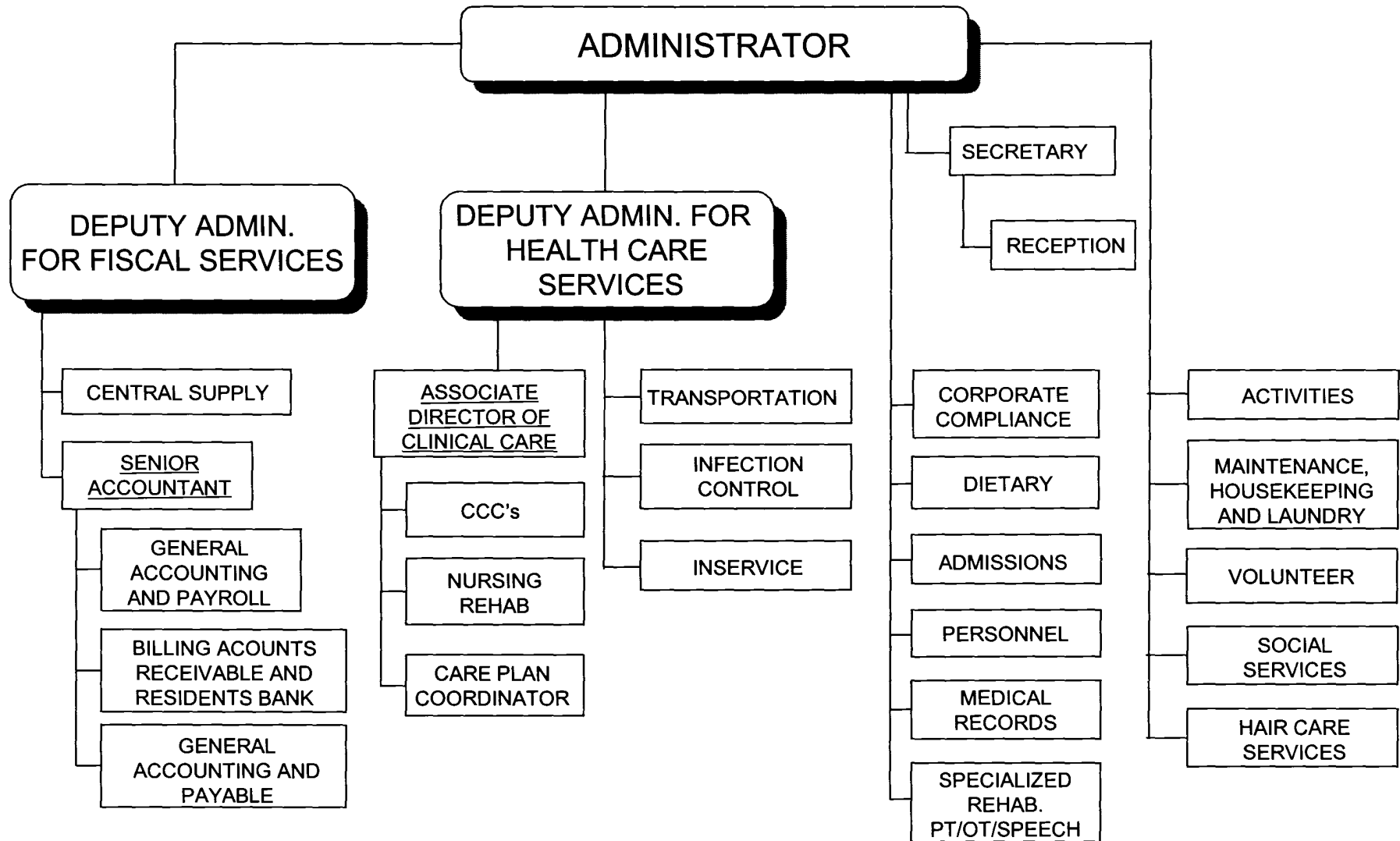
SUBJECT	SUBJECT TITLE	2004 YTD ACTUALS	2005 BUDGET	2005 YTD ACTUAL THRU 8/31	2006 BUDGET REQUESTED	2006 BUDGET RECOMMENDED	2006 ADOPTED BUDGET
CHARACTER :40 CONTRACTUAL EXPENDITURES							
4461	MILEAGE AND PARKING-LOCAL	2,039	1,494	1,389	2,000	1,424	1,424
4462	TRAVEL HOTEL AND MEALS	2,502	1,250	630	4,000	3,571	3,571
4463	EDUCATION AND TRAINING	2,291	6,588	1,211	6,588	6,159	6,159
4466	ADVISORY BD/TRUSTEES EXPENSES	705	1,080	640	1,080	1,080	1,080
4518	COPYING MACHINE RENTALS	1,733	2,596	1,731	2,596	865	865
4747	OTHER FEES FOR SERVICES	229,963	356,088	145,435	359,029	347,629	347,629
5009	VOCATIONAL REHABILITATION SERVICES	15,141					
5010	VETERANS SUPPORT COUNCIL						30,000
5021	ADDICTION CENTER OF BROOME COUNTY(A	8,306					
5023	ASSOC FOR RETARDED CITIZENS (ARC)	8,496					
5028	MENTAL HEALTH ASSOCIATION	14,400					
5031	ASSOCIATED CATHOLIC CHARITIES	298,302					
5032	FAIRVIEW MERRICK HOUSE	5,764					
5075	BROOME RECIPIENT AFFAIRS	8,205					
5076	WYOMING CONFERENCE	3,961					
CHARACTER 40 SUBTOTAL		725,211	673,255	371,020	679,464	663,682	693,682
CHARACTER :41 CHARGEBACK EXPENSES							
4602	INSURANCE PREMIUM CHARGEBACK	2,014	2,454	817	3,254	3,254	3,254
4604	DPW SECURITY CHARGEBACKS	17,898	19,367	7,851	54,290	54,290	54,290
4605	COUNTY ATTORNEY CHARGEBACKS	10,913	25,000	8,840	25,000	22,714	22,714
4606	TELEPHONE BILLING ACCOUNT	30,346	33,418	14,127	29,368	28,797	28,797
4609	DATA PROCESSING CHARGEBACKS	112,098	121,025		115,000	107,109	107,109
4610	PERSONAL SERVICES CHARGEBACKS	31,314	32,627	16,023	32,627	32,627	32,627
4614	OTHER CHARGEBACK EXPENSES	312	200	157	450	450	450
4615	GASOLINE CHARGEBACK	267	2,400	140	3,200	3,200	3,200
4616	FLEET SERVICE CHARGEBACK	2,678	11,570	5,785	11,570	11,570	11,570
4617	DUPLICATING/PRINTING CHARGEBACK	4,175	5,050	2,693	5,000	5,000	5,000
4618	OFFICE SUPPLIES CHARGEBACK	2,439	5,500	1,456	5,500	5,500	5,500
4619	BUILDING SERVICE CHARGEBACK	7,467	3,000	3,000	5,000	5,000	5,000
4621	BUILDING AND LAND RENTAL CHARGEBACK		709		709	709	709
4627	SINGLE AUDIT CHARGEBACK	6,558	12,222		7,458	7,458	7,458
CHARACTER 41 SUBTOTAL		228,479	274,542	60,889	298,426	287,678	287,678

BROOME COUNTY GOVERNMENT
REVENUE AND APPROPRIATION SUMMARY
BY DEPARTMENT

SUBFUND :101 GENERAL OPERATING
DEPARTMENT:47 DEPARTMENT OF MENTAL HEALTH

SUBJECT	SUBJECT TITLE	2004 YTD ACTUALS	2005 BUDGET	2005 YTD ACTUAL THRU 8/31	2006 BUDGET REQUESTED	2006 BUDGET RECOMMENDED	2006 ADOPTED BUDGET
CHARACTER :60 PRINCIPAL ON INDEBTEDNESS							
6008	PRINCIPAL ON CAPITAL LEASE	105,848					
CHARACTER 60 SUBTOTAL		105,848					
CHARACTER :70 INTEREST ON INDEBTEDNESS							
7005	INTEREST ON CAPITAL LEASE	81,603					
CHARACTER 70 SUBTOTAL		81,603					
CHARACTER :80 EMPLOYEE BENEFITS							
8010	STATE RETIREMENT	252,312	250,361	116,712	304,652	296,499	296,499
8030	SOCIAL SECURITY	142,728	165,373	93,084	165,488	161,555	161,555
8040	WORKERS COMPENSATION	13,854	23,320	7,184	25,185	25,185	25,185
8050	LIFE INSURANCE	762	1,344	535	1,320	1,320	1,320
8060	HEALTH INSURANCE	301,205	374,558	214,950	379,465	379,462	379,462
8063	DISABILITY INSURANCE	3,986	4,920	2,577	4,920	4,920	4,920
8070	UNEMPLOYMENT INSURANCE	199					
CHARACTER 80 SUBTOTAL		715,046	819,876	435,042	881,030	868,941	868,941
CHARACTER :90 TRANSFERS							
9005	TRANSFER TO GRANT FUND	380,430	358,781	358,781	360,109	276,653	276,653
CHARACTER 90 SUBTOTAL		380,430	358,781	358,781	360,109	276,653	276,653
TYPE X SUBTOTAL		4,167,877	4,284,818	2,457,595	4,438,437	4,264,889	4,294,889
DEPARTMENT 47 SUBTOTAL		-908,905	-1,220,028	-1,329,441	-1,244,414	-1,244,626	-1,274,626

WILLOW POINT NURSING HOME



WILLOW POINT NURSING HOME

MISSION STATEMENT

It is the mission of the Willow Point Nursing Home to serve those frail, elderly, and disabled individuals who live in Broome County and are in need of long-term, skilled care and/or short term rehabilitation. The care includes a comprehensive, interdisciplinary approach to care planning with emphasis on quality of life and preservation of both dignity and independence for the residents.

Staff members are committed to meeting the physical, emotional, social and spiritual needs of the residents.

DESCRIPTION

Willow Point Nursing Home is a long-term care facility owned and operated by the Broome County Government. The facility is situated on 7 ½ acres, with three large interconnected buildings housing 383 residents.

2006 OBJECTIVES

Budget reflects revenues driven by our case mix index. Each nursing unit is staffed based on current case mix and the master-staffing plan will continually be adjusted to reflect resident acuity levels.

2006 BUDGET HIGHLIGHTS

The facility continues to adapt to changes in the revenue streams, especially Medicare and Medicaid.

Revenues from Medicaid eligible residents continue to be calculated on 1983 costs with a multiplier for inflation based on determination of the Panel of health Care Economists. Our Medicaid reimbursement covers 55.4% of the nursing home's operating expenses, with the balance comprised of Medicare, private revenues, and the facility's fund balance. Medicare has shifted the risk for services for x-ray, lab testing, and other services to the facility by including it in the reimbursement, and then having the facility contract and pay for these services.

WILLOW POINT NURSING HOME - 16
Administration & General - 30

MISSION STATEMENT

The Administrative Office implements policies of the nursing home to ensure that the appropriate level of programming, daily operational decisions and management of resources are utilized in accordance with County policy and State and Federal regulatory mandates governing the operation of the home. The office of Administration oversees, monitors, and evaluates the quality of care delivered to residents, with a distinct emphasis on maintaining the highest practicable physical, mental, and psychosocial well-being of each resident.

DESCRIPTION

The **WPNH Administrative** team directs the daily operation of the facility. It plans, develops, and implements projects to enhance the quality of care and life in the facility, and searches for the most efficient and effective methods to meet these goals.

Fiscal Services is responsible for all facets of the nursing home's finances. Under the direction of the Deputy Nursing Home Administrator for Fiscal Services, the fiscal staff provides payroll and personnel processing, accounts payable and receivable, cash receipting, statistical and financial analyses, compensation claims, resident banking services, computer processing and compiles the annual financial statements, the budget, and mandated Medicaid and Medicare cost reports.

The **Medical Director** is responsible for implementation of resident medical care policies, the coordination of physician services, medical care in the facility, and working with the **Health Information Service**

Department to coordinate the documentation compliance of the resident medical chart, analyze and audit records for appropriateness and timeliness, verify licensure and credentials for the medical staff, compile and analyze closed records, code diagnoses according to ICD-9CM codes, participate on long term care medical records committees, and coordinate the annual medical staff meeting.

Barber and Beautician services are provided through contract at a minimal cost to residents. A barbershop/beauty parlor is maintained on the premises.

The **Volunteer Coordinator** recruits, screens, orients volunteers, and assigns them on the basis of interest and ability. Over 200 volunteers provide a variety of services of the facility. Volunteers conduct and assist with religious services as well as social groups. They provide musical entertainment, friendly visiting, pet visitation, gardening, and shopping.

2006 OBJECTIVES

- To continue to provide high quality level of Resident Care.

2006 BUDGET HIGHLIGHTS

- Decision on building a New Nursing Home (Willow Point) that was the recommendation of the Feasibility Study that was completed in 2002.

16 0010 WILLOW POINT NURSING HOME/Administration & General

0028

0036

0317

<u>Title of Position</u>	<u>Grade/Unit</u>	<u>2004 Actuals</u>	<u>As of Sept. 1, 2005 Current Authorized</u>	<u>2006 Requested</u>	<u>2006 Recommended</u>	<u>2006 Adopted</u>
Nursing Home Administrator	O Admin	1	1	1	1	1
Deputy N.H. Administrator - Fiscal Services	F Admin	1	1	1	1	1
Personnel Coordinator (40)	14 Admin	0	1	1	1	1
Nursing Home Compliance Officer	20 BAPA	1	1	1	1	1
Senior Accountant(40)	18 BAPA	1	1	1	1	1
Fiscal Manager	17 BAPA	1	1	1	1	1
Health Information Administrator	14 BAPA	1	1	1	1	1
Accountant (County)	16 CSEA	2	2	2	2	2
Admission Coordinator	16 CSEA	1	1	1	1	1
Secretary (40)	13 CSEA	1	1	1	1	1
Health Information Technician	11 CSEA	2	2	2	2	2
Senior Account Clerk	9 CSEA	4	4	4	4	4
Account Clerk Typist	7 CSEA	1	1	1	1	1
Account Clerk	7 CSEA	<u>1</u>	<u>1</u>	<u>1</u>	<u>1</u>	<u>1</u>
Total Full-Time Positions		18	19	19	19	19
Coordinator of Volunteer Services	16 BAPA	1	1	1	1	1
Account Clerk Typist	7 CSEA	2	2	2	2	2
Clerk	6 CSEA	2	6	6	6	6
Receptionist Typist	6 CSEA	<u>4</u>	<u>0</u>	<u>0</u>	<u>0</u>	<u>0</u>
Total Part-Time Positions		9	9	9	9	9
TOTAL POSITIONS		27	28	28	28	28

BROOME COUNTY GOVERNMENT
 REVENUE AND APPROPRIATION SUMMARY
 BY DEPARTMENT AND DIVISION

SUBFUND :204 WPNH OPERATING
 DEPARTMENT:16 WILLOW POINT NURSING HOME
 DIVISION :30 ADMINISTRATION AND GENERAL

SUBJECT	SUBJECT TITLE	2004 YTD ACTUALS	2005 BUDGET	2005 YTD ACTUALS AS OF 8/31	2006 BUDGET REQUESTED	2006 BUDGET RECOMMENDED	2006 ADOPTED BUDGET
CHARACTER :02	DEPARTMENTAL INCOME						
0027	MISCELLANEOUS	450		9			
0089	MEDICARE PART B	95,924	450,273	17,619	316,800	316,800	316,800
0170	COUNTY CONTRIBUTION	490,357					
0523	SNF MEDICARE	2,520,945	2,744,138	1,845,705	4,184,960	4,184,960	4,184,960
0524	SNF MEDICAID					735,000	735,000
0525	SNF PRIVATE	1,373,956	2,926,976	1,043,461	653,115	653,115	653,115
0548	SNF NAMI-PATIENT SHARE	2,744,201	2,640,946	1,581,113	2,389,820	2,389,820	2,389,820
0646	CONTRACTUAL ALLOWANCE	162,428		97,386			
0651	PART D MEDICARE CREDITS					100,000	100,000
0807	COMMERCIAL INSURANCE	747,881	731,744	609,992	2,411,920	2,411,920	2,411,920
CHARACTER 02	SUBTOTAL	8,136,142	9,494,077	5,195,285	9,956,615	10,791,615	10,791,615
CHARACTER :03	USE OF MONEY AND PROPERTY						
0186	INTEREST AND EARNINGS	25,764	20,000	9,025	15,000	15,000	15,000
CHARACTER 03	SUBTOTAL	25,764	20,000	9,025	15,000	15,000	15,000
CHARACTER :06	SALE OF PROP & COMP FOR LOSS						
0213	SALE OF EQUIPMENT	264					
CHARACTER 06	SUBTOTAL	264					

BROOME COUNTY GOVERNMENT
 REVENUE AND APPROPRIATION SUMMARY
 BY DEPARTMENT AND DIVISION

SUBFUND :204 WPNH OPERATING
 DEPARTMENT:16 WILLOW POINT NURSING HOME
 DIVISION :30 ADMINISTRATION AND GENERAL

SUBJECT	SUBJECT TITLE	2004 YTD ACTUALS	2005 BUDGET	2005 YTD ACTUALS AS OF 8/31	2006 BUDGET REQUESTED	2006 BUDGET RECOMMENDED	2006 ADOPTED BUDGET
CHARACTER :07	MISC/INTERFUND REVENUES						
0215	REFUNDS OF PRIOR YEARS EXPENDITURES	6					
0227	TRANSFER FROM GENERAL FUND				3,925,023	3,925,023	2,047,030
0229	TRANSFER FROM INSURANCE RESERVE			2,447			
0233	EARNINGS ON TEMPORARY INVESTMENTS	4,293					
CHARACTER 07 SUBTOTAL		4,299		2,447	3,925,023	3,925,023	2,047,030
CHARACTER :09	FEDERAL AID						
0564	SNF MEDICAID - FEDERAL	13,229,021	13,762,448	8,256,245	14,140,278	13,740,278	13,740,278
CHARACTER 09 SUBTOTAL		13,229,021	13,762,448	8,256,245	14,140,278	13,740,278	13,740,278
TYPE R SUBTOTAL		21,395,490	23,276,525	13,463,002	28,036,916	28,471,916	26,593,923
CHARACTER :10	PERSONAL SERVICE						
1000	SALARIES FULL-TIME	703,948	761,243	386,822	746,834	746,834	746,834
1500	SALARIES PART-TIME	103,414	107,596	65,864	106,780	106,780	106,780
1600	SALARIES TEMPORARY			922	9,746	9,746	9,746
1700	SALARIES OVERTIME	22,292	7,032	13,467	7,766	7,766	7,766
1950	SALARY ADJUSTMENTS						444,487
1960	DISCRETIONARY SALARY SAVINGS						-300,000
CHARACTER 10 SUBTOTAL		829,654	875,871	467,075	871,126	871,126	1,015,613

BROOME COUNTY GOVERNMENT
 REVENUE AND APPROPRIATION SUMMARY
 BY DEPARTMENT AND DIVISION

SUBFUND :204 WPNH OPERATING
 DEPARTMENT:16 WILLOW POINT NURSING HOME
 DIVISION :30 ADMINISTRATION AND GENERAL

SUBJECT	SUBJECT TITLE	2004 YTD ACTUALS	2005 BUDGET	2005 YTD ACTUALS AS OF 8/31	2006 BUDGET REQUESTED	2006 BUDGET RECOMMENDED	2006 ADOPTED BUDGET
CHARACTER :20	EQUIPMENT AND CAPITAL OUTLAY						
2110	OFFICE MACHINES		3,680	580			
2120	OFFICE FURNITURE			473	11,300	11,300	11,300
2850	COMPUTER EQUIPMENT		3,100		300	300	300
2851	SOFTWARE		6,550		5,050	5,050	5,050
CHARACTER 20 SUBTOTAL			13,330	1,053	16,650	16,650	16,650
CHARACTER :40	CONTRACTUAL EXPENDITURES						
4311	BOOKS AND SUBSCRIPTIONS	1,310	1,755	547	1,655	1,655	1,655
4319	OFFICE SUPPLIES	10,285	12,900	7,899	12,300	12,300	12,300
4331	FOOD AND BEVERAGES			105			
4349	MISC OPERATIONAL SUPPLIES	3,840	5,500	2,353	5,500	5,500	5,500
4357	RECREATIONAL AND ACTIVITY SUPPLIES		400	355	600	600	600
4359	COMPUTER SOFTWARE AND SUPPLIES	1,651	4,050	2,029	4,550	4,550	4,550
4411	POSTAGE AND FREIGHT	87	535	130	450	450	450
4412	TELEPHONE	1,047	1,500	536	1,500	1,500	1,500
4418	DUES AND MEMBERSHIPS	21,904	23,340	23,307	25,415	25,415	25,415
4419	GENERAL OFFICE EXPENSES	22,118	20,620	4,708	15,390	15,390	15,390
4438	RECREATIONAL AND ACTIVITY EXPENSES	1,533	1,750	1,574	2,200	2,200	2,200
4448	ADVERTISING AND PROMOTION EXPENSES	10,584	2,100	9,929	5,100	5,100	5,100
4461	MILEAGE AND PARKING-LOCAL	1,458	2,700	206	1,700	1,700	1,700
4462	TRAVEL HOTEL AND MEALS	3,096	3,950	1,833	4,950	4,950	4,950
4463	EDUCATION AND TRAINING	2,274	6,925	2,585	6,675	6,675	6,675
4469	OTHER PERSONAL EXPENSES		30		30	30	30
4512	OUTSIDE RENTALS-MACHINERY	211					
4518	COPYING MACHINE RENTALS	4,587	8,822	8,989	13,422	13,422	13,422
4523	INSURANCE CLAIMS			2,447			
4712	PHYSICIAN SERVICES	67,193	286,179	46,139	286,179	286,179	286,179
4722	AUDIT FEES	793					
4725	OTHER FINANCIAL SERVICES	27,521	45,000	2,880	30,000	30,000	30,000
4735	INVESTIGATIONS EXPENSES			1,056	7,920	7,920	7,920
4736	LEGAL CHARGES AND FEES			418			
4747	OTHER FEES FOR SERVICES	10,244	17,500	7,406	15,000	15,000	15,000
4750	BAD DEBT EXPENSE	-81,045					
4766	STATE REVENUE REFUND	748,861	960,000	604,384	1,221,225	1,221,225	1,221,225
4768	LOSS ON DISPOSITION OF ASSETS	175					
CHARACTER 40 SUBTOTAL		859,727	1,405,556	731,815	1,661,761	1,661,761	1,661,761

BROOME COUNTY GOVERNMENT
 REVENUE AND APPROPRIATION SUMMARY
 BY DEPARTMENT AND DIVISION

SUBFUND :204 WPNH OPERATING
 DEPARTMENT:16 WILLOW POINT NURSING HOME
 DIVISION :30 ADMINISTRATION AND GENERAL

SUBJECT	SUBJECT TITLE	2004 YTD ACTUALS	2005 BUDGET	2005 YTD ACTUALS AS OF 8/31	2006 BUDGET REQUESTED	2006 BUDGET RECOMMENDED	2006 ADOPTED BUDGET
CHARACTER :41	CHARGEBACK EXPENSES						
4601	INDIRECT COSTS	490,357					
4602	INSURANCE PREMIUM CHARGEBACK	312,757	255,000	153,790	172,943	172,943	172,943
4614	OTHER CHARGEBACK EXPENSES	10,362	13,407	10,982	14,000	14,000	14,000
4617	DUPLICATING/PRINTING CHARGEBACK		150				
4625	FOOD SERVICE CHARGEBACKS	1,320	95	11	800	800	800
CHARACTER 41	SUBTOTAL	814,796	268,652	164,783	187,743	187,743	187,743
CHARACTER :42	DEPRECIATION						
4801	DEPRECIATION - BUILDINGS	45,496					
4802	DEPRECIATION - BLDG IMPROVEMENTS	406,352					
4803	DEPRECIATION - IMPROV O/T BLDGS	96,643					
4804	DEPRECIATION - MOTOR VEHICLES	6,742					
4805	DEPRECIATION - MACHINERY & EQUIP	246,285					
CHARACTER 42	SUBTOTAL	801,518					
CHARACTER :70	INTEREST ON INDEBTEDNESS						
7005	INTEREST ON CAPITAL LEASE	80					
CHARACTER 70	SUBTOTAL	80					

BROOME COUNTY GOVERNMENT
 REVENUE AND APPROPRIATION SUMMARY
 BY DEPARTMENT AND DIVISION

SUBFUND :204 WPNH OPERATING
 DEPARTMENT:16 WILLOW POINT NURSING HOME
 DIVISION :30 ADMINISTRATION AND GENERAL

SUBJECT	SUBJECT TITLE	2004 YTD ACTUALS	2005 BUDGET	2005 YTD ACTUALS AS OF 8/31	2006 BUDGET REQUESTED	2006 BUDGET RECOMMENDED	2006 ADOPTED BUDGET
CHARACTER :80	EMPLOYEE BENEFITS						
8010	STATE RETIREMENT	89,713	103,951	50,743	134,153	134,153	104,122
8030	SOCIAL SECURITY	60,876	66,356	35,116	65,764	65,764	65,764
8035	MANDATORY MEDICARE	-190		-147			
8040	WORKERS COMPENSATION	13,896	36,000		13,116	13,116	13,116
8041	WORKERS COMP LT LIABILITY	-28,849					
8050	LIFE INSURANCE	468	672	298	696	696	696
8060	HEALTH INSURANCE	160,500	176,799	121,263	221,112	221,112	221,112
8063	DISABILITY INSURANCE	2,160	2,400	1,229	2,520	2,520	2,520
8070	UNEMPLOYMENT INSURANCE	3,479				58,000	58,000
CHARACTER 80 SUBTOTAL		302,053	386,178	208,502	437,361	495,361	465,330
TYPE X SUBTOTAL		3,607,828	2,949,587	1,573,228	3,174,641	3,232,641	3,347,097
DIVISION 30 SUBTOTAL		17,787,662	20,326,938	11,889,774	24,862,275	25,239,275	23,246,826

WILLOW POINT NURSING HOME - 16

Nursing - 31

MISSION STATEMENT

To provide the highest quality of nursing care recognizing the resident and his/her family as an integral component. To rehabilitate and maintain all residents to the optimal level of function in a therapeutic and safe environment.

DESCRIPTION

The Nursing Unit, headed by the Deputy Nursing Home Administrator for Clinical Care Services, provides leadership in resident care supervised by Clinical Care Coordinators (nurse managers). The professional nursing staff, with the attending physician, develops and implements plans of care for each resident. Staff duties include administering medications, treatments, infection control, monitoring and complete documentation relating to the care of residents, and as mandated by State and Federal regulations.

The Nursing unit employs Nursing Assistants whose duties include observation and complete personal care of the residents. They maintain daily records which provide the Nurse with necessary information about the progress of the residents. They are required to complete a state approved 100-hour course and obtain a passing grade on both an oral and written exam within 4 months of orientation. An additional mandatory 6 hours of in-service every six (6) months for Nursing Assistants is required.

The Hospice Unit provides specialized and sensitive care to those residents with a terminal illness. The care, comfort and emotional support of both the resident and the family is fostered. The nursing

department endeavors to enable the resident to live life in a manner desired and when unable, to die with dignity.

In-Service Unit is responsible for the orientation and continued education program for all employees. Various community resources and consultations are used for presentation of programs.

The Alzheimer's/Dementia Unit provides specialized and sensitive care to those residents with dementia who are experiencing memory loss, impairment of functional abilities and other cognitive skills. The objective is to maintain each resident at his or her maximum level of functioning for the longest period of time possible.

Infection Control Unit monitors all departments for infection control compliance, monitors an ongoing employee health program, monitors the administration of the resident and staff flu vaccine, monitors the administration of the resident, staff and volunteer Mantoux testing program, reviews the Occupational Exposure Control Program and monitors compliance, oversees the administration of Hepatitis B vaccination program, assists with employee education regarding Infection Control issues, and maintains documentation compliance.

The Rehab Nursing Unit is the liaison between the Nursing department and Therapies to provide a program that will assist the resident in achieving and maintaining his/her highest level of self-care, independence and well being.

2006 OBJECTIVES

- Utilize the current software program to do care planning on all units.
- Continue to provide in-service training to enhance documentation protocols.
- Standardize care protocols and accompanying documentation.

16 0077 WILLOW POINT NURSING HOME/ Nursing
 0085
 0101

<u>Title of Position</u>	<u>Grade/Unit</u>	2004	As of	2006	2006	2006
		<u>Actuals</u>	Sept. 1, 2005 <u>Current Authorized</u>	<u>Requested</u>	<u>Recommended</u>	<u>Adopted</u>
Deputy N.H. Administrator - Health Services	F Admin	1	1	1	1	1
Associate Director of Clinical Care	20 BAPA	1	1	1	1	1
Clinical Care Coordinator	18 BAPA	7	7	7	7	7
Supervising Nurse	16 BAPA	4	4	4	4	4
Sr. Registered Professional Nurse	16 CSEA	1	1	1	1	1
Charge Nurse RPN/Sr. LPN	15/11 CSEA	20	20	20	20	20
Charge Nurse /RPN	15 CSEA	1	1	1	1	1
Registered Professional Nurse	14 CSEA	7	7	7	7	7
RPN (WPNH)/LPN	14/10 CSEA	11	11	11	11	11
Secretary	13 CSEA	1	1	1	1	1
Sr. LPN	11 CSEA	2	2	2	2	2
Licensed Practical Nurse	10 CSEA	28	28	28	28	28
Program Assistant	10 CSEA	1	1	1	1	1
Stores Clerk	10 CSEA	2	2	2	2	2
Sr. Clerk	8 CSEA	1	1	1	1	1
Rehabilitation Aide	7 CSEA	5	5	5	5	5
Certified Nursing Assistant/NAT	6 CSEA	140	140	140	140	140
Clerk	6 CSEA	<u>7</u>	<u>7</u>	<u>7</u>	<u>7</u>	<u>7</u>
Total Full-Time Positions		240	240	240	240	240

16 0077 WILLOW POINT NURSING HOME/Nursing
 0085
 0101

<u>Title of Position</u>	<u>Grade/Unit</u>	<u>2004 Actuals</u>	<u>As of Sept. 1, 2005 Current Authorized</u>	<u>2006 Requested</u>	<u>2006 Recommended</u>	<u>2006 Adopted</u>
Supervising Nurse	16 BAPA	2	2	2	2	2
Registered Professional Nurse (NH)	14 CSEA	3	3	3	3	3
RPN (WPNH)/LPN	14/10 CSEA	11	11	11	11	11
Licensed Practical Nurse	10 CSEA	8	8	8	8	8
Certified Nursing Assistant/NAT	6 CSEA	<u>97</u>	<u>97</u>	<u>97</u>	<u>97</u>	<u>97</u>
Total Part-Time Positions		121	121	121	121	121
TOTAL POSITIONS		361	361	361	361	361

BROOME COUNTY GOVERNMENT
 REVENUE AND APPROPRIATION SUMMARY
 BY DEPARTMENT AND DIVISION

SUBFUND :204 WPNH OPERATING
 DEPARTMENT:16 WILLOW POINT NURSING HOME
 DIVISION :31 NURSING

SUBJECT	SUBJECT TITLE	2004 YTD ACTUALS	2005 BUDGET	2005 YTD ACTUALS AS OF 8/31	2006 BUDGET REQUESTED	2006 BUDGET RECOMMENDED	2006 ADOPTED BUDGET
CHARACTER :02	DEPARTMENTAL INCOME						
0559	OTHER DEPARTMENTAL CHARGEBACK	12,391					
CHARACTER 02 SUBTOTAL		12,391					
CHARACTER :03	USE OF MONEY AND PROPERTY						
0186	INTEREST AND EARNINGS	5		2			
CHARACTER 03 SUBTOTAL		5		2			
CHARACTER :07	MISC/INTERFUND REVENUES						
0215	REFUNDS OF PRIOR YEARS EXPENDITURES	3,841		1,096			
0229	TRANSFER FROM INSURANCE RESERVE	20,000					
CHARACTER 07 SUBTOTAL		23,841		1,096			
CHARACTER :08	STATE AID						
0460	OTHER STATE AID	406,401	11,950	127,579	377,351	377,351	377,351
CHARACTER 08 SUBTOTAL		406,401	11,950	127,579	377,351	377,351	377,351
TYPE R SUBTOTAL		442,638	11,950	128,677	377,351	377,351	377,351

BROOME COUNTY GOVERNMENT
 REVENUE AND APPROPRIATION SUMMARY
 BY DEPARTMENT AND DIVISION

SUBFUND :204 WPNH OPERATING
 DEPARTMENT:16 WILLOW POINT NURSING HOME
 DIVISION :31 NURSING

SUBJECT	SUBJECT TITLE	2004 YTD ACTUALS	2005 BUDGET	2005 YTD ACTUALS AS OF 8/31	2006 BUDGET REQUESTED	2006 BUDGET RECOMMENDED	2006 ADOPTED BUDGET
CHARACTER :10 PERSONAL SERVICE							
1000	SALARIES FULL-TIME	6,525,153	7,180,091	3,556,727	7,129,708	7,129,708	7,129,708
1500	SALARIES PART-TIME	1,308,750	1,528,006	733,931	1,537,451	1,537,451	1,537,451
1600	SALARIES TEMPORARY	30,367		9,234	56,009	56,009	56,009
1700	SALARIES OVERTIME	740,633	109,379	470,665	108,347	108,347	108,347
1900	SALARIES SHIFT DIFFERENTIAL	-5	49,504		57,824	57,824	57,824
1930	STAND-BY PAY	995		160			
1940	OTHER PERSONNEL SERVICES	44,798	51,320	43,560	51,385	51,385	51,385
CHARACTER 10 SUBTOTAL		8,650,691	8,918,300	4,814,277	8,940,724	8,940,724	8,940,724
CHARACTER :20 EQUIPMENT AND CAPITAL OUTLAY							
2120	OFFICE FURNITURE		1,700	1,422	1,200	1,200	1,200
2470	TRAINING AND EDUCATIONAL EQUIPMENT		2,795	675	1,350	1,350	1,350
2620	HOSPITAL MEDICAL AND LAB EQUIPMENT		58,360	24,057	42,090	42,090	42,090
2850	COMPUTER EQUIPMENT		2,100				
CHARACTER 20 SUBTOTAL			64,955	26,154	44,640	44,640	44,640
CHARACTER :40 CONTRACTUAL EXPENDITURES							
4311	BOOKS AND SUBSCRIPTIONS	1,240	1,200	1,298	1,400	1,400	1,400
4319	OFFICE SUPPLIES	4,789	4,900	1,635	4,800	4,800	4,800
4331	FOOD AND BEVERAGES	64					
4332	KITCHEN AND DINING ROOM SUPPLIES	3,485	5,000	2,387			
4343	ENGINEERING SUPPLIES			99			
4346	TRAINING AND EDUCATIONAL SUPPLIES	1,808	2,650	424	2,650	2,650	2,650
4349	MISC OPERATIONAL SUPPLIES	10,393	12,225	6,480	12,225	12,225	12,225
4359	COMPUTER SOFTWARE AND SUPPLIES	951	1,500	773	1,500	1,500	1,500
4363	MEDICAL LAB & CLINIC SUPPLIES	313,835	361,954	185,355	348,024	348,024	348,024
4411	POSTAGE AND FREIGHT	312	350	69	500	500	500
4418	DUES AND MEMBERSHIPS	50	350	50	350	350	350
4419	GENERAL OFFICE EXPENSES	7,226	8,857	16,713	10,070	10,070	10,070
4434	MEDICAL HOSPITAL AND LAB EXPENSES	14,568	34,350	9,079	24,430	24,430	24,430
4439	OTHER INSTITUTIONAL EXPENSES	918	1,900	449	1,900	1,900	1,900
4448	ADVERTISING AND PROMOTION EXPENSES	1,216	3,000				
4449	OTHER OPERATIONAL EXPENSES	60					
4461	MILEAGE AND PARKING-LOCAL	48		157	100	100	100
4462	TRAVEL HOTEL AND MEALS	837	3,750	328	3,750	3,750	3,750
4463	EDUCATION AND TRAINING	1,930	5,135	891	5,135	5,135	5,135

BROOME COUNTY GOVERNMENT
 REVENUE AND APPROPRIATION SUMMARY
 BY DEPARTMENT AND DIVISION

SUBFUND :204 WPNH OPERATING
 DEPARTMENT:16 WILLOW POINT NURSING HOME
 DIVISION :31 NURSING

SUBJECT	SUBJECT TITLE	2004 YTD ACTUALS	2005 BUDGET	2005 YTD ACTUALS AS OF 8/31	2006 BUDGET REQUESTED	2006 BUDGET RECOMMENDED	2006 ADOPTED BUDGET
CHARACTER :40	CONTRACTUAL EXPENDITURES						
4465	NON-EMPLOYEE TRAVEL HOTEL & MEALS	799					
4469	OTHER PERSONAL EXPENSES	6,470	7,704	2,500	11,194	11,194	11,194
4512	OUTSIDE RENTALS-MACHINERY	27,200	53,040	35,998	105,840	105,840	105,840
4518	COPYING MACHINE RENTALS		12,000		12,000	12,000	12,000
4523	INSURANCE CLAIMS	20,000					
4707	MEDICAL AND HOSPITAL SERVICES		2,000				
4747	OTHER FEES FOR SERVICES	3,114		3,207	3,500	3,500	3,500
4768	LOSS ON DISPOSITION OF ASSETS	1,164					
5072	NURSING SERVICES-AIDES	11,521	15,000	10,861	15,000	15,000	15,000
CHARACTER 40 SUBTOTAL		433,998	536,865	278,753	564,368	564,368	564,368
CHARACTER :41	CHARGEBACK EXPENSES						
4625	FOOD SERVICE CHARGEBACKS	168		122			
CHARACTER 41 SUBTOTAL		168		122			
CHARACTER :80	EMPLOYEE BENEFITS						
8010	STATE RETIREMENT	870,975	1,030,831	522,155	1,376,696	1,376,696	1,068,506
8030	SOCIAL SECURITY	650,907	682,260	360,838	683,903	683,903	683,903
8040	WORKERS COMPENSATION	504,641	464,000	235,730	505,221	505,221	505,221
8050	LIFE INSURANCE	5,822	8,424	3,663	8,736	8,736	8,736
8060	HEALTH INSURANCE	1,944,223	2,352,600	1,374,375	2,690,411	2,690,411	2,690,411
8063	DISABILITY INSURANCE	36,719	40,440	21,792	41,760	41,760	41,760
8070	UNEMPLOYMENT INSURANCE	24,946					
CHARACTER 80 SUBTOTAL		4,038,233	4,578,555	2,518,553	5,306,727	5,306,727	4,998,537
TYPE X SUBTOTAL		13,123,090	14,098,675	7,637,859	14,856,459	14,856,459	14,548,269
DIVISION 31 SUBTOTAL		-12,680,452	-14,086,725	-7,509,182	-14,479,108	-14,479,108	-14,170,918

WILLOW POINT NURSING HOME - 16**Dietary - 32****MISSION STATEMENT**

The Dietary Division provides food service that meets the daily nutritional needs of residents and ensures that special dietary needs are met. Food is served in a manner that is appetizing, visually pleasing and of different variety to ensure resident satisfaction.

DESCRIPTION

Under the direction of the Central Foods Nutrition Services Director, the dietary division provides the food and beverage for the residents of the facility. Hot food is ordered from Central Food Nutrition Facility while all cold food is prepared onsite. Due to declining health, most residents are placed on therapeutic diets by their physicians. Each resident on a therapeutic diet is individually counseled as indicated concerning any restrictions that may apply. A menu is then developed for that resident that will fall within those parameters.

The dietary division serves up to 1,149 meals daily.

2006 OBJECTIVES

- Continue to develop and provide staff education to improve cost control measures.
- Continue to maintain good sanitation standards and temperature controls by adhering to existing quality assurance standards.
- Develop strategies for empowering employees in order to encourage responsibility, improve productivity, and ultimately improve overall organizational performance.

2006 BUDGET HIGHLIGHTS

- Provide quality nutritional services to meet the specialized needs of the resident population.

16 0119 WILLOW POINT NURSING HOME/Dietary

<u>Title of Position</u>	<u>Grade/Unit</u>	<u>2004 Actuals</u>	<u>As of Sept. 1, 2005 Current Authorized</u>	<u>2006 Requested</u>	<u>2006 Recommended</u>	<u>2006 Adopted</u>
Food Service Manager	14 BAPA	1	1	1	1	1
Dietetic Technician	11 CSEA	4	4	4	4	4
Assistant Food Service Manager	10 CSEA	1	1	1	1	1
Stores Clerk	10 CSEA	1	1	1	1	1
Senior Food Service Helper	9 CSEA	4	4	4	4	4
Clerk	6 CSEA	1	1	1	1	1
Food Service Helper	5 CSEA	<u>15</u>	<u>15</u>	<u>15</u>	<u>15</u>	<u>15</u>
Total Full-Time Positions		27	27	27	27	27
Food Service Helper	5 CSEA	<u>18</u>	<u>18</u>	<u>18</u>	<u>18</u>	<u>18</u>
Total Part-Time Positions		18	18	18	18	18
TOTAL POSITIONS		45	45	45	45	45

BROOME COUNTY GOVERNMENT
 REVENUE AND APPROPRIATION SUMMARY
 BY DEPARTMENT AND DIVISION

SUBFUND :204 WPNH OPERATING
 DEPARTMENT:16 WILLOW POINT NURSING HOME
 DIVISION :32 DIETARY

SUBJECT	SUBJECT TITLE	2004 YTD ACTUALS	2005 BUDGET	2005 YTD ACTUALS AS OF 8/31	2006 BUDGET REQUESTED	2006 BUDGET RECOMMENDED	2006 ADOPTED BUDGET
CHARACTER :02 DEPARTMENTAL INCOME							
0027	MISCELLANEOUS	9					
0090	CAFETERIA FEES	5,513	4,334	2,012	4,000	4,000	4,000
CHARACTER 02 SUBTOTAL		5,522	4,334	2,012	4,000	4,000	4,000
CHARACTER :03 USE OF MONEY AND PROPERTY							
0186	INTEREST AND EARNINGS	3					
0196	VENDING MACHINE	9,062	9,277		9,000	9,000	9,000
CHARACTER 03 SUBTOTAL		9,065	9,277		9,000	9,000	9,000
CHARACTER :07 MISC/INTERFUND REVENUES							
0215	REFUNDS OF PRIOR YEARS EXPENDITURES	1,136					
CHARACTER 07 SUBTOTAL		1,136					
TYPE R SUBTOTAL		15,723	13,611	2,012	13,000	13,000	13,000
CHARACTER :10 PERSONAL SERVICE							
1000	SALARIES FULL-TIME	671,817	698,943	370,852	702,469	702,469	702,469
1500	SALARIES PART-TIME	265,300	176,158	162,024	261,651	261,651	261,651
1600	SALARIES TEMPORARY	49,515	65,893	28,373	55,728	55,728	55,728
1700	SALARIES OVERTIME	26,476	25,634	21,393	26,749	26,749	26,749
1930	STAND-BY PAY			15			
1940	OTHER PERSONNEL SERVICES	5,973	5,690	6,041	5,870	5,870	5,870
CHARACTER 10 SUBTOTAL		1,019,081	972,318	588,698	1,052,467	1,052,467	1,052,467

BROOME COUNTY GOVERNMENT
 REVENUE AND APPROPRIATION SUMMARY
 BY DEPARTMENT AND DIVISION

SUBFUND :204 WPNH OPERATING
 DEPARTMENT:16 WILLOW POINT NURSING HOME
 DIVISION :32 DIETARY

SUBJECT	SUBJECT TITLE	2004 YTD ACTUALS	2005 BUDGET	2005 YTD ACTUALS AS OF 8/31	2006 BUDGET REQUESTED	2006 BUDGET RECOMMENDED	2006 ADOPTED BUDGET
CHARACTER :20	EQUIPMENT AND CAPITAL OUTLAY						
2120	OFFICE FURNITURE		1,950		2,120	2,120	2,120
2310	KITCHEN AND DINING ROOM EQUIPMENT		5,000	4,082	21,100	21,100	21,100
2850	COMPUTER EQUIPMENT			3,343			
CHARACTER 20 SUBTOTAL			6,950	7,425	23,220	23,220	23,220
CHARACTER :40	CONTRACTUAL EXPENDITURES						
4319	OFFICE SUPPLIES	601	500	100	500	500	500
4331	FOOD AND BEVERAGES	4,650	2,750	536	2,750	2,750	2,750
4332	KITCHEN AND DINING ROOM SUPPLIES	3,973	2,750	1,044	2,750	2,750	2,750
4358	SAFETY SUPPLIES				2,050	2,050	2,050
4359	COMPUTER SOFTWARE AND SUPPLIES	994	1,500	50	1,200	1,200	1,200
4411	POSTAGE AND FREIGHT			23			
4448	ADVERTISING AND PROMOTION EXPENSES	613					
4462	TRAVEL HOTEL AND MEALS		500		250	250	250
4463	EDUCATION AND TRAINING	100	500	300	1,000	1,000	1,000
4518	COPYING MACHINE RENTALS	2,697	8,400	5,400	9,000	9,000	9,000
4768	LOSS ON DISPOSITION OF ASSETS	4,704					
CHARACTER 40 SUBTOTAL		18,332	16,900	7,453	19,500	19,500	19,500
CHARACTER :41	CHARGEBACK EXPENSES						
4625	FOOD SERVICE CHARGEBACKS	1,455,340	1,520,828	614,546	1,589,927	1,589,927	1,589,927
CHARACTER 41 SUBTOTAL		1,455,340	1,520,828	614,546	1,589,927	1,589,927	1,589,927

BROOME COUNTY GOVERNMENT
 REVENUE AND APPROPRIATION SUMMARY
 BY DEPARTMENT AND DIVISION

SUBFUND :204 WPNH OPERATING
 DEPARTMENT:16 WILLOW POINT NURSING HOME
 DIVISION :32 DIETARY

SUBJECT	SUBJECT TITLE	2004 YTD ACTUALS	2005 BUDGET	2005 YTD ACTUALS AS OF 8/31	2006 BUDGET REQUESTED	2006 BUDGET RECOMMENDED	2006 ADOPTED BUDGET
CHARACTER :70	INTEREST ON INDEBTEDNESS						
7005	INTEREST ON CAPITAL LEASE	70					
CHARACTER 70 SUBTOTAL		70					
CHARACTER :80	EMPLOYEE BENEFITS						
8010	STATE RETIREMENT	98,604	113,204	59,831	161,172	161,172	125,092
8030	SOCIAL SECURITY	75,435	74,391	43,471	80,072	80,072	80,072
8040	WORKERS COMPENSATION	24,539	30,000		22,764	22,764	22,764
8050	LIFE INSURANCE	710	1,056	488	1,224	1,224	1,224
8060	HEALTH INSURANCE	259,840	281,073	165,392	295,739	295,739	295,739
8063	DISABILITY INSURANCE	4,852	5,160	3,014	6,000	6,000	6,000
8070	UNEMPLOYMENT INSURANCE	2,494					
CHARACTER 80 SUBTOTAL		466,474	504,884	272,196	566,971	566,971	530,891
TYPE X SUBTOTAL		2,959,297	3,021,880	1,490,318	3,252,085	3,252,085	3,216,005
DIVISION 32 SUBTOTAL		-2,943,574	-3,008,269	-1,488,306	-3,239,085	-3,239,085	-3,203,005

WILLOW POINT NURSING HOME - 16
Cleanliness and Safety - 33

MISSION STATEMENT

The Housekeeping and Laundry unit is responsible for maintaining a hygienically safe and sanitary environment for the residents of the facility.

The Maintenance unit is responsible for providing general and preventive maintenance for the physical plant, equipment and grounds. The unit also oversees the security of the facility.

DESCRIPTION

The Maintenance unit has the responsibility of providing general and preventive maintenance for all equipment, buildings and grounds, which are the property of the facility.

The Housekeeping unit is charged with the responsibility of providing a safe, sanitary environment for the residents of the facility. The duties include all the basic cleaning functions.

The Laundry unit launders residents' clothing, facility draperies, and miscellaneous resident care items, and controls the contracted linen supply.

2006 OBJECTIVES

- Continue to improve the quality of housekeeping services and expand cost containment measures.

2006 BUDGET HIGHLIGHTS

- Continue routine replacement program for flooring, faucets and pipe repair and replacement, wall painting and patching, etc.

16 0127 WILLOW POINT NURSING HOME/Cleanliness & Safety
 0143
 0150

<u>Title of Position</u>	<u>Grade/Unit</u>	<u>2004 Actuals</u>	<u>As of Sept. 1, 2005 Current Authorized</u>	<u>2006 Requested</u>	<u>2006 Recommended</u>	<u>2006 Adopted</u>
Housekeeping Supervisor	14 BAPA	1	1	1	1	1
Assistant Housekeeping Supervisor	11 CSEA	1	1	1	1	1
Maintenance Mechanic	10 CSEA	4	4	4	4	4
Clerk	6 CSEA	1	1	1	1	1
Custodial Worker	6 CSEA	27	27	27	27	27
Laundry Worker	6 CSEA	<u>5</u>	<u>5</u>	<u>5</u>	<u>5</u>	<u>5</u>
Total Full-Time Positions		39	39	39	39	39
Custodial Worker	6 CSEA	6	6	6	6	6
Laundry Worker	6 CSEA	<u>1</u>	<u>1</u>	<u>1</u>	<u>1</u>	<u>1</u>
Total Part-Time Positions		7	7	7	7	7
TOTAL POSITIONS		46	46	46	46	46

BROOME COUNTY GOVERNMENT
 REVENUE AND APPROPRIATION SUMMARY
 BY DEPARTMENT AND DIVISION

SUBFUND :204 WPNH OPERATING
 DEPARTMENT:16 WILLOW POINT NURSING HOME
 DIVISION :33 CLEANLINESS AND SAFETY

SUBJECT	SUBJECT TITLE	2004 YTD ACTUALS	2005 BUDGET	2005 YTD ACTUALS AS OF 8/31	2006 BUDGET REQUESTED	2006 BUDGET RECOMMENDED	2006 ADOPTED BUDGET
CHARACTER :02	DEPARTMENTAL INCOME						
0170	COUNTY CONTRIBUTION	416,536					
0559	OTHER DEPARTMENTAL CHARGEBACK	-28					
CHARACTER 02 SUBTOTAL		416,508					
CHARACTER :03	USE OF MONEY AND PROPERTY						
0196	VENDING MACHINE	208					
CHARACTER 03 SUBTOTAL		208					
CHARACTER :06	SALE OF PROP & COMP FOR LOSS						
0205	SALE OF SCRAP & EXCESS MATERIALS	124		97			
CHARACTER 06 SUBTOTAL		124		97			
CHARACTER :07	MISC/INTERFUND REVENUES						
0229	TRANSFER FROM INSURANCE RESERVE			542			
CHARACTER 07 SUBTOTAL				542			
TYPE R SUBTOTAL		416,840		639			

BROOME COUNTY GOVERNMENT
 REVENUE AND APPROPRIATION SUMMARY
 BY DEPARTMENT AND DIVISION

SUBFUND :204 WPNH OPERATING
 DEPARTMENT:16 WILLOW POINT NURSING HOME
 DIVISION :33 CLEANLINESS AND SAFETY

SUBJECT	SUBJECT TITLE	2004 YTD ACTUALS	2005 BUDGET	2005 YTD ACTUALS AS OF 8/31	2006 BUDGET REQUESTED	2006 BUDGET RECOMMENDED	2006 ADOPTED BUDGET
CHARACTER :10 PERSONAL SERVICE							
1000	SALARIES FULL-TIME	921,646	979,921	511,176	971,219	971,219	971,219
1500	SALARIES PART-TIME	92,044	84,697	60,886	140,620	140,620	140,620
1600	SALARIES TEMPORARY	18,656	29,634	12,872	19,492	19,492	19,492
1700	SALARIES OVERTIME	33,139	18,766	14,939	16,907	16,907	16,907
1930	STAND-BY PAY	5,085	2,505	3,015	5,475	5,475	5,475
1940	OTHER PERSONNEL SERVICES	6,555	7,110	6,485	7,110	7,110	7,110
CHARACTER 10 SUBTOTAL		1,077,125	1,122,633	609,373	1,160,823	1,160,823	1,160,823
CHARACTER :20 EQUIPMENT AND CAPITAL OUTLAY							
2011	IMPROVEMENT/ALTERATIONS			1,060	5,000	5,000	5,000
2120	OFFICE FURNITURE				6,000	6,000	6,000
2260	HEATING AND AIR CONDITIONING EQUIPM		6,250	2,233	8,750	8,750	8,750
2270	DPW BUILDING AND GROUNDS EQUIPMENT				500	500	500
2290	BUILDING AND GROUNDS EQUIPMENT			793	4,500	4,500	4,500
2330	LAUNDRY AND CLEANING EQUIPMENT			1,957	3,000	3,000	3,000
2380	RECREATIONAL EQUIPMENT				1,600	1,600	1,600
2390	OTHER INSTITUTIONAL EQUIPMENT		1,600	1,538	1,600	1,600	1,600
2620	HOSPITAL MEDICAL AND LAB EQUIPMENT		40,000				
2850	COMPUTER EQUIPMENT		1,500	1,555			
CHARACTER 20 SUBTOTAL			49,350	9,136	30,950	30,950	30,950

BROOME COUNTY GOVERNMENT
 REVENUE AND APPROPRIATION SUMMARY
 BY DEPARTMENT AND DIVISION

SUBFUND :204 WPNH OPERATING
 DEPARTMENT:16 WILLOW POINT NURSING HOME
 DIVISION :33 CLEANLINESS AND SAFETY

SUBJECT	SUBJECT TITLE	2004 YTD ACTUALS	2005 BUDGET	2005 YTD ACTUALS AS OF 8/31	2006 BUDGET REQUESTED	2006 BUDGET RECOMMENDED	2006 ADOPTED BUDGET
CHARACTER :40	CONTRACTUAL EXPENDITURES						
4319	OFFICE SUPPLIES	981	250	353	1,450	1,450	1,450
4323	BLDG MAINTENANCE SUPPLIES	45,051	61,200	19,879	67,200	67,200	67,200
4326	FUEL AND HEATING SUPPLIES	121,009	150,000	87,549	180,000	180,000	180,000
4329	BLDG AND GROUNDS SUPPLIES	42,076	42,700	28,324	44,500	44,500	44,500
4332	KITCHEN AND DINING ROOM SUPPLIES			149			
4333	HSLD LAUNDRY & CLEANING SUPPLIES	30,587	33,000	19,464	34,000	34,000	34,000
4342	PHOTOGRAPHIC SUPPLIES		450		450	450	450
4347	GAS OIL GREASE AND DIESEL FUEL			10			
4349	MISC OPERATIONAL SUPPLIES	7,268	11,000	6,264	9,000	9,000	9,000
4358	SAFETY SUPPLIES	915	1,400	195	1,200	1,200	1,200
4361	NURSING SUPPLIES	61,883	70,000	33,458	70,000	70,000	70,000
4362	ENVIRONMENTAL HEALTH SUPPLIES	196,945	250,000	106,363	235,000	235,000	235,000
4411	POSTAGE AND FREIGHT	52			100	100	100
4419	GENERAL OFFICE EXPENSES		180				
4423	BLDG GROUNDS AND EQUIP REPAIR	18,527	22,500	7,818	26,600	26,600	26,600
4425	WATER AND SEWAGE CHARGES	43,318	40,000	18,679	40,000	40,000	40,000
4426	HEATING AND AIR COND PLANT EXP	8,437	5,500	1,299	8,100	8,100	8,100
4427	ELECTRIC CURRENT	228,778	231,000	139,449	231,000	231,000	231,000
4428	TAXES	2,395	3,000	2,397	3,500	3,500	3,500
4429	BUILDING AND GROUNDS EXPENSES	76,772	63,251	32,510	78,024	78,024	78,024
4432	LAUNDRY AND DRY CLEANING EXPENSES	201,279	280,000	125,158	250,000	250,000	250,000
4434	MEDICAL HOSPITAL AND LAB EXPENSES	496		1,204			
4439	OTHER INSTITUTIONAL EXPENSES			17			
4441	MOTOR EQUIP REPAIRS AND MAINT	33					
4448	ADVERTISING AND PROMOTION EXPENSES	334					
4449	OTHER OPERATIONAL EXPENSES	1,489		1,062			
4462	TRAVEL HOTEL AND MEALS		100	136	100	100	100
4463	EDUCATION AND TRAINING		1,500		500	500	500
4512	OUTSIDE RENTALS-MACHINERY	65	1,000	930	1,000	1,000	1,000
4520	PROPERTY LOSS			542			
4768	LOSS ON DISPOSITION OF ASSETS	207					
CHARACTER 40	SUBTOTAL	1,088,897	1,268,031	633,209	1,281,724	1,281,724	1,281,724

BROOME COUNTY GOVERNMENT
 REVENUE AND APPROPRIATION SUMMARY
 BY DEPARTMENT AND DIVISION

SUBFUND :204 WPNH OPERATING
 DEPARTMENT:16 WILLOW POINT NURSING HOME
 DIVISION :33 CLEANLINESS AND SAFETY

SUBJECT	SUBJECT TITLE	2004 YTD ACTUALS	2005 BUDGET	2005 YTD ACTUALS AS OF 8/31	2006 BUDGET REQUESTED	2006 BUDGET RECOMMENDED	2006 ADOPTED BUDGET
CHARACTER :41	CHARGEBACK EXPENSES						
4601	INDIRECT COSTS	416,536					
4614	OTHER CHARGEBACK EXPENSES	736	1,700	1,535	1,700	1,700	1,700
4615	GASOLINE CHARGEBACK	1,854	1,500	1,406	3,000	3,000	3,000
4616	FLEET SERVICE CHARGEBACK	2,025	7,713	3,857	7,713	7,713	7,713
CHARACTER 41 SUBTOTAL		421,151	10,913	6,798	12,413	12,413	12,413
CHARACTER :80	EMPLOYEE BENEFITS						
8010	STATE RETIREMENT	104,733	128,065	65,970	177,927	177,927	138,096
8030	SOCIAL SECURITY	80,764	85,190	45,187	88,388	88,388	88,388
8040	WORKERS COMPENSATION	33,351	33,000		35,918	35,918	35,918
8050	LIFE INSURANCE	761	1,104	493	1,152	1,152	1,152
8060	HEALTH INSURANCE	334,099	366,443	238,188	410,754	410,754	410,754
8063	DISABILITY INSURANCE	4,966	5,400	3,007	5,640	5,640	5,640
8070	UNEMPLOYMENT INSURANCE	15,292					
CHARACTER 80 SUBTOTAL		573,966	619,202	352,845	719,779	719,779	679,948
TYPE X SUBTOTAL		3,161,139	3,070,129	1,611,361	3,205,689	3,205,689	3,165,858
DIVISION 33 SUBTOTAL		-2,744,299	-3,070,129	-1,610,722	-3,205,689	-3,205,689	-3,165,858

WILLOW POINT NURSING HOME - 16
Social Programs - 34

MISSION STATEMENT

The Social Services and Recreation Departments will continue to meet the social, emotional, personal, and recreational needs of residents from point of entry to the time of discharge.

DESCRIPTION

The responsibility of the Social Services Unit is to work with residents, family members, friends, and staff members in order to meet adjustment needs. Workers are charged with identifying personal and social needs, and arranging for services to meet these needs. In addition, Social Service workers conduct in-service training for nursing facility staff, and develop and lead support groups for residents and family members.

The **Recreation Unit** provides a variety of activities and programs for the residents, including individual, large and small group and entertainment programs in and outside of the facility.

2006 OBJECTIVES

- Continue the provision of social work services.
- Continually educate the public regarding the services provided at Willow Point Nursing Facility and serve as public relations representatives to the community.
- Work with our Admissions personnel to develop a marketing strategy to increase community awareness of Willow Point Nursing Home services.
- Enhance therapeutic recreation programming to increase the quantity and quality of activities for bedridden and room-bound residents. Participate in the interdisciplinary approach to total management of residents, especially those who are in need of increased stimuli and have behavior issues.

2006 BUDGET HIGHLIGHTS

- Continued development of facility social work programs/groups for Residents, families, and staff by the Social Work Department.

16 0176 WILLOW POINT NURSING HOME/Social Programs
0184

<u>Title of Position</u>	<u>Grade/Unit</u>	<u>2004 Actuals</u>	<u>As of Sept. 1, 2005 Current Authorized</u>	<u>2006 Requested</u>	<u>2006 Recommended</u>	<u>2006 Adopted</u>
Director of Nursing Home Social Services	21 BAPA	1	1	1	1	1
Director Therapeutic Recreational Services	15 BAPA	1	1	1	1	1
Social Work Assistant	14 CSEA	6	6	6	6	6
Assistant Director of Activities	9 CSEA	1	1	1	1	1
Keyboard Specialist	8 CSEA	1	1	1	1	1
Leisure Time Activities Leader	7 CSEA	<u>6</u>	<u>6</u>	<u>6</u>	<u>6</u>	<u>6</u>
Total Full-Time Positions		16	16	16	16	16
Social Work Assistant	14 CSEA	1	1	1	1	1
Leisure Time Activities Leader	7 CSEA	1	1	1	1	1
Clerk	6 CSEA	2	2	2	2	2
Unit Aide	6 CSEA	<u>7</u>	<u>7</u>	<u>7</u>	<u>7</u>	<u>7</u>
Total Part-Time Positions		11	11	11	11	11
TOTAL POSITIONS		27	27	27	27	27

BROOME COUNTY GOVERNMENT
 REVENUE AND APPROPRIATION SUMMARY
 BY DEPARTMENT AND DIVISION

SUBFUND :204 WPNH OPERATING
 DEPARTMENT:16 WILLOW POINT NURSING HOME
 DIVISION :34 SOCIAL PROGRAMS

SUBJECT	SUBJECT TITLE	2004 YTD ACTUALS	2005 BUDGET	2005 YTD ACTUALS AS OF 8/31	2006 BUDGET REQUESTED	2006 BUDGET RECOMMENDED	2006 ADOPTED BUDGET
CHARACTER :02	DEPARTMENTAL INCOME						
0025	CABLE TV	11,990	11,400	6,550	13,300	13,300	13,300
CHARACTER 02 SUBTOTAL		11,990	11,400	6,550	13,300	13,300	13,300
CHARACTER :06	SALE OF PROP & COMP FOR LOSS						
0205	SALE OF SCRAP & EXCESS MATERIALS			1			
CHARACTER 06 SUBTOTAL				1			
CHARACTER :07	MISC/INTERFUND REVENUES						
0215	REFUNDS OF PRIOR YEARS EXPENDITURES			5			
0229	TRANSFER FROM INSURANCE RESERVE	118					
CHARACTER 07 SUBTOTAL		118		5			
TYPE R SUBTOTAL		12,108	11,400	6,556	13,300	13,300	13,300
CHARACTER :10	PERSONAL SERVICE						
1000	SALARIES FULL-TIME	452,042	492,321	272,895	500,191	500,191	500,191
1500	SALARIES PART-TIME	63,693	83,857	45,129	90,023	90,023	90,023
1600	SALARIES TEMPORARY	19,315		20,666	40,596	40,596	40,596
1700	SALARIES OVERTIME	4,200	1,866	2,125	3,419	3,419	3,419
1940	OTHER PERSONNEL SERVICES	96		200			
CHARACTER 10 SUBTOTAL		539,346	578,044	341,015	634,229	634,229	634,229

BROOME COUNTY GOVERNMENT
 REVENUE AND APPROPRIATION SUMMARY
 BY DEPARTMENT AND DIVISION

SUBFUND :204 WPNH OPERATING
 DEPARTMENT:16 WILLOW POINT NURSING HOME
 DIVISION :34 SOCIAL PROGRAMS

SUBJECT	SUBJECT TITLE	2004 YTD ACTUALS	2005 BUDGET	2005 YTD ACTUALS AS OF 8/31	2006 BUDGET REQUESTED	2006 BUDGET RECOMMENDED	2006 ADOPTED BUDGET
CHARACTER :20	EQUIPMENT AND CAPITAL OUTLAY						
2110	OFFICE MACHINES		850	580			
2120	OFFICE FURNITURE				2,100	2,100	2,100
2380	RECREATIONAL EQUIPMENT		1,100	200	1,100	1,100	1,100
2850	COMPUTER EQUIPMENT		4,500		6,000	6,000	6,000
CHARACTER 20 SUBTOTAL			6,450	780	9,200	9,200	9,200
CHARACTER :40	CONTRACTUAL EXPENDITURES						
4311	BOOKS AND SUBSCRIPTIONS	661	600	144	600	600	600
4319	OFFICE SUPPLIES	2,006	2,300	920	2,400	2,400	2,400
4331	FOOD AND BEVERAGES	280	400	52			
4332	KITCHEN AND DINING ROOM SUPPLIES		150				
4342	PHOTOGRAPHIC SUPPLIES	27	200	20	100	100	100
4349	MISC OPERATIONAL SUPPLIES	671	1,200	325	1,200	1,200	1,200
4357	RECREATIONAL AND ACTIVITY SUPPLIES	4,668	4,500	3,175	4,635	4,635	4,635
4359	COMPUTER SOFTWARE AND SUPPLIES	568	550	276	550	550	550
4411	POSTAGE AND FREIGHT	13	20				
4418	DUES AND MEMBERSHIPS	230	380	155	420	420	420
4437	RELIGIOUS EXPENSES	2,192	3,050	1,461	2,258	2,258	2,258
4438	RECREATIONAL AND ACTIVITY EXPENSES	11,667	14,444	8,386	14,990	14,990	14,990
4442	PHOTOGRAPHIC EXPENSES	131	150	18	150	150	150
4448	ADVERTISING AND PROMOTION EXPENSES	1,933	500				
4461	MILEAGE AND PARKING-LOCAL				170	170	170
4462	TRAVEL HOTEL AND MEALS	122	900	261	900	900	900
4463	EDUCATION AND TRAINING	440	2,170	866	2,170	2,170	2,170
4465	NON-EMPLOYEE TRAVEL HOTEL & MEALS	515		436			
4520	PROPERTY LOSS	118					
4747	OTHER FEES FOR SERVICES	7,513	4,400	2,625	4,400	4,400	4,400
CHARACTER 40 SUBTOTAL		33,755	35,914	19,120	34,943	34,943	34,943

BROOME COUNTY GOVERNMENT
 REVENUE AND APPROPRIATION SUMMARY
 BY DEPARTMENT AND DIVISION

SUBFUND :204 WPNH OPERATING
 DEPARTMENT:16 WILLOW POINT NURSING HOME
 DIVISION :34 SOCIAL PROGRAMS

SUBJECT	SUBJECT TITLE	2004 YTD ACTUALS	2005 BUDGET	2005 YTD ACTUALS AS OF 8/31	2006 BUDGET REQUESTED	2006 BUDGET RECOMMENDED	2006 ADOPTED BUDGET
CHARACTER :41	CHARGEBACK EXPENSES						
4625	FOOD SERVICE CHARGEBACKS	14					
CHARACTER 41 SUBTOTAL		14					
CHARACTER :80	EMPLOYEE BENEFITS						
8010	STATE RETIREMENT	52,026	66,937	34,033	97,429	97,429	75,618
8030	SOCIAL SECURITY	40,064	44,224	25,170	48,404	48,404	48,404
8040	WORKERS COMPENSATION	7,043	17,000	1,914	7,365	7,365	7,365
8050	LIFE INSURANCE	347	648	240	816	816	816
8060	HEALTH INSURANCE	141,970	159,810	100,415	182,893	182,893	182,893
8063	DISABILITY INSURANCE	2,262	3,120	1,319	3,840	3,840	3,840
8070	UNEMPLOYMENT INSURANCE	10,073					
CHARACTER 80 SUBTOTAL		253,785	291,739	163,091	340,747	340,747	318,936
TYPE X SUBTOTAL		826,900	912,147	524,006	1,019,119	1,019,119	997,308
DIVISION 34 SUBTOTAL		-814,792	-900,747	-517,450	-1,005,819	-1,005,819	-984,008

WILLOW POINT NURSING HOME - 16**Ancillaries - 35****MISSION STATEMENT**

Ancillary Programs provide an array of required rehabilitation services designed to assist residents in maintaining optimal levels of activities of daily living.

DESCRIPTION

The **Physical Therapy** unit provides evaluations and treatments that are designed to restore and maintain the physical functions that have been lost or impaired, such as the ability to walk or stand. Techniques used include gait and balance training, manual skills and therapeutic exercise.

The **Occupational Therapy** unit provides treatment and training programs that are designed to restore and maintain the resident's ability to function independently. These abilities include activities of daily living, eye-hand coordination, strength and tolerance, and range of motion. Treatments include the use of assistive and adaptive devices, orthotic and prosthetic devices, positioning, sensory stimulation, reality orientation, exercises, and therapeutic activities.

The **Speech and Hearing** unit offers evaluations of hearing, hearing aids, speech, language, voice and rhythm disorders. Therapy may be recommended to improve communication of speech and language or to provide an alternative means of communication. In-services are provided by a licensed audiologist or licensed speech-language pathologist.

The facility contracts with a part-time Pharmacist for a policy review, resident drug review, survey of stock drugs, and handling of controlled drugs. A pharmacy provides all the necessary medications for each resident on a unit dose basis.

A part-time **Dentist** is under contract to provide dental care to the residents and in-service to the staff. A full dental office is maintained at Willow Point.

2006 OBJECTIVES

- Continue to increase restorative resident case mix workload to maximize reimbursement under Medicare and Medicaid.
- To maximize the addition of a full time Occupational Therapist by increasing therapy services to the residents.

2006 BUDGET HIGHLIGHTS

Continuing the development of rehabilitation services to meet the needs of the changing resident population.

16 0226 WILLOW POINT NURSING HOME/Ancillaries
0234

<u>Title of Position</u>	<u>Grade/Unit</u>	<u>2004 Actuals</u>	<u>As of Sept. 1, 2005 Current Authorized</u>	<u>2006 Requested</u>	<u>2006 Recommended</u>	<u>2006 Adopted</u>
Director of Rehabilitation Services	24 BAPA	1	1	1	1	1
Occupational Therapist (40)	24 CSEA	1	1	1	1	1
Physical Therapy Assistant	13 CSEA	2	2	2	2	2
Physical Therapy Aide	7 CSEA	<u>2</u>	<u>2</u>	<u>2</u>	<u>2</u>	<u>2</u>
Total Full-Time Positions		6	6	6	6	6
Total Part-Time Positions		0	0	0	0	0
TOTAL POSITIONS		6	6	6	6	6

BROOME COUNTY GOVERNMENT
 REVENUE AND APPROPRIATION SUMMARY
 BY DEPARTMENT AND DIVISION

SUBFUND :204 WPNH OPERATING
 DEPARTMENT:16 WILLOW POINT NURSING HOME
 DIVISION :35 ANCILLARIES

SUBJECT	SUBJECT TITLE	2004 YTD ACTUALS	2005 BUDGET	2005 YTD ACTUALS AS OF 8/31	2006 BUDGET REQUESTED	2006 BUDGET RECOMMENDED	2006 ADOPTED BUDGET
CHARACTER :07	MISC/INTERFUND REVENUES						
0216	GIFTS AND DONATIONS	200					
CHARACTER 07 SUBTOTAL		200					
TYPE R SUBTOTAL		200					
CHARACTER :10	PERSONAL SERVICE						
1000	SALARIES FULL-TIME	206,040	241,230	135,396	244,946	244,946	244,946
1700	SALARIES OVERTIME	1,166		547			
1940	OTHER PERSONNEL SERVICES	780	900	780	900	900	900
CHARACTER 10 SUBTOTAL		207,986	242,130	136,723	245,846	245,846	245,846
CHARACTER :20	EQUIPMENT AND CAPITAL OUTLAY						
2620	HOSPITAL MEDICAL AND LAB EQUIPMENT		8,315	2,299	18,775	18,775	18,775
CHARACTER 20 SUBTOTAL			8,315	2,299	18,775	18,775	18,775
CHARACTER :40	CONTRACTUAL EXPENDITURES						
4311	BOOKS AND SUBSCRIPTIONS	394	750		650	650	650
4319	OFFICE SUPPLIES	165	200	85	200	200	200
4331	FOOD AND BEVERAGES		200				
4359	COMPUTER SOFTWARE AND SUPPLIES		100		250	250	250
4363	MEDICAL LAB & CLINIC SUPPLIES	70,713	83,150	17,492	97,850	97,850	97,850
4367	UNIT DOSAGE SNF	1,378,985	1,500,000	848,825	1,000,000	600,000	600,000
4411	POSTAGE AND FREIGHT			145			
4418	DUES AND MEMBERSHIPS		500		600	600	600
4434	MEDICAL HOSPITAL AND LAB EXPENSES	3,823	7,600	2,234	8,170	8,170	8,170
4448	ADVERTISING AND PROMOTION EXPENSES	1,313					
4461	MILEAGE AND PARKING-LOCAL			19			
4462	TRAVEL HOTEL AND MEALS		1,000		1,000	1,000	1,000
4463	EDUCATION AND TRAINING	417	1,500	395	1,500	1,500	1,500
4703	LAB SERVICES				55,800	55,800	55,800
4706	REHAB AND THERAPY SERVICES	66,586	64,430	29,546	56,022	56,022	56,022
4712	PHYSICIAN SERVICES	56,240	56,228	37,453	58,432	58,432	58,432

BROOME COUNTY GOVERNMENT
 REVENUE AND APPROPRIATION SUMMARY
 BY DEPARTMENT AND DIVISION

SUBFUND :204 WPNH OPERATING
 DEPARTMENT:16 WILLOW POINT NURSING HOME
 DIVISION :35 ANCILLARIES

SUBJECT	SUBJECT TITLE	2004 YTD ACTUALS	2005 BUDGET	2005 YTD ACTUALS AS OF 8/31	2006 BUDGET REQUESTED	2006 BUDGET RECOMMENDED	2006 ADOPTED BUDGET
CHARACTER :40	CONTRACTUAL EXPENDITURES						
4715	OTHER HEALTH AND MEDICAL SERVICES	-169	2,000	34	2,000	2,000	2,000
4747	OTHER FEES FOR SERVICES	108,205	121,700	67,678	91,200	91,200	91,200
CHARACTER 40 SUBTOTAL		1,686,672	1,839,358	1,003,906	1,373,674	973,674	973,674
CHARACTER :41	CHARGEBACK EXPENSES						
4625	FOOD SERVICE CHARGEBACKS			32			
CHARACTER 41 SUBTOTAL				32			
CHARACTER :80	EMPLOYEE BENEFITS						
8010	STATE RETIREMENT	22,070	29,177	14,591	38,171	38,171	29,626
8030	SOCIAL SECURITY	15,514	18,524	10,110	18,962	18,962	18,962
8040	WORKERS COMPENSATION	2,255	6,000	1,178	2,465	2,465	2,465
8050	LIFE INSURANCE	101	144	77	144	144	144
8060	HEALTH INSURANCE	69,819	81,190	56,673	95,954	95,954	95,954
8063	DISABILITY INSURANCE	559	600	399	600	600	600
CHARACTER 80 SUBTOTAL		110,318	135,635	83,028	156,296	156,296	147,751
TYPE X SUBTOTAL		2,004,976	2,225,438	1,225,988	1,794,591	1,394,591	1,386,046
DIVISION 35 SUBTOTAL		-2,004,776	-2,225,438	-1,225,988	-1,794,591	-1,394,591	-1,386,046

BROOME COUNTY GOVERNMENT
 REVENUE AND APPROPRIATION SUMMARY
 BY DEPARTMENT AND DIVISION

SUBFUND :204 WPNH OPERATING
 DEPARTMENT:16 WILLOW POINT NURSING HOME
 DIVISION :36 DEBT SERVICE

SUBJECT	SUBJECT TITLE	2004 YTD ACTUALS	2005 BUDGET	2005 YTD ACTUALS AS OF 8/31	2006 BUDGET REQUESTED	2006 BUDGET RECOMMENDED	2006 ADOPTED BUDGET
CHARACTER :07	MISC/INTERFUND REVENUES						
0217	PREMIUM & ACCRUED INT ON OBLIGATION	8,071					
CHARACTER 07 SUBTOTAL		8,071					
TYPE R SUBTOTAL		8,071					
CHARACTER :60	PRINCIPAL ON INDEBTEDNESS						
6000	PRINCIPAL ON SERIAL BONDS		160,954		224,298	224,298	224,298
6001	PRINCIPAL ON BANS		169,757				
CHARACTER 60 SUBTOTAL			330,711		224,298	224,298	224,298
CHARACTER :70	INTEREST ON INDEBTEDNESS						
7000	INTEREST ON SERIAL BONDS	58,185	49,837	23,378	112,692	112,692	112,692
7001	INTEREST ON BANS	12,973	18,771	5,897			
CHARACTER 70 SUBTOTAL		71,158	68,608	29,275	112,692	112,692	112,692
TYPE X SUBTOTAL		71,158	399,319	29,275	336,990	336,990	336,990
DIVISION 36 SUBTOTAL		-63,087	-399,319	-29,275	-336,990	-336,990	-336,990

BROOME COUNTY GOVERNMENT
 REVENUE AND APPROPRIATION SUMMARY
 BY DEPARTMENT AND DIVISION

SUBFUND :204 WPNH OPERATING
 DEPARTMENT:16 WILLOW POINT NURSING HOME
 DIVISION :37 INTERFUND TRANSFERS

SUBJECT	SUBJECT TITLE	2004 YTD ACTUALS	2005 BUDGET	2005 YTD ACTUALS AS OF 8/31	2006 BUDGET REQUESTED	2006 BUDGET RECOMMENDED	2006 ADOPTED BUDGET
CHARACTER :07	MISC/INTERFUND REVENUES						
0225	TRANSFER FROM ENTERPRISE FUND	21,956					
0465	TRANSFER SPECIAL REVENUE FUND	35,841					
0593	TRANSFER FROM INTERNAL SERVICE FUND	1,201					
CHARACTER 07 SUBTOTAL		58,998					
TYPE R SUBTOTAL		58,998					
DIVISION 37 SUBTOTAL		58,998					

BROOME COUNTY GOVERNMENT
 REVENUE AND APPROPRIATION SUMMARY
 BY DEPARTMENT AND DIVISION

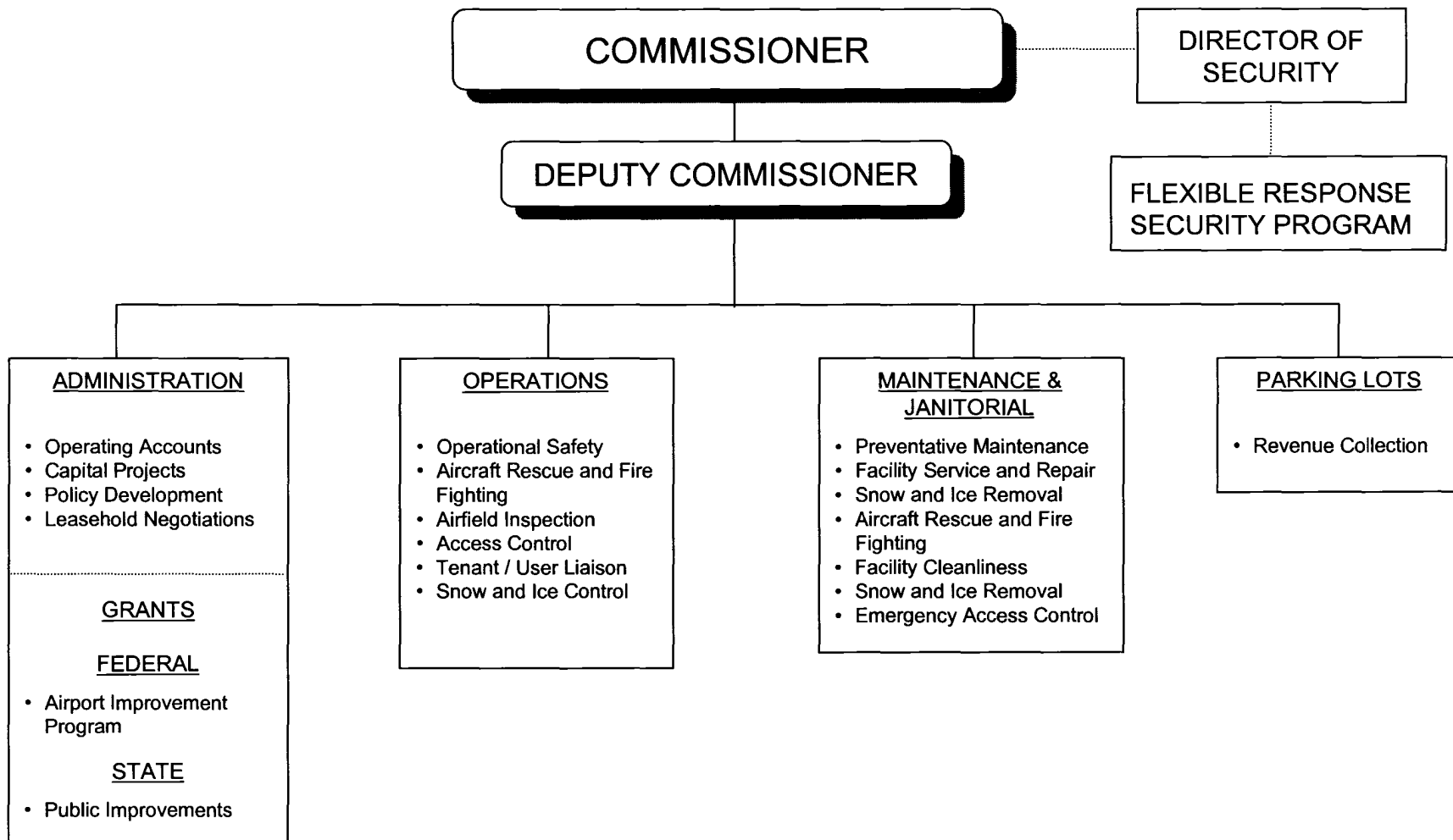
SUBFUND :204 WPNH OPERATING
 DEPARTMENT:16 WILLOW POINT NURSING HOME
 DIVISION :38 INTERGOVERNMENTAL TRANSFER

SUBJECT	SUBJECT TITLE	2004 YTD ACTUALS	2005 BUDGET	2005 YTD ACTUALS AS OF 8/31	2006 BUDGET REQUESTED	2006 BUDGET RECOMMENDED	2006 ADOPTED BUDGET
CHARACTER :02	DEPARTMENTAL INCOME						
0524	SNF MEDICAID	8,928,302	798,000				
CHARACTER 02 SUBTOTAL		8,928,302	798,000				
TYPE R SUBTOTAL		8,928,302	798,000				
CHARACTER :90	TRANSFERS						
9080	INTERGOVERNMENTAL TRANSFER (IGT)	8,035,474					
CHARACTER 90 SUBTOTAL		8,035,474					
TYPE X SUBTOTAL		8,035,474					
DIVISION 38 SUBTOTAL		892,828	798,000				
DEPARTMENT 16 SUBTOTAL		-2,511,492	-2,565,689	-491,149	800,993	1,577,993	1
SUBFUND 204 SUBTOTAL		-2,511,492	-2,565,689	-491,149	800,993	1,577,993	1

TRANSPORTATION

<u>DEPARTMENT/DIVISION</u>	<u>PAGE</u>
Aviation	331
Highways	
County Roads	337
Road Machinery	348
Public Transportation (Transit)	352

AVIATION



AVIATION - 21

MISSION STATEMENT

To provide the citizens of Broome County and the Southern Tier with safe, clean, efficient and economically self-sustaining travel facilities and services responsive to community needs.

DESCRIPTION

The operation of the airport is provided for in Article X of the Broome County Charter. The airport is regulated by the Federal Aviation Administration and the Transportation Security Administration under Title 14 of the code of Federal Regulations, as well as various other state and federal authorities involving safety, environmental and funding concerns.

The Department maintains two intersecting runways, twelve taxiways, three aircraft aprons, and all required lighting/signage. The Department also maintains; a 74,000 square foot passenger terminal, three large aircraft hangars, 15 T-hangars, a 7,500 square foot Aircraft/Rescue/Fire-fighting facility, a 24,000 square foot maintenance building, and a 70,000 gallon fuel farm. Additionally the department is responsible for the roadway serving the facility, water /sewer services, and a 900 space public and employee parking lot.

Four airlines currently provide service at the airport and their activities are complimented by a United States Customs Office, FAA Air Traffic and Facilities Office, a Transportation Security Administration Office, a Civil Air Patrol office, three car rental agencies, a restaurant, ground

transportation services, National Weather Service Office, First Air group - a provider of general/business aviation services , and Miller Aviation/Jet Center America – a provider of aircraft parts and components.

2006 OBJECTIVES

- To meet and maintain our standard of the safe, secure and efficient administration, operation and maintenance of our air transportation facility.
- To implement a comprehensive airport public side improvement project aimed at enhancing the appearance, function and potential for commercial development of our facility.
- To aggressively pursue new revenue sources to ensure airport budget stability and affordable operating rates for the airlines.
- To implement a new airline operating agreement and terminal building lease.
- To build upon the current level of air service and passenger traffic through air service/airport marketing campaigns to ensure that the services provided at our facility meet the needs of the community and help promote the use of the Greater Binghamton Airport.

2006 BUDGET HIGHLIGHTS

- Continued funding appropriations for airport marketing and air service consulting activities.
- Requested increase in rates for temporary parking lot attendants.
- In an effort to maintain our competitive cost structure to our airline partners, a continuing budget has been requested.

21 0203 AVIATION

<u>Title of Position</u>	<u>Grade/Unit</u>	<u>2004 Actuals</u>	<u>As of Sept. 1, 2005 Current Authorized</u>	<u>2006 Requested</u>	<u>2006 Recommended</u>	<u>2006 Adopted</u>
Commissioner of Aviation	H Admin	1	1	1	1	1
Deputy Commissioner of Aviation	E Admin	1	1	1	1	1
Airport Operations Supervisor	20 BAPA	1	1	1	1	1
Senior Accountant	18 BAPA	1	1	1	1	1
Airport Maintenance Supervisor	16 BAPA	1	1	1	1	1
Airport Parking Manager	9 BAPA	1	1	1	1	1
Airport Operations Specialist/Trainee	15/14 CSEA	7	7	7	7	7
Airport Equipment Mechanic	14 CSEA	1	1	1	1	1
Secretary (40)	13 CSEA	1	1	1	1	1
Airport Maintenance Mechanic	11 CSEA	5	5	5	5	5
Airport Custodial Worker	7 CSEA	<u>4</u>	<u>4</u>	<u>4</u>	<u>4</u>	<u>4</u>
Total Full-Time Positions		24	24	24	24	24
Account Clerk	7 CSEA	0	0	1	1	1
Clerk	6 CSEA	1	1	0	0	0
Airport Parking Attendant	6 CSEA	<u>2</u>	<u>2</u>	<u>2</u>	<u>2</u>	<u>2</u>
Total Part-Time Positions		3	3	3	3	3
TOTAL POSITIONS		27	27	27	27	27

BROOME COUNTY GOVERNMENT
REVENUE AND APPROPRIATION SUMMARY
BY DEPARTMENT

SUBFUND :207 AVIATION OPERATING
DEPARTMENT:21 DEPARTMENT OF AVIATION

SUBJECT	SUBJECT TITLE	2004 YTD ACTUALS	2005 BUDGET	2005 YTD ACTUAL THRU 8/31	2006 BUDGET REQUESTED	2006 BUDGET RECOMMENDED	2006 ADOPTED BUDGET
CHARACTER :02	DEPARTMENTAL INCOME						
0093	FARES & FEES	93,065	98,000	58,869	91,000	91,000	91,000
0099	RENTAL CAR CONCESSION FEES	440,479	400,000	318,311	478,000	478,000	478,000
0100	RESTAURANT/LOUNGE CONCESSION FEES	3,867	4,000	3,866	4,000	4,000	4,000
0102	GROUND TRANSPORT CONCESSION FEES	12,750	15,000	11,250	17,000	17,000	17,000
0103	ADVERTISING FEES	33,333	38,000	19,154	32,000	32,000	32,000
0107	SPACE RENTAL-AIRLINES	871,651	923,760	590,776	941,600	941,600	941,600
0108	SPACE RENTAL-OTHER	172,493	157,000	113,671	161,000	161,000	161,000
0110	MISC TERMINAL AREA INCOME				3,500	3,500	3,500
0111	LANDING FEES - SIGNATORY	356,571	380,700	205,285	390,420	390,420	390,420
0112	LANDING FEES - NON-SIGNATORY	29,385	29,000	21,241	35,000	35,000	35,000
0114	FUEL FLOWAGE FEE	29,060	27,000	15,358	26,000	26,000	26,000
0116	HANGAR RENTAL	127,596	250,400	87,056	235,000	235,000	235,000
0117	HANGAR TAX REIMBURSEMENT	101,372	110,000	27,395	68,600	68,600	68,600
0119	AIRCRAFT T-HANGAR RENTAL	14,850	15,000	10,260	21,600	21,600	21,600
0120	FREIGHT BLDG RENTAL	3,523	7,000	2,708	36,000	36,000	36,000
0122	SERVICE CTR/STORAGE/WASH RACK	20,250	21,000	14,400	22,500	22,500	22,500
0127	OTHER CHARGES		7,000	202	7,000	7,000	7,000
0170	COUNTY CONTRIBUTION	171,158					
0484	FACILITY RENTALS	3,900	3,900	1,950	3,900	3,900	3,900
0485	GROUND RENTALS	22,230	23,000	15,354	24,200	24,200	24,200
0487	PARKING OPER CONCESSIONS	818,426	828,000	542,022	845,000	845,000	845,000
0492	MISC ADMIN AND OTHER INCOME	3,422	4,500	2,693	5,870	5,870	5,870
0550	DEPRECIATION CHARGEBACK	2,586,417					
0651	PART D MEDICARE CREDITS				1,000	1,000	1,000
CHARACTER 02	SUBTOTAL	5,915,798	3,342,260	2,061,821	3,450,190	3,450,190	3,450,190

BROOME COUNTY GOVERNMENT
 REVENUE AND APPROPRIATION SUMMARY
 BY DEPARTMENT

SUBFUND :207 AVIATION OPERATING
 DEPARTMENT:21 DEPARTMENT OF AVIATION

SUBJECT	SUBJECT TITLE	2004 YTD ACTUALS	2005 BUDGET	2005 YTD ACTUAL THRU 8/31	2006 BUDGET REQUESTED	2006 BUDGET RECOMMENDED	2006 ADOPTED BUDGET
CHARACTER :03 USE OF MONEY AND PROPERTY							
0186	INTEREST AND EARNINGS	2,614	4,500	4,884	5,000	5,000	5,000
0187	RENTAL OF REAL PROPERTY INDIVIDUALS	2,000	15,000	6,297	36,000	36,000	36,000
0196	VENDING MACHINE	2,708	3,500	1,862	3,000	3,000	3,000
CHARACTER 03 SUBTOTAL		7,322	23,000	13,043	44,000	44,000	44,000
CHARACTER :06 SALE OF PROP & COMP FOR LOSS							
0213	SALE OF EQUIPMENT	746		1,506			
CHARACTER 06 SUBTOTAL		746		1,506			
CHARACTER :07 MISC/INTERFUND REVENUES							
0215	REFUNDS OF PRIOR YEARS EXPENDITURES	921		51			
0217	PREMIUM & ACCRUED INT ON OBLIGATION	5,726					
0227	TRANSFER FROM GENERAL FUND	13,594					
0229	TRANSFER FROM INSURANCE RESERVE	3,104		5,497			
0233	EARNINGS ON TEMPORARY INVESTMENTS	12,447	3,000				
0465	TRANSFER SPECIAL REVENUE FUND	2,981					
0623	PASSENGER FACILITIES CHARGES	538,850	8,000	8,000	12,000	12,000	12,000
0638	CAPITAL CONTRIBUTIONS	2,660,206					
CHARACTER 07 SUBTOTAL		3,237,829	11,000	13,548	12,000	12,000	12,000
TYPE R SUBTOTAL		9,161,695	3,376,260	2,089,918	3,506,190	3,506,190	3,506,190

BROOME COUNTY GOVERNMENT
REVENUE AND APPROPRIATION SUMMARY
BY DEPARTMENT

SUBFUND :207 AVIATION OPERATING
DEPARTMENT:21 DEPARTMENT OF AVIATION

SUBJECT	SUBJECT TITLE	2004 YTD ACTUALS	2005 BUDGET	2005 YTD ACTUAL THRU 8/31	2006 BUDGET REQUESTED	2006 BUDGET RECOMMENDED	2006 ADOPTED BUDGET
CHARACTER :10 PERSONAL SERVICE							
1000	SALARIES FULL-TIME	804,736	925,891	466,603	952,759	952,759	952,759
1500	SALARIES PART-TIME	46,359	50,973	30,124	50,796	50,796	50,796
1600	SALARIES TEMPORARY	37,244	39,000	24,968	39,208	39,208	39,208
1700	SALARIES OVERTIME	129,377	124,630	105,913	124,630	124,630	124,630
1900	SALARIES SHIFT DIFFERENTIAL	3,386	3,600	2,433	3,600	3,600	3,600
1930	STAND-BY PAY	7,720	10,000	5,915	10,000	10,000	10,000
1950	SALARY ADJUSTMENTS						30,030
1960	DISCRETIONARY SALARY SAVINGS		-26,000		-26,000	-26,000	-26,000
CHARACTER 10 SUBTOTAL		1,028,822	1,128,094	635,956	1,154,993	1,154,993	1,185,023
CHARACTER :20 EQUIPMENT AND CAPITAL OUTLAY							
2490	OTHER OPERATIONAL EQUIPMENT		6,000				
CHARACTER 20 SUBTOTAL			6,000				
CHARACTER :40 CONTRACTUAL EXPENDITURES							
4300	MAT & SUPPLIES-SURFACE TREAT	15,002			20,000	20,000	20,000
4302	MAT & SUPPLIES-PAINT	4,169	4,000		2,000	2,000	2,000
4304	MATERIAL & SUPPLIES-OTHER		2,000				
4305	SNOW REMOVAL MATERIALS & SUPPLIES	42,837	72,000	57,668	76,000	76,000	76,000
4311	BOOKS AND SUBSCRIPTIONS	147	310	276	350	350	350
4319	OFFICE SUPPLIES	2,889	3,000	2,480	3,000	3,000	3,000
4323	BLDG MAINTENANCE SUPPLIES	32,108	28,300	9,528	30,600	30,600	30,600
4326	FUEL AND HEATING SUPPLIES	106,466	101,900	75,394	135,200	135,200	135,200
4329	BLDG AND GROUNDS SUPPLIES	33,344	29,500	21,572	31,500	31,500	31,500
4331	FOOD AND BEVERAGES				1,000	1,000	1,000
4341	MOTOR EQUIPMENT SUPPLIES	25,112	23,000	15,932	25,500	25,500	25,500
4347	GAS OIL GREASE AND DIESEL FUEL	20,721	23,500	21,172	31,500	31,500	31,500
4348	TIRES AND TUBES	1,407	3,000	1,693	6,000	6,000	6,000
4349	MISC OPERATIONAL SUPPLIES	6,014	11,500	4,226	10,500	10,500	10,500
4356	UNIFORMS	5,940	8,500	3,822	7,400	7,400	7,400
4358	SAFETY SUPPLIES	668	500	294	700	700	700
4359	COMPUTER SOFTWARE AND SUPPLIES	383	500	1,205	1,605	1,605	1,605
4411	POSTAGE AND FREIGHT	378	500	289	500	500	500
4412	TELEPHONE	3,264	2,975	1,962	1,925	1,925	1,925
4418	DUES AND MEMBERSHIPS	1,303	960	915	970	970	970
4419	GENERAL OFFICE EXPENSES	107		30			
4422	BUILDING AND LAND RENTAL	170,103	154,000	98,149	130,860	130,860	130,860

BROOME COUNTY GOVERNMENT
 REVENUE AND APPROPRIATION SUMMARY
 BY DEPARTMENT

SUBFUND :207 AVIATION OPERATING
 DEPARTMENT:21 DEPARTMENT OF AVIATION

SUBJECT	SUBJECT TITLE	2004 YTD ACTUALS	2005 BUDGET	2005 YTD ACTUAL THRU 8/31	2006 BUDGET REQUESTED	2006 BUDGET RECOMMENDED	2006 ADOPTED BUDGET
CHARACTER :40	CONTRACTUAL EXPENDITURES						
4423	BLDG GROUNDS AND EQUIP REPAIR	16,364	28,500	9,544	31,500	31,500	31,500
4425	WATER AND SEWAGE CHARGES	16,493	15,000	21,660	25,000	25,000	25,000
4426	HEATING AND AIR COND PLANT EXP	11,205	13,000		13,000	13,000	13,000
4427	ELECTRIC CURRENT	291,925	277,350	185,492	304,000	304,000	304,000
4428	TAXES	114,545	123,335	30,955	98,000	98,000	98,000
4429	BUILDING AND GROUNDS EXPENSES	23,246	37,000	16,886	40,050	40,050	40,050
4441	MOTOR EQUIP REPAIRS AND MAINT	2,493	2,500	1,905	3,500	3,500	3,500
4447	OPERATIONAL EQUIPMENT REPAIRS	5,251	3,000	5,941	5,000	5,000	5,000
4448	ADVERTISING AND PROMOTION EXPENSES	46,569	130,000	119,000	125,000	125,000	125,000
4449	OTHER OPERATIONAL EXPENSES	4,364	22,300	14,976	25,000	25,000	25,000
4457	SUBCONTRACTED PROGRAM EXPENSE	132,161	144,500	97,642	147,000	147,000	147,000
4462	TRAVEL HOTEL AND MEALS	3,324	4,000	2,298	4,000	4,000	4,000
4463	EDUCATION AND TRAINING	4,698	5,000	4,697	5,000	5,000	5,000
4466	ADVISORY BD/TRUSTEES EXPENSES	1,298	1,500	979	1,500	1,500	1,500
4518	COPYING MACHINE RENTALS	1,066	1,600	1,077	1,620	1,620	1,620
4520	PROPERTY LOSS	446		4,778			
4523	INSURANCE CLAIMS	1,980		773			
4723	BOND AND NOTE ISSUE EXPENSE	76		214			
4725	OTHER FINANCIAL SERVICES	6,697	7,000	4,893	8,000	8,000	8,000
4747	OTHER FEES FOR SERVICES	3,841					
4750	BAD DEBT EXPENSE	496					
4768	LOSS ON DISPOSITION OF ASSETS	170,018					
CHARACTER 40	SUBTOTAL	1,330,918	1,285,530	840,317	1,354,280	1,354,280	1,354,280
CHARACTER :41	CHARGEBACK EXPENSES						
4601	INDIRECT COSTS	244,158	76,000		76,000	76,000	76,000
4602	INSURANCE PREMIUM CHARGEBACK	151,777	150,000	74,517	150,000	150,000	150,000
4604	DPW SECURITY CHARGEBACKS	55,985	58,449	29,224	59,562	59,562	59,562
4614	OTHER CHARGEBACK EXPENSES	10,038					
4616	FLEET SERVICE CHARGEBACK				11,515	11,515	11,515
4626	TRANSPORTATION SERVICES CHARGEBACKS	7,666	5,031	2,516			
CHARACTER 41	SUBTOTAL	469,624	289,480	106,257	297,077	297,077	297,077

BROOME COUNTY GOVERNMENT
 REVENUE AND APPROPRIATION SUMMARY
 BY DEPARTMENT

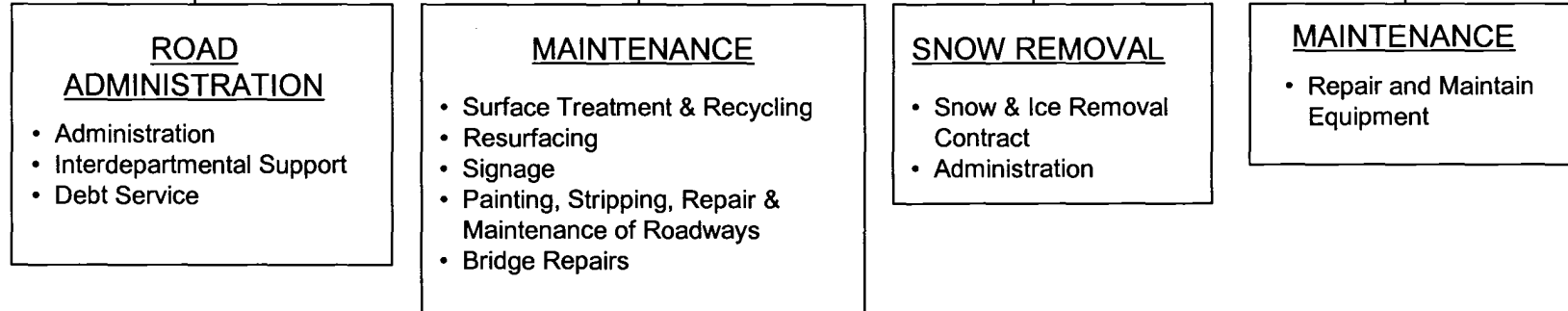
SUBFUND :207 AVIATION OPERATING
 DEPARTMENT:21 DEPARTMENT OF AVIATION

SUBJECT	SUBJECT TITLE	2004 YTD ACTUALS	2005 BUDGET	2005 YTD ACTUAL THRU 8/31	2006 BUDGET REQUESTED	2006 BUDGET RECOMMENDED	2006 ADOPTED BUDGET
CHARACTER :42 DEPRECIATION							
4801	DEPRECIATION - BUILDINGS	261,414					
4803	DEPRECIATION - IMPROV O/T BLDGS	2,749,173					
4804	DEPRECIATION - MOTOR VEHICLES	82,808					
4805	DEPRECIATION - MACHINERY & EQUIP	22,770					
CHARACTER 42 SUBTOTAL		3,116,165					
CHARACTER :60 PRINCIPAL ON INDEBTEDNESS							
6000	PRINCIPAL ON SERIAL BONDS		11,081		50,799	50,799	50,799
6001	PRINCIPAL ON BANS		90,141				
CHARACTER 60 SUBTOTAL			101,222		50,799	50,799	50,799
CHARACTER :70 INTEREST ON INDEBTEDNESS							
7000	INTEREST ON SERIAL BONDS	6,018	6,369	3,087	49,149	49,149	49,149
7001	INTEREST ON BANS		12,864	3,912			
CHARACTER 70 SUBTOTAL		6,018	19,233	6,999	49,149	49,149	49,149
CHARACTER :80 EMPLOYEE BENEFITS							
8010	STATE RETIREMENT	101,798	125,217	73,000	171,081	171,081	141,051
8030	SOCIAL SECURITY	77,046	88,288	47,415	90,346	90,346	90,346
8040	WORKERS COMPENSATION	11,241	11,000	4,800	11,330	11,330	11,330
8041	WORKERS COMP LT LIABILITY	10,115					
8050	LIFE INSURANCE	432	636	292	648	648	648
8060	HEALTH INSURANCE	253,492	281,996	176,025	316,723	316,723	316,723
8063	DISABILITY INSURANCE	2,386	2,370	1,508	2,520	2,520	2,520
CHARACTER 80 SUBTOTAL		456,510	509,507	303,040	592,648	592,648	562,618
TYPE X SUBTOTAL		6,408,057	3,339,066	1,892,569	3,498,946	3,498,946	3,498,946
DEPARTMENT 21 SUBTOTAL		2,753,638	37,194	197,349	7,244	7,244	7,244
SUBFUND 207 SUBTOTAL		2,753,638	37,194	197,349	7,244	7,244	7,244

HIGHWAYS

COMMISSIONER OF PUBLIC WORKS

DIRECTOR OF
HIGHWAYS



PUBLIC WORKS - 03
Highways – 11/County Roads

MISSION STATEMENT

To provide a highway road system to move people and goods throughout the county, in a cost effective, efficient and professional manner, to enhance community growth, economic well-being and quality of life.

DESCRIPTION

Responsible for the maintenance and up-keep of 343.24 centerline miles of roads. The Highway Division is also responsible for maintaining 105 bridges with spans of twenty (20) feet or more, 130 culverts with diameters ranging from five (5) to twenty (20) feet and 3,500 culverts with diameters of five (5) feet or less. This involves the inspection and evaluation of county roads and bridges, and planning, reconstruction, repair and maintenance projects.

The Highway Division is responsible for the administration; operation and maintenance of highway bridge and capital projects; this includes road widening and straightening, resurfacing and patching of existing county roads to ensure that maintenance is at required standards and safety levels. Emphasis is also placed on snow and ice control. In case of natural disasters, the division also assists other local municipalities with specialized equipment and expertise.

Revenues attributed to the operation of county Highway Division County Road fund are derived primarily from the sale of supplies such as road signs, sand/salt mix to other local governments, and highway work permit fees for work completed by utility companies and others

in highway right-of-way. State Aid revenues fund the highway operating and capital aid under the State Consolidated Local Highway Assistance Program (CHIPS). An interfund transfer from the general fund is received to balance the Highway Division County Road Fund.

OBJECTIVES

- Continue to develop and implement an annual highway maintenance program that will ensure preservation of the existing system at an acceptable level of service and standard of construction and extend the useful life of the existing system
- In-house Design/Construction/Reconstruction of county highways, as required, utilizing county forces, to conform to acceptable standards of service and construction in accordance with ASSHTO Geometric Design and NYSDOT Standard Specifications.
- Rehabilitation of guiderail system to NYSDOT Standards, 40,000 feet of various Broome County roads.
- Preserve the load capacity of county bridges and improve/replace unsafe or inadequate structures in accordance with ASSHTO Geometric Design and NYSDOT Geometric Design Policy for Bridges.
- Rehabilitate and stabilize approximately one hundred (100) miles of highway shoulders.
- Resurface and/or provide surface treatment, truing and leveling resurfacing to county highways as required, per industry standard and Broome County five year policy. Approximately forty seven miles.
- Provide effective 24 hour a day snow and ice control for county roads during the winter season and maintain contracts with various towns for snowplowing and ice control per NYS 24 hour bare road policy.
- Involve BMTS with Pavement Management System and traffic counts.

- Develop a bridge cleaning and maintenance program for county bridges.
- Ensure that legible pavement markings are provided along county highways per the Manual of Uniform Traffic Control Devices.
- Implement Bridge Management System as provided by NYSDOT for local bridges.
- Ensure clear sight lines by cutting grass, trees and brush along approximately 700 miles of county right-of-way in accordance with Section 102 of NYS Highway Law.
- Review requests and issue permits for work within right-of-ways by utilities and contractors. This amounts to approximately 85 permits annually.

03 0106 PUBLIC WORKS/Highways/County Roads
0122

<u>Title of Position</u>	<u>Grade/Unit</u>	<u>2004 Actuals</u>	<u>As of Sept. 1, 2005 Current Authorized</u>	<u>2006 Requested</u>	<u>2006 Recommended</u>	<u>2006 Adopted</u>
Deputy Commissioner of Public Works /Highway	F Admin	1	1	1	1	1
Assistant General Highway Supervisor	AFSCME	2	2	2	2	2
Highway Crew Supervisor	AFSCME	5	5	5	5	5
Paint Crew Supervisor - DPW	AFSCME	1	1	1	1	1
Painter - DPW	AFSCME	2	2	2	2	2
Public Works Office Assistant	AFSCME	2	2	2	2	2
Carpenter	AFSCME	1	1	1	1	1
Assistant Carpenter	AFSCME	1	1	1	1	1
Laborer	AFSCME	5	5	5	5	5
Motor Equipment Operator III	AFSCME	10	10	10	10	10
Motor Equipment Operator II	AFSCME	18	18	18	18	18
Motor Equipment Operator I	AFSCME	<u>12</u>	<u>12</u>	<u>12</u>	<u>12</u>	<u>12</u>
Total Full-Time Positions		60	60	60	60	60
Total Part-Time Positions		0	0	0	0	0
TOTAL POSITIONS		60	60	60	60	0

BROOME COUNTY GOVERNMENT
 REVENUE AND APPROPRIATION SUMMARY
 BY DEPARTMENT AND DIVISION

SUBFUND :301 COUNTY ROAD OPERATING
 DEPARTMENT:03 PUBLIC WORKS
 DIVISION :11 HIGHWAY

SUBJECT	SUBJECT TITLE	2004 YTD ACTUALS	2005 BUDGET	2005 YTD ACTUALS AS OF 8/31	2006 BUDGET REQUESTED	2006 BUDGET RECOMMENDED	2006 ADOPTED BUDGET
CHARACTER :02	DEPARTMENTAL INCOME						
0174	SALE OF SUPPLIES TO OTHER GOVTS	3,127	53,775	3,588	61,037	61,037	61,037
0537	ROADWAY USE FEES	5,414	11,000	1,165	11,000	11,000	11,000
0559	OTHER DEPARTMENTAL CHARGEBACK	6,677	7,758	10,166	7,758	7,758	7,758
0651	PART D MEDICARE CREDITS				1,000	1,000	1,000
CHARACTER 02 SUBTOTAL		15,218	72,533	14,919	80,795	80,795	80,795
CHARACTER :03	USE OF MONEY AND PROPERTY						
0186	INTEREST AND EARNINGS	29,055	24,000	55,475	50,000	50,000	50,000
0191	RENTAL OF EQUIPMENT OTHER GOVTS	6,889	8,000		8,000	8,000	8,000
CHARACTER 03 SUBTOTAL		35,944	32,000	55,475	58,000	58,000	58,000
CHARACTER :06	SALE OF PROP & COMP FOR LOSS						
0211	MINOR SALES - PUBLIC WORKS	400		108			
CHARACTER 06 SUBTOTAL		400		108			
CHARACTER :07	MISC/INTERFUND REVENUES						
0215	REFUNDS OF PRIOR YEARS EXPENDITURES			4,977			
0217	PREMIUM & ACCRUED INT ON OBLIGATION	22,280					
0227	TRANSFER FROM GENERAL FUND	3,980,811	4,873,596	4,873,596	5,459,700	5,459,700	5,459,700
0229	TRANSFER FROM INSURANCE RESERVE	27,786		22,729			
0232	UNUSED CAPITAL FUND	32,526					
0233	EARNINGS ON TEMPORARY INVESTMENTS	50,011	25,000		25,000	25,000	25,000
0465	TRANSFER SPECIAL REVENUE FUND	72,645					
CHARACTER 07 SUBTOTAL		4,186,059	4,898,596	4,901,302	5,484,700	5,484,700	5,484,700

BROOME COUNTY GOVERNMENT
 REVENUE AND APPROPRIATION SUMMARY
 BY DEPARTMENT AND DIVISION

SUBFUND :301 COUNTY ROAD OPERATING
 DEPARTMENT:03 PUBLIC WORKS
 DIVISION :11 HIGHWAY

SUBJECT	SUBJECT TITLE	2004 YTD ACTUALS	2005 BUDGET	2005 YTD ACTUALS AS OF 8/31	2006 BUDGET REQUESTED	2006 BUDGET RECOMMENDED	2006 ADOPTED BUDGET
CHARACTER :08	STATE AID						
0294	CONSOLIDATED HIGHWAY AID	1,714,230	1,345,658	457,624	1,345,658	1,744,284	1,744,284
0460	OTHER STATE AID	14,928		4,511			
CHARACTER 08 SUBTOTAL		1,729,158	1,345,658	462,135	1,345,658	1,744,284	1,744,284
CHARACTER :09	FEDERAL AID						
0353	FEDERAL AID - OTHER	72,231		28,150			
CHARACTER 09 SUBTOTAL		72,231		28,150			
TYPE R SUBTOTAL		6,039,010	6,348,787	5,462,089	6,969,153	7,367,779	7,367,779
CHARACTER :10	PERSONAL SERVICE						
1000	SALARIES FULL-TIME	2,210,881	2,273,676	1,361,793	2,260,044	2,260,044	2,260,044
1600	SALARIES TEMPORARY	14,676	28,489	15,741	28,489	28,489	28,489
1700	SALARIES OVERTIME	155,230	173,743	142,508	173,743	173,743	173,743
1900	SALARIES SHIFT DIFFERENTIAL	7,164	7,560	4,873	7,560	7,560	7,560
1910	OUT OF TITLE PAY	20,967	12,875	14,682	14,000	14,000	14,000
1940	OTHER PERSONNEL SERVICES	6,100	12,800	6,100	12,800	12,800	12,800
1950	SALARY ADJUSTMENTS						62,931
1960	DISCRETIONARY SALARY SAVINGS		-76,200		-76,200	-76,200	-76,200
CHARACTER 10 SUBTOTAL		2,415,018	2,432,943	1,545,697	2,420,436	2,420,436	2,483,367

BROOME COUNTY GOVERNMENT
 REVENUE AND APPROPRIATION SUMMARY
 BY DEPARTMENT AND DIVISION

SUBFUND :301 COUNTY ROAD OPERATING
 DEPARTMENT:03 PUBLIC WORKS
 DIVISION :11 HIGHWAY

SUBJECT	SUBJECT TITLE	2004 YTD ACTUALS	2005 BUDGET	2005 YTD ACTUALS AS OF 8/31	2006 BUDGET REQUESTED	2006 BUDGET RECOMMENDED	2006 ADOPTED BUDGET
CHARACTER :40	CONTRACTUAL EXPENDITURES						
4300	MAT & SUPPLIES-SURFACE TREAT	220,864	300,000	207,395	300,000	300,000	300,000
4301	MAT & SUPPLIES-SIGNS & POSTS	21,047	24,000	15,350	24,000	24,000	24,000
4302	MAT & SUPPLIES-PAINT	63,915	73,273	58,177	73,273	73,273	73,273
4303	MAT & SUPPLIES-GUIDE RAILS	430	84,375	23,336	84,375	84,375	84,375
4304	MATERIAL & SUPPLIES-OTHER	17,721	100,000	80,314	100,000	100,000	100,000
4305	SNOW REMOVAL MATERIALS & SUPPLIES	290,755	396,305	236,345	430,515	430,515	430,515
4311	BOOKS AND SUBSCRIPTIONS	310	700	34	500	500	500
4319	OFFICE SUPPLIES	1,539	1,785	653	1,500	1,500	1,500
4326	FUEL AND HEATING SUPPLIES	39,738	61,090	42,470	67,038	67,038	67,038
4329	BLDG AND GROUNDS SUPPLIES	242	525	1,584	3,234	3,234	3,234
4341	MOTOR EQUIPMENT SUPPLIES			690			
4342	PHOTOGRAPHIC SUPPLIES	17	50				
4347	GAS OIL GREASE AND DIESEL FUEL	31			6,000	6,000	6,000
4356	UNIFORMS	2,994	6,000	1,953	14,620	14,620	14,620
4358	SAFETY SUPPLIES	8,577	14,785	2,983			
4359	COMPUTER SOFTWARE AND SUPPLIES	25	500	109	500	500	500
4411	POSTAGE AND FREIGHT	24	125	7	100	100	100
4418	DUES AND MEMBERSHIPS	465	500		300	300	300
4419	GENERAL OFFICE EXPENSES	789	1,300		1,000	1,000	1,000
4425	WATER AND SEWAGE CHARGES	1,422	1,000	1,343	1,000	1,000	1,000
4427	ELECTRIC CURRENT	49,155	61,805	31,817	64,895	61,805	61,805
4428	TAXES	284	1,000	279	1,000	1,000	1,000
4429	BUILDING AND GROUNDS EXPENSES	7,328	3,234	3,394	3,234	3,234	3,234
4441	MOTOR EQUIP REPAIRS AND MAINT	2,558					
4442	PHOTOGRAPHIC EXPENSES			15			
4444	UNIFORM AND CLOTHING ALLOWANCE			117			
4448	ADVERTISING AND PROMOTION EXPENSES	648	200	209			
4449	OTHER OPERATIONAL EXPENSES	30,059	336,167	81,189	335,000	335,000	335,000
4462	TRAVEL HOTEL AND MEALS	831	630	294	500	500	500
4463	EDUCATION AND TRAINING	240	1,125		650	650	650
4466	ADVISORY BD/TRUSTEES EXPENSES	9					
4512	OUTSIDE RENTALS-MACHINERY	361,025	440,882	338,315	441,515	441,515	441,515
4518	COPYING MACHINE RENTALS	1,848	1,848	1,386	1,848	1,848	1,848
4520	PROPERTY LOSS	13,525					
4523	INSURANCE CLAIMS	14,261		631			
4715	OTHER HEALTH AND MEDICAL SERVICES	945	1,845	381	1,845	1,845	1,845
4746	ENGINEERING AND ARCHITECTURAL SERV	13,711	20,000		20,000	20,000	20,000
4747	OTHER FEES FOR SERVICES	304					
CHARACTER 40 SUBTOTAL		1,167,636	1,935,049	1,130,770	1,978,442	1,975,352	1,975,352

BROOME COUNTY GOVERNMENT
 REVENUE AND APPROPRIATION SUMMARY
 BY DEPARTMENT AND DIVISION

SUBFUND :301 COUNTY ROAD OPERATING
 DEPARTMENT:03 PUBLIC WORKS
 DIVISION :11 HIGHWAY

SUBJECT	SUBJECT TITLE	2004 YTD ACTUALS	2005 BUDGET	2005 YTD ACTUALS AS OF 8/31	2006 BUDGET REQUESTED	2006 BUDGET RECOMMENDED	2006 ADOPTED BUDGET
CHARACTER :41	CHARGEBACK EXPENSES						
4602	INSURANCE PREMIUM CHARGEBACK	106,060	143,465	54,461	143,465	143,465	143,465
4616	FLEET SERVICE CHARGEBACK	69,876					
4626	TRANSPORTATION SERVICES CHARGEBACKS		5,372	2,686	20,932	20,932	20,932
CHARACTER 41 SUBTOTAL		175,936	148,837	57,147	164,397	164,397	164,397
CHARACTER :60	PRINCIPAL ON INDEBTEDNESS						
6000	PRINCIPAL ON SERIAL BONDS	315,037	328,440	328,440	669,011	669,011	669,011
6001	PRINCIPAL ON BANS	98,669	282,097	282,097			
CHARACTER 60 SUBTOTAL		413,706	610,537	610,537	669,011	669,011	669,011
CHARACTER :70	INTEREST ON INDEBTEDNESS						
7000	INTEREST ON SERIAL BONDS	286,878	273,615	273,615	649,237	649,237	649,237
7001	INTEREST ON BANS	15,893	51,815	51,815			
CHARACTER 70 SUBTOTAL		302,771	325,430	325,430	649,237	649,237	649,237
CHARACTER :80	EMPLOYEE BENEFITS						
8010	STATE RETIREMENT	352,646	358,579	156,706	375,966	375,966	313,035
8030	SOCIAL SECURITY	181,533	189,770	115,794	176,742	176,742	176,742
8040	WORKERS COMPENSATION	117,527	115,000	56,851	118,450	118,450	118,450
8050	LIFE INSURANCE	1,139	1,440	764	1,440	1,440	1,440
8060	HEALTH INSURANCE	739,906	789,719	547,016	910,380	910,380	910,380
8063	DISABILITY INSURANCE	129		79			
8070	UNEMPLOYMENT INSURANCE	4,201					
CHARACTER 80 SUBTOTAL		1,397,081	1,454,508	877,210	1,582,978	1,582,978	1,520,047

BROOME COUNTY GOVERNMENT
 REVENUE AND APPROPRIATION SUMMARY
 BY DEPARTMENT AND DIVISION

SUBFUND :301 COUNTY ROAD OPERATING
 DEPARTMENT:03 PUBLIC WORKS
 DIVISION :11 HIGHWAY

SUBJECT SUBJECT TITLE	2004 YTD ACTUALS	2005 BUDGET	2005 YTD ACTUALS AS OF 8/31	2006 BUDGET REQUESTED	2006 BUDGET RECOMMENDED	2006 ADOPTED BUDGET
CHARACTER :90 TRANSFERS						
9006 TRANSFER TO ENTERPRISE FUND	37,405					
CHARACTER 90 SUBTOTAL	37,405					
TYPE X SUBTOTAL	5,909,553	6,907,304	4,546,791	7,464,501	7,461,411	7,461,411
DIVISION 11 SUBTOTAL	129,457	-558,517	915,298	-495,348	-93,632	-93,632
DEPARTMENT 03 SUBTOTAL	129,457	-558,517	915,298	-495,348	-93,632	-93,632
SUBFUND 301 SUBTOTAL	129,457	-558,517	915,298	-495,348	-93,632	-93,632

03 0148 PUBLIC WORKS/Highways/Road Machinery

<u>Title of Position</u>	<u>Grade/Unit</u>	<u>2004 Actuals</u>	<u>As of Sept. 1, 2005 Current Authorized</u>	<u>2006 Requested</u>	<u>2006 Recommended</u>	<u>2006 Adopted</u>
Equipment Service Supervisor	AFSCME	1	1	1	1	1
Office Manager	AFSCME	1	1	1	1	1
Stores Clerk	AFSCME	2	2	2	2	2
Equipment Mechanic - III	AFSCME	6	6	6	6	6
Equipment Mechanic - II	AFSCME	2	2	2	2	2
Equipment Mechanic - I	AFSCME	<u>2</u>	<u>2</u>	<u>2</u>	<u>2</u>	<u>2</u>
Total Full-Time Positions		14	14	14	14	14
Total Part-Time Positions		0	0	0	0	0
TOTAL POSITIONS		14	14	14	14	14

BROOME COUNTY GOVERNMENT
 REVENUE AND APPROPRIATION SUMMARY
 BY DEPARTMENT AND DIVISION

SUBFUND :302 ROAD MACHINERY OPERATING
 DEPARTMENT:03 PUBLIC WORKS
 DIVISION :11 HIGHWAY

SUBJECT	SUBJECT TITLE	2004 YTD ACTUALS	2005 BUDGET	2005 YTD ACTUALS AS OF 8/31	2006 BUDGET REQUESTED	2006 BUDGET RECOMMENDED	2006 ADOPTED BUDGET
CHARACTER :02	DEPARTMENTAL INCOME						
0651	PART D MEDICARE CREDITS				1,000	1,000	1,000
CHARACTER 02 SUBTOTAL					1,000	1,000	1,000
CHARACTER :03	USE OF MONEY AND PROPERTY						
0186	INTEREST AND EARNINGS	8,181	9,000	15,034	10,000	10,000	10,000
0191	RENTAL OF EQUIPMENT OTHER GOVTS			72			
CHARACTER 03 SUBTOTAL		8,181	9,000	15,106	10,000	10,000	10,000
CHARACTER :06	SALE OF PROP & COMP FOR LOSS						
0213	SALE OF EQUIPMENT	3,583					
CHARACTER 06 SUBTOTAL		3,583					
CHARACTER :07	MISC/INTERFUND REVENUES						
0215	REFUNDS OF PRIOR YEARS EXPENDITURES	5,879		767			
0217	PREMIUM & ACCRUED INT ON OBLIGATION	6,193					
0227	TRANSFER FROM GENERAL FUND	1,247,959	1,637,467	1,637,467	1,864,317	1,864,317	1,864,317
0232	UNUSED CAPITAL FUND						
0233	EARNINGS ON TEMPORARY INVESTMENTS	1,035					
0465	TRANSFER SPECIAL REVENUE FUND	10,032					
CHARACTER 07 SUBTOTAL		1,271,098	1,637,467	1,638,234	1,864,317	1,864,317	1,864,317
TYPE R SUBTOTAL		1,282,862	1,646,467	1,653,340	1,875,317	1,875,317	1,875,317

BROOME COUNTY GOVERNMENT
 REVENUE AND APPROPRIATION SUMMARY
 BY DEPARTMENT AND DIVISION

SUBFUND :302 ROAD MACHINERY OPERATING
 DEPARTMENT:03 PUBLIC WORKS
 DIVISION :11 HIGHWAY

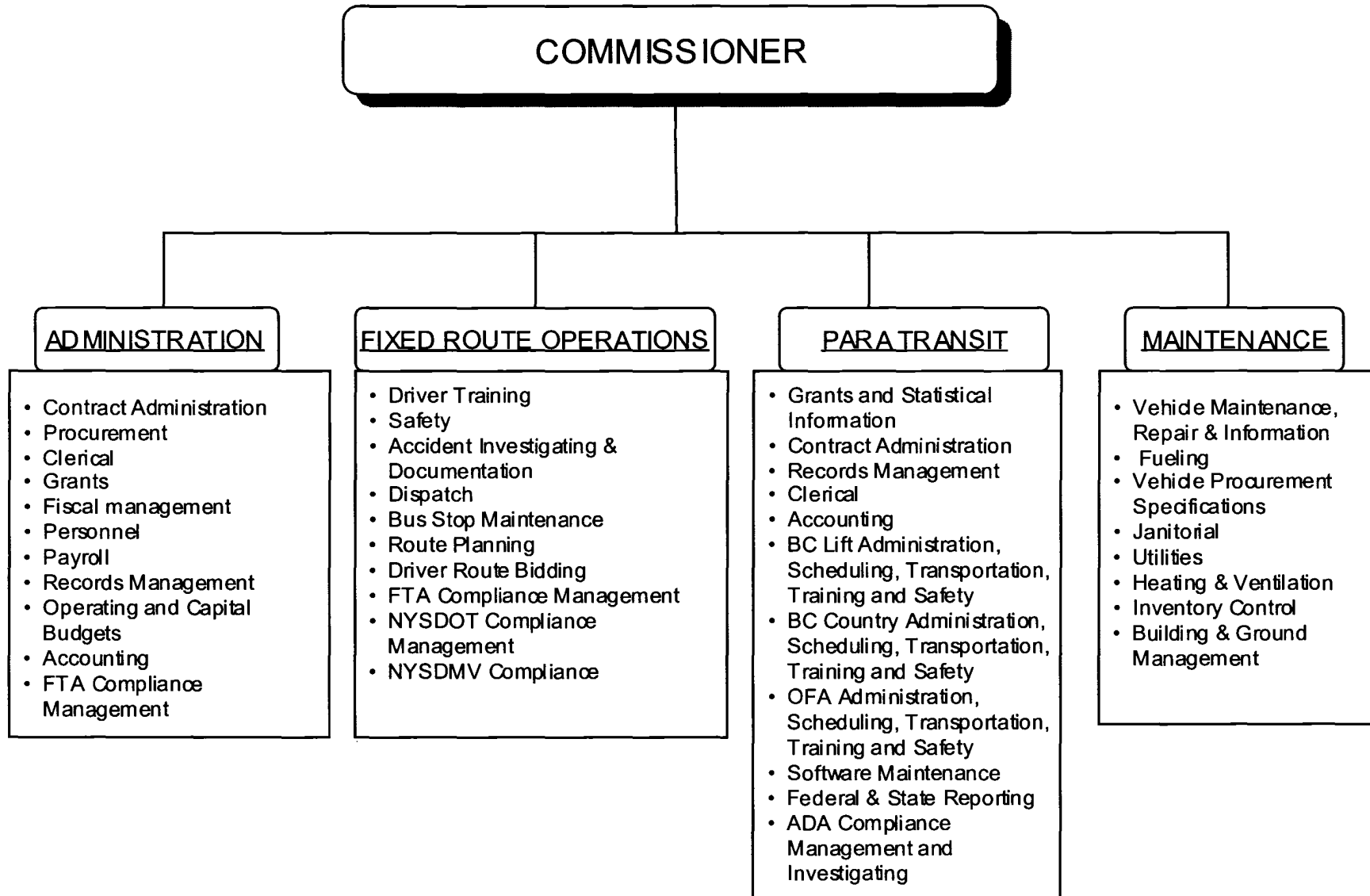
SUBJECT	SUBJECT TITLE	2004 YTD ACTUALS	2005 BUDGET	2005 YTD ACTUALS AS OF 8/31	2006 BUDGET REQUESTED	2006 BUDGET RECOMMENDED	2006 ADOPTED BUDGET
CHARACTER :10 PERSONAL SERVICE							
1000	SALARIES FULL-TIME	563,544	572,361	343,070	572,361	572,361	572,361
1700	SALARIES OVERTIME	29,656	38,245	29,270	38,245	38,245	38,245
1900	SALARIES SHIFT DIFFERENTIAL	975	1,000	620	1,000	1,000	1,000
1910	OUT OF TITLE PAY	5,230	3,360	3,154	4,000	4,000	4,000
1930	STAND-BY PAY			30			
1940	OTHER PERSONNEL SERVICES	1,450	2,800	1,450	2,800	2,800	2,800
1950	SALARY ADJUSTMENTS						15,574
1960	DISCRETIONARY SALARY SAVINGS		-19,400		-19,400	-19,400	-19,400
CHARACTER 10 SUBTOTAL		600,855	598,366	377,594	599,006	599,006	614,580
CHARACTER :20 EQUIPMENT AND CAPITAL OUTLAY							
2490	OTHER OPERATIONAL EQUIPMENT	24,804					
CHARACTER 20 SUBTOTAL		24,804					
CHARACTER :40 CONTRACTUAL EXPENDITURES							
4306	GARAGE & SHOP OPERATIONAL SUPPLIES	35,908	9,088	11,995	9,088	9,088	9,088
4311	BOOKS AND SUBSCRIPTIONS	999	500	462	500	500	500
4318	DUPLICATING AND PRINTING RM SUPPLIE	125	600		600	600	600
4319	OFFICE SUPPLIES	2,258	1,300	625	1,300	1,300	1,300
4323	BLDG MAINTENANCE SUPPLIES	5,427	5,000	9,204	5,000	5,000	5,000
4329	BLDG AND GROUNDS SUPPLIES	2,105	5,250	356	5,250	5,250	5,250
4341	MOTOR EQUIPMENT SUPPLIES	266,889	245,100	151,651	245,000	245,000	245,000
4347	GAS OIL GREASE AND DIESEL FUEL	214,260	260,104	153,221	326,104	326,104	326,104
4348	TIRES AND TUBES	22,468	26,000	4,720	26,000	26,000	26,000
4349	MISC OPERATIONAL SUPPLIES	2,990	12,000		12,000	12,000	12,000
4356	UNIFORMS		200		200	200	200
4358	SAFETY SUPPLIES	1,855	2,700	747	2,700	2,700	2,700
4359	COMPUTER SOFTWARE AND SUPPLIES	2,244	750	111	750	750	750
4411	POSTAGE AND FREIGHT	121	100	107	100	100	100
4418	DUES AND MEMBERSHIPS		75		75	75	75
4429	BUILDING AND GROUNDS EXPENSES	5,659	744	1,408	744	744	744
4441	MOTOR EQUIP REPAIRS AND MAINT	37,269	44,000	23,244	44,000	44,000	44,000
4444	UNIFORM AND CLOTHING ALLOWANCE	2,000	2,000	1,000	2,000	2,000	2,000
4449	OTHER OPERATIONAL EXPENSES	9,051	10,000	9,744	10,000	10,000	10,000
4462	TRAVEL HOTEL AND MEALS		500		500	500	500
4463	EDUCATION AND TRAINING		500	160	500	500	500

BROOME COUNTY GOVERNMENT
 REVENUE AND APPROPRIATION SUMMARY
 BY DEPARTMENT AND DIVISION

SUBFUND :302 ROAD MACHINERY OPERATING
 DEPARTMENT:03 PUBLIC WORKS
 DIVISION :11 HIGHWAY

SUBJECT	SUBJECT TITLE	2004 YTD ACTUALS	2005 BUDGET	2005 YTD ACTUALS AS OF 8/31	2006 BUDGET REQUESTED	2006 BUDGET RECOMMENDED	2006 ADOPTED BUDGET
CHARACTER :40 CONTRACTUAL EXPENDITURES							
4512	OUTSIDE RENTALS-MACHINERY	9,622	2,000		2,000	2,000	2,000
4518	COPYING MACHINE RENTALS	821	825	561	825	825	825
4715	OTHER HEALTH AND MEDICAL SERVICES	218	990		990	990	990
CHARACTER 40 SUBTOTAL		622,289	630,326	369,316	696,226	696,226	696,226
CHARACTER :60 PRINCIPAL ON INDEBTEDNESS							
6000	PRINCIPAL ON SERIAL BONDS	43,506	45,357	45,357	121,764	121,764	121,764
6001	PRINCIPAL ON BANS	37,279	53,279	53,279			
CHARACTER 60 SUBTOTAL		80,785	98,636	98,636	121,764	121,764	121,764
CHARACTER :70 INTEREST ON INDEBTEDNESS							
7000	INTEREST ON SERIAL BONDS	39,617	37,786	37,785	124,512	124,512	124,512
7001	INTEREST ON BANS	10,318	14,402	14,401			
CHARACTER 70 SUBTOTAL		49,935	52,188	52,186	124,512	124,512	124,512
CHARACTER :80 EMPLOYEE BENEFITS							
8010	STATE RETIREMENT	69,046	80,175	38,482	93,870	93,870	78,296
8030	SOCIAL SECURITY	45,130	47,050	28,156	46,707	46,707	46,707
8040	WORKERS COMPENSATION	61,000	30,000	15,000	30,900	30,900	30,900
8050	LIFE INSURANCE	269	336	179	336	336	336
8060	HEALTH INSURANCE	153,069	162,102	104,038	166,440	166,440	166,440
CHARACTER 80 SUBTOTAL		328,514	319,663	185,855	338,253	338,253	322,679
TYPE X SUBTOTAL		1,707,182	1,699,179	1,083,587	1,879,761	1,879,761	1,879,761
DIVISION 11 SUBTOTAL		-424,320	-52,712	569,753	-4,444	-4,444	-4,444
DEPARTMENT 03 SUBTOTAL		-424,320	-52,712	569,753	-4,444	-4,444	-4,444
SUBFUND 302 SUBTOTAL		-424,320	-52,712	569,753	-4,444	-4,444	-4,444

Public Transportation



PUBLIC TRANSPORTATION (Transit) - 22

MISSION STATEMENT

To provide safe, clean and affordable public transportation to the community in the most effective and cost efficient manner.

DESCRIPTION

In 1968, Broome County assumed the ownership and operation of transit service from the Triple Cities Traction Corporation and authorized the Department of Public Transportation (BC Transit) by County Charter, Article X of the Broome County Charter.

The Department of Public Transportation operates our community's fixed route and specialized public transportation services. By operating the Department of Public Transportation as an Enterprise Fund, the Department generates most of the annual funding requirements through ridership revenues and state/federal funding sources. Accordingly, the Department only relies on a minimum of financial support from Broome County as required by federal guidelines.

Transit's main facilities are located on Old Mill Road in the Town of Vestal. The department operates a network of 19 fixed routes built around a central transfer point, the BC Junction, on Hawley Street. The fixed route service operates on seven days a week with extended hours into the evening and requires 38 buses at peak hours. BC Transit maintains a fleet of 43 buses for this service, including 41 wheelchair accessible transit coaches, providing over 2.5 million rides annually.

The Department also provides, under contract with Southern Tier Medi Van Inc., BC Lift and OFA mini bus transportation to disabled and elderly customers in the community's urbanized area. These services

utilize 10 fourteen seat vehicles and provide over 75,000 rides per year. The Department of Public Transportation also provides a non-scheduled rural transportation service, BC Country, which utilizes 8 fourteen seat vehicles and provides for over 28,000 rides per year.

2006 OBJECTIVES

- To Provide services that meet the needs of our riders
- To maintain the highest standards for safe and efficient operation and maintenance of the department's fleet.
- To Focus on Performance Measures in all areas of planning management and operations.

2005 BUDGET HIGHLIGHTS

- Updated Department's Positions Listing to reflect actual staffing situation.
- Cost of Diesel Fuel budgeted to increase by 70%.

22 0004 PUBLIC TRANSPORTATION (Transit)

<u>Title of Position</u>	<u>Grade/Unit</u>	<u>2004 Actuals</u>	<u>As of Sept. 1, 2005 Current Authorized</u>	<u>2006 Requested</u>	<u>2006 Recommended</u>	<u>2006 Adopted</u>
Commissioner of Transportation	G Admin	0	1	1	1	1
Director of Transit Operations	E Admin	1	1	0	0	0
Director of Transit Operations	23 Admin	0	0	1	1	1
Director of Transit Maintenance	23 Admin	1	1	1	1	1
Director of Transit Administration	23 Admin	1	1	1	1	1
Public Transportation Analyst	22 Admin	1	1	1	1	1
Transit Supervisor	18 BAPA	4	4	3	3	3
Transit Mechanic Supervisor	17 CSEA	2	2	2	2	2
Principal Account Clerk	13 CSEA	1	1	1	1	1
Secretary	13 CSEA	1	1	1	1	1
Senior Dispatcher	12 CSEA	1	1	1	1	1
Dispatcher	10 CSEA	3	3	3	3	3
Senior Account Clerk	9 CSEA	2	2	2	2	2
Transit Route Clerk	9 CSEA	1	1	1	1	1
Keyboard Specialist	8 CSEA	1	1	1	1	1
Account Clerk Typist	7 CSEA	1	1	1	1	1
Coach Operator	ATU	48	48	48	48	48
Senior Transit Mechanic	ATU	8	8	8	8	8
Transit Mechanic	ATU	1	1	1	1	1
Transit Mechanic Helper	ATU	3	3	3	3	3
Transit Service Worker	ATU	<u>1</u>	<u>1</u>	<u>1</u>	<u>1</u>	<u>1</u>
Total Full-Time Positions		82	83	82	82	82
Senior Clerk	8 CSEA	1	1	1	1	1
Custodial Worker	6 CSEA	1	1	1	1	1
Coach Operator	ATU	16	16	16	16	16
Passenger Van Operator	ATU	10	10	10	10	10
Stores Clerk	ATU	<u>1</u>	<u>1</u>	<u>1</u>	<u>1</u>	<u>1</u>
Total Part-Time Positions		29	29	29	29	29
TOTAL POSITIONS		111	112	111	111	111

BROOME COUNTY GOVERNMENT
REVENUE AND APPROPRIATION SUMMARY
BY DEPARTMENT

SUBFUND :203 TRANSIT OPERATING
DEPARTMENT:22 PUBLIC TRANSPORTATION

SUBJECT	SUBJECT TITLE	2004 YTD ACTUALS	2005 BUDGET	2005 YTD ACTUAL THRU 8/31	2006 BUDGET REQUESTED	2006 BUDGET RECOMMENDED	2006 ADOPTED BUDGET
CHARACTER :02 DEPARTMENTAL INCOME							
0093	FARES & FEES	1,045,738	1,110,000	714,711	1,096,000	1,096,000	1,096,000
0094	SUNY - OCC. CONTRACT	295,000	304,880	201,000	315,000	315,000	315,000
0095	BINGHAMTON SD CONTRACT	186,833	185,400	114,683	201,800	201,800	201,800
0097	ADVERTISING REVENUES	46,948	75,000	2,550	75,000	75,000	75,000
0127	OTHER CHARGES	338,419	308,000	234,882	480,000	480,000	480,000
0170	COUNTY CONTRIBUTION	150,681					
0468	B C LIFT AND FARES	94,916	100,000	59,217	100,000	100,000	100,000
0469	B C COUNTRY FARES	26,491	30,000	18,406	30,000	30,000	30,000
0550	DEPRECIATION CHARGEBACK	665,330					
0559	OTHER DEPARTMENTAL CHARGEBACK	18,637		7,239			
0643	CHARGEBACK OF SERVICES PROVIDED AND	145,406		73,890			
0651	PART D MEDICARE CREDITS				1,000	1,000	1,000
CHARACTER 02 SUBTOTAL		3,014,399	2,113,280	1,426,578	2,298,800	2,298,800	2,298,800
CHARACTER :03 USE OF MONEY AND PROPERTY							
0186	INTEREST AND EARNINGS	17,926	16,000	22,975	20,000	20,000	20,000
0196	VENDING MACHINE	931		586			
CHARACTER 03 SUBTOTAL		18,857	16,000	23,561	20,000	20,000	20,000
CHARACTER :06 SALE OF PROP & COMP FOR LOSS							
0205	SALE OF SCRAP & EXCESS MATERIALS	397		179			
0207	MINOR SALES OTHER				4,500	4,500	4,500
0213	SALE OF EQUIPMENT	1,231					
CHARACTER 06 SUBTOTAL		1,628		179	4,500	4,500	4,500

BROOME COUNTY GOVERNMENT
REVENUE AND APPROPRIATION SUMMARY
BY DEPARTMENT

SUBFUND :203 TRANSIT OPERATING
DEPARTMENT:22 PUBLIC TRANSPORTATION

SUBJECT	SUBJECT TITLE	2004 YTD ACTUALS	2005 BUDGET	2005 YTD ACTUAL THRU 8/31	2006 BUDGET REQUESTED	2006 BUDGET RECOMMENDED	2006 ADOPTED BUDGET
CHARACTER :07 MISC/INTERFUND REVENUES							
0215	REFUNDS OF PRIOR YEARS EXPENDITURES	6,640		3,947			
0227	TRANSFER FROM GENERAL FUND	690,523	793,527	793,527	2,066,672	2,066,672	2,048,724
0229	TRANSFER FROM INSURANCE RESERVE	191,372		41,985			
0638	CAPITAL CONTRIBUTIONS	186,259					
CHARACTER 07 SUBTOTAL		1,074,794	793,527	839,459	2,066,672	2,066,672	2,048,724
CHARACTER :08 STATE AID							
0244	MASS TRANSIT	442,980	756,000	222,319	796,293	796,293	796,293
0245	MASS TRANSIT SUPPLEMENTAL	2,441,336	1,993,287	1,233,417	1,988,880	1,988,880	1,988,880
CHARACTER 08 SUBTOTAL		2,884,316	2,749,287	1,455,736	2,785,173	2,785,173	2,785,173
CHARACTER :09 FEDERAL AID							
0354	MASS TRANSIT	1,900,000	1,600,000		1,800,000	1,800,000	1,800,000
0355	SECTION 18	54,100	54,000		54,000	54,000	54,000
CHARACTER 09 SUBTOTAL		1,954,100	1,654,000		1,854,000	1,854,000	1,854,000
TYPE R SUBTOTAL		8,948,094	7,326,094	3,745,513	9,029,145	9,029,145	9,011,197

BROOME COUNTY GOVERNMENT
REVENUE AND APPROPRIATION SUMMARY
BY DEPARTMENT

SUBFUND :203 TRANSIT OPERATING
DEPARTMENT:22 PUBLIC TRANSPORTATION

SUBJECT	SUBJECT TITLE	2004 YTD ACTUALS	2005 BUDGET	2005 YTD ACTUAL THRU 8/31	2006 BUDGET REQUESTED	2006 BUDGET RECOMMENDED	2006 ADOPTED BUDGET
CHARACTER :10 PERSONAL SERVICE							
1000	SALARIES FULL-TIME	3,195,915	3,233,844	1,772,306	3,369,984	3,369,984	3,369,984
1500	SALARIES PART-TIME	698,885	767,052	452,907	756,882	756,882	756,882
1600	SALARIES TEMPORARY	43,784	109,786	67,495	16,900	16,900	16,900
1700	SALARIES OVERTIME	53,040	39,782	32,979	39,080	39,080	39,080
1900	SALARIES SHIFT DIFFERENTIAL	7,320	7,585	4,400	7,585	7,585	7,585
1950	SALARY ADJUSTMENTS						56,951
CHARACTER 10 SUBTOTAL		3,998,944	4,158,049	2,330,087	4,190,431	4,190,431	4,247,382
CHARACTER :20 EQUIPMENT AND CAPITAL OUTLAY							
2230	MAINTENANCE EQUIPMENT						
CHARACTER 20 SUBTOTAL							
CHARACTER :40 CONTRACTUAL EXPENDITURES							
4311	BOOKS AND SUBSCRIPTIONS	96	100		200	200	200
4318	DUPLICATING AND PRINTING RM SUPPLIE	750	1,000	455	1,200	1,200	1,200
4319	OFFICE SUPPLIES	2,546	4,000	2,723	4,000	4,000	4,000
4321	DPW BLDG SERVICE SUPPLIES	688	3,000	691	3,000	3,000	3,000
4323	BLDG MAINTENANCE SUPPLIES	1,886	2,000	1,071	3,000	3,000	3,000
4326	FUEL AND HEATING SUPPLIES	36,999	44,000	32,755	48,400	48,400	48,400
4329	BLDG AND GROUNDS SUPPLIES	9,319	9,000	5,160	10,000	10,000	10,000
4341	MOTOR EQUIPMENT SUPPLIES	216,151	225,000	184,774	250,000	250,000	250,000
4342	PHOTOGRAPHIC SUPPLIES	218	600	145	850	850	850
4346	TRAINING AND EDUCATIONAL SUPPLIES	828	500		6,500	6,500	6,500
4347	GAS OIL GREASE AND DIESEL FUEL	571,847	500,000	546,181	850,000	900,000	882,052
4348	TIRES AND TUBES	40,642	65,000	35,853	65,000	65,000	65,000
4349	MISC OPERATIONAL SUPPLIES	15,501	25,000	10,362	25,000	25,000	25,000
4356	UNIFORMS	18,325	17,000	8,932	20,000	20,000	20,000
4358	SAFETY SUPPLIES		1,000	2,502	1,200	1,200	1,200
4359	COMPUTER SOFTWARE AND SUPPLIES	45	1,000		1,000	1,000	1,000
4411	POSTAGE AND FREIGHT	659	1,000	265	1,000	1,000	1,000
4418	DUES AND MEMBERSHIPS	2,250	2,000	1,800	2,000	2,000	2,000
4419	GENERAL OFFICE EXPENSES	1,677	3,000	3,179	3,000	3,000	3,000
4421	DPW BUILDING SERVICE EXPENSES			382			
4423	BLDG GROUNDS AND EQUIP REPAIR	1,342	5,000	523	15,800	15,800	15,800
4425	WATER AND SEWAGE CHARGES	2,793	2,300	2,972	2,500	5,000	5,000
4427	ELECTRIC CURRENT	46,457	47,250	30,178	50,150	50,150	50,150
4428	TAXES	398	500	399	500	500	500

BROOME COUNTY GOVERNMENT
REVENUE AND APPROPRIATION SUMMARY
BY DEPARTMENT

SUBFUND :203 TRANSIT OPERATING
DEPARTMENT:22 PUBLIC TRANSPORTATION

SUBJECT	SUBJECT TITLE	2004 YTD ACTUALS	2005 BUDGET	2005 YTD ACTUAL THRU 8/31	2006 BUDGET REQUESTED	2006 BUDGET RECOMMENDED	2006 ADOPTED BUDGET
CHARACTER :40 CONTRACTUAL EXPENDITURES							
4429	BUILDING AND GROUNDS EXPENSES	4,624	6,000	15,017	10,000	10,000	10,000
4432	LAUNDRY AND DRY CLEANING EXPENSES	2,382	8,000	1,121	8,500	8,500	8,500
4441	MOTOR EQUIP REPAIRS AND MAINT	23,558	40,000	10,258	40,000	40,000	40,000
4447	OPERATIONAL EQUIPMENT REPAIRS	591	500		1,000	1,000	1,000
4448	ADVERTISING AND PROMOTION EXPENSES	4,095	4,500	450	4,500	4,500	4,500
4449	OTHER OPERATIONAL EXPENSES	-2,825	13,000	9,170	11,100	11,100	11,100
4454	DIAL-A-BUS-HANDICAPPED	643,138	692,000	429,850	720,000	720,000	720,000
4458	OTHER PROGRAM EXPENSE		8,000		8,000	8,000	8,000
4461	MILEAGE AND PARKING-LOCAL	2	50		50	50	50
4462	TRAVEL HOTEL AND MEALS	894		776	2,000	2,000	2,000
4463	EDUCATION AND TRAINING	8,382	2,000	525	4,000	4,000	4,000
4513	SOFTWARE MAINTENANCE	12,803	22,900	865	25,500	25,500	25,500
4520	PROPERTY LOSS	65,913		14,717			
4523	INSURANCE CLAIMS	106,157		21,358			
4701	MEDICAL AND PHYSICAL EXAMS		1,000		6,000	6,000	6,000
4725	OTHER FINANCIAL SERVICES	151		82			
CHARACTER 40 SUBTOTAL		1,841,282	1,757,200	1,375,491	2,204,950	2,257,450	2,239,502
CHARACTER :41 CHARGEBACK EXPENSES							
4601	INDIRECT COSTS	291,938	292,000		292,000	292,000	292,000
4602	INSURANCE PREMIUM CHARGEBACK	177,336	200,000		428,752	428,752	428,752
4604	DPW SECURITY CHARGEBACKS	23,456	27,648	13,824	28,041	28,041	28,041
4614	OTHER CHARGEBACK EXPENSES	5,735	2,000	20	2,000	2,000	2,000
4619	BUILDING SERVICE CHARGEBACK	9,887			15,000	15,000	15,000
CHARACTER 41 SUBTOTAL		508,352	521,648	13,844	765,793	765,793	765,793

BROOME COUNTY GOVERNMENT
REVENUE AND APPROPRIATION SUMMARY
BY DEPARTMENT

SUBFUND :203 TRANSIT OPERATING
DEPARTMENT:22 PUBLIC TRANSPORTATION

SUBJECT	SUBJECT TITLE	2004 YTD ACTUALS	2005 BUDGET	2005 YTD ACTUAL THRU 8/31	2006 BUDGET REQUESTED	2006 BUDGET RECOMMENDED	2006 ADOPTED BUDGET
CHARACTER :42 DEPRECIATION							
4801	DEPRECIATION - BUILDINGS	94,455					
4803	DEPRECIATION - IMPROV O/T BLDGS	24,300					
4804	DEPRECIATION - MOTOR VEHICLES	537,423					
4805	DEPRECIATION - MACHINERY & EQUIP	83,079					
CHARACTER 42 SUBTOTAL		739,257					
CHARACTER :60 PRINCIPAL ON INDEBTEDNESS							
6000	PRINCIPAL ON SERIAL BONDS		35,863		7,018	7,018	7,018
CHARACTER 60 SUBTOTAL			35,863		7,018	7,018	7,018
CHARACTER :70 INTEREST ON INDEBTEDNESS							
7000	INTEREST ON SERIAL BONDS	3,130	1,664	1,015	7,947	7,947	7,947
7005	INTEREST ON CAPITAL LEASE	113					
CHARACTER 70 SUBTOTAL		3,243	1,664	1,015	7,947	7,947	7,947
CHARACTER :80 EMPLOYEE BENEFITS							
8010	STATE RETIREMENT	420,930	415,892	251,274	608,383	591,819	534,868
8030	SOCIAL SECURITY	299,290	287,975	174,043	325,068	316,840	316,840
8040	WORKERS COMPENSATION	183,368	248,000		283,710	283,710	283,710
8041	WORKERS COMP LT LIABILITY	-18,768					
8050	LIFE INSURANCE	2,008	2,676	1,367	2,712	2,712	2,712
8060	HEALTH INSURANCE	873,241	951,963	620,571	1,054,487	1,033,025	1,033,025
8063	DISABILITY INSURANCE	1,700	1,800	1,046	1,800	1,800	1,800
8070	UNEMPLOYMENT INSURANCE	3,739					
CHARACTER 80 SUBTOTAL		1,765,508	1,908,306	1,048,301	2,276,160	2,229,906	2,172,955

BROOME COUNTY GOVERNMENT
 REVENUE AND APPROPRIATION SUMMARY
 BY DEPARTMENT

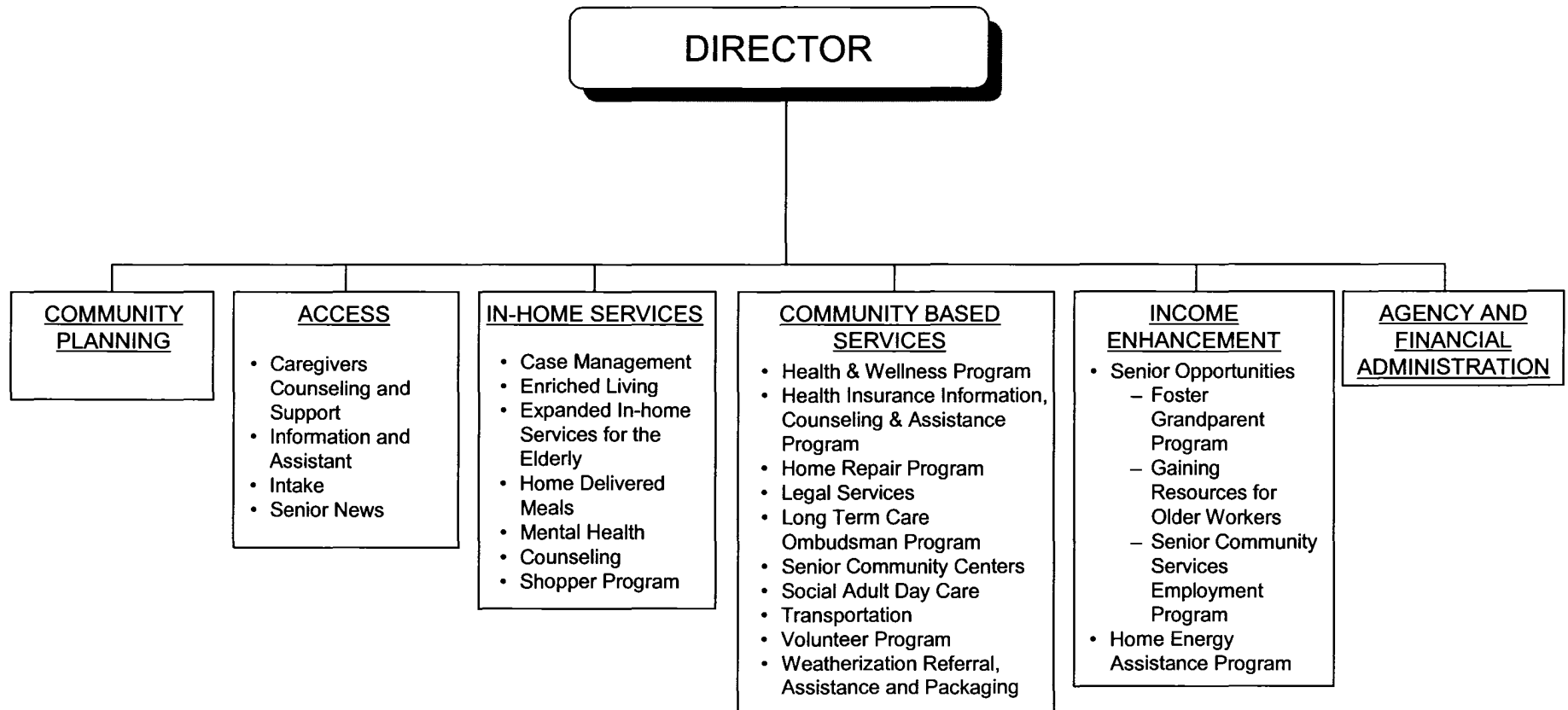
SUBFUND :203 TRANSIT OPERATING
 DEPARTMENT:22 PUBLIC TRANSPORTATION

SUBJECT SUBJECT TITLE	2004 YTD ACTUALS	2005 BUDGET	2005 YTD ACTUAL THRU 8/31	2006 BUDGET REQUESTED	2006 BUDGET RECOMMENDED	2006 ADOPTED BUDGET
CHARACTER :90 TRANSFERS						
9006 TRANSFER TO ENTERPRISE FUND	21,956					
CHARACTER 90 SUBTOTAL	21,956					
TYPE X SUBTOTAL	8,878,542	8,382,730	4,768,738	9,452,299	9,458,545	9,440,597
DEPARTMENT 22 SUBTOTAL	69,552	-1,056,636	-1,023,225	-423,154	-429,400	-429,400
SUBFUND 203 SUBTOTAL	69,552	-1,056,636	-1,023,225	-423,154	-429,400	-429,400

ECONOMIC ASSISTANCE AND OPPORTUNITY

<u>DEPARTMENT/DIVISION</u>	<u>PAGE</u>
Office for Aging	363
Community Alternative Systems Agency (CASA)	370
Social Services	
Central Administration	376
Administrative Services	384
Support Services	388
Certification	394
Services	400
Social Service Programs	404
Veterans Services	410

AGING (OFA)



OFFICE FOR AGING (OFA) - 76

MISSION STATEMENT

To improve and enrich the quality of life for all older persons residing in Broome County by promoting the dignity and independence of the older person and ensuring comprehensive and coordinated services are readily available while fostering public awareness of the value and contribution of older persons to the community.

DESCRIPTION

The Broome County Office for Aging is one of 59 Area Agencies on Aging in New York State. The agency is dedicated to being a focal point for information, advocacy and coordination of aging services. Services are provided directly by the agency and through contracts with 13 community organizations. Through several locations and programs, the Office for Aging annually provides services to 35% of the senior citizen population of the County.

Office for Aging services fall into four main categories:

1. **Access** - Caregiver Counseling and Support, Information and Assistance, Intake, and *Senior News*.
2. **In-home Services** - Case Management, Enriched Living, Expanded In-home Services for the Elderly, Home Delivered Meals, Mental Health Services, Shopper Program.
3. **Community Based Services** - Health and Wellness Programs, Health Insurance Information, Counseling and Assistance Program, Home Repair Program, Legal Services, Long Term Care Ombudsman Program, Senior Community Centers, Social Adult Day Care, Transportation, Volunteer Program and WRAP.
4. **Benefit Programs** - Senior Opportunities - GROW, SCSEP, and Foster Grandparent Program - and Energy Assistance (HEAP).

III. 2006 OBJECTIVES

- To adjust services based on available funding and service requests.
- To serve as a leader in coordinating community efforts to define and prioritize needs and plan services to meet those needs of the growing elderly population in Broome County.
- To improve our education and outreach efforts to assure we are reaching those who are most in need of service, including those who are frail, low income, minority, isolated and those who are caregivers of the elderly.

IV. 2006 BUDGET HIGHLIGHTS

- The continuing budget allows us to continue services at current levels. We continue to experience growth in the Meals on Wheels program and this budget caps service at 393 persons per day or current levels. It is likely that we will develop a waiting list for this service. This budget is also dependent on increases in client contributions to maintain the service level.
- The transfer to grant includes a request of \$37,000 that will allow us to draw \$313,000 in state funding for the Expanded In-Home Services Program (EISEP). Funds will be used to purchase home care services and case management for frail elders. This is the first increase in this important program in nearly 20 years.
- In mid 2005, some new federal and state funding was received that will continue in 2006. These funds focus on Medicare Part D Outpatient Prescription Drug Program and long term care insurance choices. Funding will allow for community education about paying for long term care and health insurance counseling. Most of the funding will be spent through contracts with local agencies and does not require any local funding.

76 0017 AGING, OFFICE FOR THE (OFA)

<u>Title of Position</u>	<u>Grade/Unit</u>	<u>2004 Actuals</u>	<u>As of Sept. 1, 2005 Current Authorized</u>	<u>2006 Requested</u>	<u>2006 Recommended</u>	<u>2006 Adopted</u>
Director of OFA*	F Admin	1	1	1	1	1
Fiscal Services Administrator	24 Admin	1	1	1	1	1
Aging Services Program Coordinator	20 BAPA	1	1	1	1	1
Stenographic Secretary	13 CSEA	1	1	1	1	1
Aging Services Representative	11 CSEA	2	1	1	1	1
Caseworker Trainee	14 CSEA	0	1	1	1	1
Senior Account Clerk	9 CSEA	1	1	1	1	1
Keyboard Specialist	8 CSEA	1	1	1	1	1
Account Clerk	7 CSEA	<u>1</u>	<u>1</u>	<u>1</u>	<u>1</u>	<u>1</u>
Total Full-Time Positions		9	9	9	9	9
Leisure Time Activities Leader	7 CSEA	<u>1</u>	<u>1</u>	<u>1</u>	<u>1</u>	<u>1</u>
Total Part-Time Positions		1	1	1	1	1
TOTAL POSITIONS		10	10	10	10	10

* Will be reduced by \$10,00 if Director of Central Food and Nutrition is funded

BROOME COUNTY GOVERNMENT
REVENUE AND APPROPRIATION SUMMARY
BY DEPARTMENT

SUBFUND :101 GENERAL OPERATING
DEPARTMENT:76 OFFICE FOR THE AGING

SUBJECT	SUBJECT TITLE	2004 YTD ACTUALS	2005 BUDGET	2005 YTD ACTUAL THRU 8/31	2006 BUDGET REQUESTED	2006 BUDGET RECOMMENDED	2006 ADOPTED BUDGET
CHARACTER :02 DEPARTMENTAL INCOME							
0017	MORTGAGE TAX	1,364,046	1,375,000	794,380	1,375,000	1,375,000	1,375,000
0474	OFA CHARGEBACKS 1-3	68,815	68,493	38,769	28,422	28,422	28,422
CHARACTER 02 SUBTOTAL		1,432,861	1,443,493	833,149	1,403,422	1,403,422	1,403,422
CHARACTER :06 SALE OF PROP & COMP FOR LOSS							
0213	SALE OF EQUIPMENT	10					
CHARACTER 06 SUBTOTAL		10					
CHARACTER :07 MISC/INTERFUND REVENUES							
0626	UNUSED GRANT	28,279					
CHARACTER 07 SUBTOTAL		28,279					
TYPE R SUBTOTAL		1,461,150	1,443,493	833,149	1,403,422	1,403,422	1,403,422
CHARACTER :10 PERSONAL SERVICE							
1000	SALARIES FULL-TIME	342,222	359,285	205,833	345,138	345,138	345,138
1500	SALARIES PART-TIME	11,572	15,606	9,963	15,648	15,648	15,648
1600	SALARIES TEMPORARY	-325					
1960	DISCRETIONARY SALARY SAVINGS		-11,800				
CHARACTER 10 SUBTOTAL		353,469	363,091	215,796	360,786	360,786	360,786

BROOME COUNTY GOVERNMENT
 REVENUE AND APPROPRIATION SUMMARY
 BY DEPARTMENT

SUBFUND :101 GENERAL OPERATING
 DEPARTMENT:76 OFFICE FOR THE AGING

SUBJECT	SUBJECT TITLE	2004 YTD ACTUALS	2005 BUDGET	2005 YTD ACTUAL THRU 8/31	2006 BUDGET REQUESTED	2006 BUDGET RECOMMENDED	2006 ADOPTED BUDGET
CHARACTER :40	CONTRACTUAL EXPENDITURES						
4311	BOOKS AND SUBSCRIPTIONS	622	545	541	542	542	542
4319	OFFICE SUPPLIES	5,191	4,883	3,191	5,065	5,065	5,065
4323	BLDG MAINTENANCE SUPPLIES	995	750	209	750	750	750
4326	FUEL AND HEATING SUPPLIES	12,518	14,300	10,885	14,950	14,950	14,950
4329	BLDG AND GROUNDS SUPPLIES	23					
4332	KITCHEN AND DINING ROOM SUPPLIES			88	350	350	350
4349	MISC OPERATIONAL SUPPLIES	3,293	1,602	437	1,470	1,470	1,470
4359	COMPUTER SOFTWARE AND SUPPLIES	106					
4411	POSTAGE AND FREIGHT	185	125		125	125	125
4412	TELEPHONE	2,302	2,304	1,490	2,304	2,304	2,304
4418	DUES AND MEMBERSHIPS	1,353	1,340	1,370	1,370	1,370	1,370
4419	GENERAL OFFICE EXPENSES	2,077	2,097	2,133	2,196	2,196	2,196
4422	BUILDING AND LAND RENTAL	11,210					
4425	WATER AND SEWAGE CHARGES	746	700	485	725	725	725
4427	ELECTRIC CURRENT	17,459	21,600	11,131	22,150	22,150	22,150
4429	BUILDING AND GROUNDS EXPENSES	20,944	23,553	15,134	24,655	24,655	24,655
4431	KITCHEN & DINING ROOM EXPENSES	324					
4448	ADVERTISING AND PROMOTION EXPENSES	29	300	26	300	300	300
4449	OTHER OPERATIONAL EXPENSES	1,198	683	1,129	642	642	642
4461	MILEAGE AND PARKING-LOCAL	857	750	1,015	750	750	750
4462	TRAVEL HOTEL AND MEALS	1,928	981	323	1,003	1,003	1,003
4463	EDUCATION AND TRAINING	485	410	195	410	410	410
4465	NON-EMPLOYEE TRAVEL HOTEL & MEALS	50		66			
4466	ADVISORY BD/TRUSTEES EXPENSES	300	300	217	300	300	300
4518	COPYING MACHINE RENTALS	1,599	3,444	2,296	3,571	3,571	3,571
CHARACTER 40 SUBTOTAL		85,794	80,667	52,361	83,628	83,628	83,628

BROOME COUNTY GOVERNMENT
REVENUE AND APPROPRIATION SUMMARY
BY DEPARTMENT

SUBFUND :101 GENERAL OPERATING
DEPARTMENT:76 OFFICE FOR THE AGING

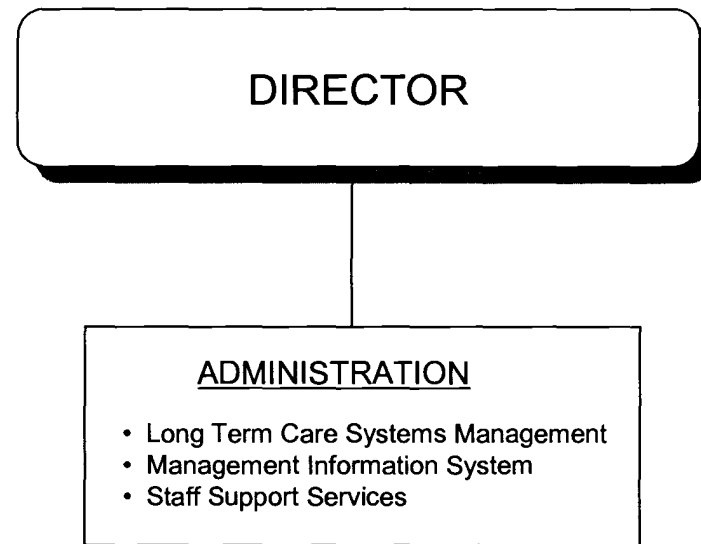
SUBJECT	SUBJECT TITLE	2004 YTD ACTUALS	2005 BUDGET	2005 YTD ACTUAL THRU 8/31	2006 BUDGET REQUESTED	2006 BUDGET RECOMMENDED	2006 ADOPTED BUDGET
CHARACTER :41 CHARGEBACK EXPENSES							
4602	INSURANCE PREMIUM CHARGEBACK	3,580	4,600	5,811	14,411	14,411	14,411
CHARACTER 41 SUBTOTAL		3,580	4,600	5,811	14,411	14,411	14,411
CHARACTER :60 PRINCIPAL ON INDEBTEDNESS							
6008	PRINCIPAL ON CAPITAL LEASE	1,630					
CHARACTER 60 SUBTOTAL		1,630					
CHARACTER :70 INTEREST ON INDEBTEDNESS							
7005	INTEREST ON CAPITAL LEASE	214					
CHARACTER 70 SUBTOTAL		214					
CHARACTER :80 EMPLOYEE BENEFITS							
8010	STATE RETIREMENT	51,528	56,902	21,945	55,601	55,601	55,601
8030	SOCIAL SECURITY	26,259	28,670	15,782	28,365	28,365	28,365
8040	WORKERS COMPENSATION	3,147	16,000	1,354	18,122	18,122	18,122
8050	LIFE INSURANCE	184	240	120	240	240	240
8060	HEALTH INSURANCE	150,526	170,878	110,877	189,448	189,448	189,448
8063	DISABILITY INSURANCE	876	840	506	840	840	840
8070	UNEMPLOYMENT INSURANCE	1,648					
CHARACTER 80 SUBTOTAL		234,168	273,530	150,584	292,616	292,616	292,616

BROOME COUNTY GOVERNMENT
 REVENUE AND APPROPRIATION SUMMARY
 BY DEPARTMENT

SUBFUND :101 GENERAL OPERATING
 DEPARTMENT:76 OFFICE FOR THE AGING

SUBJECT SUBJECT TITLE	2004 YTD ACTUALS	2005 BUDGET	2005 YTD ACTUAL THRU 8/31	2006 BUDGET REQUESTED	2006 BUDGET RECOMMENDED	2006 ADOPTED BUDGET
CHARACTER :90 TRANSFERS						
9005 TRANSFER TO GRANT FUND	838,270	895,369	827,469	988,988	988,988	988,988
CHARACTER 90 SUBTOTAL	838,270	895,369	827,469	988,988	988,988	988,988
TYPE X SUBTOTAL	1,517,125	1,617,257	1,252,021	1,740,429	1,740,429	1,740,429
DEPARTMENT 76 SUBTOTAL	-55,975	-173,764	-418,872	-337,007	-337,007	-337,007

COMMUNITY ALTERNATIVE SYSTEMS AGENCY (CASA)



COMMUNITY ALTERNATIVE SYSTEMS AGENCY (CASA) - 68

MISSION STATEMENT

To provide all residents of Broome County in need of long-term care services, regardless of age or income, access to assessment and care planning to ensure both public and private dollars are spent appropriately and judiciously.

DESCRIPTION

CASA assumes all responsibilities pursuant to NYS Social Services regulation 18 NYCRR 505.14 (Personal Care Services - Scope and Procedures), except that Social Services retains authority to monitor CASA's performance. CASA assumes responsibility, in conjunction with the relevant provider agency for the coordination and implementation of the Long Term Home Health Care Program in Broome County, in conformance with guidelines and limitations set under Department of Social Services regulations.

CASA, as the central entry point into the long term care system, provides case management, assessment, care planning, and evaluation of long term care needs of the elderly and chronically ill, encouraging families to remain involved in their care, and seeking placement at the appropriate level of community resource. CASA was first established in 1983 by Resolution No. 65 and is designed to contain the growth in Medicaid expenditures for long-term care.

CASA provides the following functions and services:

1. Assessment, Care Planning and Case Management of clients in:

- A. Medicaid Personal Care Program
- B. Long Term Home Health Care Program (through two providers)

- C. Shared Aide Program
- D. Medical Day Care
- E. Private Duty Nursing
- F. Family Homes for the Elderly
- G. Nursing Homes
- H. Hospitals

2. Long Term Care Planning is achieved through the assistance of the CASA Advisory Board and the use of client data collected by the CASA information system.

2006 OBJECTIVES

1. To continue to manage the Medicaid programs under our auspices in a manner that produces quality care while containing the rate of growth in expenditures.
2. To carefully monitor the development of a new Medicaid waiver being proposed by the NYS Department of Health: Nursing Home Transition Waiver.

2006 BUDGET HIGHLIGHTS

- Full cost chargeback to DSS.
- CASA operations have achieved significant impact by containing the rate of growth in Medicaid spending for personal care services, LTHHCP, and private duty nursing.

68 0033 COMMUNITY ALTERNATIVE SYSTEMS AGENCY (CASA)

<u>Title of Position</u>	<u>Grade/Unit</u>	<u>2004 Actuals</u>	<u>As of Sept. 1, 2005 Current Authorized</u>	<u>2006 Requested</u>	<u>2006 Recommended</u>	<u>2006 Adopted</u>
CASA Director	25 Admin	1	1	1	1	1
Clinical Nurse Specialist	20 BAPA	1	1	1	1	1
Management Associate	18 BAPA	1	1	1	1	1
Public Health Nurse	17 CSEA	12	11	11	11	11
Senior Registered Professional Nurse	16 CSEA	1	2	2	2	2
Caseworker/Trainee	16/14 CSEA	1	1	1	1	1
Secretary	13 CSEA	1	1	1	1	1
Keyboard Specialist	8 CSEA	<u>3</u>	<u>3</u>	<u>3</u>	<u>3</u>	<u>3</u>
Total Full-Time Positions		21	21	21	21	21
Caseworker/Trainee	16/14 CSEA	<u>1</u>	<u>1</u>	<u>1</u>	<u>1</u>	<u>1</u>
Total Part-Time Positions		1	1	1	1	1
TOTAL POSITIONS		22	22	22	22	22

BROOME COUNTY GOVERNMENT
 REVENUE AND APPROPRIATION SUMMARY
 BY DEPARTMENT

SUBFUND :101 GENERAL OPERATING
 DEPARTMENT:68 COMMUNITY ALTERNATIVE SYSTEMS AGENCY

SUBJECT	SUBJECT TITLE	2004 YTD ACTUALS	2005 BUDGET	2005 YTD ACTUAL THRU 8/31	2006 BUDGET REQUESTED	2006 BUDGET RECOMMENDED	2006 ADOPTED BUDGET
CHARACTER :02 DEPARTMENTAL INCOME							
0027	MISCELLANEOUS	139					
0048	CHARGEBACK - D S S	1,494,138	1,561,194	665,586	1,630,214	1,630,214	1,630,214
0538	HOME HEALTH CARE FEES	2,020	2,160	1,280	2,300	2,300	2,300
CHARACTER 02 SUBTOTAL		1,496,297	1,563,354	666,866	1,632,514	1,632,514	1,632,514
CHARACTER :06 SALE OF PROP & COMP FOR LOSS							
0213	SALE OF EQUIPMENT	4					
CHARACTER 06 SUBTOTAL		4					
TYPE R SUBTOTAL		1,496,301	1,563,354	666,866	1,632,514	1,632,514	1,632,514
CHARACTER :10 PERSONAL SERVICE							
1000	SALARIES FULL-TIME	789,024	833,483	501,275	831,554	831,554	831,554
1500	SALARIES PART-TIME	18,805	20,826	12,352	20,672	20,672	20,672
1600	SALARIES TEMPORARY	4,210	200	1,209	200	200	200
1960	DISCRETIONARY SALARY SAVINGS		-28,500				
CHARACTER 10 SUBTOTAL		812,039	826,009	514,836	852,426	852,426	852,426

BROOME COUNTY GOVERNMENT
REVENUE AND APPROPRIATION SUMMARY
BY DEPARTMENT

SUBFUND :101 GENERAL OPERATING
DEPARTMENT:68 COMMUNITY ALTERNATIVE SYSTEMS AGENCY

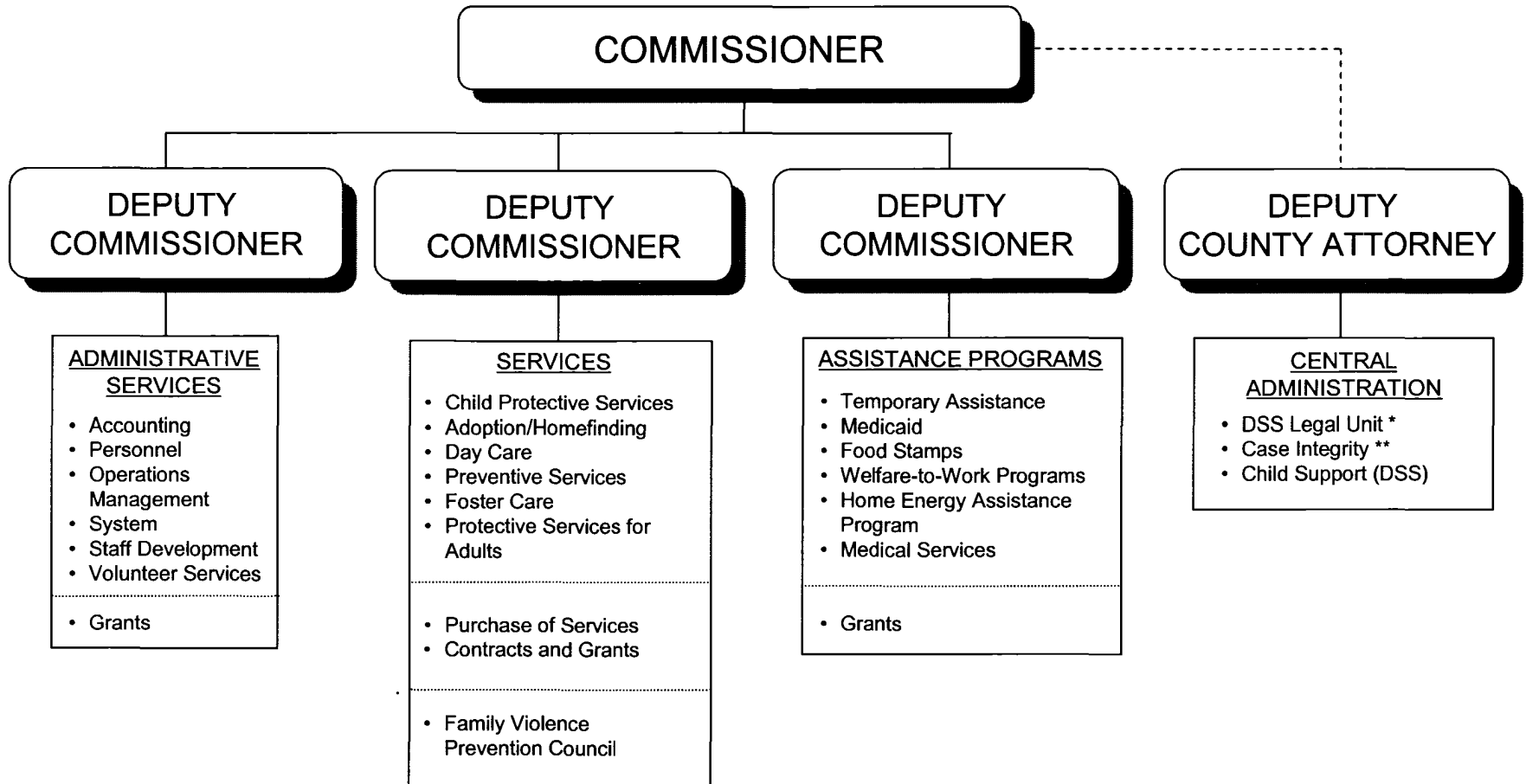
SUBJECT	SUBJECT TITLE	2004 YTD ACTUALS	2005 BUDGET	2005 YTD ACTUAL THRU 8/31	2006 BUDGET REQUESTED	2006 BUDGET RECOMMENDED	2006 ADOPTED BUDGET
CHARACTER :40 CONTRACTUAL EXPENDITURES							
4311	BOOKS AND SUBSCRIPTIONS	371	442	211	442	442	442
4319	OFFICE SUPPLIES	3,215	4,174	2,616	4,174	4,174	4,174
4359	COMPUTER SOFTWARE AND SUPPLIES	169		2,578			
4361	NURSING SUPPLIES	197	146	36	146	146	146
4411	POSTAGE AND FREIGHT	36	36	23	36	36	36
4418	DUES AND MEMBERSHIPS	75	95		95	95	95
4419	GENERAL OFFICE EXPENSES	155	970	2,588	970	970	970
4448	ADVERTISING AND PROMOTION EXPENSES		300		300	300	300
4449	OTHER OPERATIONAL EXPENSES	383	300	79	300	300	300
4461	MILEAGE AND PARKING-LOCAL	15,930	18,300	10,288	19,000	19,000	19,000
4462	TRAVEL HOTEL AND MEALS	2,569	1,250	990	1,850	1,850	1,850
4463	EDUCATION AND TRAINING	614	1,500	921	900	900	900
4518	COPYING MACHINE RENTALS	-29	2,532	1,680	2,532	2,532	2,532
4726	CONTRACTED DATA PROCESSING SERV		10,390		10,390	10,390	10,390
CHARACTER 40 SUBTOTAL		23,685	40,435	22,010	41,135	41,135	41,135
CHARACTER :41 CHARGEBACK EXPENSES							
4601	INDIRECT COSTS	184,414	185,000		185,000	185,000	185,000
4602	INSURANCE PREMIUM CHARGEBACK	635	635	292	503	503	503
4605	COUNTY ATTORNEY CHARGEBACKS	425	3,000	130	3,000	3,000	3,000
4606	TELEPHONE BILLING ACCOUNT	11,042	11,894	4,900	10,427	10,427	10,427
4609	DATA PROCESSING CHARGEBACKS	45,920	48,500	24,699	47,000	47,000	47,000
4614	OTHER CHARGEBACK EXPENSES	491	520	264	525	525	525
4617	DUPLICATING/PRINTING CHARGEBACK	7,703	6,700	5,403	7,700	7,700	7,700
4618	OFFICE SUPPLIES CHARGEBACK	4,844	4,800	2,891	5,000	5,000	5,000
4619	BUILDING SERVICE CHARGEBACK	53	2,000		2,000	2,000	2,000
4621	BUILDING AND LAND RENTAL CHARGEBACK	32,519	34,230	17,115	34,230	34,230	34,230
CHARACTER 41 SUBTOTAL		288,046	297,279	55,694	295,385	295,385	295,385

BROOME COUNTY GOVERNMENT
 REVENUE AND APPROPRIATION SUMMARY
 BY DEPARTMENT

SUBFUND :101 GENERAL OPERATING
 DEPARTMENT:68 COMMUNITY ALTERNATIVE SYSTEMS AGENCY

SUBJECT	SUBJECT TITLE	2004 YTD ACTUALS	2005 BUDGET	2005 YTD ACTUAL THRU 8/31	2006 BUDGET REQUESTED	2006 BUDGET RECOMMENDED	2006 ADOPTED BUDGET
CHARACTER :60 PRINCIPAL ON INDEBTEDNESS							
6008	PRINCIPAL ON CAPITAL LEASE	1,819					
CHARACTER 60 SUBTOTAL		1,819					
CHARACTER :70 INTEREST ON INDEBTEDNESS							
7005	INTEREST ON CAPITAL LEASE	60					
CHARACTER 70 SUBTOTAL		60					
CHARACTER :80 EMPLOYEE BENEFITS							
8010	STATE RETIREMENT	88,119	104,956	50,132	131,274	131,274	131,274
8030	SOCIAL SECURITY	60,250	65,368	38,175	65,211	65,211	65,211
8040	WORKERS COMPENSATION	5,953	6,000	3,221	7,018	7,018	7,018
8050	LIFE INSURANCE	413	528	282	528	528	528
8060	HEALTH INSURANCE	208,292	220,499	145,506	237,257	237,257	237,257
8063	DISABILITY INSURANCE	2,396	2,280	1,503	2,280	2,280	2,280
CHARACTER 80 SUBTOTAL		365,423	399,631	238,819	443,568	443,568	443,568
TYPE X SUBTOTAL		1,491,072	1,563,354	831,359	1,632,514	1,632,514	1,632,514
DEPARTMENT 68 SUBTOTAL		5,229		-164,493			

SOCIAL SERVICES



* In Law Department Budget

** In Department of Public Works/Security

SOCIAL SERVICES - 67

Central Administration (Staff Development) – 67

MISSION STATEMENT

The Staff Development, Planning and Volunteer Services Unit is committed to improving the organization through its employees and to provide services and resources that enable the organization to realize its' goals. This division is results-oriented and focuses on continuous improvement in training, planning and volunteer services.

DESCRIPTION

The Staff Development and Planning Unit is located in Suite 203 on the 2nd floor of the Main Street Office and serves all employees of the department. The development and maintenance of the Department's Educational Program is a major function of the unit. In addition, to the specific duties performed by the unit related to training, planning and volunteer services, the unit is considered the lead office for major initiatives such as process reengineering, grant writing, organizational communication and team facilitation.

2006 OBJECTIVES

Training

- Provide mandatory training programs to 100% of all new employees.
- Maintain educational opportunities for employees through Broome Community College and Binghamton University. To provide training that supports the DSS Technology Plan.

Volunteer Services

- Maintain or increase the current level of volunteer service to the department.
- Maximize the value of what the volunteer program is providing to DSS as well as all related donations to the agency.

2006 BUDGET HIGHLIGHTS

- A continuing budget has been requested.

67 0018 SOCIAL SERVICES/Central Administration

<u>Title of Position</u>	<u>Grade/Unit</u>	<u>2004 Actuals</u>	<u>As of Sept. 1, 2005 Current Authorized</u>	<u>2006 Requested</u>	<u>2006 Recommended</u>	<u>2006 Adopted</u>
Commissioner of Social Services*	J Admin	1	1	1	1	1
Family Violence Prevention Coordinator	20 CSEA	1	1	1	1	1
Staff Development Director	19 BAPA	1	1	1	1	1
Staff Development Specialist	17 CSEA	1	1	1	1	1
Secretary	13 CSEA	1	1	1	1	1
Social Services Operations Coordinator	13 CSEA	1	1	1	1	1
Senior Social Services Examiner	13 CSEA	1	1	1	1	1
Courier	9 CSEA	1	1	1	1	1
Keyboard Specialist	8 CSEA	1	1	1	1	1
Custodial Worker	AFSCME	<u>1</u>	<u>1</u>	<u>1</u>	<u>1</u>	<u>1</u>
Total Full-Time Positions		10	10	10	10	10
Keyboard Specialist	8 CSEA	<u>1</u>	<u>1</u>	<u>1</u>	<u>1</u>	<u>1</u>
Total Part-Time Positions		1	1	1	1	1
TOTAL POSITIONS		11	11	11	11	11

* Position is a shared position and shared funding with Mental Health Department

BROOME COUNTY GOVERNMENT
 REVENUE AND APPROPRIATION SUMMARY
 BY DEPARTMENT AND DIVISION

SUBFUND :103 SOCIAL SERVICE OPERATING
 DEPARTMENT:67 SOCIAL SERVICES
 DIVISION :67 CENTRAL ADMINISTRATION

SUBJECT	SUBJECT TITLE	2004 YTD ACTUALS	2005 BUDGET	2005 YTD ACTUALS AS OF 8/31	2006 BUDGET REQUESTED	2006 BUDGET RECOMMENDED	2006 ADOPTED BUDGET
CHARACTER :02 DEPARTMENTAL INCOME							
0027	MISCELLANEOUS	33,990	32,390	29,989	34,965	34,965	34,965
0132	REPAYMENTS OF TANF	1,076,097	1,136,756	804,200	1,193,014	1,193,014	1,193,014
0166	MISCELLANEOUS CONTRIBUTIONS			-744			
0549	CHARGEBACK TO GRANTS	343,734	348,000	212,942	296,800	296,800	296,800
0559	OTHER DEPARTMENTAL CHARGEBACK	25,716	33,336	16,023	33,336	33,336	33,336
0814	CSE PLACEMENTS	26,757	49,560	20,185	38,099	38,099	38,099
CHARACTER 02 SUBTOTAL		1,506,294	1,600,042	1,082,595	1,596,214	1,596,214	1,596,214
CHARACTER :03 USE OF MONEY AND PROPERTY							
0197	COMMISSIONS	1,949	1,760	1,903	2,195	2,195	2,195
CHARACTER 03 SUBTOTAL		1,949	1,760	1,903	2,195	2,195	2,195
CHARACTER :07 MISC/INTERFUND REVENUES							
0215	REFUNDS OF PRIOR YEARS EXPENDITURES			158			
0220	UNCLASSIFIED REVENUES	30,682	32,182	8,979	10,650	10,650	10,650
0229	TRANSFER FROM INSURANCE RESERVE	7,076		2,109			
CHARACTER 07 SUBTOTAL		37,758	32,182	11,246	10,650	10,650	10,650

BROOME COUNTY GOVERNMENT
 REVENUE AND APPROPRIATION SUMMARY
 BY DEPARTMENT AND DIVISION

SUBFUND :103 SOCIAL SERVICE OPERATING
 DEPARTMENT:67 SOCIAL SERVICES
 DIVISION :67 CENTRAL ADMINISTRATION

SUBJECT	SUBJECT TITLE	2004 YTD ACTUALS	2005 BUDGET	2005 YTD ACTUALS AS OF 8/31	2006 BUDGET REQUESTED	2006 BUDGET RECOMMENDED	2006 ADOPTED BUDGET
CHARACTER :08	STATE AID						
0308	SOCIAL SERVICES ADMINISTRATION	5,986,872	5,907,867	3,538,934	8,301,327	8,301,327	8,301,327
CHARACTER 08 SUBTOTAL		5,986,872	5,907,867	3,538,934	8,301,327	8,301,327	8,301,327
CHARACTER :09	FEDERAL AID						
0392	SOCIAL SERVICES ADMINISTRATION	9,847,824	9,801,057	5,191,170	10,124,268	10,119,927	10,119,927
0393	A 87 FEDERAL REVENUE	286,046	280,146	-29,123	264,684	264,684	264,684
0479	HEAP			33,945			
CHARACTER 09 SUBTOTAL		10,133,870	10,081,203	5,195,992	10,388,952	10,384,611	10,384,611
TYPE R SUBTOTAL		17,666,743	17,623,054	9,830,670	20,299,338	20,294,997	20,294,997
CHARACTER :10	PERSONAL SERVICE						
1000	SALARIES FULL-TIME	422,880	439,562	268,884	427,192	427,192	427,192
1500	SALARIES PART-TIME	13,348	13,736	8,144	13,635	13,635	13,635
1940	OTHER PERSONNEL SERVICES	400	200	200	200	200	200
1950	SALARY ADJUSTMENTS						11,122
1960	DISCRETIONARY SALARY SAVINGS		-14,800			-14,800	-14,800
CHARACTER 10 SUBTOTAL		436,628	438,698	277,228	441,027	426,227	437,349

BROOME COUNTY GOVERNMENT
 REVENUE AND APPROPRIATION SUMMARY
 BY DEPARTMENT AND DIVISION

SUBFUND :103 SOCIAL SERVICE OPERATING
 DEPARTMENT:67 SOCIAL SERVICES
 DIVISION :67 CENTRAL ADMINISTRATION

SUBJECT	SUBJECT TITLE	2004 YTD ACTUALS	2005 BUDGET	2005 YTD ACTUALS AS OF 8/31	2006 BUDGET REQUESTED	2006 BUDGET RECOMMENDED	2006 ADOPTED BUDGET
CHARACTER :40	CONTRACTUAL EXPENDITURES						
4311	BOOKS AND SUBSCRIPTIONS	2,257	2,603	2,293	2,603	2,603	2,603
4319	OFFICE SUPPLIES	20,507	19,000	9,408	21,015	21,015	21,015
4321	DPW BLDG SERVICE SUPPLIES		600		600	600	600
4323	BLDG MAINTENANCE SUPPLIES	296					
4326	FUEL AND HEATING SUPPLIES	15,781	40,010	13,371	40,010	40,010	40,010
4329	BLDG AND GROUNDS SUPPLIES	14,766	12,000	8,334	14,938	14,938	14,938
4341	MOTOR EQUIPMENT SUPPLIES	57	200		200	200	200
4346	TRAINING AND EDUCATIONAL SUPPLIES	1,936	1,500	1,447	1,500	1,500	1,500
4347	GAS OIL GREASE AND DIESEL FUEL	3,703	3,700	2,556	3,700	3,700	3,700
4359	COMPUTER SOFTWARE AND SUPPLIES	23,577		1,452			
4411	POSTAGE AND FREIGHT	25	500	86	250	250	250
4412	TELEPHONE	35	200	35	200	200	200
4418	DUES AND MEMBERSHIPS	4,233	4,548	820	4,553	4,553	4,553
4419	GENERAL OFFICE EXPENSES	3,913	3,713	4,612	4,413	4,413	4,413
4422	BUILDING AND LAND RENTAL	-177	683,398	498,236	677,890	677,890	677,890
4427	ELECTRIC CURRENT	119,222	135,000	77,640	126,000	126,000	126,000
4429	BUILDING AND GROUNDS EXPENSES	77,695	88,250	61,984	88,250	88,250	88,250
4441	MOTOR EQUIP REPAIRS AND MAINT		50				
4448	ADVERTISING AND PROMOTION EXPENSES	1,456	1,000	17	1,000	1,000	1,000
4449	OTHER OPERATIONAL EXPENSES	4,447	2,400	345	2,400	2,400	2,400
4461	MILEAGE AND PARKING-LOCAL	138	500	86	210	210	210
4462	TRAVEL HOTEL AND MEALS	956	3,500	1,626	3,500	3,500	3,500
4463	EDUCATION AND TRAINING	293	2,250	257	2,250	2,250	2,250
4465	NON-EMPLOYEE TRAVEL HOTEL & MEALS	1,915	3,225	1,209	3,225	3,225	3,225
4466	ADVISORY BD/TRUSTEES EXPENSES		1,000	70	1,000	1,000	1,000
4469	OTHER PERSONAL EXPENSES		60		60	60	60
4513	SOFTWARE MAINTENANCE		741	11,475	24,364	24,364	24,364
4514	HARDWARE MAINTENANCE		810	825	9,300	9,300	9,300
4516	HARDWARE RENTAL		5,400	4,050	5,400	5,400	5,400
4518	COPYING MACHINE RENTALS	9,946	23,832	13,409	23,832	23,832	23,832
4520	PROPERTY LOSS	5,346		2,000			
4523	INSURANCE CLAIMS	1,730		109			
4574	EAF-FUEL				50,000	50,000	50,000
4726	CONTRACTED DATA PROCESSING SERV		1,500		1,500	1,500	1,500
4736	LEGAL CHARGES AND FEES	65	4,600				
4747	OTHER FEES FOR SERVICES	38,750	65,000	26,070	55,000	55,000	55,000
4764	CASH SHORT AND OVER	16					
CHARACTER 40	SUBTOTAL	352,884	1,111,090	743,822	1,169,163	1,169,163	1,169,163

BROOME COUNTY GOVERNMENT
 REVENUE AND APPROPRIATION SUMMARY
 BY DEPARTMENT AND DIVISION

SUBFUND :103 SOCIAL SERVICE OPERATING
 DEPARTMENT:67 SOCIAL SERVICES
 DIVISION :67 CENTRAL ADMINISTRATION

SUBJECT	SUBJECT TITLE	2004 YTD ACTUALS	2005 BUDGET	2005 YTD ACTUALS AS OF 8/31	2006 BUDGET REQUESTED	2006 BUDGET RECOMMENDED	2006 ADOPTED BUDGET
CHARACTER :41	CHARGEBACK EXPENSES						
4602	INSURANCE PREMIUM CHARGEBACK		30,374	20,595	59,935	59,935	59,935
4604	DPW SECURITY CHARGEBACKS	790,777	952,923		1,022,098	1,022,098	1,022,098
4605	COUNTY ATTORNEY CHARGEBACKS	773,987	870,977	356,686	910,158	910,158	910,158
4606	TELEPHONE BILLING ACCOUNT	8,336	17,870	8,327	16,609	16,609	16,609
4609	DATA PROCESSING CHARGEBACKS	274,940	306,000	147,085	295,000	295,000	295,000
4610	PERSONAL SERVICES CHARGEBACKS	1,614,270	1,718,051	711,458	1,760,086	1,760,086	1,760,086
4614	OTHER CHARGEBACK EXPENSES	4,607	5,480	4,738	5,380	5,380	5,380
4615	GASOLINE CHARGEBACK	17,584	30,000	9,994	40,000	40,000	40,000
4616	FLEET SERVICE CHARGEBACK	120,739	53,992	26,996	53,991	53,991	53,991
4617	DUPLICATING/PRINTING CHARGEBACK	35,369	39,000	18,554	47,000	47,000	47,000
4618	OFFICE SUPPLIES CHARGEBACK	91,741	129,000	60,883	135,000	135,000	135,000
4619	BUILDING SERVICE CHARGEBACK	3,163	5,000	1,789	5,000	5,000	5,000
4626	TRANSPORTATION SERVICES CHARGEBACKS	34,614	5,566	16,256	51,706	51,706	51,706
4627	SINGLE AUDIT CHARGEBACK	28,917	31,769		32,629	32,629	32,629
		-----	-----	-----	-----	-----	-----
CHARACTER 41	SUBTOTAL	3,799,044	4,196,002	1,383,361	4,434,592	4,434,592	4,434,592
CHARACTER :60	PRINCIPAL ON INDEBTEDNESS						
6008	PRINCIPAL ON CAPITAL LEASE	288,391					
		-----	-----	-----	-----	-----	-----
CHARACTER 60	SUBTOTAL	288,391					
CHARACTER :70	INTEREST ON INDEBTEDNESS						
7005	INTEREST ON CAPITAL LEASE	424,900					
		-----	-----	-----	-----	-----	-----
CHARACTER 70	SUBTOTAL	424,900					

BROOME COUNTY GOVERNMENT
 REVENUE AND APPROPRIATION SUMMARY
 BY DEPARTMENT AND DIVISION

SUBFUND :103 SOCIAL SERVICE OPERATING
 DEPARTMENT:67 SOCIAL SERVICES
 DIVISION :67 CENTRAL ADMINISTRATION

SUBJECT	SUBJECT TITLE	2004 YTD ACTUALS	2005 BUDGET	2005 YTD ACTUALS AS OF 8/31	2006 BUDGET REQUESTED	2006 BUDGET RECOMMENDED	2006 ADOPTED BUDGET
CHARACTER :80	EMPLOYEE BENEFITS						
8010	STATE RETIREMENT	61,004	69,144	27,339	67,886	67,886	56,764
8030	SOCIAL SECURITY	32,111	34,292	20,643	33,090	33,090	33,090
8040	WORKERS COMPENSATION	9,912	11,000	2,047	9,048	9,048	9,048
8050	LIFE INSURANCE	210	264	141	264	264	264
8060	HEALTH INSURANCE	134,263	139,420	93,768	153,172	153,172	153,172
8063	DISABILITY INSURANCE	1,032	960	635	960	960	960
8070	UNEMPLOYMENT INSURANCE					23,000	23,000
CHARACTER 80 SUBTOTAL		238,532	255,080	144,573	264,420	287,420	276,298
TYPE X SUBTOTAL		5,540,379	6,000,870	2,548,984	6,309,202	6,317,402	6,317,402
DIVISION 67 SUBTOTAL		12,126,364	11,622,184	7,281,686	13,990,136	13,977,595	13,977,595

SOCIAL SERVICES - 67**Administrative Services - 68****MISSION STATEMENT****MISSION STATEMENT**

The Administrative Services Unit of the Department of Social Services ensures the department's compliance with Fiscal and Operation policies dictated by the Federal and State governments regarding claims, and revenue. It is this department's goal to assist our County Government in understanding and pursuing the most advantageous use of our welfare funding.

DESCRIPTION

Administrative Services is responsible for a variety of functions. Included are: budget preparation, fiscal planning, accounting, security, operations management, resources, third party health insurance, and personnel as provided for in Article XVII (1) (a) of the New York State Constitution, and various sections, Title 18 of the New York State Code Rules and Regulations.

2006 OBJECTIVES

- Prepare a budget that will meet the needs of our customers and be financially sound.
- Provide timely and accurate payments to clients and to providers on behalf of our clients in all program areas.
- Prepare monthly claims for State and Federal reimbursement of program and administrative expenditures.
- To assist external auditors in their audit of department records.
- Maintain individual personnel files for all employees which includes: personnel data records (PDR), leave of absences and disability forms, bi-weekly payroll, and computerized sick and vacation records for more accurate and efficient record keeping.

2006 BUDGET HIGHLIGHTS

- Ongoing reengineering effort to focus on efficiencies and cost reductions.
- Implement Department wide imaging program to increase efficiencies and reduce dependence on paper files.
- Fiscal measurement reporting has been rolled out and will continue to be focused on, on a monthly basis.
- Additional focus on researching, questioning, and dissecting all charges, chargebacks and billing from vendors, agencies and other county departments.

67 0026 SOCIAL SERVICES/Administrative Services

<u>Title of Position</u>	<u>Grade/Unit</u>	<u>2004 Actuals</u>	<u>As of Sept. 1, 2005 Current Authorized</u>	<u>2006 Requested</u>	<u>2006 Recommended</u>	<u>2006 Adopted</u>
Deputy Comm. of Social Services/Admin. Services	G Admin	1	1	1	1	1
Accounting Supervisor Grade A	21 BAPA	1	1	1	1	1
Senior Accountant	18 BAPA	1	1	1	1	1
Accountant (County)	16 CSEA	1	1	1	1	1
Resource Consultant	14 CSEA	1	1	1	1	1
Computer Operator	13 CSEA	1	1	1	1	1
Principal Account Clerk	13 CSEA	3	3	3	3	3
Secretary	13 CSEA	1	1	1	1	1
Senior Account Clerk	9 CSEA	6	6	6	6	6
Keyboard Specialist	8 CSEA	2	2	2	2	2
Senior Clerk	8 CSEA	4	4	4	4	4
Account Clerk	7 CSEA	<u>2</u>	<u>2</u>	<u>2</u>	<u>2</u>	<u>2</u>
Total Full-Time Positions		24	24	24	24	24
Total Part-Time Positions		0	0	0	0	0
TOTAL POSITIONS		24	24	24	24	24

BROOME COUNTY GOVERNMENT
 REVENUE AND APPROPRIATION SUMMARY
 BY DEPARTMENT AND DIVISION

SUBFUND :103 SOCIAL SERVICE OPERATING
 DEPARTMENT:67 SOCIAL SERVICES
 DIVISION :68 ADMINISTRATIVE SERVICES

SUBJECT	SUBJECT TITLE	2004 YTD ACTUALS	2005 BUDGET	2005 YTD ACTUALS AS OF 8/31	2006 BUDGET REQUESTED	2006 BUDGET RECOMMENDED	2006 ADOPTED BUDGET
CHARACTER :10	PERSONAL SERVICE						
1000	SALARIES FULL-TIME	657,594	752,383	428,273	747,091	747,091	747,091
1600	SALARIES TEMPORARY	1,614					
1700	SALARIES OVERTIME	1,250	2,897	546	3,041	3,041	3,041
1950	SALARY ADJUSTMENTS						18,926
1960	DISCRETIONARY SALARY SAVINGS		-25,700			-25,700	-25,700
CHARACTER 10 SUBTOTAL		660,458	729,580	428,819	750,132	724,432	743,358
CHARACTER :40	CONTRACTUAL EXPENDITURES						
4319	OFFICE SUPPLIES	7,223	6,280	4,457	7,910	7,910	7,910
4359	COMPUTER SOFTWARE AND SUPPLIES	844	1,000		700	700	700
4418	DUES AND MEMBERSHIPS	20					
4419	GENERAL OFFICE EXPENSES		700		600	600	600
4461	MILEAGE AND PARKING-LOCAL			128			
4462	TRAVEL HOTEL AND MEALS	3,058	4,500	1,965	4,500	4,500	4,500
4463	EDUCATION AND TRAINING	5,283	3,975	5,628	3,975	3,975	3,975
CHARACTER 40 SUBTOTAL		16,428	16,455	12,178	17,685	17,685	17,685
CHARACTER :41	CHARGEBACK EXPENSES						
4606	TELEPHONE BILLING ACCOUNT	7,376	15,333	6,829	14,534	14,534	14,534
CHARACTER 41 SUBTOTAL		7,376	15,333	6,829	14,534	14,534	14,534

BROOME COUNTY GOVERNMENT
 REVENUE AND APPROPRIATION SUMMARY
 BY DEPARTMENT AND DIVISION

SUBFUND :103 SOCIAL SERVICE OPERATING
 DEPARTMENT:67 SOCIAL SERVICES
 DIVISION :68 ADMINISTRATIVE SERVICES

SUBJECT TITLE	2004 YTD ACTUALS	2005 BUDGET	2005 YTD ACTUALS AS OF 8/31	2006 BUDGET REQUESTED	2006 BUDGET RECOMMENDED	2006 ADOPTED BUDGET
CHARACTER :80 EMPLOYEE BENEFITS						
8010 STATE RETIREMENT	86,395	105,501	41,599	115,520	115,520	96,594
8030 SOCIAL SECURITY	48,900	57,778	31,718	57,475	57,475	57,475
8040 WORKERS COMPENSATION	7,000	7,000	3,404	5,632	5,632	5,632
8050 LIFE INSURANCE	411	576	282	576	576	576
8060 HEALTH INSURANCE	285,599	328,271	213,178	383,077	383,077	383,077
8063 DISABILITY INSURANCE	2,376	2,520	1,553	2,520	2,520	2,520
CHARACTER 80 SUBTOTAL	430,681	501,646	291,734	564,800	564,800	545,874
TYPE X SUBTOTAL	1,114,943	1,263,014	739,560	1,347,151	1,321,451	1,321,451
DIVISION 68 SUBTOTAL	-1,114,943	-1,263,014	-739,560	-1,347,151	-1,321,451	-1,321,451

SOCIAL SERVICES - 67**Support Services - 69****MISSION STATEMENT****Master Control**

To provide vital, diversified service to all divisions in the Department.

Quality Assurance Unit/Front End Detection System (FEDS)

To conduct independent reviews of Temporary Assistance, Food Stamps and Medical Assistance cases to insure that correct policy and procedure is being utilized, to maximize State and Federal reimbursement, to provide program managers with information as to improving work quality through training or policy/procedure change.

Child Support Enforcement Unit (CSEU)/Support Collection Unit (SCU)

The Child Support Enforcement Unit (CSEU) and the Support Collection Unit (SCU) are responsible for establishing and enforcing support orders against legally responsible relatives, and on behalf of public assistance applicants/recipients, as well as for non-applicant/recipient individuals who make application for Child Support Services. These units are also responsible for establishment of paternity for all children born out of wedlock for these applicants as well, as necessary. The CSEU also has a responsibility to secure a court order for Third Part Health Insurance on behalf of all children in receipt of Public Assistance and Medicaid only benefits. Additionally, the SCU has primary responsibility to collect, monitor and enforce all support as ordered made payable through it by any court of competent jurisdiction.

Medical Services

Within the scope of the Medicaid Program provide access to appropriate, quality health care services for the Medicaid recipient by

directing recipients to health and education services, identify trends and needs in the community health care system, work collaboratively with community providers to develop programs and health services, maximize all payer sources as well as Federally supported categories of Medical Assistance.

Welfare Management System (WMS)

The Welfare Management System (WMS) Division administers local Department of Social Services electronic data processing and Administrative systems. This division also coordinates the interface between the WMS, the Medicaid Management Information System (MMIS), the Electronic Medicaid Eligibility Verification System (EMEVS), the Electronic Benefit Issuance Control Subsystem (EBICS), the Client Notice System (CNS), and in the mechanism for issuance of the Common Benefit Identification Card (CBIC).

Additionally, the Division maintains the overall responsibility for all Electronic Data Processing (EDP) procedures that effect the Department, including maximizing the efficiency of the Department by designing and implementing personal computer applications. Electronic Benefit Transfer (EBT) Electronic procedure that allows recipients the ability to redeem benefits directly from authorized vendors and ATM machines. The Welfare Management System is authorized under title 18, part 655.1, chapter 2 subchapter g, of the New York State Social Services Law.

DESCRIPTION**Master Control**

This unit prepares Public Assistance, Non-Public Assistance Food Stamps, and Medicaid case folders for incoming clients, assigns case numbers and locates case files for all Assistance Program Divisions. Master Control prepares statistical reports, orders and distributes state

and local forms and provides County Agencies with Client Identification Numbers and Medicaid eligibility dates. This unit is responsible for checking Obituaries and issues notices to various divisions within the department. Master Control is responsible for the Agency telephone switchboard and is the records custodian for all closed Public Assistance, Non-Public Assistance Food Stamps, and Medicaid cases, and ancillary files for Public Assistance and Non-Public Assistance Food Stamps. The Master Control staff is also responsible for the Finger Imaging of all applicants for the Assistance Programs, and the issuing of Benefit Cards for Expedite Food Stamps, Public Assistance, and Medicaid applicants.

Quality Assurance Unit/Front End Detection System (FEDS)

Conduct a variety of audits ranging from Social Security Number validations/corrections to interstate Matches – the Public Assistance Recipient information System (PARIS) and the Quarterly Electronic Benefit Transfer (QBET) Match. The Quality Assurance Unit is responsible for verifying and eliminating duplicate Client Identification Numbers (CIN's). The QA unit conducts an annual Food Stamp Management Evaluation review for the Federal government which consists of auditing 25 Temporary Assistance/Food Stamp cases and a review of agency Food Stamp policies and procedures. The Coordinator completes monthly edits of the Client New Hire Lists and also provides statistical and analytical information to administrative personnel.

Child Support Enforcement Unit (CSEU)/Support Collection Unit (SCU)

CSEU: location of non-custodial parents (NCP), financial investigation of NCP, health insurance investigation, non-support and/or paternity petition preparation and filing, arrange (County provided) legal representation as necessary and appropriate, assistance with identifying and obtaining any and all supportive information or

documentation, preparation of any and all other documentation as necessary, monitor and maintain case, update and re-investigate as needed. SCU: Receive order of support from various Courts, create and maintain support account, collect and disburse support payments, prepare and file non-payment violation petitions. Submits accounts for eligible enforcement processes, including but not limited to Income Execution for immediate wage withholding, Federal and NYS Tax Intercept, Property Execution, Revocation of Driving privileges.

2006 OBJECTIVES

Master Control

- Reorganize current case activity files and provide ongoing records management for Social Services case documents.
- Provide support services for Public Assistance, Medical Assistance, and Non-Public Assistance Food Stamp case preparation and Department-wide telephone support.
- Continue inputting case numbers and corresponding information into the new database.

Quality Assurance Unit/Front End Detection System (FEDS)

- To continue involvement in saving Broome County money and providing statistical and analytical information to the administration.

Child Support Enforcement Unit (CSEU)/Support Collection Unit (SCU)

- To be in compliance with Federal and State Performance measures. Performance objectives to be satisfied by intensive case review of 2500-3000 cases targeted by the New York State Division of Child Support Enforcement for support establishment. Paternity establishment and issuance of court orders on cases requiring Third Party Health insurance and Day Care expenses. Additional objectives to be accomplished by initiation of case closure process for eligible cases.

Medical Services

- Maintain operations of the Mandatory Medicaid Managed Care Program that allows for increased access to primary care services for the TANF and Safety Net populations.
- Continue the operations of the Managed Care Enrollment Team to provide information to clients about Mandatory Managed Care benefits, plan options and provider networks so clients are able to make an informed choice and avoid auto assignments into managed care plans.
- Expand the role of the Managed Care Enrollment Team to include processing the Family Health Plus Managed Care Enrollments.
- Process Eligibility for the Prenatal Care Assistance Program recipients.

Welfare Management System (WMS)

- Continue implementation of various applications including Connections (Build 18) and voice recognition software.
- Develop applications for the AS400.
- Implement records imaging solution for the Department.
- Continue Human Services Enterprise Network (HSEN) Development to fully integrate the State and Local systems.
- Continue development of reports using the Sidney on SQL Server and COGNOS Impromptu.
- Process all applications and authorizations in Data Entry within a 24 to 36 hour timeframe.

2006 BUDGET HIGHLIGHTS**Master Control**

- Provide case management support for 12,000 Assistance Program applicants.
- File 28,000 active and closed Assistance Program case activity folders.

Quality Assurance Unit/Front End Detection System (FEDS)

- Greater anticipated savings for Broome County.

Child Support Enforcement Unit (CSEU)/Support Collection Unit (SCU)

- Increase by 765 the number of cases with Third Party Health Insurance from 67% to 75%. Cases with health insurance would increase from 6795 to 7560.
- Increase the Unit's Support Enforcement Performance (SEP) to meet or exceed the minimum Federal Performance Standard of 80%. Broome is currently at 79.48%.
- Upgrade Child Support Coordinator to Grade 20

Medical Services

- By December 31, 2006 targeted enrollment for Broome's Medicaid Managed Care Program: 16,000 mandatory enrollees, pending plan capacity.
- By December 31, 2006 targeted enrollment for Family Health Plus: 4,000.
- Maintain health plan auto-assignments rate below 20% of total enrollment.
- Determine presumptive eligibility for 1,000 Prenatal Care Assistance Program recipients: 85% of the eligibility determinations will be conducted in the first trimester of pregnancy.

Welfare Management System (WMS)

- Provide 11,034 authorizations per month.
- Perform 169,459 transactions per month.

67 0034 SOCIAL SERVICES/Support Services

<u>Title of Position</u>	<u>Grade/Unit</u>	As of				
		2004	Sept. 1, 2005	2006	2006	2006
		<u>Actuals</u>	<u>Current Authorized</u>	<u>Requested</u>	<u>Recommended</u>	<u>Adopted</u>
Director of Medical Services	24 BAPA	1	1	1	1	1
Welfare Management Systems Coordinator	20 BAPA	0	1	1	1	1
Coordinator of Child Support Enforcement	20 BAPA	0	0	1	1	1
Coordinator of Child Support Enforcement	18 BAPA	1	1	0	0	0
Supervising Support Investigator	17 BAPA	1	1	1	1	1
Support Collection Supervisor	17 BAPA	1	1	1	1	1
Coordinator of Volunteer Services	16 BAPA	1	1	1	1	1
Disability Review Coordinator	18 CSEA	1	1	1	1	1
Senior Caseworker	18 CSEA	1	1	1	1	1
Caseworker/Trainee	16/14 CSEA	1	1	1	1	1
Senior Support Investigator	16 CSEA	1	1	1	1	1
Assistant Support Collection Supervisor	13 CSEA	1	1	1	1	1
Senior Social Services Examiner	13 CSEA	3	3	3	3	3
Family Courts Liaison	12 CSEA	2	2	2	2	2
Social Services Examiner	11 CSEA	3	4	4	4	4
Support Investigator	11 CSEA	10	10	10	10	10
Program Assistant	10 CSEA	0	1	1	1	1
Child Support Specialist	9 CSEA	5	5	5	5	5
Senior Account Clerk	9 CSEA	2	2	2	2	2
Community Service Worker	8 CSEA	1	1	1	1	1
Data Entry Machine Operator	8 CSEA	5	5	5	5	5
Keyboard Specialist	8 CSEA	5	5	5	5	5
Senior Clerk	8 CSEA	1	1	1	1	1
Account Clerk	7 CSEA	3	3	3	3	3
Telephone Operator	7 CSEA	1	1	1	1	1
Clerk	6 CSEA	<u>3</u>	<u>3</u>	<u>3</u>	<u>3</u>	<u>3</u>
Total Full-Time Positions		54	57	57	57	57
Systems Analyst	24 BAPA	<u>1</u>	<u>1</u>	<u>1</u>	<u>1</u>	<u>1</u>
Total Part-Time Positions		1	1	1	1	1
TOTAL POSITIONS		55	58	58	58	58

BROOME COUNTY GOVERNMENT
 REVENUE AND APPROPRIATION SUMMARY
 BY DEPARTMENT AND DIVISION

SUBFUND :103 SOCIAL SERVICE OPERATING
 DEPARTMENT:67 SOCIAL SERVICES
 DIVISION :69 SUPPORT SERVICES

SUBJECT	SUBJECT TITLE	2004 YTD ACTUALS	2005 BUDGET	2005 YTD ACTUALS AS OF 8/31	2006 BUDGET REQUESTED	2006 BUDGET RECOMMENDED	2006 ADOPTED BUDGET
CHARACTER :07 MISC/INTERFUND REVENUES							
0215	REFUNDS OF PRIOR YEARS EXPENDITURES	95		909			
CHARACTER 07 SUBTOTAL		95		909			
TYPE R SUBTOTAL		95		909			
CHARACTER :10 PERSONAL SERVICE							
1000	SALARIES FULL-TIME	1,546,739	1,673,516	970,821	1,709,479	1,712,621	1,712,621
1500	SALARIES PART-TIME	38,763	39,758	24,191	39,908	39,908	39,908
1600	SALARIES TEMPORARY	813					
1700	SALARIES OVERTIME	15,363	14,373	13,739	16,450	16,450	16,450
1950	SALARY ADJUSTMENTS						44,552
1960	DISCRETIONARY SALARY SAVINGS		-55,500			-55,500	-55,500
CHARACTER 10 SUBTOTAL		1,601,678	1,672,147	1,008,751	1,765,837	1,713,479	1,758,031
CHARACTER :40 CONTRACTUAL EXPENDITURES							
4319	OFFICE SUPPLIES	30,408	35,430	29,301	32,000	32,000	32,000
4359	COMPUTER SOFTWARE AND SUPPLIES	17,086	34,980	7,800	34,980	34,980	34,980
4411	POSTAGE AND FREIGHT	824	1,000	824	1,000	1,000	1,000
4419	GENERAL OFFICE EXPENSES		200		200	200	200
4462	TRAVEL HOTEL AND MEALS	1,250	1,000	1,607	1,000	1,000	1,000
4463	EDUCATION AND TRAINING	353	650	283	650	650	650
4469	OTHER PERSONAL EXPENSES		131	9	131	131	131
4518	COPYING MACHINE RENTALS	3,055	6,901	4,940	6,901	6,901	6,901
4703	LAB SERVICES	21,344	30,000	10,382	30,000	30,000	30,000
CHARACTER 40 SUBTOTAL		74,320	110,292	55,146	106,862	106,862	106,862

BROOME COUNTY GOVERNMENT
 REVENUE AND APPROPRIATION SUMMARY
 BY DEPARTMENT AND DIVISION

SUBFUND :103 SOCIAL SERVICE OPERATING
 DEPARTMENT:67 SOCIAL SERVICES
 DIVISION :69 SUPPORT SERVICES

SUBJECT	SUBJECT TITLE	2004 YTD ACTUALS	2005 BUDGET	2005 YTD ACTUALS AS OF 8/31	2006 BUDGET REQUESTED	2006 BUDGET RECOMMENDED	2006 ADOPTED BUDGET
CHARACTER :41	CHARGEBACK EXPENSES						
4606	TELEPHONE BILLING ACCOUNT	13,612	29,833	12,483	25,996	25,996	25,996
CHARACTER 41 SUBTOTAL		13,612	29,833	12,483	25,996	25,996	25,996
CHARACTER :60	PRINCIPAL ON INDEBTEDNESS						
6008	PRINCIPAL ON CAPITAL LEASE	3,506					
CHARACTER 60 SUBTOTAL		3,506					
CHARACTER :70	INTEREST ON INDEBTEDNESS						
7005	INTEREST ON CAPITAL LEASE	236					
CHARACTER 70 SUBTOTAL		236					
CHARACTER :80	EMPLOYEE BENEFITS						
8010	STATE RETIREMENT	164,422	200,849	98,520	272,420	271,936	227,384
8030	SOCIAL SECURITY	119,675	132,101	75,039	135,322	135,081	135,081
8040	WORKERS COMPENSATION	15,000	15,000	7,803	12,183	12,183	12,183
8050	LIFE INSURANCE	1,014	1,344	696	1,392	1,392	1,392
8060	HEALTH INSURANCE	395,837	447,488	305,093	548,229	548,229	548,229
8063	DISABILITY INSURANCE	5,924	5,880	3,798	6,120	6,120	6,120
8070	UNEMPLOYMENT INSURANCE	1,014					
CHARACTER 80 SUBTOTAL		702,886	802,662	490,949	975,666	974,941	930,389
TYPE X SUBTOTAL		2,396,238	2,614,934	1,567,329	2,874,361	2,821,278	2,821,278
DIVISION 69 SUBTOTAL		-2,396,143	-2,614,934	-1,566,420	-2,874,361	-2,821,278	-2,821,278

SOCIAL SERVICES - 67**Certification - 70**

(Includes Public Assistance, Medical Assistance, Food Stamps, Welfare to Work and Child Assistance Program)

MISSION STATEMENT**Temporary Assistance**

To determine initial and continuing eligibility for cash grant programs, including emergency assistance, within statutory time limits and ensuring program integrity; to utilize diversion such as one time cash assistance or referral to other programs/benefits. To enable recipients to achieve self-sufficiency by utilizing aggressive case management with the assistance of the Welfare to Work unit. Temporary assistance is administered under the authority of the New York State Social Services Law and title 18 of the New York Code of Rules and Regulations.

Medical Assistance

To determine initial and continuing eligibility for Medical Assistance, within statutory time limits, responsively and accurately to facilitate self-sufficiency; to utilize Third party health insurance and Medicare benefits; to maximize federal reimbursement through the utilization of federal categories; to involve eligible Medicaid recipients in managed care. Medical Assistance is administered under the authority of the New York State Social Services Law and Title 18 of the New York Code of Rules and Regulations.

Food Stamps

To determine initial and continuing eligibility for Food Stamps, within statutory time limits, responsively and accurately; to refer appropriate Food Stamp recipients to the Welfare to Work unit for participation in employment programs to facilitate self-sufficiency; to comply with additional program requirements mandated by New York State such as

Automated Finger Imaging, Electronic Benefit Transfer and the Home Energy Assistance Program (HEAP). Food Stamps are administered under the authority of the New York State Social Services Law, Title 18 of the New York Code of Rules and Regulations, and Title 7 of the United States Code of Rules and Regulations.

Welfare to Work

To enable applicants and recipients of Public Assistance and Food Stamps to achieve their maximum level of self-support through the provision of the services, training, education and supportive services needed to help them overcome barriers to employment and meet the mandates of federal welfare reform legislation. Programs include Workfare, job search, job development and on the job training. The departments Welfare to Work program also includes the Food Stamp Employment and Training Program.

Child Assistance Program (CAP)/Transitional Opportunities Program (TOP)

To enable participants to achieve self-sufficiency and graduate from welfare dependency possessing the skills and abilities needed to sustain continuing independence from the welfare system within 12-18 months of entering the program. Service is provided in an environment that totally supports employment and maintains the concept that cash assistance is a transitional benefit. Staff market the obligations of employment, job advancement, and job retention. Together, as a team, the participant and the case manager work together to set meaningful goals that will ultimately lead to a lifetime of self-sufficiency.

2006 OJECTIVES

Temporary Assistance

- Reduce the need for temporary assistance by assisting applicants in achieving self-sufficiency through diversion.
- Ensure assessment and participation of clients in work programs through integration with the Welfare to Work unit.
- Increase participation in the TOP program by streamlining processes between Temporary Assistance and TOP caseloads.

Medical Assistance

- Defray costs by maximizing other health care alternatives such as third party insurance, managed care, Medicare, and community clinics.
- Restructure division to accommodate an expanding caseload utilizing screening techniques, which enhance client access to the Medicaid program.
- Continue public relations campaign with community providers.

Food Stamps

- Assist clients in moving towards self-sufficiency by appropriate referral to other services or programs such as intervention services, daycare, Welfare to Work, child support and other income sources.
- Maintain program integrity and statutory timeframes for case determination.
- Ensure compliance with all applicable regulatory requirements.

Welfare to Work

- Maintain workfare program participation rates mandated by state and federal legislation.
- Promote and implement policies that will immediately engage all employable applicants in work activities that will lead to the elimination or reduction in their need for Public Assistance and/or Food Stamps.

- Interface Welfare to Work and other assistance program staff to coordinate Welfare to Work activities.

Child Assistance Program (CAP)/Transitional Opportunities Program (TOP)

- Case management services will be delivered in a professional, positive, supportive manner promoting the ideals of the program; personal responsibility, employment and self-sufficiency.
- Monitor the participant's progress to ensure a successful transition into self-sufficiency within 12-18 months of entering the program.
- Case managers will coordinate the delivery of transitional and supportive services to CAP graduates to facilitate and maintain economic, self-sufficiency and social stability.

2006 BUDGET HIGHLIGHTS

Temporary Assistance

- Require 100% of employable applicants to participate in welfare to work activities within 5 days of application.
- Direct 30% of new applicants to other resources to eliminate the need for Temporary Assistance.
- Continue to refer 100% of new applicants to the FEDS/EVR process.

Medical Assistance

- Refer 100% of eligible Medicaid recipients to managed care programs.
- Make initial determinations for chronic care Medicaid within the state statutory time frame of 90 days from application.
- Make initial determinations for community Medicaid within the state statutory time frame of 45 days from application date.

Food Stamps

- Maintain determinations form Food Stamps within the NYS statutory time limit of 30 days from application date.
- Review and process 100% of Food Stamp applications eligible for expedited service within 5 business days.
- Bring error rate to state acceptable standards through enhanced Quality Control and staff training.

Welfare to Work

- Meet and surpass the monthly mandatory 50% Federal Welfare to Work activity enrollment participation rate for Family Assistance employable recipients.
- Meet the 90% mandatory State Workfare activity enrollment participation rate for Safety net employable recipients.
- Enable 1,150 recipients to secure employment.

CAP

- Screen 100% of all newly employed Family Assistance cases for CAP eligibility.
- Transition 60% of CAP cases off assistance within 12-18 months of entering program.
- To maintain less than 20% recidivism rate for CAP graduates.
- Screen 100% of all cases entering the program for potential 3rd Party Health Insurance coverage to help defray Medicaid costs.

67 0042 SOCIAL SERVICES/Certification

<u>Title of Position</u>	<u>Grade/Unit</u>	<u>2004 Actuals</u>	<u>As of Sept. 1, 2005 Current Authorized</u>	<u>2006 Requested</u>	<u>2006 Recommended</u>	<u>2006 Adopted</u>
Deputy Commissioner of Social Services	E Admin	1	1	1	1	1
Head Social Services Examiner	21 BAPA	1	1	1	1	1
Senior Employment Coordinator	21 BAPA	1	1	1	1	1
Employment Coordinator	18 BAPA	1	1	1	1	1
Office Manager	16 BAPA	1	1	1	1	1
Case Supervisor Grade B	20 CSEA	1	1	1	1	1
Senior Caseworker	18 CSEA	2	2	2	2	2
Principal Social Services Examiner	17 CSEA	11	11	11	11	11
Quality Control Coordinator	17 CSEA	1	1	1	1	1
Caseworker/Trainee	16/14 CSEA	12	12	12	12	12
Job Developer	16 CSEA	1	1	1	1	1
Secretary	13 CSEA	1	1	1	1	1
Senior Social Services Examiner	13 CSEA	25	25	25	25	25
Social Services Examiner	11 CSEA	54	54	54	54	54
Community Services Worker	8 CSEA	1	1	1	1	1
Keyboard Specialist	8 CSEA	7	7	7	7	7
Account Clerk	7 CSEA	1	1	1	1	1
Clerk	6 CSEA	5	5	5	5	5
Receptionist	6 CSEA	1	1	1	1	1
Total Full-Time Positions		128	128	128	128	128
Total Part-Time Positions		0	0	0	0	0
TOTAL POSITIONS		128	128	128	128	128

BROOME COUNTY GOVERNMENT
 REVENUE AND APPROPRIATION SUMMARY
 BY DEPARTMENT AND DIVISION

SUBFUND :103 SOCIAL SERVICE OPERATING
 DEPARTMENT:67 SOCIAL SERVICES
 DIVISION :70 CERTIFICATION

SUBJECT	SUBJECT TITLE	2004 YTD ACTUALS	2005 BUDGET	2005 YTD ACTUALS AS OF 8/31	2006 BUDGET REQUESTED	2006 BUDGET RECOMMENDED	2006 ADOPTED BUDGET
CHARACTER :07	MISC/INTERFUND REVENUES						
0215	REFUNDS OF PRIOR YEARS EXPENDITURES	377		803			
CHARACTER 07 SUBTOTAL		377		803			
TYPE R SUBTOTAL		377		803			
CHARACTER :10	PERSONAL SERVICE						
1000	SALARIES FULL-TIME	3,954,460	4,230,190	2,429,609	4,193,179	4,193,179	4,193,179
1600	SALARIES TEMPORARY	1,093					
1700	SALARIES OVERTIME	7,364	11,650	7,497	9,100	9,100	9,100
1910	OUT OF TITLE PAY	163					
1950	SALARY ADJUSTMENTS						105,325
1960	DISCRETIONARY SALARY SAVINGS		-144,000			-144,000	-144,000
CHARACTER 10 SUBTOTAL		3,963,080	4,097,840	2,437,106	4,202,279	4,058,279	4,163,604
CHARACTER :40	CONTRACTUAL EXPENDITURES						
4311	BOOKS AND SUBSCRIPTIONS	144	110	114	110	110	110
4319	OFFICE SUPPLIES	21,251	23,047	10,192	22,000	22,000	22,000
4419	GENERAL OFFICE EXPENSES	1,961	6,798	2,258	6,846	6,846	6,846
4422	BUILDING AND LAND RENTAL		67,411	67,411	67,411	67,411	67,411
4429	BUILDING AND GROUNDS EXPENSES	4,989	10,188	5,227	5,074	5,074	5,074
4449	OTHER OPERATIONAL EXPENSES	24		16			
4461	MILEAGE AND PARKING-LOCAL	2,219	4,380	715	2,380	2,380	2,380
4462	TRAVEL HOTEL AND MEALS	549	875	509	875	875	875
4463	EDUCATION AND TRAINING	1,400	875	158	875	875	875
4518	COPYING MACHINE RENTALS	53					
4701	MEDICAL AND PHYSICAL EXAMS	16,900	13,000	36,760	50,000	50,000	50,000
4715	OTHER HEALTH AND MEDICAL SERVICES	76,677	60,000	69,172	63,000	63,000	63,000
CHARACTER 40 SUBTOTAL		126,167	186,684	192,532	218,571	218,571	218,571

BROOME COUNTY GOVERNMENT
 REVENUE AND APPROPRIATION SUMMARY
 BY DEPARTMENT AND DIVISION

SUBFUND :103 SOCIAL SERVICE OPERATING
 DEPARTMENT:67 SOCIAL SERVICES
 DIVISION :70 CERTIFICATION

SUBJECT	SUBJECT TITLE	2004 YTD ACTUALS	2005 BUDGET	2005 YTD ACTUALS AS OF 8/31	2006 BUDGET REQUESTED	2006 BUDGET RECOMMENDED	2006 ADOPTED BUDGET
CHARACTER :41	CHARGEBACK EXPENSES						
4604	DPW SECURITY CHARGEBACKS	8,234	17,057		17,786	17,786	17,786
4606	TELEPHONE BILLING ACCOUNT	28,824	62,594	25,784	54,144	54,144	54,144
CHARACTER 41 SUBTOTAL		37,058	79,651	25,784	71,930	71,930	71,930
CHARACTER :80	EMPLOYEE BENEFITS						
8010	STATE RETIREMENT	475,541	557,139	238,334	642,878	642,878	537,553
8030	SOCIAL SECURITY	297,370	324,500	183,108	320,977	320,977	320,977
8040	WORKERS COMPENSATION	40,000	40,000	19,122	32,585	32,585	32,585
8050	LIFE INSURANCE	2,394	3,072	1,575	3,072	3,072	3,072
8060	HEALTH INSURANCE	941,709	1,058,598	676,384	1,183,188	1,183,188	1,183,188
8063	DISABILITY INSURANCE	15,257	14,760	9,324	14,760	14,760	14,760
8070	UNEMPLOYMENT INSURANCE	4,876					
CHARACTER 80 SUBTOTAL		1,777,147	1,998,069	1,127,847	2,197,460	2,197,460	2,092,135
TYPE X SUBTOTAL		5,903,452	6,362,244	3,783,269	6,690,240	6,546,240	6,546,240
DIVISION 70 SUBTOTAL		-5,903,075	-6,362,244	-3,782,466	-6,690,240	-6,546,240	-6,546,240

SOCIAL SERVICES - 67
Services - 71

MISSION STATEMENT

The Services Division provides support, counseling, case management, and case planning to children, adults, and families whose health and safety are at risk due to abuse, neglect, maltreatment, or dysfunction.

DESCRIPTION

Whenever possible, services are provided to prevent out of home placement. If placement out of the home is required, the lowest level of care, that is appropriate, is sought for the shortest duration possible. Services are provided in accordance with Federal and State mandates, laws, and regulations. Service includes the following areas: Child Protective Services, Adult Protective Services, Foster Care, Day Care, Adoption, Preventive, Home-finding and auxiliary services.

2006 OBJECTIVES

- Investigate all reports of child abuse and neglect.
- Investigate all reports of adult abuse and neglect.
- Provide supportive and rehabilitative services to families whose health and safety is at risk and to reduce the likelihood of out of home placement and hard to individuals.
- Promote permanency for all children in care.
- Provide affordable quality child care to low income families.
- Provide services to victims of domestic violence.
- Implement Performance improvement plans for Child Welfare Outcomes and Title IV-E determinations.
- Continue to implement computer systems in Adult Services, Connections, and Day Care.

2006 BUDGET HIGHLIGHTS

- Maintain care days under 135,000 for foster care.
- Provide 1600 substance abuse screenings for Child Welfare cases.
- POS Contractual lines kept to a minimal COLA increase.
- Investigate 2,500 reports of child abuse and neglect.
- Investigate 600 reports of adult abuse and neglect.
- Provide services to 3,000 cases per month.
- Provide purchase of services to 400 cases per month.
- Free 35 children for adoption.
- Place 40 children for adoption.
- Provide Day Care to 1,800 children per month.
- Request one upgrade of Social Services Examiner position to Principal Social Services Examiner

67 0059 SOCIAL SERVICES/Services

<u>Title of Position</u>	<u>Grade/Unit</u>	<u>2004 Actuals</u>	<u>As of Sept. 1, 2005 Current Authorized</u>	<u>2006 Requested</u>	<u>2006 Recommended</u>	<u>2006 Adopted</u>
Deputy Comm. of Social Services	E Admin	1	1	1	1	1
Case Supervisor Grade A	23 BAPA	2	2	2	2	2
Office Manager	16 BAPA	1	1	1	1	1
Case Supervisor Grade B	20 CSEA	11	12	12	12	12
Senior Caseworker	18 CSEA	22	21	21	21	21
Principal Social Services Examiner	17 CSEA	0	0	1	1	1
Caseworker/Trainee	16/14 CSEA	60	60	60	60	60
Secretary	13 CSEA	2	2	2	2	2
Social Services Examiner	11 CSEA	2	2	1	1	1
Senior Account Clerk	9 CSEA	2	2	2	2	2
Community Service Worker	8 CSEA	6	6	6	6	6
Keyboard Specialist	8 CSEA	<u>7</u>	<u>7</u>	<u>7</u>	<u>7</u>	<u>7</u>
Total Full-Time Positions		116	116	116	116	116
Total Part-Time Positions		0	0	0	0	0
TOTAL POSITIONS		116	116	116	116	116

BROOME COUNTY GOVERNMENT
 REVENUE AND APPROPRIATION SUMMARY
 BY DEPARTMENT AND DIVISION

SUBFUND :103 SOCIAL SERVICE OPERATING
 DEPARTMENT:67 SOCIAL SERVICES
 DIVISION :71 SERVICES

SUBJECT	SUBJECT TITLE	2004 YTD ACTUALS	2005 BUDGET	2005 YTD ACTUALS AS OF 8/31	2006 BUDGET REQUESTED	2006 BUDGET RECOMMENDED	2006 ADOPTED BUDGET
CHARACTER :10 PERSONAL SERVICE							
1000	SALARIES FULL-TIME	4,165,484	4,497,777	2,613,258	4,458,212	4,470,141	4,470,141
1600	SALARIES TEMPORARY	41,876	85,672	19,576	55,188	64,288	64,288
1700	SALARIES OVERTIME	76,122	95,061	48,698	87,751	87,751	87,751
1930	STAND-BY PAY	10,134	10,400	7,270	10,400	10,400	10,400
1950	SALARY ADJUSTMENTS						116,595
1960	DISCRETIONARY SALARY SAVINGS		-150,400			-150,400	-150,400
CHARACTER 10 SUBTOTAL		4,293,616	4,538,510	2,688,802	4,611,551	4,482,180	4,598,775
CHARACTER :40 CONTRACTUAL EXPENDITURES							
4311	BOOKS AND SUBSCRIPTIONS	19					
4319	OFFICE SUPPLIES	30,063	16,000	9,992	16,000	16,000	16,000
4323	BLDG MAINTENANCE SUPPLIES		1,000		1,000	1,000	1,000
4341	MOTOR EQUIPMENT SUPPLIES	240	320	200	320	320	320
4342	PHOTOGRAPHIC SUPPLIES	915	1,400		1,400	1,400	1,400
4347	GAS OIL GREASE AND DIESEL FUEL	90					
4349	MISC OPERATIONAL SUPPLIES	769	1,050	278	800	800	800
4359	COMPUTER SOFTWARE AND SUPPLIES	425					
4413	TELEPHONE EQUIPMENT	1,188	3,400	1,005	3,400	3,400	3,400
4419	GENERAL OFFICE EXPENSES	199	470	318	470	470	470
4429	BUILDING AND GROUNDS EXPENSES		1,000		1,000	1,000	1,000
4442	PHOTOGRAPHIC EXPENSES	37		10			
4448	ADVERTISING AND PROMOTION EXPENSES	934	1,000	99			
4449	OTHER OPERATIONAL EXPENSES	157					
4461	MILEAGE AND PARKING-LOCAL	35,126	35,004	20,346	35,004	35,004	35,004
4462	TRAVEL HOTEL AND MEALS	8,057	7,000	7,468	7,000	7,000	7,000
4463	EDUCATION AND TRAINING	1,140	1,400	1,164	2,400	2,400	2,400
4465	NON-EMPLOYEE TRAVEL HOTEL & MEALS	5,351	5,200	958	3,900	3,900	3,900
4701	MEDICAL AND PHYSICAL EXAMS	6,457	9,900	6,936	9,400	9,400	9,400
4715	OTHER HEALTH AND MEDICAL SERVICES	1,738	2,000		2,000	2,000	2,000
4736	LEGAL CHARGES AND FEES	35,598	45,000	16,250	39,000	39,000	39,000
CHARACTER 40 SUBTOTAL		128,503	131,144	65,024	123,094	123,094	123,094

BROOME COUNTY GOVERNMENT
 REVENUE AND APPROPRIATION SUMMARY
 BY DEPARTMENT AND DIVISION

SUBFUND :103 SOCIAL SERVICE OPERATING
 DEPARTMENT:67 SOCIAL SERVICES
 DIVISION :71 SERVICES

SUBJECT	SUBJECT TITLE	2004 YTD ACTUALS	2005 BUDGET	2005 YTD ACTUALS AS OF 8/31	2006 BUDGET REQUESTED	2006 BUDGET RECOMMENDED	2006 ADOPTED BUDGET
CHARACTER :41	CHARGEBACK EXPENSES						
4606	TELEPHONE BILLING ACCOUNT	30,640	64,919	27,043	57,133	57,133	57,133
4614	OTHER CHARGEBACK EXPENSES	1,300	3,750		3,750	3,750	3,750
CHARACTER 41 SUBTOTAL		31,940	68,669	27,043	60,883	60,883	60,883
CHARACTER :80	EMPLOYEE BENEFITS						
8010	STATE RETIREMENT	511,667	616,792	259,072	712,106	711,670	595,075
8030	SOCIAL SECURITY	321,414	358,705	200,744	353,730	353,514	353,514
8040	WORKERS COMPENSATION	47,213	58,000	21,178	47,334	47,334	47,334
8050	LIFE INSURANCE	2,129	2,784	1,430	2,784	2,784	2,784
8060	HEALTH INSURANCE	888,377	995,172	640,296	1,132,524	1,132,524	1,132,524
8063	DISABILITY INSURANCE	13,738	13,440	8,599	13,440	13,440	13,440
8070	UNEMPLOYMENT INSURANCE	15,420					
CHARACTER 80 SUBTOTAL		1,799,958	2,044,893	1,131,319	2,261,918	2,261,266	2,144,671
TYPE X SUBTOTAL		6,254,017	6,783,216	3,912,188	7,057,446	6,927,423	6,927,423
DIVISION 71 SUBTOTAL		-6,254,017	-6,783,216	-3,912,188	-7,057,446	-6,927,423	-6,927,423

SOCIAL SERVICES – 6
Social Services Programs – 72

MISSION STATEMENT

To promote self-sufficiency and assures the protection of vulnerable individuals. WE strive to have an organization, which values the needs of the customers, the contributions of the staff, and the participation of the community. This vision shall be achieved through a culture, which encourages continuous improvement.

2006 OBJECTIVES

- Provide supportive transitional services, such as childcare, transportation, medical assistance and other benefits that enable recipients to increase and sustain their ability to maintain employment and become self-sufficient.
- Educate and enroll recipients in managed care.
- Reduce the local cost of assistance payments through aggressive procurement of alternative benefits and enhanced FEDS programs.
- Aggressively work with TANF recipients to ensure progress toward self-sufficiency during the 5-year limitation.
- Maintain Foster Care care days to under 135,000

2006 BUDGET HIGHLIGHTS

- Establishment of the Medicaid Cap by NYS to contain the local cost of Medicaid
- Elimination of the Youth Advocacy Program and addition of Building Brighter Futures Program
- Combining of several NYS funding streams into the FFFS allocation

BROOME COUNTY GOVERNMENT
 REVENUE AND APPROPRIATION SUMMARY
 BY DEPARTMENT AND DIVISION

SUBFUND :103 SOCIAL SERVICE OPERATING
 DEPARTMENT:67 SOCIAL SERVICES
 DIVISION :72 SOCIAL SERVICE PROGRAMS

SUBJECT	SUBJECT TITLE	2004 YTD ACTUALS	2005 BUDGET	2005 YTD ACTUALS AS OF 8/31	2006 BUDGET REQUESTED	2006 BUDGET RECOMMENDED	2006 ADOPTED BUDGET
CHARACTER :02	DEPARTMENTAL INCOME						
0129	REPAYMENT OF MEDICAL ASSISTANCE	1,753,986	1,964,408	1,723,152	1,959,745	1,959,745	1,959,745
0132	REPAYMENTS OF TANF	70,574	107,893	60,552	813,901	813,901	813,901
0134	REPAYMENTS OF AID-CHILD CARE	456,510	352,879	355,909	382,077	382,077	382,077
0135	REPAYMENTS OF STATE TRAINING SCHOOL	2,182	312	390	891	891	891
0136	REPAYMENTS OF SAFETY NET	760,878	559,825	771,092			
0137	REPAYMENTS OF ADULTS	100		503			
0138	REPAYMENTS OF BURIALS	34,946	36,885	28,549	37,814	37,814	37,814
0166	MISCELLANEOUS CONTRIBUTIONS				96,250	96,250	96,250
CHARACTER 02	SUBTOTAL	3,079,176	3,022,202	2,940,147	3,290,678	3,290,678	3,290,678
CHARACTER :03	USE OF MONEY AND PROPERTY						
0186	INTEREST AND EARNINGS	5,849	4,911	7,626	6,043	6,043	6,043
CHARACTER 03	SUBTOTAL	5,849	4,911	7,626	6,043	6,043	6,043
CHARACTER :07	MISC/INTERFUND REVENUES						
0215	REFUNDS OF PRIOR YEARS EXPENDITURES	22,868	20,965	9,051	18,479	18,479	18,479
0626	UNUSED GRANT			21,011			
CHARACTER 07	SUBTOTAL	22,868	20,965	30,062	18,479	18,479	18,479

BROOME COUNTY GOVERNMENT
 REVENUE AND APPROPRIATION SUMMARY
 BY DEPARTMENT AND DIVISION

SUBFUND :103 SOCIAL SERVICE OPERATING
 DEPARTMENT:67 SOCIAL SERVICES
 DIVISION :72 SOCIAL SERVICE PROGRAMS

SUBJECT	SUBJECT TITLE	2004 YTD ACTUALS	2005 BUDGET	2005 YTD ACTUALS AS OF 8/31	2006 BUDGET REQUESTED	2006 BUDGET RECOMMENDED	2006 ADOPTED BUDGET
CHARACTER :08	STATE AID						
0304	MEDICAL ASSISTANCE	5,489,228	5,027,664	2,338,449	-94,431	-94,431	-94,431
0306	TANF	4,187,310	2,758,950	2,083,857	4,108,833	4,058,833	4,058,833
0316	CHILD CARE SCHOOL DISTRICTS	181,417	219,445	103,144	225,176	225,176	225,176
0317	CHILD CARE/FOSTER CARE (ADC)	3,017,130	3,280,160	1,669,247	3,914,231	3,914,231	3,914,231
0318	JUVENILE DELINQUENT	610,733	664,254	9,652	646,576	646,576	646,576
0320	SAFETY NET	2,672,796	2,908,508	1,195,719	3,449,288	3,449,288	3,449,288
0323	EMERGENCY AID TO ADULTS	23,963	21,375	9,998	30,567	30,567	30,567
0325	BURIALS	61,784	74,250	22,529	58,500	58,500	58,500
0457	STATE AID SPECIAL NEEDS	2,846	5,000		5,000	5,000	5,000
CHARACTER 08 SUBTOTAL		16,247,207	14,959,606	7,432,595	12,343,740	12,293,740	12,293,740
CHARACTER :09	FEDERAL AID						
0390	MEDICAL ASSISTANCE	-39,290	-137,736	-189,049	-94,431	-94,431	-94,431
0391	TANF	7,593,209	8,184,329	4,009,293	6,954,109	6,854,109	6,854,109
0395	FOSTER CARE (ADC)	2,946,238	4,223,734	1,210,670	3,984,932	3,984,932	3,984,932
0396	SAFETY NET	73,136	71,760	54,533	103,674	103,674	103,674
0399	SERVICES FOR RECIPIENTS	908,173	590,986	682,579	637,883	637,883	637,883
0581	MSE INCENTIVE - FEDERAL	68,620	62,690	36,397	63,990	63,990	63,990
CHARACTER 09 SUBTOTAL		11,550,086	12,995,763	5,804,423	11,650,157	11,550,157	11,550,157
TYPE R SUBTOTAL		30,905,186	31,003,447	16,214,853	27,309,097	27,159,097	27,159,097

BROOME COUNTY GOVERNMENT
 REVENUE AND APPROPRIATION SUMMARY
 BY DEPARTMENT AND DIVISION

SUBFUND :103 SOCIAL SERVICE OPERATING
 DEPARTMENT:67 SOCIAL SERVICES
 DIVISION :72 SOCIAL SERVICE PROGRAMS

SUBJECT	SUBJECT TITLE	2004 YTD ACTUALS	2005 BUDGET	2005 YTD ACTUALS AS OF 8/31	2006 BUDGET REQUESTED	2006 BUDGET RECOMMENDED	2006 ADOPTED BUDGET
CHARACTER :40	CONTRACTUAL EXPENDITURES						
4349	MISC OPERATIONAL SUPPLIES	4,077	5,000	828	5,000	5,000	5,000
4561	PURCHASE OF SERVICES	977,952	1,007,710	721,330	1,306,742	1,306,742	1,306,742
4565	JOBS - TRANS CHILD CARE	1,341,329	1,421,784	796,385	1,290,420	1,290,420	1,290,420
4567	MEDICAL ASSISTANCE	1,580,937	1,638,936	1,166,065	1,730,883	1,730,883	1,730,883
4568	MMIS MEDICAL ASSISTANCE	36,980,409	40,055,001	25,984,012	35,016,926	34,876,448	34,876,448
4569	SECURE DETENTION	145,319	86,856	17,034	40,000	40,000	40,000
4572	TANF	8,584,982	9,355,560	5,620,810	9,412,200	9,212,200	9,212,200
4573	EAF/TANF	7,621,890	8,061,698	4,811,999	9,345,606	9,245,606	9,245,606
4578	INST PLACEMENT SCHOOL DISTRICT	453,501	488,450	203,939	488,450	488,450	488,450
4579	FOSTER CARE HOMES/INSTITUTE-CW	1,216,865	1,344,104	813,180	1,331,881	1,331,881	1,331,881
4580	FOSTER CARE HOMES/INSTITUTE-ADC	5,948,688	6,657,650	3,692,241	6,318,229	6,318,229	6,318,229
4581	FOSTER CARE NS DET (HASKINS)	671,196	749,832	437,402	772,327	772,327	772,327
4582	FOSTER CARE NS DET OUT/COUNTY	469,702	573,954	249,412	515,460	515,460	515,460
4583	JD/PINS INSTITUTIONS-ADC	1,628,628	1,853,280	846,008	1,726,780	1,726,780	1,726,780
4584	JD CARE IN INSTITUTIONS	18,508	18,165	12,237	20,632	20,632	20,632
4585	STATE TRAINING SCHOOLS	685,184	500,000	144,662	600,000	600,000	600,000
4586	SAFETY NET	6,021,734	6,333,600	4,601,398	7,655,064	7,655,064	7,655,064
4588	EMERGENCY AID FOR ADULTS	47,281	42,750	33,576	61,134	61,134	61,134
4589	BURIALS	318,963	404,580	220,617	328,510	328,510	328,510
CHARACTER 40	SUBTOTAL	74,717,145	80,598,910	50,373,135	77,966,244	77,525,766	77,525,766
CHARACTER :41	CHARGEBACK EXPENSES						
4606	TELEPHONE BILLING ACCOUNT	144					
4610	PERSONAL SERVICES CHARGEBACKS	1,407,475	1,523,936	219,481	1,576,289	1,576,289	1,576,289
4614	OTHER CHARGEBACK EXPENSES	139,000	165,000	73,600	108,000	108,000	108,000
CHARACTER 41	SUBTOTAL	1,546,619	1,688,936	293,081	1,684,289	1,684,289	1,684,289

BROOME COUNTY GOVERNMENT
 REVENUE AND APPROPRIATION SUMMARY
 BY DEPARTMENT AND DIVISION

SUBFUND :103 SOCIAL SERVICE OPERATING
 DEPARTMENT:67 SOCIAL SERVICES
 DIVISION :72 SOCIAL SERVICE PROGRAMS

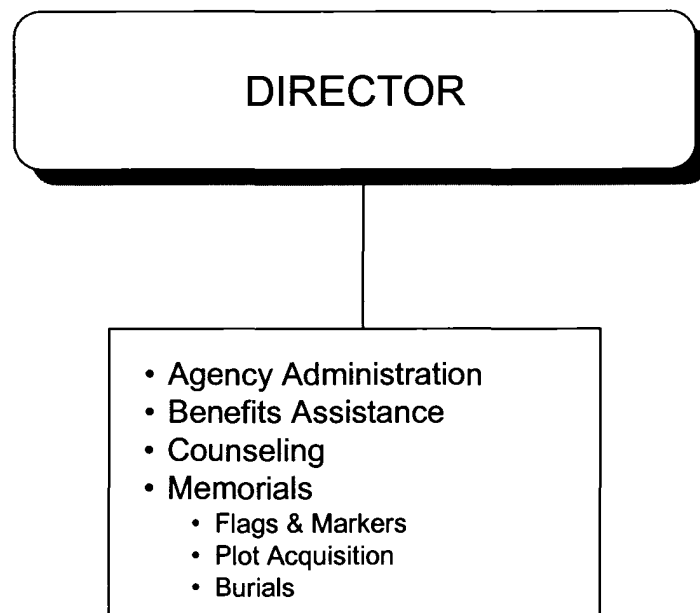
SUBJECT	SUBJECT TITLE	2004 YTD ACTUALS	2005 BUDGET	2005 YTD ACTUALS AS OF 8/31	2006 BUDGET REQUESTED	2006 BUDGET RECOMMENDED	2006 ADOPTED BUDGET
CHARACTER :90	TRANSFERS						
9005	TRANSFER TO GRANT FUND	80,025	86,161	86,161	86,161	86,161	86,161
CHARACTER 90	SUBTOTAL	80,025	86,161	86,161	86,161	86,161	86,161
TYPE X	SUBTOTAL	76,343,789	82,374,007	50,752,377	79,736,694	79,296,216	79,296,216
DIVISION 72	SUBTOTAL	-45,438,603	-51,370,560	-34,537,524	-52,427,597	-52,137,119	-52,137,119

BROOME COUNTY GOVERNMENT
 REVENUE AND APPROPRIATION SUMMARY
 BY DEPARTMENT AND DIVISION

SUBFUND :103 SOCIAL SERVICE OPERATING
 DEPARTMENT:67 SOCIAL SERVICES
 DIVISION :73 INTERGOVERNMENTAL TRANSFERS

SUBJECT	SUBJECT TITLE	2004 YTD ACTUALS	2005 BUDGET	2005 YTD ACTUALS AS OF 8/31	2006 BUDGET REQUESTED	2006 BUDGET RECOMMENDED	2006 ADOPTED BUDGET
CHARACTER :07	MISC/INTERFUND REVENUES						
0625	IGT REVENUE	8,035,474					
CHARACTER 07 SUBTOTAL		8,035,474					
TYPE R SUBTOTAL		8,035,474					
CHARACTER :40	CONTRACTUAL EXPENDITURES						
4568	MMIS MEDICAL ASSISTANCE	4,464,151			1,702,554	367,500	367,500
4771	IGT-TO NYS	3,571,323					
CHARACTER 40 SUBTOTAL		8,035,474			1,702,554	367,500	367,500
TYPE X SUBTOTAL		8,035,474			1,702,554	367,500	367,500
DIVISION 73 SUBTOTAL					-1,702,554	-367,500	-367,500
DEPARTMENT 67 SUBTOTAL		-48,980,417	-56,771,784	-37,256,472	-58,109,213	-56,143,416	-56,143,416
SUBFUND 103 SUBTOTAL		-48,980,417	-56,771,784	-37,256,472	-58,109,213	-56,143,416	-56,143,416

VETERANS' SERVICES



VETERANS' SERVICES - 42

MISSION STATEMENT

To provide counseling and assistance to veterans and their dependents by making them aware of federal, state and local benefits and to assist facilitating claims for benefits to the Department of Veterans Affairs.

DESCRIPTION

The Veterans' Service Agency renders a wide variety of services to an estimated 18,000 veterans and their families, of all wars and conflicts as well as peacetime service. Service is also extended to active duty servicemen/women and their families. Professional assistance and advice is given in the filing of applications for benefits under existing Federal, State and Local laws and regulations. It is also a primary function of the office to familiarize veterans and their families of the Department of Veteran's Affairs benefits available to and for them.

The Veterans' Service Agency assists veterans and their families in applying for such benefits as compensation, pensions, domiciliary care, emergency and regular hospitalization, out-patient services, certification of documents, replacement of Separation of Military Service papers, re-employment rights, conversion of government insurance, waiver of insurance, Civil Service preference, education apprenticeship, on-the-job training, vocational training, orthopedic and prosthetic appliances, Veterans Affairs home loan applications, tax exemption, death pensions, insurance benefits, headstones or markers, burial benefits, memorial flags, military funerals, and death gratuity pay.

In addition to providing substance & alcohol abuse counseling, the Veteran's Service Center (VCS) of the Southern Tier provides one-on-one family counseling, information and referral services. The VCS

also offers veterans and their families outreach and support programs dealing with Post Traumatic Stress Disorder (PTSD).

2006 OBJECTIVES

- Coordinate all veterans groups, service organizations in Broome County and County departments to maximize service to veterans and minimize duplication of efforts.
- Review nursing home cases to ensure that veterans and widows are receiving accurate pensions and attendance allowance.
- Review program for interment of bodies of honorably discharged veterans of the Armed Forces as well as family members, who have died without sufficient means to supply funeral expenses.
- Ensure all honorably discharged veterans' graves have adequate flag holders, flags and headstones for those without markers.
- Maintain professional counseling and make appropriate referrals for veteran's healthcare and mental health evaluations.
- Maintain education in veterans' benefits and a good veterans' benefits library to better assist veterans in applying for, maintaining, and appealing adverse decisions regarding benefits.
- Continue striving to expand services by conducting home visits to veterans and dependents whose disabilities inhibit their ability to leave their home, and counseling veterans at the local outreach center.

2006 BUDGET HIGHLIGHTS

In our continual effort to provide services in an efficient and professional manner, we are implementing "Virtual Veteran," a software program providing complete document management, automated forms integration, reporting capabilities, remote entry and archiving that meets government standards. No longer will we rely on hard copy files. Daily activity is tracked through Virtual Veterans simplifying reporting requirements and remote entry will enable us to work on site with out veterans wherever they may be.

42 000 VETERANS' SERVICES

<u>Title of Position</u>	<u>Grade/Unit</u>	<u>2004 Actuals</u>	<u>As of Sept. 1, 2005 Current Authorized</u>	<u>2006 Requested</u>	<u>2006 Recommended</u>	<u>2006 Adopted</u>
Veterans' Director	22 Admin	1	1	1	1	1
Office Manager	16 BAPA	0	0	1	0	0
Secretary	13 CSEA	<u>1</u>	<u>1</u>	<u>0</u>	<u>1</u>	<u>1</u>
Total Full-Time Positions		2	2	2	2	2
Total Part-Time Positions		0	0	0	0	0
TOTAL POSITIONS		2	2	2	2	2

BROOME COUNTY GOVERNMENT
REVENUE AND APPROPRIATION SUMMARY
BY DEPARTMENT

SUBFUND :101 GENERAL OPERATING
DEPARTMENT:42 VETERANS SERVICES

SUBJECT	SUBJECT TITLE	2004 YTD ACTUALS	2005 BUDGET	2005 YTD ACTUAL THRU 8/31	2006 BUDGET REQUESTED	2006 BUDGET RECOMMENDED	2006 ADOPTED BUDGET
CHARACTER :02 DEPARTMENTAL INCOME							
0616	TRANSFER TAX	366,885	327,000	247,714	327,000	400,000	400,000
CHARACTER 02 SUBTOTAL		366,885	327,000	247,714	327,000	400,000	400,000
CHARACTER :08 STATE AID							
0328	VETERANS SERVICE AGENCIES	7,500	33,500		33,500	33,500	33,500
CHARACTER 08 SUBTOTAL		7,500	33,500		33,500	33,500	33,500
TYPE R SUBTOTAL		374,385	360,500	247,714	360,500	433,500	433,500
CHARACTER :10 PERSONAL SERVICE							
1000	SALARIES FULL-TIME	76,213	79,587	47,489	79,660	79,660	79,660
1600	SALARIES TEMPORARY	11,718	8,664	5,998	8,664	8,664	8,664
1960	DISCRETIONARY SALARY SAVINGS		-2,600				
CHARACTER 10 SUBTOTAL		87,931	85,651	53,487	88,324	88,324	88,324
CHARACTER :40 CONTRACTUAL EXPENDITURES							
4311	BOOKS AND SUBSCRIPTIONS	92	300		300	300	300
4319	OFFICE SUPPLIES	-314	1,000	897	1,000	1,000	1,000
4359	COMPUTER SOFTWARE AND SUPPLIES	1,525		99	490	490	490
4418	DUES AND MEMBERSHIPS	115	100	25	100	100	100
4419	GENERAL OFFICE EXPENSES	722	1,500	4,598	1,500	1,500	1,500
4458	OTHER PROGRAM EXPENSE	20,137	15,000	1,795	15,000	15,000	
4462	TRAVEL HOTEL AND MEALS	2,673	1,300	100	3,000	3,000	3,000
4463	EDUCATION AND TRAINING	-295	200	50	500	500	500
4569	SECURE DETENTION			2,494			
4589	BURIALS	143,847	125,000	73,369	135,000	135,000	135,000
5010	VETERANS SUPPORT COUNCIL	19,000	19,000	34,000	19,000	19,570	19,570
CHARACTER 40 SUBTOTAL		187,502	163,400	117,427	175,890	176,460	161,460

BROOME COUNTY GOVERNMENT
 REVENUE AND APPROPRIATION SUMMARY
 BY DEPARTMENT

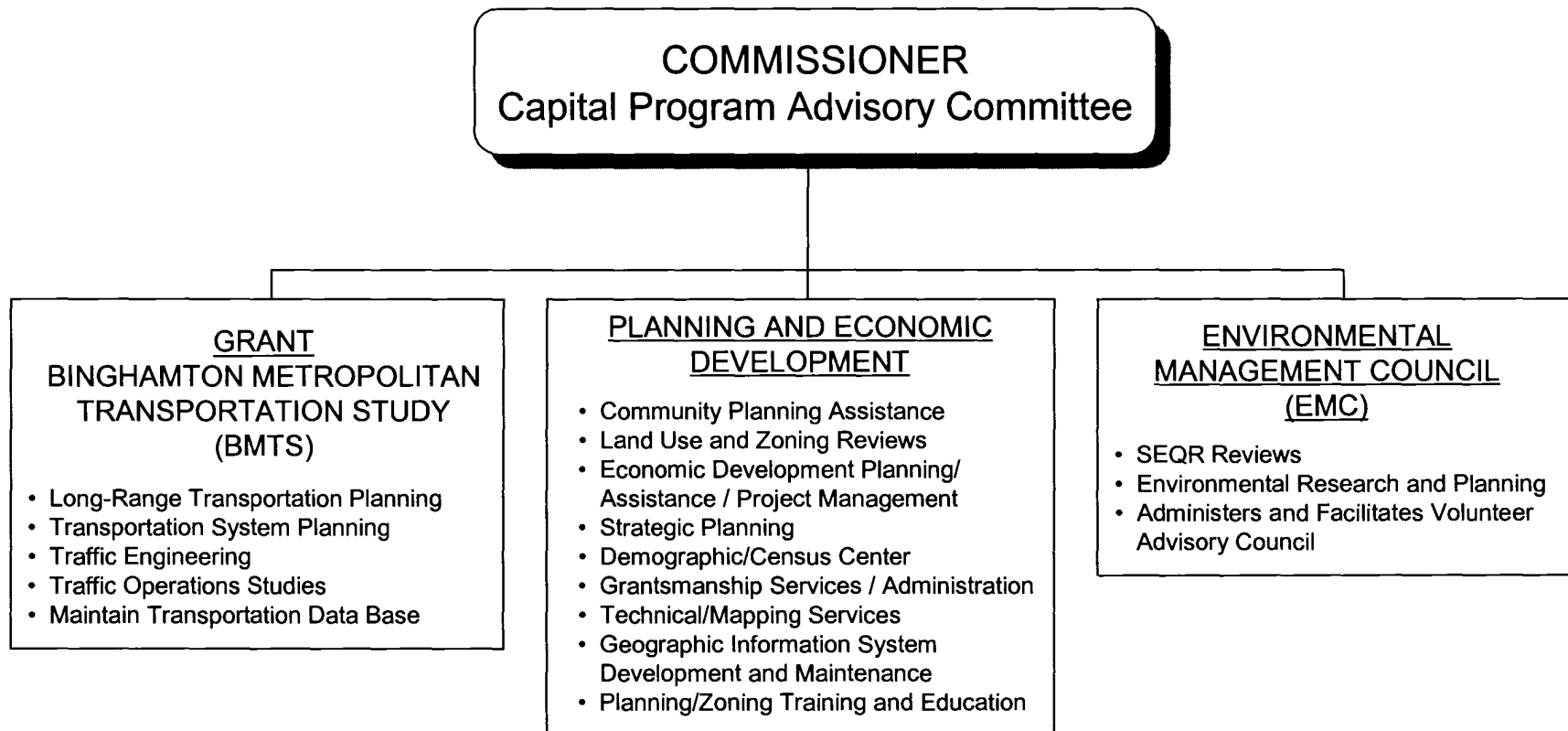
SUBFUND :101 GENERAL OPERATING
 DEPARTMENT:42 VETERANS SERVICES

SUBJECT	SUBJECT TITLE	2004 YTD ACTUALS	2005 BUDGET	2005 YTD ACTUAL THRU 8/31	2006 BUDGET REQUESTED	2006 BUDGET RECOMMENDED	2006 ADOPTED BUDGET
CHARACTER :41	CHARGEBACK EXPENSES						
4602	INSURANCE PREMIUM CHARGEBACK	40,750	45,557		206	206	206
CHARACTER 41 SUBTOTAL		40,750	45,557		206	206	206
CHARACTER :80	EMPLOYEE BENEFITS						
8010	STATE RETIREMENT	7,686	9,152	4,645	12,268	12,268	12,268
8030	SOCIAL SECURITY	6,673	6,771	4,053	6,757	6,757	6,757
8040	WORKERS COMPENSATION	521	1,000	314	760	760	760
8050	LIFE INSURANCE	38	48	26	48	48	48
8060	HEALTH INSURANCE	15,813	17,660	11,413	18,681	18,681	18,681
8063	DISABILITY INSURANCE	129	120	79	120	120	120
CHARACTER 80 SUBTOTAL		30,860	34,751	20,530	38,634	38,634	38,634
TYPE X SUBTOTAL		347,043	329,359	191,444	303,054	303,624	288,624
DEPARTMENT 42 SUBTOTAL		27,342	31,141	56,270	57,446	129,876	144,876

HOME AND COMMUNITY SERVICES

<u>DEPARTMENT/DIVISION</u>	<u>PAGE</u>
Planning and Economic Development	
Planning and Economic Development	417
Environmental Management Council	424
Solid Waste Management	428

PLANNING & ECONOMIC DEVELOPMENT



PLANNING & ECONOMIC DEVELOPMENT - 44

Planning & Economic Development - 44

MISSION STATEMENT

To promote the sound and orderly economic and physical growth of Broome County and its constituent municipalities. Provide technical planning guidance and assistance to the County Executive and County Legislature and implement projects and programs designed to improve the economy, environment and physical infrastructure of the county.

DESCRIPTION

The Department of Planning and Economic Development extends professional services to Broome County Government, its Departments and Municipalities as well as to other public and private entities. Its three Divisions, the Division of Planning & Economic Development, Environmental Management Council and Binghamton Metropolitan Transportation Study, provide assistance in land-use planning, zoning, grantsmanship, economic development, transportation planning, environmental studies and recommendations, 239 Reviews, community assistance, GIS Mapping and research and infrastructure development. Advisory guidance is provided by the Planning Advisory Board, Environmental Management Council and BMTS Advisory Committee.

2006 OBJECTIVES

- Provide guidance and direction and partner with economic development entities in the Region to develop a unified economic development strategy.

- Assist local and regional organizations/providers develop expanded markets for their products.
- Partner with the Departments of Aviation and Transit to promote development of an Inland Port and Foreign Trade Zone.
- Assist local/regional arts groups foster the arts economy and establish new ways promoting the history of the area both in terms of arts/culture and industrial heritage.
- Work with developers/federal and state government to bring year-round parlike activities to the County.
- Administer US EPA Brownfield Assessment Program and Grant Administration.
- Aggressively pursue state, federal and other grant funding to meet County-wide needs.
- Begin preparation of a County-wide Comprehensive Plan.
- Working with municipal attorneys and officials, assist in the preparation and adoption of DEC Stormwater Rules and Regulations.
- Conduct training and workshops for municipalities on various topics.
- Maintain and expand the County's GIS capabilities and continue to provide training to County Departments and municipalities.
- Begin the Enhanced Wastewater Study.
- Complete Town of Maine Comprehensive Plan.
- Complete Town of Fenton Comprehensive Plan.

2006 BUDGET HIGHLIGHTS

- Implement Endicott-Johnson Industrial Spine Brownfield Opportunity Area
- Emphasis on Unifying Economic Development Efforts
- Complete the Enhanced Wastewater Study
- Provide a Greater Level of GIS assistance to County Departments and Municipalities

44 0016 PLANNING & ECONOMIC DEVELOPMENT

<u>Title of Position</u>	<u>Grade/Unit</u>	<u>2004 Actuals</u>	<u>As of Sept. 1, 2005 Current Authorized</u>	<u>2006 Requested</u>	<u>2006 Recommended</u>	<u>2006 Adopted</u>
Comm. of Planning & Economic Development	H Admin	1	1	1	1	1
Director of Economic Development	H Admin	0	1	1	1	1
Executive Director of Workforce Investment Board	A Admin	0	1	0	0	0
GIS Administrator	24 BAPA	1	1	1	1	1
Chief Planner	23 BAPA	1	1	1	1	1
Senior Planner	21 CSEA	1	1	1	1	1
Economic Planner	20 CSEA	0	1	1	1	1
Planner/Planner Trainee	18/16 CSEA	1	1	1	1	1
Secretary	13 CSEA	<u>1</u>	<u>1</u>	<u>1</u>	<u>1</u>	<u>1</u>
Total Full-Time Positions		6	9	8	8	8
Total Part-Time Positions		0	0	0	0	0
TOTAL POSITIONS		6	9	8	8	8

BROOME COUNTY GOVERNMENT
 REVENUE AND APPROPRIATION SUMMARY
 BY DEPARTMENT AND DIVISION

SUBFUND :101 GENERAL OPERATING
 DEPARTMENT:44 PLANNING & ECONOMIC DEVELOPMENT
 DIVISION :44 PLANNING & ECONOMIC DEVELOPMENT

SUBJECT	SUBJECT TITLE	2004 YTD ACTUALS	2005 BUDGET	2005 YTD ACTUALS AS OF 8/31	2006 BUDGET REQUESTED	2006 BUDGET RECOMMENDED	2006 ADOPTED BUDGET
CHARACTER :02	DEPARTMENTAL INCOME						
0070	FEES FOR SERVICES		1,000		1,000	1,000	1,000
0464	OTHER LOCAL GOVERNMENTS	3,000			3,000	3,000	3,000
0549	CHARGEBACK TO GRANTS	175			66,000		
CHARACTER 02 SUBTOTAL		3,175	1,000		70,000	4,000	4,000
CHARACTER :06	SALE OF PROP & COMP FOR LOSS						
0208	MINOR SALES - PLANNING	2,715	1,500	1,395	1,500	1,500	1,500
CHARACTER 06 SUBTOTAL		2,715	1,500	1,395	1,500	1,500	1,500
CHARACTER :07	MISC/INTERFUND REVENUES						
0215	REFUNDS OF PRIOR YEARS EXPENDITURES			50,000			
0626	UNUSED GRANT	3					
CHARACTER 07 SUBTOTAL		3		50,000			
CHARACTER :09	FEDERAL AID						
0353	FEDERAL AID - OTHER		7,500		6,500	6,500	6,500
CHARACTER 09 SUBTOTAL			7,500		6,500	6,500	6,500
TYPE R SUBTOTAL		5,893	10,000	51,395	78,000	12,000	12,000

BROOME COUNTY GOVERNMENT
 REVENUE AND APPROPRIATION SUMMARY
 BY DEPARTMENT AND DIVISION

SUBFUND :101 GENERAL OPERATING
 DEPARTMENT:44 PLANNING & ECONOMIC DEVELOPMENT
 DIVISION :44 PLANNING & ECONOMIC DEVELOPMENT

SUBJECT	SUBJECT TITLE	2004 YTD ACTUALS	2005 BUDGET	2005 YTD ACTUALS AS OF 8/31	2006 BUDGET REQUESTED	2006 BUDGET RECOMMENDED	2006 ADOPTED BUDGET
CHARACTER :10	PERSONAL SERVICE						
1000	SALARIES FULL-TIME	303,741	301,586	210,662	458,816	408,816	408,816
1600	SALARIES TEMPORARY			25,302	10,500	18,500	18,500
1960	DISCRETIONARY SALARY SAVINGS		-10,000				
CHARACTER 10 SUBTOTAL		303,741	291,586	235,964	469,316	427,316	427,316
CHARACTER :40	CONTRACTUAL EXPENDITURES						
4311	BOOKS AND SUBSCRIPTIONS	220	549	728	837	837	837
4319	OFFICE SUPPLIES	1,861	2,000	2,085	2,653	2,653	2,653
4342	PHOTOGRAPHIC SUPPLIES		100	25	125	125	125
4343	ENGINEERING SUPPLIES	253	1,000	553	1,553	1,553	1,553
4347	GAS OIL GREASE AND DIESEL FUEL	42	200	21	200	200	200
4359	COMPUTER SOFTWARE AND SUPPLIES	774	3,700	2,001	4,001	4,001	4,001
4411	POSTAGE AND FREIGHT	121	100	97	100	100	100
4418	DUES AND MEMBERSHIPS	1,187	1,100	945	1,100	1,100	1,100
4419	GENERAL OFFICE EXPENSES	1,235	1,295	1,271	1,295	1,295	1,295
4448	ADVERTISING AND PROMOTION EXPENSES	200,132	400,100	250,083	250,100	100	100
4449	OTHER OPERATIONAL EXPENSES		500	154	500	500	500
4461	MILEAGE AND PARKING-LOCAL	17	100	9	5,142	5,142	5,142
4462	TRAVEL HOTEL AND MEALS	1,103	1,000	5,342	6,000	6,000	6,000
4463	EDUCATION AND TRAINING	555	500	1,055	1,500	1,500	1,500
4466	ADVISORY BD/TRUSTEES EXPENSES		100		100	100	100
4518	COPYING MACHINE RENTALS	1,092	1,984	941	1,984	1,984	1,984
4545	CONTRACTED SERVICES	39,469	165,534	29,159	183,478	118,000	118,000
4747	OTHER FEES FOR SERVICES		500		200,500	200,000	200,000
5056	REGIONAL PLANNING BOARD	31,055	31,055	31,055	31,055	31,055	31,055
5077	INDUSTRIAL DEVELOPMENT AGENCY (IDA)	50,000	50,000	50,000	50,000		
CHARACTER 40 SUBTOTAL		329,116	661,417	375,524	742,223	376,245	376,245

BROOME COUNTY GOVERNMENT
 REVENUE AND APPROPRIATION SUMMARY
 BY DEPARTMENT AND DIVISION

SUBFUND :101 GENERAL OPERATING
 DEPARTMENT:44 PLANNING & ECONOMIC DEVELOPMENT
 DIVISION :44 PLANNING & ECONOMIC DEVELOPMENT

SUBJECT	SUBJECT TITLE	2004 YTD ACTUALS	2005 BUDGET	2005 YTD ACTUALS AS OF 8/31	2006 BUDGET REQUESTED	2006 BUDGET RECOMMENDED	2006 ADOPTED BUDGET
CHARACTER :41	CHARGEBACK EXPENSES						
4602	INSURANCE PREMIUM CHARGEBACK	1,258	769	607	769	769	769
4615	GASOLINE CHARGEBACK	180	250	103	250	250	250
4616	FLEET SERVICE CHARGEBACK	774	1,928	482	1,928	1,928	1,928
		-----	-----	-----	-----	-----	-----
CHARACTER 41	SUBTOTAL	2,212	2,947	1,192	2,947	2,947	2,947
CHARACTER :80	EMPLOYEE BENEFITS						
8010	STATE RETIREMENT	38,656	42,804	21,145	70,658	70,658	70,658
8030	SOCIAL SECURITY	22,762	23,072	17,758	35,099	32,099	32,099
8040	WORKERS COMPENSATION	3,930	4,000	2,589	6,073	4,573	4,573
8050	LIFE INSURANCE	114	144	94	216	216	216
8060	HEALTH INSURANCE	53,784	55,780	41,000	67,945	57,745	57,745
8063	DISABILITY INSURANCE	377	360	238	720	720	720
8070	UNEMPLOYMENT INSURANCE	3,258					
		-----	-----	-----	-----	-----	-----
CHARACTER 80	SUBTOTAL	122,881	126,160	82,824	180,711	166,011	166,011
CHARACTER :90	TRANSFERS						
9005	TRANSFER TO GRANT FUND	20,000	20,000				
		-----	-----	-----	-----	-----	-----
CHARACTER 90	SUBTOTAL	20,000	20,000				

BROOME COUNTY GOVERNMENT
 REVENUE AND APPROPRIATION SUMMARY
 BY DEPARTMENT AND DIVISION

SUBFUND :101 GENERAL OPERATING
 DEPARTMENT:44 PLANNING & ECONOMIC DEVELOPMENT
 DIVISION :44 PLANNING & ECONOMIC DEVELOPMENT

SUBJECT	SUBJECT TITLE	2004 YTD ACTUALS	2005 BUDGET	2005 YTD ACTUALS AS OF 8/31	2006 BUDGET REQUESTED	2006 BUDGET RECOMMENDED	2006 ADOPTED BUDGET
CHARACTER :91	UNUSED RESIDUAL EQUITY						
9601	UNUSED RESIDUAL EQUITY	70					
CHARACTER 91	SUBTOTAL	70					
TYPE X	SUBTOTAL	778,020	1,102,110	695,504	1,395,197	972,519	972,519
DIVISION 44	SUBTOTAL	-772,127	-1,092,110	-644,109	-1,317,197	-960,519	-960,519

PLANNING & ECONOMIC DEVELOPMENT
Environmental Management Council (EMC)

MISSION STATEMENT

To preserve, protect and enhance the local environment by providing information, advice and technical assistance to Broome County policy makers on environmental issues, projects, problems and concerns.

DESCRIPTION

The Environmental Management Council is Broome County government's citizens' advisory board on local environmental matters. The EMC was established by resolution of the Broome County Legislature in 1971 pursuant to New York State enabling legislation.

2006 OBJECTIVES

- Contribute environmental component to 239 L&M reviews and comprehensive planning efforts.
- Conduct research and disseminate information on issues affecting the local environment.
- Conduct educational outreach activities to protect local water quality per federally mandated Stormwater (Phase II) regulations, including the 20th Fall Riverbank Clean Up and Storm Drain Stenciling Day(s).
- Assist with implementation of land use related recommendations of the BC Plan.
- Continue development of a Broome County Open Space Plan.
- Provide citizen participation planning services to the Department of Planning & Economic Development for Environmental Protection Agency (EPA) Brownfields Assessment Pilot.
- Provide environmental planning services to Division of Solid Waste Management.
- Assist with production of the 7th Book Recycling Fair, in cooperation with other agencies, to promote, reuse, recycling and literacy.
- Produce the 10th Joyce Smith Environmental Photography Show and Competition.

2006 BUDGET HIGHLIGHTS

- Funding requested to maintain current level of service.

44 0024 **PLANNING & ECONOMIC DEVELOPMENT/Environmental Management Council (EMC)**

<u>Title of Position</u>	<u>Grade/Unit</u>	<u>2004 Actuals</u>	<u>As of Sept. 1, 2005 Current Authorized</u>	<u>2006 Requested</u>	<u>2006 Recommended</u>	<u>2006 Adopted</u>
Senior Environmental Planner	21 CSEA	1	1	1	1	1
Environmental Analyst	14 CSEA	<u>1</u>	<u>1</u>	<u>1</u>	<u>1</u>	<u>1</u>
Total Full-Time Positions		2	2	2	2	2
Total Part-Time Positions		0	0	0	0	0
TOTAL POSITIONS		2	2	2	2	2

BROOME COUNTY GOVERNMENT
 REVENUE AND APPROPRIATION SUMMARY
 BY DEPARTMENT AND DIVISION

SUBFUND :101 GENERAL OPERATING
 DEPARTMENT:44 PLANNING & ECONOMIC DEVELOPMENT
 DIVISION :66 ENVIRONMENTAL MANAGEMENT COUNCIL

SUBJECT	SUBJECT TITLE	2004 YTD ACTUALS	2005 BUDGET	2005 YTD ACTUALS AS OF 8/31	2006 BUDGET REQUESTED	2006 BUDGET RECOMMENDED	2006 ADOPTED BUDGET
CHARACTER :02	DEPARTMENTAL INCOME						
0559	OTHER DEPARTMENTAL CHARGEBACK	10,776	14,760	191	12,978	12,978	12,978
CHARACTER 02 SUBTOTAL		10,776	14,760	191	12,978	12,978	12,978
TYPE R SUBTOTAL		10,776	14,760	191	12,978	12,978	12,978
CHARACTER :10	PERSONAL SERVICE						
1000	SALARIES FULL-TIME	69,930	79,392	44,260	78,361	78,361	78,361
1960	DISCRETIONARY SALARY SAVINGS		-1,600				
CHARACTER 10 SUBTOTAL		69,930	77,792	44,260	78,361	78,361	78,361
CHARACTER :40	CONTRACTUAL EXPENDITURES						
4311	BOOKS AND SUBSCRIPTIONS	632	580	511	590	590	590
4319	OFFICE SUPPLIES	371	600	255	600	600	600
4359	COMPUTER SOFTWARE AND SUPPLIES	91	130		130	130	130
4411	POSTAGE AND FREIGHT		50	9	50	50	50
4418	DUES AND MEMBERSHIPS	130	130	105	130	130	130
4442	PHOTOGRAPHIC EXPENSES		25		25	25	25
4448	ADVERTISING AND PROMOTION EXPENSES		30		45	45	45
4449	OTHER OPERATIONAL EXPENSES	277	175	49	225	225	225
4461	MILEAGE AND PARKING-LOCAL	55	150	20	150	150	150
4462	TRAVEL HOTEL AND MEALS	520	500	43	500	500	500
4463	EDUCATION AND TRAINING		300		300	300	300
4465	NON-EMPLOYEE TRAVEL HOTEL & MEALS	163	550		550	550	550
4466	ADVISORY BD/TRUSTEES EXPENSES	76	225	133	225	225	225
4467	NON-EMPLOYEE EDUCATION AND TRNG		260		260	260	260
4518	COPYING MACHINE RENTALS	1,320	700	880	750	750	750
4764	CASH SHORT AND OVER	12					
CHARACTER 40 SUBTOTAL		3,647	4,405	2,005	4,530	4,530	4,530

BROOME COUNTY GOVERNMENT
 REVENUE AND APPROPRIATION SUMMARY
 BY DEPARTMENT AND DIVISION

SUBFUND :101 GENERAL OPERATING
 DEPARTMENT:44 PLANNING & ECONOMIC DEVELOPMENT
 DIVISION :66 ENVIRONMENTAL MANAGEMENT COUNCIL

SUBJECT	SUBJECT TITLE	2004 YTD ACTUALS	2005 BUDGET	2005 YTD ACTUALS AS OF 8/31	2006 BUDGET REQUESTED	2006 BUDGET RECOMMENDED	2006 ADOPTED BUDGET
CHARACTER :80	EMPLOYEE BENEFITS						
8010	STATE RETIREMENT	7,272	9,130	4,267	12,068	12,068	12,068
8030	SOCIAL SECURITY	5,268	6,074	3,334	5,995	5,995	5,995
8040	WORKERS COMPENSATION		1,000		1,030	1,030	1,030
8050	LIFE INSURANCE	34	48	22	48	48	48
8060	HEALTH INSURANCE	9,121	13,270	5,825	7,950	7,950	7,950
8063	DISABILITY INSURANCE	233	240	134	240	240	240
CHARACTER 80 SUBTOTAL		21,928	29,762	13,582	27,331	27,331	27,331
TYPE X SUBTOTAL		95,505	111,959	59,847	110,222	110,222	110,222
DIVISION 66 SUBTOTAL		-84,729	-97,199	-59,656	-97,244	-97,244	-97,244
DEPARTMENT 44 SUBTOTAL		-856,856	-1,189,309	-703,765	-1,414,441	-1,057,763	-1,057,763

SOLID WASTE MANAGEMENT

COMMISSIONER OF PUBLIC WORKS

DEPUTY COMMISSIONER

RECYCLING

- County-wide Recycling Program:
 - Broome Recycling Contract
 - Curbside & Drop-off sites
 - Education & Outreach
 - Technical Assistance
 - Market Research
 - Pilot Projects
- Hazardous Waste Program:
 - HW Hauler Contract
 - Facility Operations
 - Residential Program
 - Commercial/Institutional Program
 - Site Health/Safety
 - Education & Outreach
 - Battery Drop-off
- Medical Waste Program
- Grant Applications

GRANTS

- Municipal Waste Reduction & Recycling Coordinator
- EPF Recycling Equipment
- Household Hazardous Waste (HHW) State Assistance Program

ADMINISTRATION

- Fiscal Management
- Engineering Oversight
- Planning and Development
- Landfill Design/Permitting
- Host Community Benefits
- Buffer Property Management
- Resource Recovery Liaison
- Local Law Implementation
- Grant Management

LANDFILLING

- Operations:
 - Landfilling & Daily Cover
 - Scale Revenues & Billing
 - Hauler/Customer Service
 - Hauler Permitting/Assistance
 - Recycling and Composting
 - Pallet/Mulch Processing
 - Leachate Hauling
 - Residential Drop-off Service
 - Groundwater Monitoring
 - Equipment, Building & Ground Maintenance
 - Bird Mitigation, Illegal Dumping, Nuisance Control
 - Contract Administration
- Leachate Treatment Facility
- Landfill Gas Management & Electrical Generation
- Landfill Closure/Remediation
- Implementation of Grant Programs

GRANTS

- Title 3 Grant (Colesville Landfill)
- (EQBA) Colesville Landfill Closure
- (EQBA) Grants

SOLID WASTE MANAGEMENT – 23 (Fund 206)

MISSION STATEMENT

To provide the community with an integrated program for managing solid waste in an economically sound and environmentally safe manner.

DESCRIPTION

Since its inception in 1989, the Division of Solid Waste Management has been responsible for the evolution of the system of financing the County's solid waste operations, from a property tax-supported service with tipping fees covering only a modest portion of the program costs, to a full-fledged "enterprise fund" where the cost of current operations are financed through user fees.

Within the framework of ongoing changes to State and Federal regulations governing the solid waste industry, the Division of Solid Waste Management has effectively contained costs, remaining economically competitive while still remaining in compliance.

Broome County is one of the communities in New York State to have an operating landfill designed in accordance with the latest NYDEC Part 360 regulations and RCRA Subtitle D regulations, the most stringent and costly design standards to date. The landfill is operated in an efficient manner that focuses on maximum compaction of the waste, which results in the most effective use of airspace. With respect to recycling goals mandated by New York State in the Solid Waste Management Act of 1988, Broome County has already exceeded the State recycling goal.

A solid waste management system is critical to Broome County's infrastructure in order to support public health, safety and welfare interests in the County and to preserve the County's present and future economic development potential. Safe, environmentally sound and stable solid waste disposal is not only critical to the residents of this County it is essential to commercial and industrial entities that would do business in our community.

The Division of Solid Waste Management oversees:

- Implementation of the comprehensive Broome County Solid Waste Management System.
- The entire County's material recovery programs including reduction, reuse and recycling, and composting.
- The operations and maintenance of the County's sanitary landfill and solid waste disposal facilities.
- The implementation and management of all charges and/or user fees imposed by the County Legislature for solid waste disposal or handling.
- The coordination of all engineering services for the County's Solid Waste Management operations.
- The procurement, evaluation and selection for the Legislature's consideration such firms necessary to provide professional services in connection with the County's solid waste management programs.
- Public education and outreach to all County residents and businesses.

- The Division of Solid Waste Management provides services from several sites: Towns of Barker, Maine, Nanticoke, Colesville and Deposit.
- The Broome County Landfill serves the entire County and is located at the intersection of the Towns of Barker, Maine and Nanticoke.
- A Materials Recovery Facility (MRF) located in the City of Binghamton, 19 Emma Street and operated by Recycle America Alliance.
- Three (3) satellite drop-off stations located at the Town of Colesville Highway Garage, the Town of Sanford Highway Garage and at the Broome County Landfill.

2006 OBJECTIVES

- Continue to integrate the solid waste management system for our community.
- Manage gas and leachate collection efficiently and effectively.
- Maximize the generation of electricity from the collection of additional landfill gas.
- Increase the leaf and yard waste-composting program at the landfill and investigate food waste composting opportunities.
- Continue efficient management of the Hazardous Waste Facility and Leachate Treatment Facility.
- Continue management of the Countywide-recycling program.
- Continue improvement of the Division's comprehensive health and safety programs.
- Continue to maximize compaction techniques in the landfill in order to make the most efficient use of airspace.
- Match revenue with expense.
- Operate our leachate treatment facility as efficiently as possible and evaluate alternative opportunities for leachate management such as recirculation, landfill bioreactor, reverse osmosis and constructed wetland treatment.
- Investigate alternative opportunities in scrap tire recycling.
- Continue the investigation of Alternative Daily Cover options.
- Investigate future grant opportunities

23 0060 EXECUTIVE/SOLID WASTE MANAGEMENT
 0078
 0086

<u>Title of Position</u>	<u>Grade/Unit</u>	<u>2004 Actuals</u>	<u>As of Sept. 1, 2005 Current Authorized</u>	<u>2006 Requested</u>	<u>2006 Recommended</u>	<u>2006 Adopted</u>
Dep. Comm. of P.W. - Solid Waste Management*	F Admin	1	1	1	1	1
Materials Recovery Manager	21 CSEA	1	1	1	1	1
Solid Waste Management Specialist	21 CSEA	1	1	1	1	1
Solid & Hazardous Waste Facility Tech.	19 CSEA	1	1	1	1	1
Secretary	13 CSEA	1	1	1	1	1
Equipment Mechanic III	AFSCME	1	1	1	1	1
Laborer	AFSCME	3	3	3	3	3
Landfill Clerk	AFSCME	3	3	3	3	3
Motor Equipment Operator III	AFSCME	9	8	8	8	8
Motor Equipment Operator II	AFSCME	0	1	1	1	1
Sanitary Landfill Supervisor	AFSCME	<u>1</u>	<u>1</u>	<u>1</u>	<u>1</u>	<u>1</u>
Total Full-Time Positions		22	22	22	22	22
Total Part-Time Positions		0	0	0	0	0
TOTAL POSITIONS		22	22	22	22	22

* Consolidated with Deputy Commissioner of Engineering

BROOME COUNTY GOVERNMENT
REVENUE AND APPROPRIATION SUMMARY
BY DEPARTMENT

SUBFUND :206 SOLID WASTE MANAGEMENT OPERATING
DEPARTMENT:23 COUNTY EXECUTIVE

SUBJECT	SUBJECT TITLE	2004 YTD ACTUALS	2005 BUDGET	2005 YTD ACTUAL THRU 8/31	2006 BUDGET REQUESTED	2006 BUDGET RECOMMENDED	2006 ADOPTED BUDGET
CHARACTER :02 DEPARTMENTAL INCOME							
0027	MISCELLANEOUS						
0464	OTHER LOCAL GOVERNMENTS	18,867	16,500	9,323	19,000	19,000	19,000
0559	OTHER DEPARTMENTAL CHARGEBACK	64,491	201,920		41,400	41,400	41,400
0606	TIPPING FEES	7,773,941	7,803,250	4,313,863	7,541,151	7,541,151	7,541,151
0621	DISPOSAL FEES	20,133	25,000	20,239	25,000	25,000	25,000
0622	MISCELLANEOUS	63,273	54,175	31,983	76,950	76,950	76,950
0643	CHARGEBACK OF SERVICES PROVIDED AND	26,732	26,000	16,959	30,000	30,000	30,000
0651	PART D MEDICARE CREDITS				1,000	1,000	1,000
CHARACTER 02 SUBTOTAL		7,967,437	8,126,845	4,392,367	7,734,501	7,734,501	7,734,501
CHARACTER :03 USE OF MONEY AND PROPERTY							
0186	INTEREST AND EARNINGS	199,474	135,000	281,367	350,000	350,000	350,000
CHARACTER 03 SUBTOTAL		199,474	135,000	281,367	350,000	350,000	350,000
CHARACTER :04 LICENSES AND PERMITS							
0609	PERMITS	29,975	30,000	25,989	29,845	29,845	29,845
CHARACTER 04 SUBTOTAL		29,975	30,000	25,989	29,845	29,845	29,845
CHARACTER :06 SALE OF PROP & COMP FOR LOSS							
0205	SALE OF SCRAP & EXCESS MATERIALS	23,458	19,500	14,904	19,500	19,500	19,500
0213	SALE OF EQUIPMENT	339					
CHARACTER 06 SUBTOTAL		23,797	19,500	14,904	19,500	19,500	19,500

BROOME COUNTY GOVERNMENT
 REVENUE AND APPROPRIATION SUMMARY
 BY DEPARTMENT

SUBFUND :206 SOLID WASTE MANAGEMENT OPERATING
 DEPARTMENT:23 COUNTY EXECUTIVE

SUBJECT	SUBJECT TITLE	2004 YTD ACTUALS	2005 BUDGET	2005 YTD ACTUAL THRU 8/31	2006 BUDGET REQUESTED	2006 BUDGET RECOMMENDED	2006 ADOPTED BUDGET
CHARACTER :07 MISC/INTERFUND REVENUES							
0215	REFUNDS OF PRIOR YEARS EXPENDITURES	35					
0217	PREMIUM & ACCRUED INT ON OBLIGATION	96,617	90,439	14,325			
0229	TRANSFER FROM INSURANCE RESERVE	3,930		4,624			
0233	EARNINGS ON TEMPORARY INVESTMENTS	42,394	35,000		35,000	35,000	35,000
0465	TRANSFER SPECIAL REVENUE FUND	1,108					
0638	CAPITAL CONTRIBUTIONS	4,440,462					
0812	GAIN FROM DISPOSITION OF ASSET	12,850					
CHARACTER 07 SUBTOTAL		4,597,396	125,439	18,949	35,000	35,000	35,000
CHARACTER :08 STATE AID							
0460	OTHER STATE AID		418,121	97,543	264,026	264,026	264,026
CHARACTER 08 SUBTOTAL			418,121	97,543	264,026	264,026	264,026
TYPE R SUBTOTAL		12,818,079	8,854,905	4,831,119	8,432,872	8,432,872	8,432,872
CHARACTER :10 PERSONAL SERVICE							
1000	SALARIES FULL-TIME	767,313	850,820	403,626	834,570	834,570	834,570
1600	SALARIES TEMPORARY	26,434	42,266	58,856	109,778	109,778	109,778
1700	SALARIES OVERTIME	39,344	55,128	26,004	55,128	55,128	55,128
1900	SALARIES SHIFT DIFFERENTIAL		330		330	330	330
1910	OUT OF TITLE PAY	11,230	9,299	5,096	9,299	9,299	9,299
1940	OTHER PERSONNEL SERVICES	1,500	1,500	1,500	1,700	1,700	1,700
CHARACTER 10 SUBTOTAL		845,821	959,343	495,082	1,010,805	1,010,805	1,010,805

BROOME COUNTY GOVERNMENT
REVENUE AND APPROPRIATION SUMMARY
BY DEPARTMENT

SUBFUND :206 SOLID WASTE MANAGEMENT OPERATING
DEPARTMENT:23 COUNTY EXECUTIVE

SUBJECT	SUBJECT TITLE	2004 YTD ACTUALS	2005 BUDGET	2005 YTD ACTUAL THRU 8/31	2006 BUDGET REQUESTED	2006 BUDGET RECOMMENDED	2006 ADOPTED BUDGET
CHARACTER :20	EQUIPMENT AND CAPITAL OUTLAY						
2024	CONSTRUCTION MOTOR EQUIPMENT	-----	270,000	9,499	100,000	100,000	100,000
CHARACTER 20	SUBTOTAL		270,000	9,499	100,000	100,000	100,000
CHARACTER :40	CONTRACTUAL EXPENDITURES						
4300	MAT & SUPPLIES-SURFACE TREAT	3,040	22,500	10,243	23,000	23,000	23,000
4301	MAT & SUPPLIES-SIGNS & POSTS		740		740	740	740
4304	MATERIAL & SUPPLIES-OTHER	1,610					
4311	BOOKS AND SUBSCRIPTIONS	1,028	2,271	176	1,860	1,860	1,860
4318	DUPLICATING AND PRINTING RM SUPPLIE	1,478	2,000	810	2,000	2,000	2,000
4319	OFFICE SUPPLIES	5,207	7,745	4,023	7,590	7,590	7,590
4323	BLDG MAINTENANCE SUPPLIES	7,276	4,000	2,615	7,900	7,900	7,900
4326	FUEL AND HEATING SUPPLIES	26,660	66,021	15,324	52,000	52,000	52,000
4329	BLDG AND GROUNDS SUPPLIES	2,206	2,364	613	2,364	2,364	2,364
4331	FOOD AND BEVERAGES	102	400		400	400	400
4341	MOTOR EQUIPMENT SUPPLIES	93,216	75,500	56,691	90,000	90,000	90,000
4342	PHOTOGRAPHIC SUPPLIES		100		300	300	300
4346	TRAINING AND EDUCATIONAL SUPPLIES	969	1,000	65	1,500	1,500	1,500
4347	GAS OIL GREASE AND DIESEL FUEL	111,210	101,000	90,358	114,250	114,250	114,250
4348	TIRES AND TUBES	2,636	15,000	9,784	17,000	17,000	17,000
4349	MISC OPERATIONAL SUPPLIES	75,800	73,425	22,268	86,600	86,600	86,600
4350	LEACHATE SUPPLIES	26,419	35,180	6,634	35,180	35,180	35,180
4356	UNIFORMS	259	900	1,107	2,500	2,500	2,500
4358	SAFETY SUPPLIES	15,102	12,014	2,976	11,674	11,674	11,674
4359	COMPUTER SOFTWARE AND SUPPLIES	2,469	1,436	975	3,810	3,810	3,810
4411	POSTAGE AND FREIGHT	436	575	530	475	475	475
4418	DUES AND MEMBERSHIPS	1,076	793	1,109	1,234	1,234	1,234
4419	GENERAL OFFICE EXPENSES	571	380	270	315	315	315
4423	BLDG GROUNDS AND EQUIP REPAIR	16,489	61,800	11,511			
4425	WATER AND SEWAGE CHARGES	33,958	31,700	12,089	31,500	31,500	31,500
4427	ELECTRIC CURRENT	86,402	110,125	51,444	108,850	108,850	108,850
4429	BUILDING AND GROUNDS EXPENSES	3,353	4,800	1,282	4,800	4,800	4,800
4431	KITCHEN & DINING ROOM EXPENSES	1,570					
4432	LAUNDRY AND DRY CLEANING EXPENSES	3,399	3,640	1,666	3,640	3,640	3,640
4441	MOTOR EQUIP REPAIRS AND MAINT	11,344	25,600	10,419	21,000	21,000	21,000
4442	PHOTOGRAPHIC EXPENSES		200				
4444	UNIFORM AND CLOTHING ALLOWANCE	200					
4446	LONG TERM MAINT & CLOSURE COSTS	-421,848	713,125		565,367	565,367	565,367
4447	OPERATIONAL EQUIPMENT REPAIRS	5,500	11,253	1,256	10,752	10,752	10,752
4448	ADVERTISING AND PROMOTION EXPENSES	10,913	8,150	2,615	11,100	11,100	11,100
4449	OTHER OPERATIONAL EXPENSES	340,077	234,450	81,901	350,000	350,000	350,000

BROOME COUNTY GOVERNMENT
REVENUE AND APPROPRIATION SUMMARY
BY DEPARTMENT

SUBFUND :206 SOLID WASTE MANAGEMENT OPERATING
DEPARTMENT:23 COUNTY EXECUTIVE

SUBJECT	SUBJECT TITLE	2004 YTD ACTUALS	2005 BUDGET	2005 YTD ACTUAL THRU 8/31	2006 BUDGET REQUESTED	2006 BUDGET RECOMMENDED	2006 ADOPTED BUDGET
CHARACTER :40 CONTRACTUAL EXPENDITURES							
4450	MRF PROCESSING EXPENSES	234,720	403,960	215,051	359,210	359,210	359,210
4457	SUBCONTRACTED PROGRAM EXPENSE	606,667	628,063	351,878	587,792	587,792	587,792
4458	OTHER PROGRAM EXPENSE	93,296	92,652	63,814	96,080	96,080	96,080
4461	MILEAGE AND PARKING-LOCAL	79	550		450	450	450
4462	TRAVEL HOTEL AND MEALS	934	2,700	2,827	2,750	2,750	2,750
4463	EDUCATION AND TRAINING	4,530	5,985	1,284	7,460	7,460	7,460
4465	NON-EMPLOYEE TRAVEL HOTEL & MEALS	39		120			
4466	ADVISORY BD/TRUSTEES EXPENSES	217					
4469	OTHER PERSONAL EXPENSES		200		200	200	200
4512	OUTSIDE RENTALS-MACHINERY	7,194	250,000	8,856	200,000	200,000	200,000
4518	COPYING MACHINE RENTALS	1,227	4,224	2,585	4,224	4,224	4,224
4520	PROPERTY LOSS	3,930		2,733	4,100	4,100	4,100
4523	INSURANCE CLAIMS	9,918		1,891			
4545	CONTRACTED SERVICES	865	850	865	900	900	900
4701	MEDICAL AND PHYSICAL EXAMS	224	240	224	240	240	240
4723	BOND AND NOTE ISSUE EXPENSE	2,406			2,500	2,500	2,500
4725	OTHER FINANCIAL SERVICES	1,595			1,500	1,500	1,500
4746	ENGINEERING AND ARCHITECTURAL SERV	119,413	72,000	31,562	30,000	30,000	30,000
4747	OTHER FEES FOR SERVICES			11,289			
4750	BAD DEBT EXPENSE	-317			1,500	1,500	1,500
4767	OTHER GOVERNMENTS PAYMENTS	682,912	691,854	356,117	742,580	742,580	742,580
CHARACTER 40 SUBTOTAL		2,239,976	3,783,465	1,451,850	3,611,187	3,611,187	3,611,187
CHARACTER :41 CHARGEBACK EXPENSES							
4601	INDIRECT COSTS	308,781	309,000		309,000	309,000	309,000
4602	INSURANCE PREMIUM CHARGEBACK	2,314	2,314	1,322	2,167	2,167	2,167
4614	OTHER CHARGEBACK EXPENSES	93,068	68,465	63,079	82,997	82,997	82,997
4615	GASOLINE CHARGEBACK	575	1,500	238	2,000	2,000	2,000
4616	FLEET SERVICE CHARGEBACK	4,000	19,283	9,642	19,283	19,283	19,283
4626	TRANSPORTATION SERVICES CHARGEBACKS	13,606					
CHARACTER 41 SUBTOTAL		422,344	400,562	74,281	415,447	415,447	415,447

BROOME COUNTY GOVERNMENT
REVENUE AND APPROPRIATION SUMMARY
BY DEPARTMENT

SUBFUND :206 SOLID WASTE MANAGEMENT OPERATING
DEPARTMENT:23 COUNTY EXECUTIVE

SUBJECT	SUBJECT TITLE	2004 YTD ACTUALS	2005 BUDGET	2005 YTD ACTUAL THRU 8/31	2006 BUDGET REQUESTED	2006 BUDGET RECOMMENDED	2006 ADOPTED BUDGET
CHARACTER :42 DEPRECIATION							
4801	DEPRECIATION - BUILDINGS	89,267					
4803	DEPRECIATION - IMPROV O/T BLDGS	2,569,749					
4804	DEPRECIATION - MOTOR VEHICLES	174,526					
4805	DEPRECIATION - MACHINERY & EQUIP	155,905					
CHARACTER 42 SUBTOTAL		2,989,447					
CHARACTER :60 PRINCIPAL ON INDEBTEDNESS							
6000	PRINCIPAL ON SERIAL BONDS		1,459,237		1,883,379	1,883,379	1,883,379
6001	PRINCIPAL ON BANS		629,476		156,250	156,250	156,250
CHARACTER 60 SUBTOTAL			2,088,713		2,039,629	2,039,629	2,039,629
CHARACTER :70 INTEREST ON INDEBTEDNESS							
7000	INTEREST ON SERIAL BONDS	509,483	756,194	358,131	1,181,828	1,181,828	1,181,828
7001	INTEREST ON BANS	2,784	210,323	63,961	87,500	87,500	87,500
7005	INTEREST ON CAPITAL LEASE	1,228		-895			
CHARACTER 70 SUBTOTAL		513,495	966,517	421,197	1,269,328	1,269,328	1,269,328
CHARACTER :80 EMPLOYEE BENEFITS							
8010	STATE RETIREMENT	85,300	95,567	48,461	139,021	139,021	139,021
8030	SOCIAL SECURITY	63,489	64,252	36,887	69,062	69,062	69,062
8040	WORKERS COMPENSATION	36,419	37,000	10,695	11,594	11,594	11,594
8041	WORKERS COMP LT LIABILITY	-49,079					
8050	LIFE INSURANCE	406	528	262	552	552	552
8060	HEALTH INSURANCE	166,946	188,478	133,693	242,948	242,948	242,948
8063	DISABILITY INSURANCE	511	480	317	480	480	480
CHARACTER 80 SUBTOTAL		303,992	386,305	230,315	463,657	463,657	463,657

BROOME COUNTY GOVERNMENT
 REVENUE AND APPROPRIATION SUMMARY
 BY DEPARTMENT

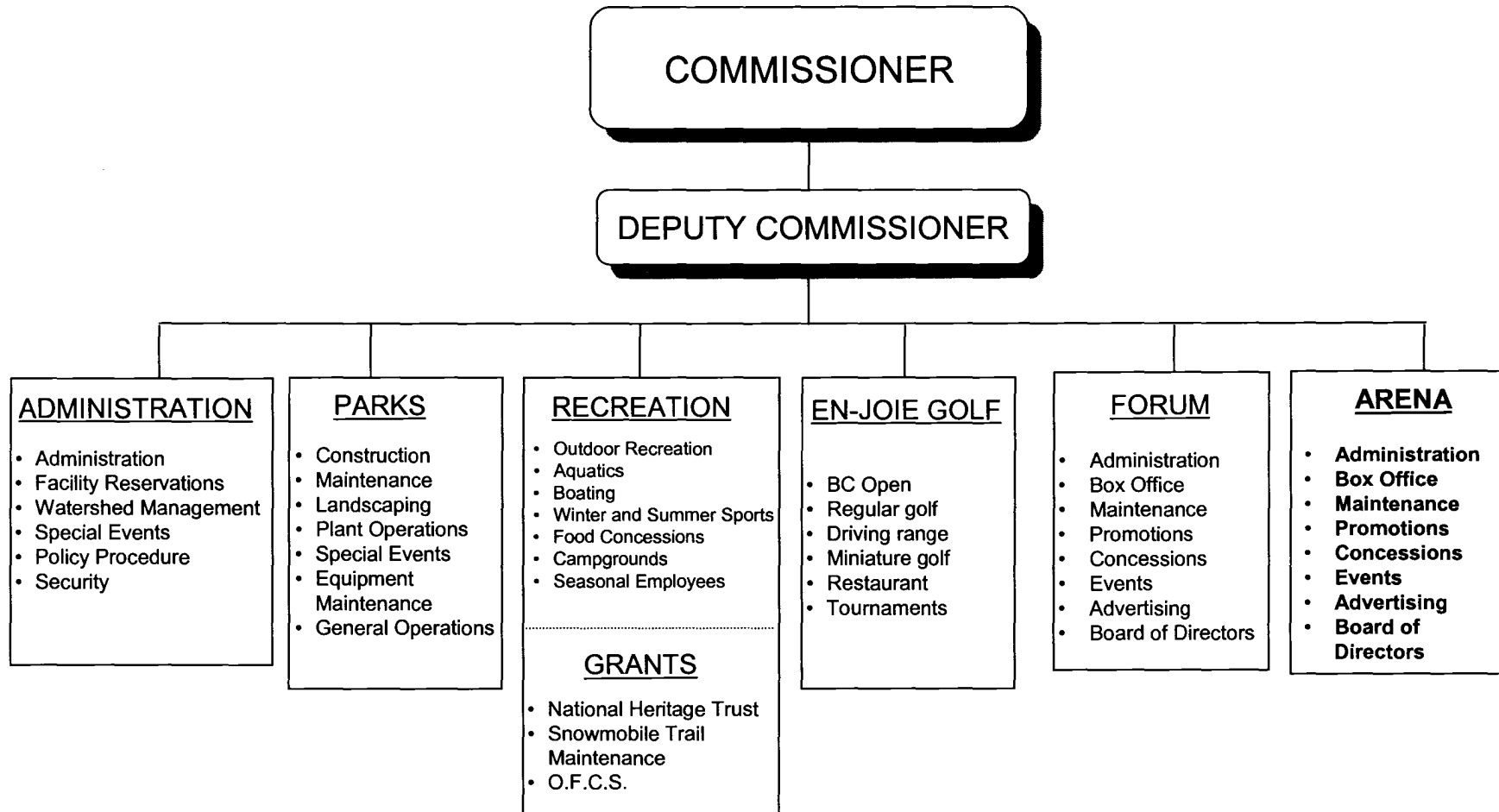
SUBFUND :206 SOLID WASTE MANAGEMENT OPERATING
 DEPARTMENT:23 COUNTY EXECUTIVE

SUBJECT SUBJECT TITLE	2004 YTD ACTUALS	2005 BUDGET	2005 YTD ACTUAL THRU 8/31	2006 BUDGET REQUESTED	2006 BUDGET RECOMMENDED	2006 ADOPTED BUDGET
CHARACTER :90 TRANSFERS						
9003 TRANSFER TO GENERAL FUND	1,480,616					
CHARACTER 90 SUBTOTAL	1,480,616					
TYPE X SUBTOTAL	8,795,691	8,854,905	2,682,224	8,910,053	8,910,053	8,910,053
DEPARTMENT 23 SUBTOTAL	4,022,388		2,148,895	-477,181	-477,181	-477,181
SUBFUND 206 SUBTOTAL	4,022,388		2,148,895	-477,181	-477,181	-477,181

CULTURE AND RECREATION

<u>DEPARTMENT/DIVISION</u>	<u>PAGE</u>
Arena	441
Forum	449
En-Joie Golf Course	454
Parks & Recreation	
Administration	458
Parks	464
Recreation	469
County Library	473
Youth Bureau	482

PARKS & RECREATION VETERANS MEMORIAL ARENA



PARKS & RECREATION - 54
Veterans' Arena – 65 (Subfund 306)

MISSION STATEMENT

To provide diversified entertainment to the community and surrounding areas at the maximum possible safety, efficiency and revenue.

DESCRIPTION

The Department of Parks and Recreation is a regional based parks and recreation system serving a population of over 200,000 people. The system consists of twenty-three watersheds, 14 park locations totaling over 4000 acres, three beaches, a campground, a performing arts theatre, a 7200 seat arena, cross-country skiing, swimming, two ice rinks, boating, professional hockey and many other leisure activities. The Arena is accounted for under the special revenue fund.

The building is a multi-usage venue which opened in 1973. It has a seating capacity of 4,643 permanent and 1,500 portable seats. The Arena is the area's largest indoor sporting/entertainment facility with 40+ home games each season for professional hockey. Many contemporary, rock, and country concerts are performed at the Arena. Annually ice shows, the circus, family shows, trade shows and local events use the facility. Scholastic as well as collegiate sporting events are held during the season. The facility has a 200' x 85' ice floor, professional basketball floor, and a 60' x 40' handicap accessible portable stage. The market area is approximately 400,000 people (Binghamton, NY at the center reaching to: Cortland, NY; Elmira, NY; Oneonta, NY and Scranton, PA).

2006 OBJECTIVES/HIGHLIGHTS

- Continue our partnership with the American Hockey League Binghamton Senators.
- Continue with a concessionaire to manage concession operation.
- Increase the number of concerts.
- Increase the number of multi-show family events.
- Continue to provide a facility for community/scholastic events.
- Capital improvement request to reflect our need for additional professional Equipment/facilities for a more diversified use of the facility.
- Building maintenance and repair will be transferred to DPW Buildings and Grounds.

65 5027 PARKS & RECREATION/Veterans' Arena

<u>Title of Position</u>	<u>Grade/Unit</u>	<u>2004 Actuals</u>	<u>As of Sept. 1, 2005 Current Authorized</u>	<u>2006 Requested</u>	<u>2006 Recommended</u>	<u>2006 Adopted</u>
Arena Manager*	I Admin	0	0	1	1	0
Arena Manager	E Admin	1	1	0	0	1
Assistant Arena Manager	18 Admin	0	0	1	1	0
Arena Maintenance Superintendent	19 BAPA	1	1	1	1	1
Box Office Manager	19 BAPA	1	1	1	1	1
Assistant Box Office Manager	11 BAPA	1	1	1	1	1
Secretary	13 CSEA	<u>1</u>	<u>1</u>	<u>1</u>	<u>1</u>	<u>1</u>
Total Full-Time Positions		5	5	6	6	5
Custodial Worker	6 CSEA	<u>6</u>	<u>6</u>	<u>6</u>	<u>6</u>	<u>6</u>
Total Part-Time Positions		6	6	6	6	6
TOTAL POSITIONS		11	11	12	12	11

* Minimum salary \$73K

BROOME COUNTY GOVERNMENT
 REVENUE AND APPROPRIATION SUMMARY
 BY DEPARTMENT

SUBFUND :306 ARENA OPERATING
 DEPARTMENT:65 ARENA

SUBJECT	SUBJECT TITLE	2004 YTD ACTUALS	2005 BUDGET	2005 YTD ACTUAL THRU 8/31	2006 BUDGET REQUESTED	2006 BUDGET RECOMMENDED	2006 ADOPTED BUDGET
CHARACTER :02 DEPARTMENTAL INCOME							
0159	RENTALS & FEES	308,672	320,000	173,603	315,000	315,000	315,000
0160	CONCESSIONS	65,169	80,000	50,848	75,000	75,000	75,000
0161	CHARGES FOR SERVICES		5,000				
0162	CHARGES FOR EVENT STAFF	19,234	30,000	16,539	25,000	25,000	25,000
0559	OTHER DEPARTMENTAL CHARGEBACK				49,457	49,457	
0651	PART D MEDICARE CREDITS				1,000	1,000	1,000
CHARACTER 02 SUBTOTAL		393,075	435,000	240,990	465,457	465,457	416,000
CHARACTER :03 USE OF MONEY AND PROPERTY							
0186	INTEREST AND EARNINGS	9,359	5,000	15,000	5,000	5,000	5,000
0197	COMMISSIONS	18,142	15,000	9,233	15,000	15,000	15,000
0198	ADVERTISING	15,400	20,000	5,075	20,000	20,000	20,000
CHARACTER 03 SUBTOTAL		42,901	40,000	29,308	40,000	40,000	40,000
CHARACTER :06 SALE OF PROP & COMP FOR LOSS							
0207	MINOR SALES OTHER			700			
0213	SALE OF EQUIPMENT	190					
CHARACTER 06 SUBTOTAL		190		700			

BROOME COUNTY GOVERNMENT
REVENUE AND APPROPRIATION SUMMARY
BY DEPARTMENT

SUBFUND :306 ARENA OPERATING
DEPARTMENT:65 ARENA

SUBJECT	SUBJECT TITLE	2004 YTD ACTUALS	2005 BUDGET	2005 YTD ACTUAL THRU 8/31	2006 BUDGET REQUESTED	2006 BUDGET RECOMMENDED	2006 ADOPTED BUDGET
CHARACTER :07 MISC/INTERFUND REVENUES							
0227	TRANSFER FROM GENERAL FUND	709,320	797,035	797,035	834,470	834,470	814,252
0229	TRANSFER FROM INSURANCE RESERVE	2,250		850			
0232	UNUSED CAPITAL FUND	282,971					
0233	EARNINGS ON TEMPORARY INVESTMENTS	976					
0647	ENERGY REIMBURSEMENT	68,128	68,128		68,128	68,128	68,128
CHARACTER 07 SUBTOTAL		1,063,645	865,163	797,885	902,598	902,598	882,380
TYPE R SUBTOTAL		1,499,811	1,340,163	1,068,883	1,408,055	1,408,055	1,338,380
CHARACTER :10 PERSONAL SERVICE							
1000	SALARIES FULL-TIME	234,054	227,804	129,819	278,833	278,833	229,160
1500	SALARIES PART-TIME	97,828	119,221	69,833	118,219	118,219	118,219
1600	SALARIES TEMPORARY	88,795	115,305	55,608	115,305	115,305	115,305
1700	SALARIES OVERTIME	2,151	4,000	1,270	4,000	4,000	4,000
1900	SALARIES SHIFT DIFFERENTIAL	1,106	1,500	606	1,500	1,500	1,500
1940	OTHER PERSONNEL SERVICES	650	845	740	845	845	845
1950	SALARY ADJUSTMENTS						13,286
1960	DISCRETIONARY SALARY SAVINGS		-7,700		-7,700	-7,700	-7,700
CHARACTER 10 SUBTOTAL		424,584	460,975	257,876	511,002	511,002	474,615
CHARACTER :20 EQUIPMENT AND CAPITAL OUTLAY							
2011	IMPROVEMENT/ALTERATIONS				8,000		
2240	DPW BUILDING MAINTENANCE EQUIPMENT				13,000		
CHARACTER 20 SUBTOTAL					21,000		

BROOME COUNTY GOVERNMENT
 REVENUE AND APPROPRIATION SUMMARY
 BY DEPARTMENT

SUBFUND :306 ARENA OPERATING
 DEPARTMENT:65 ARENA

SUBJECT	SUBJECT TITLE	2004 YTD ACTUALS	2005 BUDGET	2005 YTD ACTUAL THRU 8/31	2006 BUDGET REQUESTED	2006 BUDGET RECOMMENDED	2006 ADOPTED BUDGET
CHARACTER :40	CONTRACTUAL EXPENDITURES						
4311	BOOKS AND SUBSCRIPTIONS	389	700	389	700	700	700
4319	OFFICE SUPPLIES	1,522	1,500	437	1,500	1,500	1,500
4323	BLDG MAINTENANCE SUPPLIES	17,706	16,500	13,841	25,000	16,500	16,500
4326	FUEL AND HEATING SUPPLIES	82,311	103,500	87,054	105,000	105,000	105,000
4329	BLDG AND GROUNDS SUPPLIES	24,964	31,500	13,017	35,000	31,000	31,000
4331	FOOD AND BEVERAGES		250	14	250	250	250
4341	MOTOR EQUIPMENT SUPPLIES	112	1,200	30	1,200	1,200	1,200
4342	PHOTOGRAPHIC SUPPLIES		50				
4347	GAS OIL GREASE AND DIESEL FUEL		50		50	50	50
4348	TIRES AND TUBES		200		200	200	200
4349	MISC OPERATIONAL SUPPLIES	1,575	2,500	1,769	10,000	1,500	1,500
4356	UNIFORMS	102	1,000		2,500	1,000	1,000
4357	RECREATIONAL AND ACTIVITY SUPPLIES	287					
4358	SAFETY SUPPLIES		200		2,500	2,500	2,500
4359	COMPUTER SOFTWARE AND SUPPLIES		200		12,000	500	500
4411	POSTAGE AND FREIGHT	350	300	80	500	500	500
4418	DUES AND MEMBERSHIPS	495	500	195	500	500	500
4419	GENERAL OFFICE EXPENSES		100		100	100	100
4421	DPW BUILDING SERVICE EXPENSES				500	200	200
4423	BLDG GROUNDS AND EQUIP REPAIR	760	1,200	75	25,000	2,000	2,000
4425	WATER AND SEWAGE CHARGES	9,947	11,000	10,933	11,000	11,000	11,000
4426	HEATING AND AIR COND PLANT EXP	20,147	46,000	37,621	112,000	46,000	46,000
4427	ELECTRIC CURRENT	196,726	470,000	296,806	470,000	436,398	436,398
4429	BUILDING AND GROUNDS EXPENSES	51,385	32,000	44,173	55,000	35,000	35,000
4441	MOTOR EQUIP REPAIRS AND MAINT		200				
4442	PHOTOGRAPHIC EXPENSES		50				
4443	ENGINEERING EXPENSES	128					
4444	UNIFORM AND CLOTHING ALLOWANCE	3,075	3,200	455	4,000	3,200	3,200
4447	OPERATIONAL EQUIPMENT REPAIRS			62			
4448	ADVERTISING AND PROMOTION EXPENSES	360	1,000		5,000	4,000	4,000
4449	OTHER OPERATIONAL EXPENSES		250				
4462	TRAVEL HOTEL AND MEALS	570	1,250	8	5,000	1,500	1,500
4463	EDUCATION AND TRAINING	530	500	35	4,000	500	500
4520	PROPERTY LOSS	1,165					
4523	INSURANCE CLAIMS	1,085		850			
CHARACTER 40 SUBTOTAL		415,691	726,900	507,844	888,500	702,798	702,798

BROOME COUNTY GOVERNMENT
REVENUE AND APPROPRIATION SUMMARY
BY DEPARTMENT

SUBFUND :306 ARENA OPERATING
DEPARTMENT:65 ARENA

SUBJECT	SUBJECT TITLE	2004 YTD ACTUALS	2005 BUDGET	2005 YTD ACTUAL THRU 8/31	2006 BUDGET REQUESTED	2006 BUDGET RECOMMENDED	2006 ADOPTED BUDGET
CHARACTER :41 CHARGEBACK EXPENSES							
4602	INSURANCE PREMIUM CHARGEBACK	30,120	21,383	13,509	24,220	24,220	24,220
CHARACTER 41 SUBTOTAL		30,120	21,383	13,509	24,220	24,220	24,220
CHARACTER :60 PRINCIPAL ON INDEBTEDNESS							
6000	PRINCIPAL ON SERIAL BONDS	15,030	15,329	15,329		15,628	15,628
6008	PRINCIPAL ON CAPITAL LEASE	111,915					
CHARACTER 60 SUBTOTAL		126,945	15,329	15,329		15,628	15,628
CHARACTER :70 INTEREST ON INDEBTEDNESS							
7000	INTEREST ON SERIAL BONDS	9,642	8,914	7,618		8,202	8,202
7005	INTEREST ON CAPITAL LEASE	108,085					
CHARACTER 70 SUBTOTAL		117,727	8,914	7,618		8,202	8,202
CHARACTER :80 EMPLOYEE BENEFITS							
8010	STATE RETIREMENT	33,370	39,909	19,492	58,278	58,278	39,528
8030	SOCIAL SECURITY	31,270	35,852	18,909	39,680	39,680	35,873
8040	WORKERS COMPENSATION		7,000		7,210	7,210	7,210
8050	LIFE INSURANCE	194	264	139	288	288	288
8060	HEALTH INSURANCE	42,610	55,542	35,029	64,543	64,543	53,812
8063	DISABILITY INSURANCE	769	840	546	840	840	840
8070	UNEMPLOYMENT INSURANCE	3,271					
CHARACTER 80 SUBTOTAL		111,484	139,407	74,115	170,839	170,839	137,551

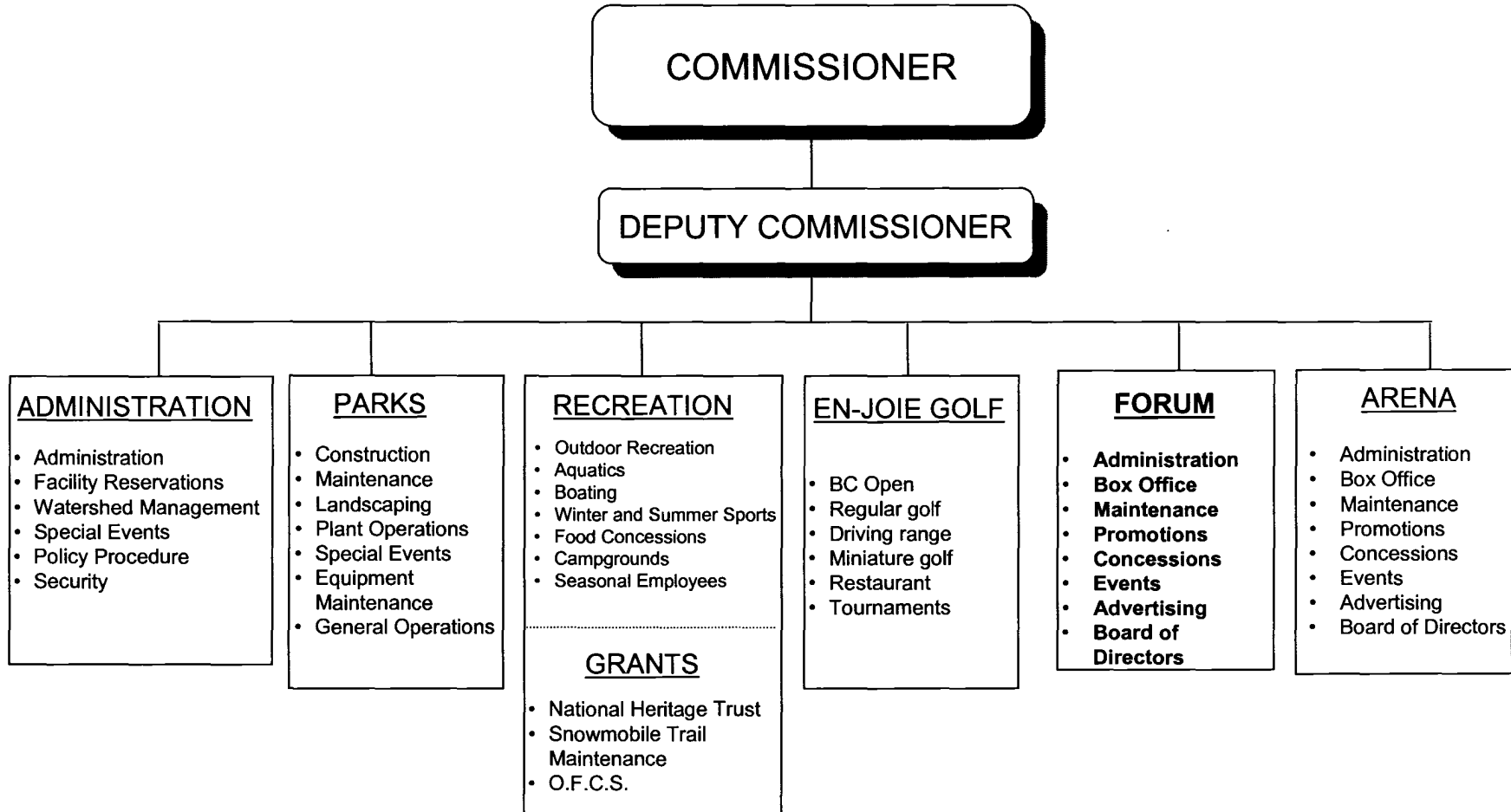
BROOME COUNTY GOVERNMENT
 REVENUE AND APPROPRIATION SUMMARY
 BY DEPARTMENT

SUBFUND :306 ARENA OPERATING
 DEPARTMENT:65 ARENA

SUBJECT	SUBJECT TITLE	2004 YTD ACTUALS	2005 BUDGET	2005 YTD ACTUAL THRU 8/31	2006 BUDGET REQUESTED	2006 BUDGET RECOMMENDED	2006 ADOPTED BUDGET
CHARACTER :90 TRANSFERS							
9006	TRANSFER TO ENTERPRISE FUND	1,108					
9009	TRNSFERS TO SPECIAL REVENUE FUND	82,677					
CHARACTER 90 SUBTOTAL		83,785					
TYPE X SUBTOTAL		1,310,336	1,372,908	876,291	1,615,561	1,432,689	1,363,014
DEPARTMENT 65 SUBTOTAL		189,475	-32,745	192,592	-207,506	-24,634	-24,634
SUBFUND 306 SUBTOTAL		189,475	-32,745	192,592	-207,506	-24,634	-24,634

PARKS & RECREATION

FORUM (PERFORMING ARTS THEATRE)



PARKS & RECREATION - 54**Forum (Performing Arts Theatre) - 62****MISSION STATEMENT**

To provide diversified arts entertainment to Broome County and surrounding areas at the maximum safety, efficiency and revenue. Also to provide a facility for local arts groups to perform.

DESCRIPTION

The Broome Center for the Performing Arts, the Forum, has been operated by Broome County since 1975. It is home to the Binghamton Philharmonic, Tri-Cities Opera, Broadway Theater League, Binghamton Philharmonic Pops Series, and other various dance groups. A restored vaudeville house built in 1919; the Forum enables our community performing arts groups to present various programs in an elegant theatrical setting. In addition, the Forum hosts a wide variety of other events each year, which include: concerts, films, business meetings/seminars, religious gatherings, children's theatre, graduations and organ recitals. The theater organ at the Forum is one of a few of its kind in existence. Seating Capacity: 1,527.

2006 OBJECTIVES

- Maintain a first class arts theatre.
- Continue to market Forum for various shows/concerts.
- Increase usage in the summer months.
- Complete yearly facility inspection list.

2006 BUDGET HIGHLIGHTS

- Building maintenance and repair will be transferred to DPW Buildings and Grounds.
- Address sound system upgrade or purchase new system.
- Capital improvement request for HVAC upgrade.
- Address equipment repairs and replacement as per DPW Buildings and Grounds.
- Marquee replacement or repair

65 0010 PARKS & RECREATION/Forum (Performing Arts Theatre)

<u>Title of Position</u>	<u>Grade/Unit</u>	<u>2004 Actuals</u>	<u>As of Sept. 1, 2005 Current Authorized</u>	<u>2006 Requested</u>	<u>2006 Recommended</u>	<u>2006 Adopted</u>
Manager Performing Arts Theatre**	20 Admin	1	1	0	0	1
Maintenance Worker	7 CSEA	<u>1</u>	<u>1</u>	<u>1</u>	<u>1</u>	<u>1</u>
Total Full-Time Positions		2	2	1	1	2
Total Part-Time Positions		0	0	0	0	0
TOTAL POSITIONS		2	2	1	1	2

** Title change and transferred from forum

BROOME COUNTY GOVERNMENT
 REVENUE AND APPROPRIATION SUMMARY
 BY DEPARTMENT AND DIVISION

SUBFUND :101 GENERAL OPERATING
 DEPARTMENT:65 ARENA
 DIVISION :62 PERFORMING ARTS THEATRE

SUBJECT	SUBJECT TITLE	2004 YTD ACTUALS	2005 BUDGET	2005 YTD ACTUALS AS OF 8/31	2006 BUDGET REQUESTED	2006 BUDGET RECOMMENDED	2006 ADOPTED BUDGET
CHARACTER :02 DEPARTMENTAL INCOME							
0159	RENTALS & FEES	75,711	63,500	32,850	63,500	63,500	63,500
0160	CONCESSIONS	11,867	4,000	4,074	5,000	5,000	5,000
0161	CHARGES FOR SERVICES	8,556	1,500	2,971	2,500	2,500	2,500
0162	CHARGES FOR EVENT STAFF	4,989	4,000	2,074	4,000	4,000	4,000
CHARACTER 02 SUBTOTAL		101,123	73,000	41,969	75,000	75,000	75,000
TYPE R SUBTOTAL		101,123	73,000	41,969	75,000	75,000	75,000
CHARACTER :10 PERSONAL SERVICE							
1000	SALARIES FULL-TIME	68,714	71,974	44,281	32,165	32,165	72,582
1700	SALARIES OVERTIME	969	800	186	800	800	800
1900	SALARIES SHIFT DIFFERENTIAL	20	175	15	175	175	175
1940	OTHER PERSONNEL SERVICES	180	180	180	180	180	180
1960	DISCRETIONARY SALARY SAVINGS		-2,600				
CHARACTER 10 SUBTOTAL		69,883	70,529	44,662	33,320	33,320	73,737
CHARACTER :40 CONTRACTUAL EXPENDITURES							
4311	BOOKS AND SUBSCRIPTIONS		250		250	250	250
4319	OFFICE SUPPLIES	446	400	6	1,400	1,400	1,400
4323	BLDG MAINTENANCE SUPPLIES	5,983	6,200	2,370	25,000	6,500	6,500
4326	FUEL AND HEATING SUPPLIES	24,836	44,500	19,735	44,000	44,000	44,000
4329	BLDG AND GROUNDS SUPPLIES	7,413	9,000	2,166	9,000	9,000	9,000
4331	FOOD AND BEVERAGES		250				
4342	PHOTOGRAPHIC SUPPLIES		50				
4349	MISC OPERATIONAL SUPPLIES	609			10,000		
4356	UNIFORMS				250		
4358	SAFETY SUPPLIES				2,500		
4359	COMPUTER SOFTWARE AND SUPPLIES				12,000		
4411	POSTAGE AND FREIGHT		50				
4418	DUES AND MEMBERSHIPS		400		400	400	400
4419	GENERAL OFFICE EXPENSES		200		200	200	200
4421	DPW BUILDING SERVICE EXPENSES				500	500	500
4423	BLDG GROUNDS AND EQUIP REPAIR		750		72,000		
4425	WATER AND SEWAGE CHARGES	1,648	1,500	1,285	2,000	2,000	2,000
4426	HEATING AND AIR COND PLANT EXP		2,500				

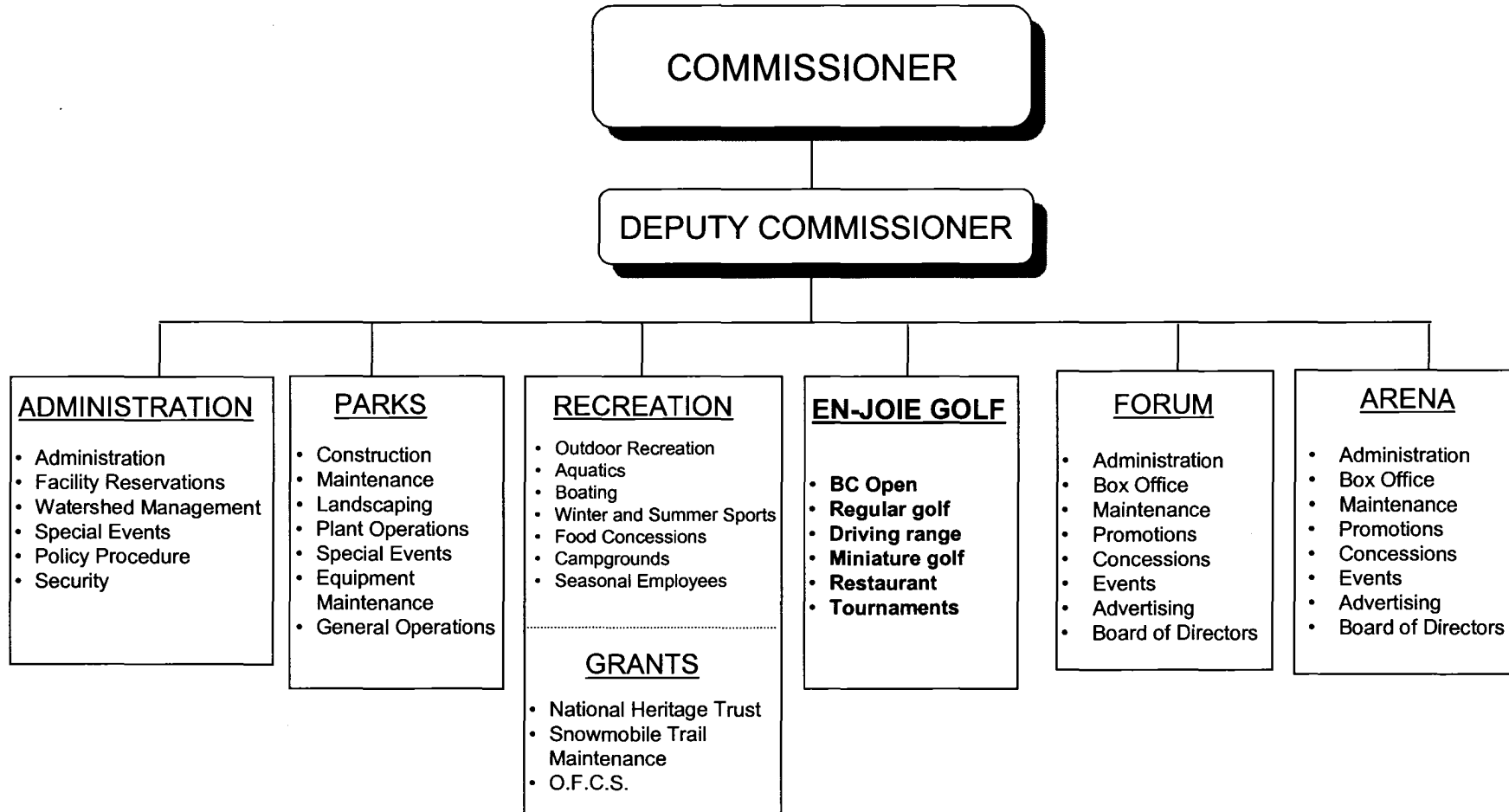
BROOME COUNTY GOVERNMENT
 REVENUE AND APPROPRIATION SUMMARY
 BY DEPARTMENT AND DIVISION

SUBFUND :101 GENERAL OPERATING
 DEPARTMENT:65 ARENA
 DIVISION :62 PERFORMING ARTS THEATRE

SUBJECT	SUBJECT TITLE	2004 YTD ACTUALS	2005 BUDGET	2005 YTD ACTUALS AS OF 8/31	2006 BUDGET REQUESTED	2006 BUDGET RECOMMENDED	2006 ADOPTED BUDGET
CHARACTER :40	CONTRACTUAL EXPENDITURES						
4427	ELECTRIC CURRENT	32,588	45,000	19,722	45,000	45,000	45,000
4429	BUILDING AND GROUNDS EXPENSES	8,477	6,000	8,750	6,000	6,000	6,000
4444	UNIFORM AND CLOTHING ALLOWANCE		160		160	160	160
4448	ADVERTISING AND PROMOTION EXPENSES	360					
4449	OTHER OPERATIONAL EXPENSES		150		5,000		
4463	EDUCATION AND TRAINING	65			4,000	1,000	1,000
CHARACTER 40 SUBTOTAL		82,425	117,360	54,034	239,660	116,410	116,410
CHARACTER :41	CHARGEBACK EXPENSES						
4602	INSURANCE PREMIUM CHARGEBACK	4,140	4,343	1,946	2,934	2,934	2,934
4610	PERSONAL SERVICES CHARGEBACKS				49,457	49,457	
CHARACTER 41 SUBTOTAL		4,140	4,343	1,946	52,391	52,391	2,934
CHARACTER :80	EMPLOYEE BENEFITS						
8010	STATE RETIREMENT	7,033	8,277	4,397	4,953	4,953	9,399
8030	SOCIAL SECURITY	5,238	5,594	3,345	2,461	2,461	5,553
8040	WORKERS COMPENSATION		2,000		2,060	2,060	2,060
8050	LIFE INSURANCE	38	48	26	48	48	48
8060	HEALTH INSURANCE	12,643	13,270	9,000	10,731	10,731	21,462
8063	DISABILITY INSURANCE	129	120	79	120	120	120
CHARACTER 80 SUBTOTAL		25,081	29,309	16,847	20,373	20,373	38,642
TYPE X SUBTOTAL		181,529	221,541	117,489	345,744	222,494	231,723
DIVISION 62 SUBTOTAL		-80,406	-148,541	-75,520	-270,744	-147,494	-156,723
DEPARTMENT 65 SUBTOTAL		-80,406	-148,541	-75,520	-270,744	-147,494	-156,723

PARKS & RECREATION

En-Joie Golf Course



BROOME COUNTY GOVERNMENT
 REVENUE AND APPROPRIATION SUMMARY
 BY DEPARTMENT AND DIVISION

SUBFUND :309 EN JOIE GOLF COURSE
 DEPARTMENT:85 EN JOIE GOLF COURSE
 DIVISION :01 EN JOIE GOLF COURSE

SUBJECT	SUBJECT TITLE	2004 YTD ACTUALS	2005 BUDGET	2005 YTD ACTUALS AS OF 8/31	2006 BUDGET REQUESTED	2006 BUDGET RECOMMENDED	2006 ADOPTED BUDGET
CHARACTER :02	DEPARTMENTAL INCOME						
0027	MISCELLANEOUS				14,154	14,154	14,154
0652	DRIVING RANGE FEES				70,792	70,792	70,792
0653	GREENS FEES				342,308	342,308	342,308
0654	ANNUAL MEMBERSHIP				209,859	209,859	209,859
0655	GOLF CART RENTALS				159,539	159,539	159,539
CHARACTER 02 SUBTOTAL					796,652	796,652	796,652
CHARACTER :03	USE OF MONEY AND PROPERTY						
0656	BC OPEN RENTAL				99,000	99,000	99,000
0657	RESTAURANT RENTAL				13,200	13,200	13,200
CHARACTER 03 SUBTOTAL					112,200	112,200	112,200
TYPE R SUBTOTAL					908,852	908,852	908,852
CHARACTER :10	PERSONAL SERVICE						
1600	SALARIES TEMPORARY				242,907	242,907	242,907
CHARACTER 10 SUBTOTAL					242,907	242,907	242,907

BROOME COUNTY GOVERNMENT
 REVENUE AND APPROPRIATION SUMMARY
 BY DEPARTMENT AND DIVISION

SUBFUND :309 EN JOIE GOLF COURSE
 DEPARTMENT:85 EN JOIE GOLF COURSE
 DIVISION :01 EN JOIE GOLF COURSE

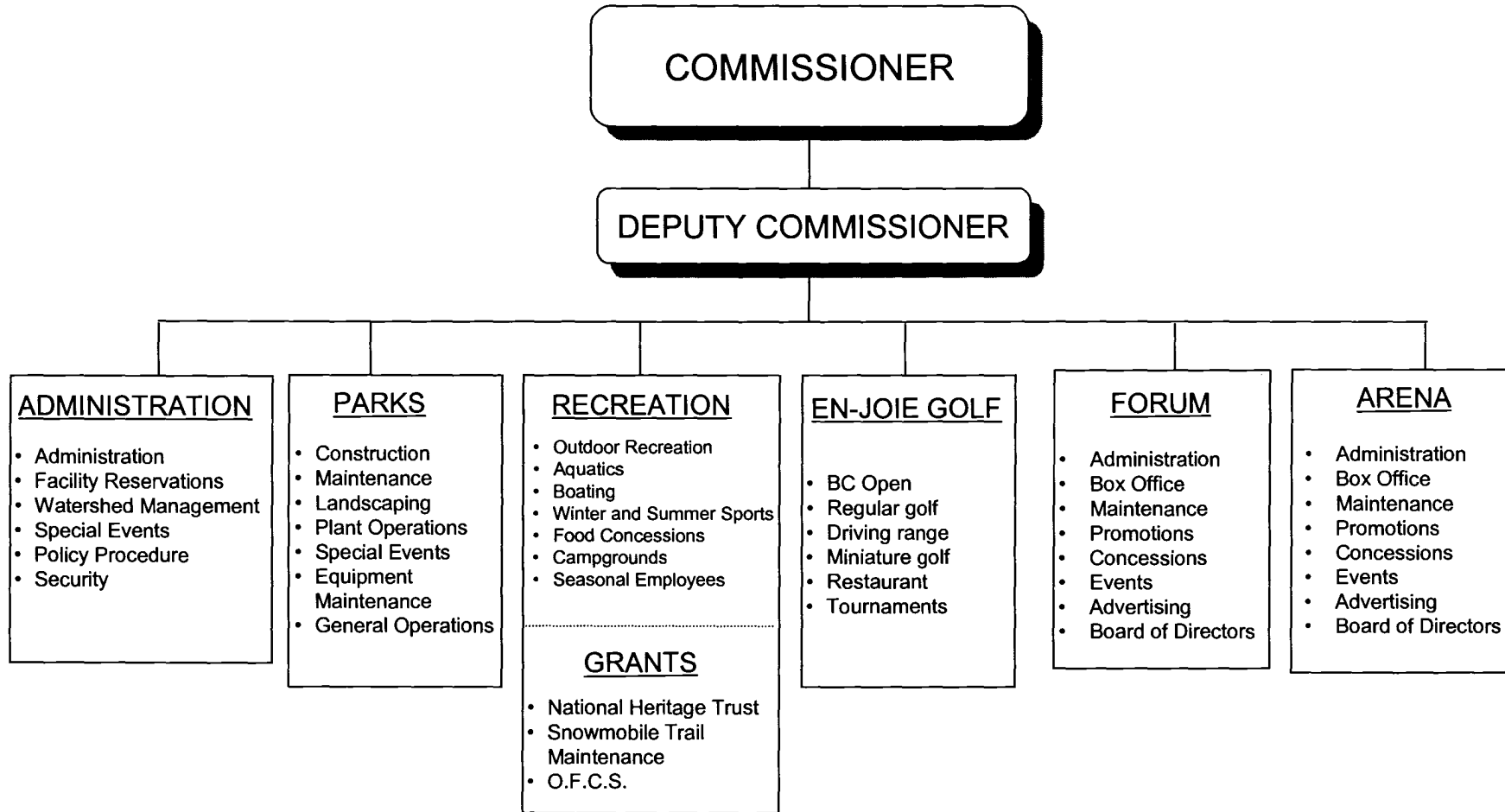
SUBJECT	SUBJECT TITLE	2004 YTD ACTUALS	2005 BUDGET	2005 YTD ACTUALS AS OF 8/31	2006 BUDGET REQUESTED	2006 BUDGET RECOMMENDED	2006 ADOPTED BUDGET
CHARACTER :20	EQUIPMENT AND CAPITAL OUTLAY						
2011	IMPROVEMENT/ALTERATIONS				12,228	12,228	12,228
2230	MAINTENANCE EQUIPMENT				7,916	7,916	7,916
CHARACTER 20 SUBTOTAL					20,144	20,144	20,144
CHARACTER :40	CONTRACTUAL EXPENDITURES						
4304	MATERIAL & SUPPLIES-OTHER				4,888	4,888	4,888
4329	BLDG AND GROUNDS SUPPLIES				75,457	75,457	75,457
4347	GAS OIL GREASE AND DIESEL FUEL				6,556	6,556	6,556
4349	MISC OPERATIONAL SUPPLIES				14,893	14,893	14,893
4357	RECREATIONAL AND ACTIVITY SUPPLIES				4,727	4,727	4,727
4358	SAFETY SUPPLIES				4,583	4,583	4,583
4418	DUES AND MEMBERSHIPS				519	519	519
4423	BLDG GROUNDS AND EQUIP REPAIR				29,609	29,609	29,609
4425	WATER AND SEWAGE CHARGES				6,135	6,135	6,135
4427	ELECTRIC CURRENT				25,807	25,807	25,807
4429	BUILDING AND GROUNDS EXPENSES				311	311	311
4432	LAUNDRY AND DRY CLEANING EXPENSES				2,320	2,320	2,320
4448	ADVERTISING AND PROMOTION EXPENSES				11,243	11,243	11,243
4466	ADVISORY BD/TRUSTEES EXPENSES				1,000	1,000	1,000
4511	COUNTY RENTALS-MACHINERY				53,007	53,007	53,007
4521	INSURANCE PREMIUMS				20,884	20,884	20,884
4522	RESERVE FUND				153,933	153,933	153,933
4747	OTHER FEES FOR SERVICES				131,700	131,700	131,700
4795	INCENTIVE				20,000	20,000	20,000
CHARACTER 40 SUBTOTAL					567,572	567,572	567,572

BROOME COUNTY GOVERNMENT
 REVENUE AND APPROPRIATION SUMMARY
 BY DEPARTMENT AND DIVISION

SUBFUND :309 EN JOIE GOLF COURSE
 DEPARTMENT:85 EN JOIE GOLF COURSE
 DIVISION :01 EN JOIE GOLF COURSE

SUBJECT	SUBJECT TITLE	2004 YTD ACTUALS	2005 BUDGET	2005 YTD ACTUALS AS OF 8/31	2006 BUDGET REQUESTED	2006 BUDGET RECOMMENDED	2006 ADOPTED BUDGET
CHARACTER :80	EMPLOYEE BENEFITS						
8010	STATE RETIREMENT				12,341	12,341	12,341
8030	SOCIAL SECURITY				24,327	24,327	24,327
8040	WORKERS COMPENSATION				16,052	16,052	16,052
8060	HEALTH INSURANCE				21,462	21,462	21,462
8063	DISABILITY INSURANCE				216	216	216
8070	UNEMPLOYMENT INSURANCE				3,831	3,831	3,831
CHARACTER 80 SUBTOTAL		-----	-----	-----	78,229	78,229	78,229
TYPE X SUBTOTAL		-----	-----	-----	908,852	908,852	908,852
DIVISION 01 SUBTOTAL		-----	-----	-----	-----	-----	-----
DEPARTMENT 85 SUBTOTAL		-----	-----	-----	-----	-----	-----
SUBFUND 309 SUBTOTAL		-----	-----	-----	-----	-----	-----

PARKS & RECREATION



PARKS & RECREATION - 54

Administration - 10

MISSION STATEMENT

The Administrative Division of the Parks and Recreation Department provides the support services for the entire department as well as interfacing with the County Executive, Legislature, Law Department and the community. It also provides for flood and erosion control to the County's watershed areas.

DESCRIPTION

Article XI provides for a Department of Parks and Recreation, including the Veterans' Arena and Forum. It is a regionally based parks and recreation system serving a population of over 200,000 people. This park system consists of: Nathaniel Cole (317 acres) on County Route 63 in the Town of Colesville; Dorchester (1142 acres) in the Town of Triangle; Finch Hollow in the Town of Maine (12 acres); Greenwood (415 acres) on County Route 320 in the Town of Nanticoke; Grippen and Roundtop (46 acres) in the Village of Endicott; Hawkins Pond (307 acres) in the Town of Windsor; and Otsiningo (150 acres) in the Town of Dickinson. This system includes three beaches, a campground, a performing arts theater, a 7200-seat arena, cross-country skiing, swimming, two ice rinks, boating, professional hockey, and many other leisure activities. Annually, over two million people use this system.

The department is also responsible for Aqua-Terra (466 undeveloped acres) in the Town of Binghamton and in the Town of Dickinson both the BAGSAI Complex (softball fields) and the Community Garden Plots.

Parks and Recreation also operates and maintains watersheds including: Brandywine Creek; Brixius Creek; Deposit Watersheds (3); Finch Hollow Creek (2); Little Choconut Creek (6); Nanticoke Creek (9 sites) and Patterson Creek.

2006 OBJECTIVES

- Continue to provide quality facilities to the residents of Broome County.
- Maintain present level of service to the residents of Broome County.
- Continue to maintain the County's 23 watersheds for the health and safety of all Broome County residents

2006 BUDGET HIGHLIGHTS

- Maintain present level of service.
- Meet our 2006 Net County Support goal.
- Continue to maintain watersheds in-house.
- Continue to administer the following grants:
 - Office of Family & Children's Services – NYS Division for Youth.
 - NYS Snowmobile Trail Maintenance.
 - Natural Heritage Trust Grant – Finch Hollow Nature Center.

54 1003 PARKS & RECREATION/Administration

<u>Title of Position</u>	<u>Grade/Unit</u>	<u>2004 Actuals</u>	<u>As of Sept. 1, 2005 Current Authorized</u>	<u>2006 Requested</u>	<u>2006 Recommended</u>	<u>2006 Adopted</u>
Deputy Commissioner of Parks & Recreation	E Admin	1	1	1	1	1
Director of Recreation	C Admin	1	1	1	1	1
Secretary	13 CSEA	1	1	1	1	1
Senior Account Clerk	9 CSEA	<u>1</u>	<u>1</u>	<u>1</u>	<u>1</u>	<u>1</u>
Total Full-Time Positions		4	4	4	4	4
Total Part-Time Positions		0	0	0	0	0
TOTAL POSITIONS		4	4	4	4	4

BROOME COUNTY GOVERNMENT
 REVENUE AND APPROPRIATION SUMMARY
 BY DEPARTMENT AND DIVISION

SUBFUND :101 GENERAL OPERATING
 DEPARTMENT:54 PARKS AND RECREATION
 DIVISION :10 ADMINISTRATION

SUBJECT	SUBJECT TITLE	2004 YTD ACTUALS	2005 BUDGET	2005 YTD ACTUALS AS OF 8/31	2006 BUDGET REQUESTED	2006 BUDGET RECOMMENDED	2006 ADOPTED BUDGET
CHARACTER :02	DEPARTMENTAL INCOME						
0147	MISCELLANEOUS	196	500	92	500	500	500
CHARACTER 02 SUBTOTAL		196	500	92	500	500	500
CHARACTER :03	USE OF MONEY AND PROPERTY						
0186	INTEREST AND EARNINGS	254		215			
0196	VENDING MACHINE	5,000	2,500				
CHARACTER 03 SUBTOTAL		5,254	2,500	215			
CHARACTER :06	SALE OF PROP & COMP FOR LOSS						
0213	SALE OF EQUIPMENT	5,925	2,000				
CHARACTER 06 SUBTOTAL		5,925	2,000				
CHARACTER :08	STATE AID						
0337	PARKS - YOUTH PROGRAMS	61,072	65,681	58,767	58,767	58,767	58,767
CHARACTER 08 SUBTOTAL		61,072	65,681	58,767	58,767	58,767	58,767
TYPE R SUBTOTAL		72,447	70,681	59,074	59,267	59,267	59,267

BROOME COUNTY GOVERNMENT
 REVENUE AND APPROPRIATION SUMMARY
 BY DEPARTMENT AND DIVISION

SUBFUND :101 GENERAL OPERATING
 DEPARTMENT:54 PARKS AND RECREATION
 DIVISION :10 ADMINISTRATION

SUBJECT	SUBJECT TITLE	2004 YTD ACTUALS	2005 BUDGET	2005 YTD ACTUALS AS OF 8/31	2006 BUDGET REQUESTED	2006 BUDGET RECOMMENDED	2006 ADOPTED BUDGET
CHARACTER :10	PERSONAL SERVICE						
1000	SALARIES FULL-TIME	206,222	184,351	109,608	187,917	187,917	187,917
1960	DISCRETIONARY SALARY SAVINGS		-6,200				
CHARACTER 10 SUBTOTAL		206,222	178,151	109,608	187,917	187,917	187,917
CHARACTER :40	CONTRACTUAL EXPENDITURES						
4311	BOOKS AND SUBSCRIPTIONS		800	174	800	800	800
4319	OFFICE SUPPLIES	2,129	2,500	1,494	2,500	2,500	2,500
4323	BLDG MAINTENANCE SUPPLIES	102					
4329	BLDG AND GROUNDS SUPPLIES	11	500		500	500	500
4342	PHOTOGRAPHIC SUPPLIES		75		75	75	75
4349	MISC OPERATIONAL SUPPLIES		100		100	100	100
4411	POSTAGE AND FREIGHT		50	5	50	50	50
4418	DUES AND MEMBERSHIPS	425	675	385	675	675	675
4419	GENERAL OFFICE EXPENSES	223	2,200		2,200	2,200	2,200
4442	PHOTOGRAPHIC EXPENSES		100	17	100	100	100
4448	ADVERTISING AND PROMOTION EXPENSES		250	33	250	250	250
4462	TRAVEL HOTEL AND MEALS	239	1,500	347	1,500	1,500	1,500
4463	EDUCATION AND TRAINING	1,892	1,500	412	1,500	1,500	1,500
4466	ADVISORY BD/TRUSTEES EXPENSES	377					
4701	MEDICAL AND PHYSICAL EXAMS		500		580	580	580
4725	OTHER FINANCIAL SERVICES	108					
CHARACTER 40 SUBTOTAL		5,506	10,750	2,867	10,830	10,830	10,830

BROOME COUNTY GOVERNMENT
 REVENUE AND APPROPRIATION SUMMARY
 BY DEPARTMENT AND DIVISION

SUBFUND :101 GENERAL OPERATING
 DEPARTMENT:54 PARKS AND RECREATION
 DIVISION :10 ADMINISTRATION

SUBJECT	SUBJECT TITLE	2004 YTD ACTUALS	2005 BUDGET	2005 YTD ACTUALS AS OF 8/31	2006 BUDGET REQUESTED	2006 BUDGET RECOMMENDED	2006 ADOPTED BUDGET
CHARACTER :41	CHARGEBACK EXPENSES						
4602	INSURANCE PREMIUM CHARGEBACK	28,125	28,550	19,392	43,767	43,767	43,767
4614	OTHER CHARGEBACK EXPENSES	25					
CHARACTER 41 SUBTOTAL		28,150	28,550	19,392	43,767	43,767	43,767
CHARACTER :80	EMPLOYEE BENEFITS						
8010	STATE RETIREMENT	40,440	41,450	10,720	28,717	28,717	28,717
8030	SOCIAL SECURITY	15,466	14,102	8,227	14,374	14,374	14,374
8040	WORKERS COMPENSATION	42,590	11,000	22,919	11,330	11,330	11,330
8050	LIFE INSURANCE	77	120	51	120	120	120
8060	HEALTH INSURANCE	45,113	46,500	30,751	51,064	51,064	51,064
8063	DISABILITY INSURANCE	258	240	159	240	240	240
CHARACTER 80 SUBTOTAL		143,944	113,412	72,827	105,845	105,845	105,845
TYPE X SUBTOTAL		383,822	330,863	204,694	348,359	348,359	348,359
DIVISION 10 SUBTOTAL		-311,375	-260,182	-145,620	-289,092	-289,092	-289,092

PARKS & RECREATION - 54**Parks - 20****MISSION STATEMENT**

To provide the skilled support services that maintains the various buildings and grounds in the Parks & Recreation Department using the most efficient and cost effective methods available while providing for the safety and health of the patron.

DESCRIPTION

Article XI provides for a Department of Parks and Recreation, including the Veterans' Arena and Forum. It is a regionally based parks and recreation system serving a population of over 200,000 people. This park system consists of: Nathaniel Cole (317 acres) on County Route 63 in the Town of Colesville; Dorchester (1142 acres) in the Town of Triangle; Finch Hollow in the Town of Maine (12 acres); Greenwood (415 acres) on County Route 320 in the Town of Nanticoke; Grippen and Roundtop (46 acres) in the Village of Endicott; Hawkins Pond (307 acres) in the Town of Windsor; and Otsiningo (150 acres) in the Town of Dickinson. This system includes three beaches, a campground, a performing arts theater, a 7200-seat arena, cross-country skiing, swimming, two ice rinks, boating, professional hockey, and many other leisure activities. Annually, two million people use this system.

The department is also responsible for Aqua-Terra (466 undeveloped acres) in the Town of Binghamton and in the Town of Dickinson both the BAGSAI Complex (softball fields) and the Community Garden Plots. Parks and Recreation also operates and maintains watersheds including: Brandywine Creek; Brixius Creek; Deposit Watersheds (3); Finch Hollow Creek (2); Little Choconut Creek (6); Nanticoke Creek (9 sites); and Patterson Creek.

2006 OBJECTIVES

- Continue to raise the visibility of the Department through promotional literature; public service announcements; participation by
 - o Department personnel in public forums relevant to our mission; outreach to, and cooperation with, current and potential parks user groups; and whatever other cost-effective means are at our disposal.
- Facilitate maintenance of facilities through regular park inspections and consultation with Risk Manager.
- Maintain 23 watersheds for the health and safety of Broome County residents.
- Maintain roadway improvement program.
- Continue development and implementation of capital projects.
- Continue to enhance efficiency and promote cost-savings by forming partnerships with recreation groups, local municipalities and other County departments.

2006 BUDGET HIGHLIGHTS

- Purchase necessary equipment.
- Maintain park system with present levels of funding.
- Continue allocating resources for maintenance of the Arena/Forum.
- Capital improvement request for parks construction projects, surface rehabilitation and equipment replacement.
- Enhance revenue through fee adjustments.

54 2001 PARKS & RECREATION/Parks

<u>Title of Position</u>	<u>Grade/Unit</u>	<u>2004 Actuals</u>	<u>As of Sept. 1, 2005 Current Authorized</u>	<u>2006 Requested</u>	<u>2006 Recommended</u>	<u>2006 Adopted</u>
Recreation Facility Manager	20 BAPA	1	1	1	1	1
Assistant Recreation Facility Manager	16 CSEA	2	2	2	2	2
Park Operations Manager	AFSCME	1	1	1	1	1
Park Manager	AFSCME	3	3	3	3	3
Assistant Park Manager	AFSCME	3	3	3	3	3
Construction Worker	AFSCME	3	3	3	3	3
Motor Equipment Operator III	AFSCME	1	1	1	1	1
Park Equipment Maintenance Mechanic	AFSCME	1	1	1	1	1
Park Technician	AFSCME	8	8	8	8	8
Senior Park Technician	AFSCME	<u>4</u>	<u>4</u>	<u>4</u>	<u>4</u>	<u>4</u>
Total Full-Time Positions		27	27	27	27	27
Total Part-Time Positions		0	0	0	0	0
TOTAL POSITIONS		27	27	27	27	27

BROOME COUNTY GOVERNMENT
 REVENUE AND APPROPRIATION SUMMARY
 BY DEPARTMENT AND DIVISION

SUBFUND :101 GENERAL OPERATING
 DEPARTMENT:54 PARKS AND RECREATION
 DIVISION :20 PARKS

SUBJECT	SUBJECT TITLE	2004 YTD ACTUALS	2005 BUDGET	2005 YTD ACTUALS AS OF 8/31	2006 BUDGET REQUESTED	2006 BUDGET RECOMMENDED	2006 ADOPTED BUDGET
CHARACTER :07 MISC/INTERFUND REVENUES							
0229	TRANSFER FROM INSURANCE RESERVE	19,689		6,707			
CHARACTER 07 SUBTOTAL		19,689		6,707			
TYPE R SUBTOTAL		19,689		6,707			
CHARACTER :10 PERSONAL SERVICE							
1000	SALARIES FULL-TIME	1,009,032	1,044,172	605,525	1,006,472	1,006,472	1,006,472
1600	SALARIES TEMPORARY	59,174	67,032	50,351	67,032	67,032	67,032
1700	SALARIES OVERTIME	39,234	33,600	24,929	33,600	33,600	33,600
1900	SALARIES SHIFT DIFFERENTIAL	1,899	3,000	1,087	3,000	3,000	3,000
1940	OTHER PERSONNEL SERVICES	5,740	8,500	2,450	8,500	8,500	8,500
1960	DISCRETIONARY SALARY SAVINGS		-36,200				
CHARACTER 10 SUBTOTAL		1,115,079	1,120,104	684,342	1,118,604	1,118,604	1,118,604
CHARACTER :20 EQUIPMENT AND CAPITAL OUTLAY							
2270	DPW BUILDING AND GROUNDS EQUIPMENT				30,000	30,000	30,000
CHARACTER 20 SUBTOTAL					30,000	30,000	30,000

BROOME COUNTY GOVERNMENT
 REVENUE AND APPROPRIATION SUMMARY
 BY DEPARTMENT AND DIVISION

SUBFUND :101 GENERAL OPERATING
 DEPARTMENT:54 PARKS AND RECREATION
 DIVISION :20 PARKS

SUBJECT	SUBJECT TITLE	2004 YTD ACTUALS	2005 BUDGET	2005 YTD ACTUALS AS OF 8/31	2006 BUDGET REQUESTED	2006 BUDGET RECOMMENDED	2006 ADOPTED BUDGET
CHARACTER :40	CONTRACTUAL EXPENDITURES						
4319	OFFICE SUPPLIES	260					
4323	BLDG MAINTENANCE SUPPLIES	73,414	93,000	60,913	93,000	93,000	93,000
4326	FUEL AND HEATING SUPPLIES	5,710	9,800	12,019	9,800	9,800	9,800
4329	BLDG AND GROUNDS SUPPLIES	34,581	50,000	29,960	50,000	50,000	50,000
4331	FOOD AND BEVERAGES			749			
4341	MOTOR EQUIPMENT SUPPLIES	41,159	40,000	29,770	40,000	40,000	40,000
4342	PHOTOGRAPHIC SUPPLIES	10					
4347	GAS OIL GREASE AND DIESEL FUEL	13,631	22,000	14,044	22,000	22,000	22,000
4348	TIRES AND TUBES	2,659	6,000	852	6,000	6,000	6,000
4349	MISC OPERATIONAL SUPPLIES	9,585	7,700	3,223	7,700	7,700	7,700
4356	UNIFORMS	413					
4357	RECREATIONAL AND ACTIVITY SUPPLIES	1,822	4,000	4,486	4,000	4,000	4,000
4358	SAFETY SUPPLIES	1,370	3,500		3,500	3,500	3,500
4423	BLDG GROUNDS AND EQUIP REPAIR	1,156	2,000	519	2,000	2,000	2,000
4425	WATER AND SEWAGE CHARGES	5,163	6,300	3,367	6,300	6,300	6,300
4426	HEATING AND AIR COND PLANT EXP	42	4,500		4,500	4,500	4,500
4427	ELECTRIC CURRENT	82,810	105,000	50,364	110,250	92,250	92,250
4429	BUILDING AND GROUNDS EXPENSES	26,371	18,000	45,645	28,000	28,000	28,000
4441	MOTOR EQUIP REPAIRS AND MAINT	382	3,000	2,306	3,000	3,000	3,000
4444	UNIFORM AND CLOTHING ALLOWANCE	3,849	4,480	1,154	4,480	4,480	4,480
4449	OTHER OPERATIONAL EXPENSES	7,267	5,000	4,597	5,000	5,000	5,000
4520	PROPERTY LOSS	7,930		6,303			
4523	INSURANCE CLAIMS	11,375		532			
		-----	-----	-----	-----	-----	-----
CHARACTER 40	SUBTOTAL	330,959	384,280	270,803	399,530	381,530	381,530

BROOME COUNTY GOVERNMENT
 REVENUE AND APPROPRIATION SUMMARY
 BY DEPARTMENT AND DIVISION

SUBFUND :101 GENERAL OPERATING
 DEPARTMENT:54 PARKS AND RECREATION
 DIVISION :20 PARKS

SUBJECT	SUBJECT TITLE	2004 YTD ACTUALS	2005 BUDGET	2005 YTD ACTUALS AS OF 8/31	2006 BUDGET REQUESTED	2006 BUDGET RECOMMENDED	2006 ADOPTED BUDGET
CHARACTER :41	CHARGEBACK EXPENSES						
4614	OTHER CHARGEBACK EXPENSES	708		1,771			
4615	GASOLINE CHARGEBACK	16,642	15,000	9,248	20,000	20,000	20,000
4616	FLEET SERVICE CHARGEBACK	15,365		4,392	32,669	32,669	32,669
4626	TRANSPORTATION SERVICES CHARGEBACKS		17,567	4,392			
CHARACTER 41 SUBTOTAL		32,715	32,567	19,803	52,669	52,669	52,669
CHARACTER :80	EMPLOYEE BENEFITS						
8010	STATE RETIREMENT	143,185	148,983	61,681	149,926	149,926	149,926
8030	SOCIAL SECURITY	83,109	88,459	50,983	85,575	85,575	85,575
8040	WORKERS COMPENSATION		32,000		32,960	32,960	32,960
8050	LIFE INSURANCE	522	648	338	648	648	648
8060	HEALTH INSURANCE	306,228	333,472	212,805	367,284	367,284	367,284
8063	DISABILITY INSURANCE	258	240	159	240	240	240
8070	UNEMPLOYMENT INSURANCE	4,217					
CHARACTER 80 SUBTOTAL		537,519	603,802	325,966	636,633	636,633	636,633
TYPE X SUBTOTAL		2,016,272	2,140,753	1,300,914	2,237,436	2,219,436	2,219,436
DIVISION 20 SUBTOTAL		-1,996,583	-2,140,753	-1,294,207	-2,237,436	-2,219,436	-2,219,436

PARKS & RECREATION - 54
Recreation - 30

MISSION STATEMENT

To provide a safe and varied recreational experience that is family oriented yet can meet the needs of youth, senior citizens and the disabled on a regional basis.

DESCRIPTION

Article XI provides for a Department of Parks and Recreation, including the Veterans' Arena and Forum. It is a regionally based parks and recreation system serving a population of over 200,000 people. This park system consists of: Nathaniel Cole (317 acres) on County Route 63 in the Town of Colesville; Dorchester (1142 acres) in the Town of Triangle; Finch Hollow in the Town of Maine (12 acres); Greenwood (415 acres) on County Route 320 in the Town of Nanticoke; Grippen and Roundtop (46 acres) in the Village of Endicott; Hawkins Pond (307 acres) in the Town of Windsor; and Otsiningo (150 acres) in the Town of Dickinson. This system includes three beaches, a campground, a performing arts theater, a 7200-seat arena, cross-country skiing, swimming, two ice rinks, boating, professional hockey, and many other leisure activities. Annually, over two million people use this system.

The department is also responsible for Aqua-Terra (466 undeveloped acres) in the Town of Binghamton and in the Town of Dickinson both the BAGSAI Complex (softball fields) and the Community Garden Plots.

Parks and Recreation also operates and maintains watersheds including: Brandywine Creek; Brixius Creek; Deposit Watersheds (3); Finch

Hollow Creek (2); Little Choconut Creek (6); Nanticoke Creek (9 sites); and Patterson Creek.

2006 OBJECTIVES

- Maintain 2005 levels of advertising for department.
- Continued efforts working with YMCA on aquatics programming and staffing.
- Conduct the following special events:
 - o Crappie Derby
 - o Office for Aging Picnic
 - o Senior Games
 - o American Powerboat Racing Championship
 - o Lake Fest - Whitney Point
 - o Collegiate and High School Rowing Championships
 - o Empire Games Rowing
 - o Spiedie Fest/Balloon Rally
 - o Hometown Holiday Festival of Lights
- Continue to develop partnerships in the community with groups such as: Whitney Point Youth Association, CYO, Harpursville Youth,
- YMCA and Town of Chenango Parks Department.

2006 BUDGET HIGHLIGHTS

- Search for new partnerships for additional special events throughout the community.
- Maintain or reduce present level of Net County Support.
- Continue to replace playground structures at all of our facilities as needed.
- Develop new marketing avenues and leisure entertainment activities for families.
- Increase of \$0.50 in temporary help titles.

54 3017 PARKS & RECREATION/Recreation

<u>Title of Position</u>	<u>Grade/Unit</u>	<u>2004 Actuals</u>	<u>As of Sept. 1, 2005 Current Authorized</u>	<u>2006 Requested</u>	<u>2006 Recommended</u>	<u>2006 Adopted</u>
Director of Nature Interpretation	15 BAPA	1	1	1	1	1
Naturalist	14 CSEA	1	1	1	1	1
Total Full-Time Positions		2	2	2	2	2
Total Part-Time Positions		0	0	0	0	0
TOTAL POSITIONS		2	2	2	2	2

BROOME COUNTY GOVERNMENT
 REVENUE AND APPROPRIATION SUMMARY
 BY DEPARTMENT AND DIVISION

SUBFUND :101 GENERAL OPERATING
 DEPARTMENT:54 PARKS AND RECREATION
 DIVISION :30 RECREATION

SUBJECT	SUBJECT TITLE	2004 YTD ACTUALS	2005 BUDGET	2005 YTD ACTUALS AS OF 8/31	2006 BUDGET REQUESTED	2006 BUDGET RECOMMENDED	2006 ADOPTED BUDGET
CHARACTER :02	DEPARTMENTAL INCOME						
0147	MISCELLANEOUS	8,032	10,000	1,317	5,000	5,000	5,000
0150	FOOD CONCESSION	45,991	69,500	49,467	69,500	69,500	69,500
0151	BOAT CONCESSION	21,999	40,000	21,839	40,000	40,000	40,000
0152	CAMPING	24,207	27,000	25,279	30,000	30,000	30,000
0153	SHELTER RENTAL	24,094	30,000	19,620	34,000	34,000	34,000
0154	SKI CONCESSION	3,800	4,000	4,027	6,000	6,000	6,000
0155	SKATING	28,608	48,000	12,399	48,000	48,000	48,000
0156	SKATE RENTAL	8,951	11,000	5,242	11,000	11,000	11,000
0157	SKATE SHARPENING	2,108	3,000	878	3,500	3,500	3,500
0158	RENTAL CONTRACTS	66,579	80,000	31,394	85,000	85,000	85,000
0167	YOUTH SUMMER SKILLS PROGRAMS	15,972	17,500	10,705	18,000	18,000	18,000
0493	SWIMMING LESSONS		150		150	150	150
0495	SAILING LESSONS		500				
0497	UNIFORM SALES	10	100	35	100	100	100
0549	CHARGEBACK TO GRANTS	4,971					
CHARACTER 02	SUBTOTAL	255,322	340,750	182,202	350,250	350,250	350,250
TYPE R	SUBTOTAL	255,322	340,750	182,202	350,250	350,250	350,250
CHARACTER :10	PERSONAL SERVICE						
1000	SALARIES FULL-TIME	78,893	81,053	48,888	80,906	80,906	80,906
1600	SALARIES TEMPORARY	177,093	210,000	152,002	210,000	210,000	210,000
1700	SALARIES OVERTIME	2,466	5,400	3,642	4,800	4,800	4,800
1940	OTHER PERSONNEL SERVICES	1,220	2,055	1,475	2,000	2,000	2,000
1960	DISCRETIONARY SALARY SAVINGS		-2,700				
CHARACTER 10	SUBTOTAL	259,672	295,808	206,007	297,706	297,706	297,706

BROOME COUNTY GOVERNMENT
 REVENUE AND APPROPRIATION SUMMARY
 BY DEPARTMENT AND DIVISION

SUBFUND :101 GENERAL OPERATING
 DEPARTMENT:54 PARKS AND RECREATION
 DIVISION :30 RECREATION

SUBJECT	SUBJECT TITLE	2004 YTD ACTUALS	2005 BUDGET	2005 YTD ACTUALS AS OF 8/31	2006 BUDGET REQUESTED	2006 BUDGET RECOMMENDED	2006 ADOPTED BUDGET
CHARACTER :40 CONTRACTUAL EXPENDITURES							
4331	FOOD AND BEVERAGES	21,897	36,000	21,434	31,000	31,000	31,000
4349	MISC OPERATIONAL SUPPLIES	2,304	7,600	3,659	7,000	7,000	7,000
4357	RECREATIONAL AND ACTIVITY SUPPLIES	22,017	13,400	2,398	15,000	15,000	15,000
4438	RECREATIONAL AND ACTIVITY EXPENSES	421	800	617	800	800	800
4448	ADVERTISING AND PROMOTION EXPENSES	839	2,500	525	3,000	3,000	3,000
4449	OTHER OPERATIONAL EXPENSES		7,000				
4458	OTHER PROGRAM EXPENSE	425	1,000		500	500	500
CHARACTER 40 SUBTOTAL		47,903	68,300	28,633	57,300	57,300	57,300
CHARACTER :80 EMPLOYEE BENEFITS							
8010	STATE RETIREMENT	8,388	9,322	5,142	12,460	12,460	12,460
8030	SOCIAL SECURITY	19,326	22,835	15,422	6,189	6,189	6,189
8040	WORKERS COMPENSATION		2,000		2,060	2,060	2,060
8050	LIFE INSURANCE	38	48	26	48	48	48
8060	HEALTH INSURANCE	18,945	19,360	13,174	21,462	21,462	21,462
8063	DISABILITY INSURANCE	129	120	79	120	120	120
CHARACTER 80 SUBTOTAL		46,826	53,685	33,843	42,339	42,339	42,339
TYPE X SUBTOTAL		354,401	417,793	268,483	397,345	397,345	397,345
DIVISION 30 SUBTOTAL		-99,079	-77,043	-86,281	-47,095	-47,095	-47,095
DEPARTMENT 54 SUBTOTAL		-2,407,037	-2,477,978	-1,526,108	-2,573,623	-2,555,623	-2,555,623

LIBRARY

BOARD

DIRECTOR

ASSISTANT DIRECTOR

CENTRAL LIBRARY

- Information Services
- Circulation Services
- Youth Services
- Technical Services
- Library Support Services
- Administration

LIBRARY - 84
Central Library - 10

MISSION STATEMENT

To provide materials and services to help community residents meet their personal, educational, professional and recreational information needs.

DESCRIPTION

The library provides information for economic development with in the community. Materials in various formats are provided to assist individuals and businesses in effectively responding to the changing marketplace.

The Library serves as the gateway to reading for young children. Attention is given to stimulating interest in and appreciation of reading through programming and collection development.

The library is the gateway to recreation for community residents. Emphasis is placed on providing a broad range of current fiction, non-fiction, and informational support in a variety of formats for all ages and reading levels. Programming and collection developments are used to meet the needs of the community.

The Library has two defined services areas. As part of county government we serve the citizens residing within the political jurisdiction of Broome County. According to the most recent U.S. Census, this encompasses a geographical area of 707 square miles and a population of 200,560 from ages newborn to over 100. In addition, since Broome County also serves as the Central Library for the Four County Library System, our service area effectively includes the

residents of Chenango, Delaware and Otsego Counties, an additional 3,343 square miles and 159,510 residents.

To meet the needs of our diverse patron base, the Library has the following service areas:

- 1.) Information Services
 - Broad based informational support
 - Accommodation of all ages and reading levels
 - Extensive reference collection
 - Periodical collection
 - Indexing and abstracting services
 - Business files/reference tools
 - Approachable and knowledgeable staff
 - Clear Signage
 - Adequate staffing levels
 - Adequate phone lines
 - Adequate accessible shelving
 - Adequate casual seating
 - Programming for adults covering a variety of interests

- 2.) Youth Services
 - Variety of materials and formats, with multiple copies of popular titles.
 - Easy accessibility
 - Ample and inviting space
 - Variety of programs for all age levels
 - Community involvement through programs, class visits and other activities

- 3.) Popular Materials
 - Current and popular materials in variety of formats
 - Sufficient multiple copies to meet demand

- "5 year" rule of currency
- Reader's advisory service
- Browsing encouraged
- Regular display

2006 OBJECTIVES

- To establish a rotating exhibit schedule which will maximize use of the new exhibit room
- To continue to provide greater scope of training and education programs for staff development
- To increase access to a variety of electronic resources through acquisitions or online catalog
- To update collection for currency and relevancy
- To implement an expanded Youth Service programming schedule to maximize use of the Kresge Storytelling Room
- To implement instructional programs for faculty and students of local school systems
- To fully implement programs and services that will maximize use of the Ahearn Business Resource Center
- To increase the Library's visibility within the community through programming, outreach, and partnering opportunities

84 1007 LIBRARY/Central Library

<u>Title of Position</u>	<u>Grade/Unit</u>	<u>2004 Actuals</u>	<u>As of Sept. 1, 2005 Current Authorized</u>	<u>2006 Requested</u>	<u>2006 Recommended</u>	<u>2006 Adopted</u>
Library Director III	F Admin	1	1	1	1	1
Assistant Library Director II	A Admin	1	1	1	1	1
Secretary	14 Admin	1	1	1	1	1
Librarian III	20 CSEA	1	1	1	1	1
Librarian II	18 CSEA	5	5	5	5	5
Librarian I	16 CSEA	2	2	2	2	2
Computer Hardware Technician/Trainee	16/14 CSEA	1	1	1	1	1
Library Assistant	13 CSEA	2	2	2	2	2
Principal Library Clerk	12 CSEA	2	2	2	2	2
Custodial Supervisor	11 CSEA	1	1	1	1	1
Senior Account Clerk	9 CSEA	1	1	1	1	1
Keyboard Specialist	8 CSEA	1	1	1	1	1
Senior Library Clerk	8 CSEA	3	3	3	3	3
Library Clerk	6 CSEA	9	9	9	9	9
Custodial Worker	6 CSEA	1	1	1	1	1
Page	5 CSEA	<u>1</u>	<u>1</u>	<u>1</u>	<u>1</u>	<u>1</u>
Total Full-Time Positions		33	33	33	33	33
Custodial Worker	6 CSEA	2	2	2	2	2
County Historian	NA	0	1	1	1	1
Deputy County Historian	NA	0	1	1	1	1
Library Clerk	6 CSEA	<u>7</u>	<u>7</u>	<u>7</u>	<u>7</u>	<u>7</u>
Total Part-Time Positions		9	11	11	11	11
TOTAL POSITIONS		42	44	44	44	44

BROOME COUNTY GOVERNMENT
 REVENUE AND APPROPRIATION SUMMARY
 BY DEPARTMENT

SUBFUND :304 PUBLIC LIBRARY OPERATING
 DEPARTMENT:84 COUNTY LIBRARY

SUBJECT	SUBJECT TITLE	2004 YTD ACTUALS	2005 BUDGET	2005 YTD ACTUAL THRU 8/31	2006 BUDGET REQUESTED	2006 BUDGET RECOMMENDED	2006 ADOPTED BUDGET
CHARACTER :02 DEPARTMENTAL INCOME							
0011	LIBRARY COPY FEES	2,781	3,100	1,546	2,300	2,300	2,300
0027	MISCELLANEOUS	60,939	53,300	42,277	61,000	61,000	61,000
0159	RENTALS & FEES	6,575	3,600	4,575	6,625	6,625	6,625
0464	OTHER LOCAL GOVERNMENTS	561,362	577,641		593,237	593,237	593,237
0651	PART D MEDICARE CREDITS				1,000	1,000	1,000
CHARACTER 02 SUBTOTAL		631,657	637,641	48,398	664,162	664,162	664,162
CHARACTER :03 USE OF MONEY AND PROPERTY							
0186	INTEREST AND EARNINGS	11,660	10,000	19,022	20,000	20,000	20,000
0197	COMMISSIONS	2,049	1,300	1,143	1,700	1,700	1,700
CHARACTER 03 SUBTOTAL		13,709	11,300	20,165	21,700	21,700	21,700
CHARACTER :06 SALE OF PROP & COMP FOR LOSS							
0207	MINOR SALES OTHER	8					
CHARACTER 06 SUBTOTAL		8					
CHARACTER :07 MISC/INTERFUND REVENUES							
0215	REFUNDS OF PRIOR YEARS EXPENDITURES	162					
0216	GIFTS AND DONATIONS	276		230	250	250	250
0217	PREMIUM & ACCRUED INT ON OBLIGATION	483	622				
0227	TRANSFER FROM GENERAL FUND	1,327,427	1,556,524	1,556,524	1,627,044	1,627,044	1,627,044
0229	TRANSFER FROM INSURANCE RESERVE	896		3,027			
0233	EARNINGS ON TEMPORARY INVESTMENTS		1,027				
CHARACTER 07 SUBTOTAL		1,329,244	1,558,173	1,559,781	1,627,294	1,627,294	1,627,294

BROOME COUNTY GOVERNMENT
REVENUE AND APPROPRIATION SUMMARY
BY DEPARTMENT

SUBFUND :304 PUBLIC LIBRARY OPERATING
DEPARTMENT:84 COUNTY LIBRARY

SUBJECT	SUBJECT TITLE	2004 YTD ACTUALS	2005 BUDGET	2005 YTD ACTUAL THRU 8/31	2006 BUDGET REQUESTED	2006 BUDGET RECOMMENDED	2006 ADOPTED BUDGET
CHARACTER :08 STATE AID							
0460	OTHER STATE AID	67,048	62,481	128,816	65,770	65,770	65,770
CHARACTER 08 SUBTOTAL		67,048	62,481	128,816	65,770	65,770	65,770
TYPE R SUBTOTAL		2,041,666	2,269,595	1,757,160	2,378,926	2,378,926	2,378,926
CHARACTER :10 PERSONAL SERVICE							
1000	SALARIES FULL-TIME	1,048,637	1,088,866	652,989	1,123,470	1,123,470	1,123,470
1500	SALARIES PART-TIME	59,779	69,539	44,034	75,157	75,157	75,157
1600	SALARIES TEMPORARY	6,166	7,876	2,997	12,680	12,680	12,680
1950	SALARY ADJUSTMENTS						2,938
1960	DISCRETIONARY SALARY SAVINGS		-36,900		-36,900	-36,900	-36,900
CHARACTER 10 SUBTOTAL		1,114,582	1,129,381	700,020	1,174,407	1,174,407	1,177,345
CHARACTER :40 CONTRACTUAL EXPENDITURES							
4311	BOOKS AND SUBSCRIPTIONS	715			1,200	1,200	1,200
4319	OFFICE SUPPLIES	17,940	20,529	19,072	38,825	38,825	38,825
4323	BLDG MAINTENANCE SUPPLIES	1,939	500	61	500	500	500
4326	FUEL AND HEATING SUPPLIES	12,204	20,156	10,925	22,172	22,172	22,172
4329	BLDG AND GROUNDS SUPPLIES	3,793	6,286	2,737	6,286	6,286	6,286
4341	MOTOR EQUIPMENT SUPPLIES	342					
4349	MISC OPERATIONAL SUPPLIES	97					
4359	COMPUTER SOFTWARE AND SUPPLIES	7,396	36,530	41,675	43,347	43,347	43,347
4370	BOOKS ADULT SERVICES	62,405	63,851	36,614	67,044	67,044	67,044
4371	JUVENILE BOOKS	30,841	35,200	18,989	36,960	36,960	36,960
4372	REFERENCE MATERIALS	39,872	57,100	27,814	59,955	59,955	59,955
4373	SUBSCRIPTIONS	23,858	20,430	14,614	21,452	21,452	21,452
4374	AUDIOVISUAL MATERIALS	23,337	24,200	15,312	25,410	25,410	25,410
4375	ELECTRONIC ACCESS MATERIALS	20,814	38,800	41,800	41,620	41,620	41,620
4411	POSTAGE AND FREIGHT	1,998	3,256	1,593	3,256	3,256	3,256
4418	DUES AND MEMBERSHIPS	1,490	1,745	1,532	1,335	1,335	1,335
4419	GENERAL OFFICE EXPENSES	12,187	10,658	10,986	9,870	9,870	9,870
4423	BLDG GROUNDS AND EQUIP REPAIR	2,234	2,000		2,000	2,000	2,000
4425	WATER AND SEWAGE CHARGES	1,086	792	832	868	868	868
4427	ELECTRIC CURRENT	88,400	112,455	58,436	118,000	93,000	93,000
4429	BUILDING AND GROUNDS EXPENSES	11,907	12,402	6,971	22,847	22,847	22,847
4447	OPERATIONAL EQUIPMENT REPAIRS		500		500	500	500

BROOME COUNTY GOVERNMENT
REVENUE AND APPROPRIATION SUMMARY
BY DEPARTMENT

SUBFUND :304 PUBLIC LIBRARY OPERATING
DEPARTMENT:84 COUNTY LIBRARY

SUBJECT	SUBJECT TITLE	2004 YTD ACTUALS	2005 BUDGET	2005 YTD ACTUAL THRU 8/31	2006 BUDGET REQUESTED	2006 BUDGET RECOMMENDED	2006 ADOPTED BUDGET
CHARACTER :40 CONTRACTUAL EXPENDITURES							
4448	ADVERTISING AND PROMOTION EXPENSES	1,546	1,000	729	1,000	1,000	1,000
4449	OTHER OPERATIONAL EXPENSES	913	2,000	504	3,000	3,000	3,000
4461	MILEAGE AND PARKING-LOCAL	154	25		25	25	25
4462	TRAVEL HOTEL AND MEALS	5,269	3,900	4,270	4,400	4,400	4,400
4463	EDUCATION AND TRAINING	2,328	1,390	1,020	1,195	1,195	1,195
4466	ADVISORY BD/TRUSTEES EXPENSES	202	200	245	450	450	450
4488	LIBRARY EXPENSES	25					
4514	HARDWARE MAINTENANCE	14,191	12,854	3,827	7,724	7,724	7,724
4518	COPYING MACHINE RENTALS	-775					
4520	PROPERTY LOSS	830		2,601			
4523	INSURANCE CLAIMS			426			
4747	OTHER FEES FOR SERVICES	4,260	4,530	6,141	5,482	5,482	5,482
CHARACTER 40 SUBTOTAL		393,798	493,289	329,726	546,723	521,723	521,723
CHARACTER :41 CHARGEBACK EXPENSES							
4602	INSURANCE PREMIUM CHARGEBACK	15,175	16,592	4,726	8,556	8,556	8,556
4604	DPW SECURITY CHARGEBACKS	8,206	7,903	3,956	8,228	8,228	8,228
4606	TELEPHONE BILLING ACCOUNT	17,054	19,256	8,459	17,361	17,361	17,361
4609	DATA PROCESSING CHARGEBACKS	23,134	48,500	39,136	45,000	45,000	45,000
4614	OTHER CHARGEBACK EXPENSES	34	75		50	50	50
4616	FLEET SERVICE CHARGEBACK		100		100	100	100
4617	DUPLICATING/PRINTING CHARGEBACK	762	500	95	825	825	825
4618	OFFICE SUPPLIES CHARGEBACK	4,707	4,900	3,123	5,000	5,000	5,000
4619	BUILDING SERVICE CHARGEBACK	22,332	36,000	13,189	30,000	30,000	30,000
CHARACTER 41 SUBTOTAL		91,404	133,826	72,684	115,120	115,120	115,120

BROOME COUNTY GOVERNMENT
REVENUE AND APPROPRIATION SUMMARY
BY DEPARTMENT

SUBFUND :304 PUBLIC LIBRARY OPERATING
DEPARTMENT:84 COUNTY LIBRARY

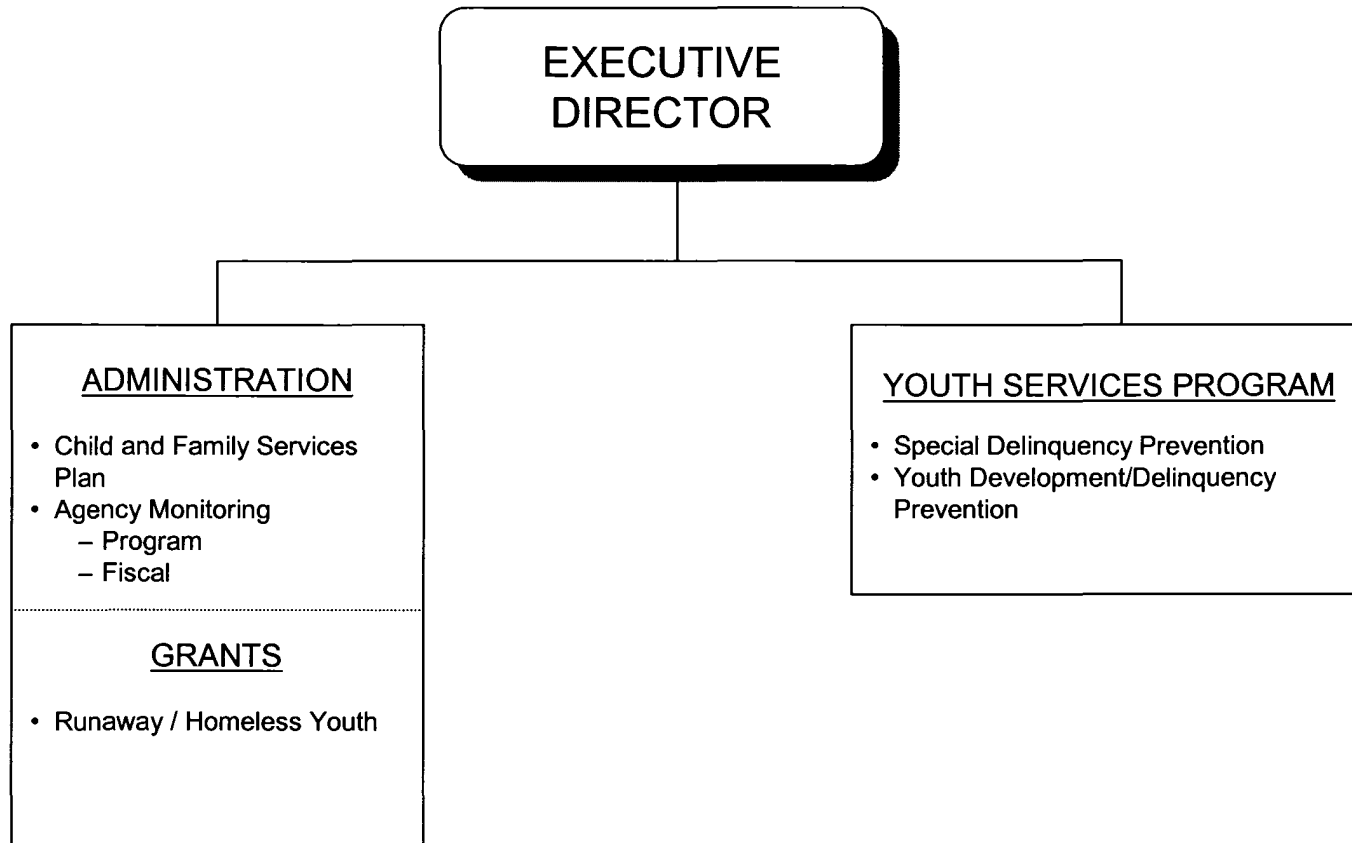
SUBJECT	SUBJECT TITLE	2004 YTD ACTUALS	2005 BUDGET	2005 YTD ACTUAL THRU 8/31	2006 BUDGET REQUESTED	2006 BUDGET RECOMMENDED	2006 ADOPTED BUDGET
CHARACTER :60 PRINCIPAL ON INDEBTEDNESS							
6000	PRINCIPAL ON SERIAL BONDS				1,764	1,764	1,764
6001	PRINCIPAL ON BANS	18,750	18,734	18,734			
6008	PRINCIPAL ON CAPITAL LEASE	842					
CHARACTER 60 SUBTOTAL		19,592	18,734	18,734	1,764	1,764	1,764
CHARACTER :70 INTEREST ON INDEBTEDNESS							
7000	INTEREST ON SERIAL BONDS				2,093	2,093	2,093
7001	INTEREST ON BANS	1,496	1,125	1,124			
7005	INTEREST ON CAPITAL LEASE	198					
CHARACTER 70 SUBTOTAL		1,694	1,125	1,124	2,093	2,093	2,093
CHARACTER :80 EMPLOYEE BENEFITS							
8010	STATE RETIREMENT	128,250	145,866	68,082	195,292	195,292	192,354
8030	SOCIAL SECURITY	82,905	89,188	52,007	91,745	91,745	91,745
8040	WORKERS COMPENSATION	58,197	8,500	4,188	10,893	10,893	10,893
8050	LIFE INSURANCE	650	792	432	792	792	792
8060	HEALTH INSURANCE	297,438	327,855	206,473	340,670	340,670	340,670
8070	UNEMPLOYMENT INSURANCE	1,897					
8081	EMPLOYEE TUITION REIMBURSEMENT	8,003	7,500	7,344	7,500	7,500	7,500
CHARACTER 80 SUBTOTAL		577,340	579,701	338,526	646,892	646,892	643,954

BROOME COUNTY GOVERNMENT
 REVENUE AND APPROPRIATION SUMMARY
 BY DEPARTMENT

SUBFUND :304 PUBLIC LIBRARY OPERATING
 DEPARTMENT:84 COUNTY LIBRARY

SUBJECT SUBJECT TITLE	2004 YTD ACTUALS	2005 BUDGET	2005 YTD ACTUAL THRU 8/31	2006 BUDGET REQUESTED	2006 BUDGET RECOMMENDED	2006 ADOPTED BUDGET
CHARACTER :90 TRANSFERS						
9006 TRANSFER TO ENTERPRISE FUND	1,417					
CHARACTER 90 SUBTOTAL	1,417					
TYPE X SUBTOTAL	2,199,827	2,356,056	1,460,814	2,486,999	2,461,999	2,461,999
DEPARTMENT 84 SUBTOTAL	-158,161	-86,461	296,346	-108,073	-83,073	-83,073
SUBFUND 304 SUBTOTAL	-158,161	-86,461	296,346	-108,073	-83,073	-83,073

YOUTH BUREAU



YOUTH BUREAU - 64
MISSION STATEMENT

The Broome County Youth Bureau's mission is to promote and encourage the development of a comprehensive system of services to youth and their families through planning, funding, coordination, evaluation and advocacy.

DESCRIPTION

The Broome County Youth Bureau was established by a resolution adopted by the Broome County Legislature on July 6, 1971. The Youth Bureau is responsible for distributing Office of Children & Family Services funds to local agencies that provide services for youth in accordance with the Broome County Child & Family Services Plan. Local agencies apply to the County (Youth Bureau) for funds. Applications are evaluated by the Youth Bureau Advisory Board and approved by the County Legislature. The Youth Bureau then applies to the NYS Office of Children and Family Services or the Division of Criminal Justice for program funding and enters into contracts with the agencies. The Youth Bureau also leads the efforts in planning for services for youth throughout Broome County.

2006 OBJECTIVES

- The Youth Bureau will continue to serve on the Integrated County Planning Team to review all services and programs and participate in local planning efforts to effectively provide needed programs to the youth in Broome County
- Continue to lead the effort to define goals and develop a comprehensive continuum of services for runaway & homeless youth

- Educate the community regarding youth issues, needs and problems and advocate for the adoption of strong legislation to better serve our youth
- Continue to provide technical assistance to the 24 municipalities in Broome County, which receive recreation and youth service funds through the Youth Bureau
- Support promoting private and public partnerships in planning, bringing together towns, villages, social agencies and private citizens
- The Youth Bureau will support programs that promote asset building and skills for healthy youth development
- The Youth Bureau will continue to support outcome based funding for all of its contracted services
- The Youth Bureau will collaborate with Probation and DSS regarding the PINS population and revise the PINS plan
- The Youth Bureau will provide management and monitoring for contracted services and municipal youth programs
- The Youth Bureau, in collaboration with the ICP Team, will develop a new three year plan for 2006-2009
- Coordinate and conduct needs assessment activities involving community members and local human service agencies

2006 BUDGET HIGHLIGHTS

- Continue to document statistics pertaining to Youth Services and programs. Data essential in reviewing trends and recommending funding addressing gaps in the community.
- Continue to maintain Youth Services Program costs to state aid support level
- Continue to act as the lead entity in planning efforts for youth in Broome County

64 0011 Youth Bureau
0029

<u>Title of Position</u>	<u>Grade/Unit</u>	<u>2004 Actuals</u>	<u>As of Sept. 1, 2005 Current Authorized</u>	<u>2006 Requested</u>	<u>2006 Recommended</u>	<u>2006 Adopted</u>
Executive Director Youth Bureau	A Admin	1	1	1	1	1
Youth Services Specialist	18 CSEA	<u>1</u>	<u>1</u>	<u>1</u>	<u>1</u>	<u>1</u>
Total Full-Time Positions		2	2	2	2	2
Senior Account Clerk Typist	9 CSEA	<u>1</u>	<u>1</u>	<u>1</u>	<u>1</u>	<u>1</u>
Total Part-Time Positions		1	1	1	1	1
TOTAL POSITIONS		3	3	3	3	3

BROOME COUNTY GOVERNMENT
 REVENUE AND APPROPRIATION SUMMARY
 BY DEPARTMENT

SUBFUND :101 GENERAL OPERATING
 DEPARTMENT:64 YOUTH BUREAU

SUBJECT	SUBJECT TITLE	2004 YTD ACTUALS	2005 BUDGET	2005 YTD ACTUAL THRU 8/31	2006 BUDGET REQUESTED	2006 BUDGET RECOMMENDED	2006 ADOPTED BUDGET
CHARACTER :02 DEPARTMENTAL INCOME							
0549	CHARGEBACK TO GRANTS				8,000	8,000	8,000
CHARACTER 02 SUBTOTAL					8,000	8,000	8,000
CHARACTER :08 STATE AID							
0336	YOUTH BUREAU	42,472	42,472	14,851	40,815	40,815	40,815
0338	YOUTH SERVICE PROGRAMS	217,199	226,511	105,689	245,632	245,632	245,632
CHARACTER 08 SUBTOTAL		259,671	268,983	120,540	286,447	286,447	286,447
TYPE R SUBTOTAL		259,671	268,983	120,540	294,447	294,447	294,447
CHARACTER :10 PERSONAL SERVICE							
1000	SALARIES FULL-TIME	100,728	92,821	45,311	90,301	90,301	90,301
1500	SALARIES PART-TIME	11,202	11,812	7,183	12,133	12,133	12,133
1900	SALARIES SHIFT DIFFERENTIAL	697					
1960	DISCRETIONARY SALARY SAVINGS		-3,100				
CHARACTER 10 SUBTOTAL		112,627	101,533	52,494	102,434	102,434	102,434
CHARACTER :40 CONTRACTUAL EXPENDITURES							
4311	BOOKS AND SUBSCRIPTIONS	20	20	25	55	55	55
4319	OFFICE SUPPLIES	1,280	1,700	559	1,700	1,700	1,700
4418	DUES AND MEMBERSHIPS	300	400	400	400	400	400
4448	ADVERTISING AND PROMOTION EXPENSES	5					
4451	YOUTH SERVICE PROGRAMS	235,760	226,511	133,840	245,632	245,632	245,632
4461	MILEAGE AND PARKING-LOCAL	388	600	191	550	550	550
4462	TRAVEL HOTEL AND MEALS	719	750		750	750	750
4463	EDUCATION AND TRAINING	76	650	84	650	650	650
4466	ADVISORY BD/TRUSTEES EXPENSES	231	175		200	200	200
4518	COPYING MACHINE RENTALS	1,763	3,515	2,104	3,515	3,515	3,515
CHARACTER 40 SUBTOTAL		240,542	234,321	137,203	253,452	253,452	253,452

BROOME COUNTY GOVERNMENT
REVENUE AND APPROPRIATION SUMMARY
BY DEPARTMENT

SUBFUND :101 GENERAL OPERATING
DEPARTMENT:64 YOUTH BUREAU

SUBJECT	SUBJECT TITLE	2004 YTD ACTUALS	2005 BUDGET	2005 YTD ACTUAL THRU 8/31	2006 BUDGET REQUESTED	2006 BUDGET RECOMMENDED	2006 ADOPTED BUDGET
CHARACTER :41	CHARGEBACK EXPENSES						
4602	INSURANCE PREMIUM CHARGEBACK	5	9	5	12	12	12
4614	OTHER CHARGEBACK EXPENSES	100			100	100	100
CHARACTER 41 SUBTOTAL		105	9	5	112	112	112
CHARACTER :60	PRINCIPAL ON INDEBTEDNESS						
6008	PRINCIPAL ON CAPITAL LEASE	1,341					
CHARACTER 60 SUBTOTAL		1,341					
CHARACTER :70	INTEREST ON INDEBTEDNESS						
7005	INTEREST ON CAPITAL LEASE	86					
CHARACTER 70 SUBTOTAL		86					
CHARACTER :80	EMPLOYEE BENEFITS						
8010	STATE RETIREMENT	11,147	12,032	4,575	15,775	15,775	15,775
8030	SOCIAL SECURITY	8,278	8,005	3,723	7,836	7,836	7,836
8040	WORKERS COMPENSATION	715	1,000	395	877	877	877
8050	LIFE INSURANCE	56	72	38	72	72	72
8060	HEALTH INSURANCE	10,890	13,082	10,759	25,021	25,021	25,021
8063	DISABILITY INSURANCE	248	240	159	240	240	240
CHARACTER 80 SUBTOTAL		31,334	34,431	19,649	49,821	49,821	49,821
TYPE X SUBTOTAL		386,035	370,294	209,351	405,819	405,819	405,819
DEPARTMENT 64 SUBTOTAL		-126,364	-101,311	-88,811	-111,372	-111,372	-111,372

UNALLOCATED ITEMS

<u>DEPARTMENT/DIVISION</u>	<u>PAGE</u>
Special Objects of Expense	491
Other--Contractual Agencies	493
Debt Service	496
Interfund Transfers	499

UNALLOCATED ITEMS

SPECIAL OBJECTS
OTHER CONTRACT AGENCIES
DEBT SERVICE
INTERFUND TRANSFERS

EXECUTIVE

SPECIAL OBJECTS OF EXPENSE

- Municipal Association Dues
- Unallocated Fringes
- Landfill Closure Costs (Prior Benefit)
- Contingency

OTHER CONTRACT AGENCIES

- Libraries Local
- Four County Library
- Opportunities for Broome
- Cooperative Extension
- Soil Conservation District
- ACCORD
- Promotions of Industry & Conventions
 - Convention Bureau
- Roberson Museum

FINANCE

SPECIAL OBJECTS OF EXPENSE

- Tax Advertising Expense
- Judgement & Claims
- Taxes Acquired Property Expense
- Other Community College Tuition
- Contributions to BCC
- Sales Tax Certificates
- Hotel Motel Tax
- Bicentennial

DEBT SERVICE (GENERAL FUND)

- Issue Expense
- Serial Bonds
- Bond Anticipation Notes (BANS)
- Capital Notes
- Certificates of Participation (COPS)
- Budget Notes

INTERFUND TRANSFERS

- Capital Fund (General Fund)
- Enterprise Fund
- Special Revenue Fund

UNALLOCATED ITEMS

Introduction

Unallocated Items present the miscellaneous expenditure and revenue items, which are not appropriately presented elsewhere in a specific department. This section of the budget contains four components designated as departments for accounting convenience, but without such recognition in the Charter. The four components are: **Special Objects of Expense; Other Contractual Agencies; Debt Service;** and **Interfund Transfers.**

SPECIAL OBJECTS OF EXPENSE

Introduction

This unit contains the most varied of the expenditure and revenue items arranged by function or program.

Appropriations

General Government

The administration of property taxes requires several expenditure accounts. **Tax Advertising and Expenses (4757)** are the advertising and other legal expenses incurred in enforcing property tax collection. **Tax Acquired Property Expenses (4756)** are expenses incurred in the maintenance of property acquired by the County for non-payment of taxes. In addition, provision has been made for the costs associated with the **Sale of Tax Certificates (4727)**. This represents the amount set aside in reserves as the estimate of sold tax sale certificates which will not be collected and which will be bought back at a future date. Amounts also include the costs associated with the sales.

Judgments and Claims (4753) are payments for judgements against the County.

Municipal Association Dues (4758) are for the County's membership in the New York State Association of Counties and the National Association of Counties. Additional membership specific to a particular department is shown in each department. Cost of membership is generally based upon population.

Advertising and Promotion Expense (4448) represents the County payment associated with BC Open expense.

The **Contingent Account (4752)** is established according to Article VI, Section 604, B, (2) and operated according to Section 609 of the Administrative Code. It is the County Executive's estimate of unexpected expenditures, which may arise during the year.

The **Bicentennial Account (5019)** has been established to account for Broome County's Bicentennial celebration expenditures.

Education

Other Community College Tuition (4508) is Broome County's **mandated** share of the costs of Broome's citizens attending another New York community college. This amount serves as the sponsor share required to match state aid and tuition to finance local community colleges.

Contributions to Broome Community College (BCC) (4509) is the county's share of operating costs for the budget year. Although presented as a contractual expenditure, this is essentially an interfund transfer of resources required to balance the Community College fund. Because the Community College's fiscal year is the same as its academic year, the County Legislature adopts BCC's budget during the summer and commits the County to appropriate the local sponsor's share in the upcoming budget year. The Community College's capital and debt service requirements are also presented in this section of the budget (see **Debt Service** and **Interfund Transfers** below).

Public Safety

Justices and Constables (4733) record the **mandated** quarterly payment of court costs incurred by town courts operating outside of normal County Court hours. This account is administered by the Law Department. The payments are made to the state as reimbursement.

Undistributed

Certain employee fringe benefit calculations are aggregated upon a countywide or fund level in **Unallocated Employee Benefits** instead of a departmental basis. **Unemployment** (8070) and **State Retirement** (8010) are unallocated costs as are the costs for **Health Insurance** (8060) and Medicare for retired employees whose

department may no longer exist (i.e., Courts or Chenango Bridge Nursing Home).

Other Chargeback Expense (4614) is payment to the Solid Waste Management fund for costs associated with Solid Waste Expense before implementation of the tipping fee. The costs cannot be assigned to the tipping fee because the benefit received preceded current use (Colesville Landfill closure, etc.).

The amount in **Salary and Fringe Benefit accounts** represents the cost of implementing salary and fringe benefit adjustments not included in department budgets. These accounts are also used to balance requested and/or base budgets with recommended and adopted increases.

Revenue

There is a recovery of **Charges for Tax Advertising** (0014) from the sale of property acquired for tax purposes. **Hotel/Motel Tax** (0006) partially offsets the expense associated with Advertising and Promotion (4448).

Property Tax (0001) is the amount of the tax sale certificate reserve in excess of the amount needed to buy back uncollected property tax receivables.

BROOME COUNTY GOVERNMENT
REVENUE AND APPROPRIATION SUMMARY
BY DEPARTMENT

SUBFUND :101 GENERAL OPERATING
DEPARTMENT:90 SPECIAL OBJECTS OF EXPENDITURES

SUBJECT	SUBJECT TITLE	2004 YTD ACTUALS	2005 BUDGET	2005 YTD ACTUAL THRU 8/31	2006 BUDGET REQUESTED	2006 BUDGET RECOMMENDED	2006 ADOPTED BUDGET
CHARACTER :01 TAX ITEMS							
0006	HOTEL/MOTEL OCCUPANCY TAX	3,281		338,421			
CHARACTER 01 SUBTOTAL		3,281		338,421			
CHARACTER :02 DEPARTMENTAL INCOME							
0014	CHGS FOR TAX ADV/REDEMPTION EXP	13,272	17,000	1,211	17,000	17,000	17,000
0651	PART D MEDICARE CREDITS				392,000	392,000	392,000
CHARACTER 02 SUBTOTAL		13,272	17,000	1,211	409,000	409,000	409,000
TYPE R SUBTOTAL		16,553	17,000	339,632	409,000	409,000	409,000
CHARACTER :10 PERSONAL SERVICE							
1950	SALARY ADJUSTMENTS		-54,311		-893,200	-893,200	1,569,113
1960	DISCRETIONARY SALARY SAVINGS						-893,200
CHARACTER 10 SUBTOTAL			-54,311		-893,200	-893,200	675,913
CHARACTER :40 CONTRACTUAL EXPENDITURES							
4448	ADVERTISING AND PROMOTION EXPENSES	3,000	3,200	3,000	3,400	3,400	3,400
4508	OTHER COMM COLLEGES TUITION	335,755	300,000	207,702	400,000	400,000	400,000
4509	CONTRIBUTION TO BROOME COMM COLLEGE	5,685,376	5,985,376	5,985,376	6,194,864	6,194,864	6,194,864
4733	JUSTICES AND CONSTABLE FEES	8,850	10,000	5,790	10,000	10,000	10,000
4752	CONTINGENT FUND		100,000		100,000	100,000	103,001
4753	JUDGEMENTS AND CLAIMS				10,000	10,000	10,000
4756	TAX ACQUIRED PROPERTY EXPENSES			1,890			
4757	TAX ADVERTISING AND EXPENSE	10,889	17,000		17,000	17,000	17,000
4758	MUNICIPAL ASSN DUES	19,121	20,000	15,349	20,500	20,500	20,500
CHARACTER 40 SUBTOTAL		6,062,991	6,435,576	6,219,107	6,755,764	6,755,764	6,758,765

BROOME COUNTY GOVERNMENT
 REVENUE AND APPROPRIATION SUMMARY
 BY DEPARTMENT

SUBFUND :101 GENERAL OPERATING
 DEPARTMENT:90 SPECIAL OBJECTS OF EXPENDITURES

SUBJECT	SUBJECT TITLE	2004 YTD ACTUALS	2005 BUDGET	2005 YTD ACTUAL THRU 8/31	2006 BUDGET REQUESTED	2006 BUDGET RECOMMENDED	2006 ADOPTED BUDGET
CHARACTER :41	CHARGEBACK EXPENSES						
4614	OTHER CHARGEBACK EXPENSES	64,491	201,920		41,400	41,400	41,400
CHARACTER 41 SUBTOTAL		64,491	201,920		41,400	41,400	41,400
CHARACTER :80	EMPLOYEE BENEFITS						
8010	STATE RETIREMENT		-6,517				-1,518,515
8030	SOCIAL SECURITY		-4,155				
8060	HEALTH INSURANCE	127,041	132,694	87,215	132,001	132,001	132,001
8070	UNEMPLOYMENT INSURANCE		10,000		50,000	50,000	50,000
CHARACTER 80 SUBTOTAL		127,041	132,022	87,215	182,001	182,001	-1,336,514
TYPE X SUBTOTAL		6,254,523	6,715,207	6,306,322	6,085,965	6,085,965	6,139,564
DEPARTMENT 90 SUBTOTAL		-6,237,970	-6,698,207	-5,966,690	-5,676,965	-5,676,965	-5,730,564

Other Contract Agencies

Introduction

Section 224 of County Law permits counties to support the services of specified types of non-profit organizations; corporations, associations, and agencies provided the services are rendered within the supporting county.

Public Safety

Opportunities for Broome provides counseling services formerly provided by PROBE.

Economic Assistance & Opportunity

The **Convention Bureau** (5060) is a unit of the Broome County Chamber of Commerce. It is responsible for attracting meetings, conferences, trade shows and visitors to our community. The staff attends selected trade shows, participates in information centers, conducts sales blitzes, and produces a variety of promotional material on Broome County. The County's support for this bureau is offset by the collection of a hotel/motel tax. County support for the Broome County Arts Council, Discovery Center, Broome County Historical Society and Southern Tier Zoological Society is provided through the Convention Bureau and is financed by the Hotel/Motel Occupancy tax.

Culture & Recreation

The **Aid to Local Libraries** (5063) compensates municipally funded libraries in Broome County for the added expense of non-resident use. This expense funds non-resident taxpayer supported expense of operating local libraries.

Located within Ross Park Zoo in Binghamton, the **Discovery Center** (5011) provides participatory exhibits for children.

The **Four County Library System (FCLS)** (5062) utilizes Broome County funds to defray half the cost of bookmobile service to thirteen communities, nursing homes and correctional facilities, most of which do not have ready access to public library service. FCLS pays the other half of the costs of this program from its own funds. The funds also provide delivery service to each of the public libraries in Broome, enabling them to share their resources more efficiently, thereby providing better service.

Home & Community

ACCORD (5057) – **A Center for Dispute Resolution** is one of 62 New York State Community Dispute Resolution Centers operating under contract with the Office of Court Administration. As such, ACCORD provides mediation and conciliation services to Broome and Tioga County residents for the resolution of civil offenses, minor criminal cases and selected felony cases.

The **Broome County Soil and Water Conservation District** (5054) provides two services. The District's main goal is to provide technical information relative to the land occupiers of the County, including farmers, residents, public landholder, etc. Technical information is available on a one-on-one basis, including information on soils, drainage, water storage, critical area seeding, tree planting for forestry purposes, fish stocking and land management techniques to reduce erosion. Special efforts encourage the use of no-till and minimum tillage techniques. The District specializes in application of critical and recreational area hydro seeding, especially on public properties. Other ongoing programs include a yearly tree seedling sale, reforestation tree planting, and fish stocking (both for private and

public waters). When stream protection is completed for County or Towns, all costs are charged to the municipality involved.

Cornell Cooperative Extension Association (5053) of Broome County teaches youth and adults skills to deal with issues important to today's society: nutrition; family and youth development; agriculture; environment; and quality labor force. Using research and resources from Cornell University, staff and trained volunteers enable learners, through informal hands-on experiences, to decide about and act on information critical to their lives. County funds, as the core of support since 1912, are supplemental with state, federal and grant funds. The association offices are located at 840 Front Street, Binghamton.

BROOME COUNTY GOVERNMENT
 REVENUE AND APPROPRIATION SUMMARY
 BY DEPARTMENT

SUBFUND :101 GENERAL OPERATING
 DEPARTMENT:91 OTHER-CONTRACTUAL AGENCIES

SUBJECT	SUBJECT TITLE	2004 YTD ACTUALS	2005 BUDGET	2005 YTD ACTUAL THRU 8/31	2006 BUDGET REQUESTED	2006 BUDGET RECOMMENDED	2006 ADOPTED BUDGET
CHARACTER :01 TAX ITEMS							
0006	HOTEL/MOTEL OCCUPANCY TAX	756,137	735,000		735,000	800,000	800,000
CHARACTER 01 SUBTOTAL		756,137	735,000		735,000	800,000	800,000
TYPE R SUBTOTAL		756,137	735,000		735,000	800,000	800,000
CHARACTER :40 CONTRACTUAL EXPENDITURES							
5008	BROOME COUNTY ARTS COUNCIL		193,925	96,963	213,000	199,743	193,925
5011	DISCOVERY CENTER		13,466	13,466	50,000	13,870	13,466
5015	ROBERSON CENTER				50,000		
5019	BROOME COUNTY BICENTENNIAL				20,000	20,000	20,000
5051	BROOME COUNTY HISTORICAL SOCIETY		35,000	26,250	41,500	36,050	35,000
5053	BROOME CO COOP EXT ASSN	413,250	433,913	325,435	455,609	446,930	433,913
5054	SOIL CONSERVATION SERVICE	61,750	84,000	63,000	98,000	86,520	84,000
5057	ACCORD DISPUTE RESOLUTION CENTER	11,296	11,861	11,861	12,734	12,217	11,861
5060	CONVENTION BUREAU	736,175	400,000	300,000	416,000	412,000	400,000
5062	FOUR COUNTY LIBRARY SYSTEM	38,000	39,900	39,900	60,000	41,097	39,900
5063	AID TO LOCAL LIBRARIES	689,580	2,225,148	282,847	357,938	357,938	357,938
5064	SO TIER ZOOLOGICAL SOC	24,354	366,250	366,250	475,000	377,238	366,250
5080	OPPORTUNITIES FOR BROOME	38,592	38,592	19,296	40,492	39,750	38,592
CHARACTER 40 SUBTOTAL		2,012,997	3,842,055	1,545,268	2,290,273	2,043,353	1,994,845
TYPE X SUBTOTAL		2,012,997	3,842,055	1,545,268	2,290,273	2,043,353	1,994,845
DEPARTMENT 91 SUBTOTAL		-1,256,860	-3,107,055	-1,545,268	-1,555,273	-1,243,353	-1,194,845

Debt Service
(General Fund only)

Introduction

This unit presents the repayment of principal and interest costs incurred by the General Fund. It also includes debt service for the Community College. Debt service related to projects undertaken for the New York State Courts System is a County responsibility and included here.

Bond and Note Issue Expenses for issuing debt for the entire County are presented here. These costs are for legal advice (commonly referred to as bond counsel), financial advice and the advertising and printing costs of the debt instruments.

A detailed description of **Principal and Interest** as well as the various debt instruments (**Serial Bond, Bond Anticipation Note, Capital Note, Budget Note**, etc.) is supplied in the **Supplementary** section of the budget. It should be noted that these costs are backed by the full faith and credit of the County.

Additionally, transactions involving the financing of the Public Safety Complex Project through **Certificates of Participation (COP's)** is provided for in this budget.

BROOME COUNTY GOVERNMENT
 REVENUE AND APPROPRIATION SUMMARY
 BY DEPARTMENT

SUBFUND :101 GENERAL OPERATING
 DEPARTMENT:92 DEBT SERVICE

SUBJECT	SUBJECT TITLE	2004 YTD ACTUALS	2005 BUDGET	2005 YTD ACTUAL THRU 8/31	2006 BUDGET REQUESTED	2006 BUDGET RECOMMENDED	2006 ADOPTED BUDGET
CHARACTER :02 DEPARTMENTAL INCOME							
0027	MISCELLANEOUS		15,000				
CHARACTER 02 SUBTOTAL			15,000				
CHARACTER :07 MISC/INTERFUND REVENUES							
0233	EARNINGS ON TEMPORARY INVESTMENTS	47,763					
0613	TRANSFER OF COPS RESERVE	208,138	207,005	104,339	207,005	207,005	207,005
CHARACTER 07 SUBTOTAL		255,901	207,005	104,339	207,005	207,005	207,005
TYPE R SUBTOTAL		255,901	222,005	104,339	207,005	207,005	207,005
CHARACTER :40 CONTRACTUAL EXPENDITURES							
4723	BOND AND NOTE ISSUE EXPENSE	29,710	75,000	59,657	75,000	60,000	60,000
CHARACTER 40 SUBTOTAL		29,710	75,000	59,657	75,000	60,000	60,000
CHARACTER :60 PRINCIPAL ON INDEBTEDNESS							
6000	PRINCIPAL ON SERIAL BONDS	429,640	615,639	615,639	923,517	923,517	923,517
6001	PRINCIPAL ON BANS	125,111	471,983	471,983			
CHARACTER 60 SUBTOTAL		554,751	1,087,622	1,087,622	923,517	923,517	923,517

BROOME COUNTY GOVERNMENT
 REVENUE AND APPROPRIATION SUMMARY
 BY DEPARTMENT

SUBFUND :101 GENERAL OPERATING
 DEPARTMENT:92 DEBT SERVICE

SUBJECT SUBJECT TITLE	2004 YTD ACTUALS	2005 BUDGET	2005 YTD ACTUAL THRU 8/31	2006 BUDGET REQUESTED	2006 BUDGET RECOMMENDED	2006 ADOPTED BUDGET
CHARACTER :70 INTEREST ON INDEBTEDNESS						
7000 INTEREST ON SERIAL BONDS	391,240	512,870	512,870	824,824	824,824	824,824
7001 INTEREST ON BANS	20,657	64,703	64,703			
7003 INTEREST ON BUDGET NOTES	4,292					
7006 INTEREST ON COPS	847,613	847,613	423,806	847,613	847,613	847,613
CHARACTER 70 SUBTOTAL	1,263,802	1,425,186	1,001,379	1,672,437	1,672,437	1,672,437
TYPE X SUBTOTAL	1,848,263	2,587,808	2,148,658	2,670,954	2,655,954	2,655,954
DEPARTMENT 92 SUBTOTAL	-1,592,362	-2,365,803	-2,044,319	-2,463,949	-2,448,949	-2,448,949

Interfund Transfers (General Fund only)

Introduction

This unit presents the resources to be moved from the General Fund to support operations in other funds or to fund the General Fund's capital projects. The interfund transfer is the mechanism that allocates general revenues to the various capital, special and proprietary subfunds. Certain end of the accounting period adjustments may also occur in these accounts.

All government operating funds must balance – revenues must equal expenditures. If a transfer or contribution from the General Fund is required to balance an operating subfund, it is listed as required tax support in **Schedules 1 and 2 – the Summary by Funds** (immediately following the Budget Message).

The reader should note that these transfers are not used when calculating the total size of the County's operating budget. The transfer is both an appropriation to the General Fund and a revenue required by another subfund needed to support its total spending needs. Because it has a “doubling” effect on both appropriations and revenue, common practice removes such internal transfers.

Unlike the operating subfunds, the transfer required by the Community College is presented as a contractual appropriation (an obligation incurred when the Community College's budget is adopted during the previous summer). It is presented under **Special Objects of Expense** as a contractual expense item. This “transfer” is counted as part of the County's operating budget because the College's total operating costs are not included in the operating budget due to the different fiscal periods.

Presented in this section of the budget, are Transfers to Capital for projects sponsored by the General Fund departments and by Broome Community College. These amounts will appear under subobject 9004 **Transfer to Capital**. The details of the transfers required for the Capital fund are listed by department in the **Capital Budget** and in the **Capital Program**. The required amounts are appropriated in the proper fund. (No down payment is required on Capital Projects per State Law.)

BROOME COUNTY GOVERNMENT
 REVENUE AND APPROPRIATION SUMMARY
 BY DEPARTMENT

SUBFUND :101 GENERAL OPERATING
 DEPARTMENT:93 INTERFUND TRANSFERS

SUBJECT SUBJECT TITLE	2004 YTD ACTUALS	2005 BUDGET	2005 YTD ACTUAL THRU 8/31	2006 BUDGET REQUESTED	2006 BUDGET RECOMMENDED	2006 ADOPTED BUDGET
CHARACTER :07 MISC/INTERFUND REVENUES						
0225 TRANSFER FROM ENTERPRISE FUND	1,480,616					
0232 UNUSED CAPITAL FUND	568					
CHARACTER 07 SUBTOTAL	1,481,184					
TYPE R SUBTOTAL	1,481,184					
CHARACTER :90 TRANSFERS						
9004 TRANSFER TO CAPITAL FUND				147,000	109,000	109,000
9006 TRANSFER TO ENTERPRISE FUND	704,117	793,527	793,527	5,991,695	5,991,695	4,095,754
9007 CONTB TO COMM COLLEGE	374,790					
9008 TRANSFER TO TAX STABILIZATION FUND		2,016,570				1,577,993
9009 TRNSFERS TO SPECIAL REVENUE FUND	7,265,517	8,864,622	8,864,622	9,785,531	9,785,531	9,765,313
CHARACTER 90 SUBTOTAL	8,344,424	11,674,719	9,658,149	15,924,226	15,886,226	15,548,060
TYPE X SUBTOTAL	8,344,424	11,674,719	9,658,149	15,924,226	15,886,226	15,548,060
DEPARTMENT 93 SUBTOTAL	-6,863,240	-11,674,719	-9,658,149	-15,924,226	-15,886,226	-15,548,060
SUBFUND 101 SUBTOTAL	56,379,500	41,892,895	34,272,100	-28,241,713	42,245,765	42,245,764

CAPITAL BUDGET

<u>DEPARTMENT/DIVISION</u>	<u>PAGE</u>
2005 Capital Program	503
Summary of Debt	516
History of Debt Service	517
Serial Bonds	518
Certificates of Participation	526
BANs	527
Statement of Authorized and Un-borrowed Debt	528
Authorized Capital Projects	529
Debt Statement Summary	534
Community College Debt Liability & Payment History	535

CAPITAL BUDGET

November 7, 2005

Honorable Broome County Legislators

Re: Modification to 2006 Capital Improvement Program

To be consistent with the Official Statement for prospective investors in Tobacco Bonds being issued by Broome County in consortium with 24 other counties and as required by New York State rules and regulations as well as the United States Securities and Exchange Commission and various U.S. Department of Treasury and Internal Revenue Code regulations, I hereby submit the required modification to the 2006-2011 Capital Improvement Program.

2006 PROJECTS

<u>Project Name</u>	<u>Total Amount</u>	<u>State Aid</u>	<u>Tobacco Bonds</u>
New/Reconstruction of Justice Building	\$18,000,000		\$18,000,000
BCC Technology/Communications Bldg.	\$35,000,000	\$17,500,000	\$17,500,000
New Central Kitchen Building	\$6,000,000		\$6,000,000
Central Kitchen Equipment	\$774,160		\$774,160
Solid Waste Leachate Treatment Plant	<u>\$3,080,000</u>		<u>\$3,080,000</u>
	\$62,854,160	\$17,500,000	\$42,274,160

Provided however, that the above projects be reduced to an amount no greater than the net proceeds provided by the Tobacco Bond issue.

And further provided that the BCC Technology/Communications Building be eliminated from consideration unless Broome County receives certification from New York State of their intention to provide 50% of this project's cost within a time schedule consistent with our spend down requirements pursuant to the covenants contained in the closing bond documents. This determination will be made by the Broome County Executive in consultation with BCC and New York State officials as well as advice from our bond counsel.

None of the above precludes the County from modifying the above projects to complete all of the above by reducing the amounts expended for each or by substituting other sources of financing.

Barbara J. Fiala
Broome County Executive

2006 Adopted Capital Program

<i>Project Title and Description</i>	<i>Estimated Project Cost</i>	<i>Distribution of Cost</i>			<i>County Sources</i>		<i>Period Probable Use</i>	<i>Finance Law Sec. 11.00</i>	<i>Annual Added to Taxes</i>	<i>Percent Increase</i>
		<i>Fed/Other</i>	<i>State</i>	<i>County</i>	<i>Bond</i>	<i>Fees</i>				
AVIATION										
1 AIRPORT ENTRANCE ROAD IMPROVEMENT This project will involve the design/construction work associated with the repaving of the airport's primary access roadway system while also improving drainage, installing curbs, new signage/lighting, and new landscaping materials.	\$1,111,000	\$1,055,450	\$27,775	\$27,775	\$55,550	\$27,775	10	20(b)	\$0	0.0000 %
2 AIRPORT MASTER PLAN STUDY This project will update the airport's Master Plan, which was last updated in 1994. This planning document is a part of the on-going process necessary to ensure adequate and compatible improvements at the Greater Binghamton Airport.	\$250,000	\$0	\$0	\$250,000	\$250,000	\$250,000	5	64	\$0	0.0000 %
3 OBSTRUCTION REMOVAL PROJECT This project will consist of the removal of tree obstruction that have penetrated the airport's FAR Part 77 imaginary surfaces, which must remain clear per federal regulations.	\$100,000	\$95,000	\$2,500	\$2,500	\$5,000	\$2,500	10	14	\$10,000	0.0195 %
4 RUNWAY 10/28 SAFETY AREA IMPROVEMENT Per Federal Aviation Administration mandates, this project will consist of expanding the non-paved runway safety areas on the approach ends of runway 10/28. This will be completed through the placement of fill on both ends of the runway 10/28 to level the terrain. All associated drainage and grading issues will be resolved in this project as well.	\$2,700,000	\$2,565,000	\$67,500	\$67,500	\$135,000	\$67,500	30	15	\$10,000	0.0195 %
5 TAXIWAY REHABILITATION - DESIGN This project will involve the design and required to perform the sub-surface rehabilitation and re-surfacing of selected taxiways. This project will enhance aircraft operating safety on taxiway surfaces at the airport.	\$300,000	\$285,000	\$7,500	\$7,500	\$15,000	\$7,500	5	62	\$0	0.0000 %
AVIATION 2006 Total	\$4,461,000	\$4,000,450	\$105,275	\$355,275	\$460,550	\$355,275			\$20,000	0.0390 %

“Annual Added to Taxes” is calculated with the PPU and Bond amount. This does not include any portion of a project that is supported by fees.

2006 Adopted Capital Program

Project Title and Description	Estimated Project Cost	Distribution of Cost			County Sources		Period Probable Use	Finance Law Sec. 11.00	Annual Added to Taxes	Percent Increase
		Fed/Other	State	County	Bond	Fees				
BCC										
6 TECHNOLOGY INITIATIVE New technology is available to monitor and control buildings, their systems, spaces and access. The initiative is to improve campus security systems and controls. Security systems will include building entrance monitoring and access controls. Additionally there is the desire to implement other security components used to monitor and control vehicle activity on site	\$315,000	\$0	\$157,500	\$157,500	\$315,000	\$0	5	81 (b)	\$0	0.0000 %
7 UPDATE MASTER PLAN Conduct an existing condition analysis of campus site, structures, utilities, flow patterns, efficiencies, and compliance w/codes, rules & reg.'s. The State University Construction Fund requires an Updated Master Plan as rationale for future state funded capital projects. The existing plan generated in 1994 has been implemented. Ongoing changes in classroom and campus technology have evolved to where new methods of educating are increasing demands for specialty spaces to be planned for and constructed.	\$250,000	\$0	\$125,000	\$125,000	\$250,000	\$0	5	64	\$28,872	0.0563 %
8 WALES BUILDING RENOVATION Partial renovation of the BCC administrative (Wales) building. This renovation will include projects that will enhance the appeal of the Wales building.	\$400,000	\$200,000	\$200,000	\$0	\$400,000	\$200,000	25	12	\$0	0.0000 %
BCC 2006 Total	\$965,000	\$200,000	\$482,500	\$282,500	\$965,000	\$200,000			\$28,872	0.0563 %
CENTRAL FOODS										
9 EQUIPMENT REPLACEMENT The Central Kitchen is relocating and will need money added to the Capital Project for equipment. The estimates I have total \$774,160. This includes \$87,000 for coolers and freezers which could potentially be included in renovation costs. It also includes \$200,000 for an emergency generator that would be used to produce food in the event of a loss of power. The remainder is for equipment.	\$774,160	\$0	\$0	\$774,160	\$774,160	\$0	5	32	\$188,811	0.3683 %
CENTRAL FOODS 2006 Total	\$774,160	\$0	\$0	\$774,160	\$774,160	\$0			\$188,811	0.3683 %

“Annual Added to Taxes” is calculated with the PPU and Bond amount. This does not include any portion of a project that is supported by fees.

2006 Adopted Capital Program

Project Title and Description	Estimated Project Cost	Distribution of Cost			County Sources		Period Probable Use	Finance Law Sec. 11.00	Annual Added to Taxes	Percent Increase
		Fed/Other	State	County	Bond	Fees				
<i>DPW - ENGINEERING</i>										
10 WATERSHED ANNUAL MAINTENANCE Annual Maintenance to address sediment and other safety issues. On a primary bases utilize in-house staff and equipment when possible.	\$75,000	\$0	\$0	\$75,000	\$75,000	\$0	10	3	\$9,713	0.0189 %
DPW - ENGINEERING 2006 Total	\$75,000	\$0	\$0	\$75,000	\$75,000	\$0			\$9,713	0.0189 %
<i>DPW - ENGINEERING B&G</i>										
11 COUNTY BUILDINGS RENOVATIONS Purchase materials and supplies for unanticipated repairs/modifications to County Buildings due to unforeseen situations of code compliance, office renovations, structural features and material failures.	\$200,000	\$0	\$0	\$200,000	\$200,000	\$0	10	35	\$25,901	0.0505 %
12 COUNTY OFFICE BUILDING - CARPET Replacement of carpet as necessary.	\$100,000	\$0	\$0	\$100,000	\$100,000	\$0	5	35	\$23,097	0.0451 %
13 PUBLIC SAFETY FACILITY - Funds unanticipated repairs/renovations/maintenance at the Public Safety Facility to better maintain operations.	\$100,000	\$0	\$0	\$100,000	\$100,000	\$0	10	35	\$12,950	0.0253 %
14 SYSTEMATIC ROOF REPLACEMENT AT COUNTY A large majority of roofs at County Facilities are reaching the end of their useful life. This project addresses the need to systematically replace the roofs to reduce damage caused by leaks.	\$300,000	\$0	\$0	\$300,000	\$300,000	\$0	15	35	\$28,903	0.0564 %
DPW - ENGINEERING B&G 2006 Total	\$700,000	\$0	\$0	\$700,000	\$700,000	\$0			\$90,852	0.1772 %
<i>DPW - FLEET MANAGEMENT</i>										
15 DPW-FLEET REPLACEMENT Replace vehicles including but not limited to cars, light trucks and vans.	\$300,000	\$0	\$0	\$300,000	\$300,000	\$100,000	3	77	\$73,442	0.1433 %
DPW - FLEET MANAGEMENT 2006 Total	\$300,000	\$0	\$0	\$300,000	\$300,000	\$100,000			\$73,442	0.1433 %

“Annual Added to Taxes” is calculated with the PPU and Bond amount. This does not include any portion of a project that is supported by fees.

2006 Adopted Capital Program

Project Title and Description	Estimated Project Cost	Distribution of Cost			County Sources		Period Probable Use	Finance Law Sec. 11.00	Annual Added to Taxes	Percent Increase
		Fed/Other	State	County	Bond	Fees				
<i>DPW - HIGHWAYS</i>										
16 HIGHWAY RECONSTRUCTION Reconstruct county highways as needed based on pavement condition, sufficiency and priority.	\$2,000,000	\$0	\$0	\$2,000,000	\$2,000,000	\$0	15	20(c)	\$192,685	0.3758 %
DPW - HIGHWAYS 2006 Total	\$2,000,000	\$0	\$0	\$2,000,000	\$2,000,000	\$0			\$192,685	0.3758 %
<i>DPW - HIGHWAYS/ENGINEERING/BRIDGES</i>										
17 BEVIER ST. BRIDGE RECONSTRUCTION Construction portion for the reconstruction of Bevier St. Bridge in the City of Binghamton. Broome County would up-front \$6,200,000 and then would be reimbursed \$4,960,000 as the project progresses. 15% state aid may be granted at a later date.	\$6,200,000	\$4,960,000	\$0	\$1,240,000	\$1,240,000	\$0	40	10	\$72,265	0.1410 %
18 EAST WINDSOR RD BRIDGES/ROGERS RD. Design of East Windsor Rd. Bridges/Rogers Rd. Bridge (BIN 3349180, 3349190, 3349350) based on bi-annual ratings/inspection. County to advance entire project amount. Final cost to County is \$120,000 after Federal Reimbursement. 15% State aid may be granted at a later date.	\$600,000	\$480,000	\$0	\$120,000	\$120,000	\$0	5	62 (a)	\$27,717	0.0541 %
19 SOUTH STREET BRIDGE Construction phase of South Street Bridge (BIN#3349120) based on bi-annual ratings/inspections. County to up-front entire project amount. Final cost to county is \$40,000, federal and state reimbursement. 15% state aid may be granted at a later date.	\$1,150,000	\$920,000	\$0	\$230,000	\$230,000	\$0	20	10	\$18,456	0.0360 %
DPW - HIGHWAYS/ENGINEERING/BRIDGES 2006 Total	\$7,950,000	\$6,360,000	\$0	\$1,590,000	\$1,590,000	\$0			\$118,438	0.2310 %

“Annual Added to Taxes” is calculated with the PPU and Bond amount. This does not include any portion of a project that is supported by fees.

2006 Adopted Capital Program

Project Title and Description	Estimated Project Cost	Distribution of Cost			County Sources		Period Probable Use	Finance Law Sec. 11.00	Annual Added to Taxes	Percent Increase
		Fed/Other	State	County	Bond	Fees				
ELECTIONS										
20 ELECTRONIC VOTING MACHINES The Help America Vote Act (HAVA) of 2002 requires all states to use electronic voting machines that allow every voter, including those with disabilities (including visual) to vote independently and privately by the federal election of 2006. Under the current election law 1-203 the local legislative governing body shall provide sufficient voting machines to fully equip all districts. HAVA may also allow the state the opportunity to centralize the administration of voting under the county.	\$2,161,000	\$0	\$2,161,000	\$0	\$2,161,000	\$0	10	31	\$30,000	0.0585 %
ELECTIONS 2006 Total	\$2,161,000	\$0	\$2,161,000	\$0	\$2,161,000	\$0			\$30,000	0.0585 %
EMERGENCY SERVICES										
21 FIRE RADIO SYSTEM REPLACEMENT PHASE I Replace existing fire radio system with state of the art equipment with multiple frequencies. Existing equipment is in excess of 20 years old and reaching the end of its life.	\$500,000	\$0	\$0	\$500,000	\$500,000	\$0	10	98	\$64,752	0.1263 %
22 REGIONAL PUBLIC SAFETY TRAINING FACILITY to help provide funds for the construction on a regional live burn training facility to be constructed at the Fred W. Singer Fire Training Facility in Vestal. An increasing number of state fire courses are requiring live burns for completion. These must be conducted in certified live burn training facilities.	\$50,000	\$0	\$0	\$50,000	\$50,000	\$0	30	11a	\$5,253	0.0102 %
EMERGENCY SERVICES 2006 Total	\$550,000	\$0	\$0	\$550,000	\$550,000	\$0			\$70,005	0.1365 %

“Annual Added to Taxes” is calculated with the PPU and Bond amount. This does not include any portion of a project that is supported by fees.

2006 Adopted Capital Program

<i>Project Title and Description</i>	<i>Estimated Project Cost</i>	<i>Distribution of Cost</i>			<i>County Sources</i>		<i>Period Probable Use</i>	<i>Finance Law Sec. 11.00</i>	<i>Annual Added to Taxes</i>	<i>Percent Increase</i>
		<i>Fed/Other</i>	<i>State</i>	<i>County</i>	<i>Bond</i>	<i>Fees</i>				
<i>INFORMATION TECHNOLOGY</i>										
23 COMPUTER EQUIPMENT REPLACEMENT & Replacement of outdated PC's to keep with a cycle of replacing them every 5 to 6 years. The PC's need to be updated in order to be on an operating system that is supportable. Replacement of large centralized printers in various departments. Replacing servers and looking at consolidating where possible and moving to blade technology.	\$500,000	\$0	\$0	\$500,000	\$500,000	\$0	5	32	\$115,487	0.2253 %
INFORMATION TECHNOLOGY 2006 Total	\$500,000	\$0	\$0	\$500,000	\$500,000	\$0			\$115,487	0.2253 %

“Annual Added to Taxes” is calculated with the PPU and Bond amount. This does not include any portion of a project that is supported by fees.

2006 Adopted Capital Program

Project Title and Description	Estimated Project Cost	Distribution of Cost			County Sources		Period Probable Use	Finance Law Sec. 11.00	Annual Added to Taxes	Percent Increase
		Fed/Other	State	County	Bond	Fees				
LIBRARY										
24 COMPUTER REPLACEMENT - PUBLIC - PHASE I Replace 28 current computers. Technological advances to date have been significant and will continue to outpace the present equipment. As the library moves to more electronic resources that are graphic intense, the computers will need the increased speed and capacity equal to the demand.	\$49,000	\$0	\$0	\$49,000	\$49,000	\$0	5	32	\$11,318	0.0221 %
25 COMPUTER REPLACEMENT - STAFF - PHASE I Replace ten current computers. Technological advances to date have been significant and will continue to outpace the present equipment. As the library moves to more electronic resources staff machines will have to be able to access a wider range of media types for cataloging, circulation and collection management.	\$17,500	\$0	\$0	\$17,500	\$17,500	\$0	5	32	\$4,042	0.0079 %
26 COMPUTER REPLACEMENT - STAFF - PHASE II Replace 10 current computers that were acquired in 2000 at no cost to the County. Technological advances to date have been significant and will continue to outpace the present equipment.	\$25,000	\$0	\$0	\$25,000	\$25,000	\$0	5	32	\$5,774	0.0113 %
27 PARKING LOT SURFACE TREATMENT Library parking areas were built in 2000. After five winters the surface is deteriorating, cracks are appearing and the parking stripes are faint or worn away which creates unsafe parking conditions and patron complaints. Resealing now will prevent/delay costly repairs and replacement.	\$11,000	\$0	\$0	\$11,000	\$11,000	\$0	10	20b	\$1,425	0.0028 %
28 REPLACEMENT OF DECKER ROOM CARPET The current carpet was installed in 2000 at no cost to the County. Heavy use and five winters have taken a toll and will continue to do so. The Decker Room is a popular meeting venue for the County, City, State and Federal agencies as well as local profit and not-for-profit organizations. Between 2001-2004, nearly 50,000 people have attended 950 meetings.	\$51,000	\$0	\$0	\$51,000	\$51,000	\$0	5	35	\$11,780	0.0230 %

“Annual Added to Taxes” is calculated with the PPU and Bond amount. This does not include any portion of a project that is supported by fees.

2006 Adopted Capital Program

<i>Project Title and Description</i>	<i>Estimated Project Cost</i>	<i>Distribution of Cost</i>			<i>County Sources</i>		<i>Period Probable Use</i>	<i>Finance Law Sec. 11.00</i>	<i>Annual Added to Taxes</i>	<i>Percent Increase</i>
		<i>Fed/Other</i>	<i>State</i>	<i>County</i>	<i>Bond</i>	<i>Fees</i>				
29 SECURITY CAMERAS Library has one video surveillance camera in the main entrance/exit. Images from this camera have been used to identify and apprehend suspects of illegal/unsafe activity in the library (by Binghamton Police Dept. and Broome County Security.) A survey of incident reports and staff suggests that additional video cameras would provide a higher level of safety for both patrons and staff.	\$11,170	\$0	\$0	\$11,170	\$11,170	\$0	5	32	\$2,580	0.0050 %
LIBRARY	2006 Total	\$164,670	\$0	\$0	\$164,670	\$164,670	\$0		\$36,918	0.0720 %
<i>PARKS & RECREATION</i>										
30 OTSININGO PICNIC SHELTER NO. 2 Construct OTSININGO picnic shelter/pavilion No. 2 to accommodate 200-225 people with electric, drinking fountain, grills and picnic tables. Complete within fiscal period with no stated impact upon operating budget.	\$50,000	\$0	\$0	\$50,000	\$50,000	\$0	15	11(c)	\$4,817	0.0094 %
31 PARKS EQUIPMENT REPLACEMENT Replace based upon age and use, operating and maintenance equipment. Complete within the fiscal year with no stated impact upon operating budget. Three (3) pieces of equipment.	\$90,000	\$0	\$0	\$90,000	\$90,000	\$0	10	28	\$11,655	0.0227 %
32 PARKS SURFACE REHABILITATION Replace systematically asphalt or stone and oil overlays for roads, parking areas and walkways at the County Parks. Complete within the fiscal year with no stated impact upon operating budget.	\$100,000	\$0	\$0	\$100,000	\$100,000	\$0	5	20(a)	\$23,097	0.0451 %
PARKS & RECREATION	2006 Total	\$240,000	\$0	\$0	\$240,000	\$240,000	\$0		\$39,570	0.0772 %

“Annual Added to Taxes” is calculated with the PPU and Bond amount. This does not include any portion of a project that is supported by fees.

2006 Adopted Capital Program

<i>Project Title and Description</i>	<i>Estimated Project Cost</i>	<i>Distribution of Cost</i>			<i>County Sources</i>		<i>Period Probable Use</i>	<i>Finance Law Sec. 11.00</i>	<i>Annual Added to Taxes</i>	<i>Percent Increase</i>
		<i>Fed/Other</i>	<i>State</i>	<i>County</i>	<i>Bond</i>	<i>Fees</i>				
<i>PARKS & RECREATION/ARENA</i>										
33 ARENA PRIMARY ELECTRIC REPLACEMENT Cleaning and repair all 30 year old primary high voltage wire at the Broome County Veterans Memorial Arena. (Normal service life is 20 yrs).	\$75,000	\$0	\$0	\$75,000	\$75,000	\$0	10	13	\$9,713	0.0189 %
34 ARENA REPAIRS/RENOVATIONS Repairs, renovations and systematic maintenance at the Arena to better maintain operations and the facility. The facility has not been maintained adequately.	\$100,000	\$0	\$0	\$100,000	\$100,000	\$0	5	35	\$23,097	0.0451 %
PARKS & RECREATION/ARENA 2006 Total	\$175,000	\$0	\$0	\$175,000	\$175,000	\$0			\$32,810	0.0640 %
<i>PARKS & RECREATION/FORUM</i>										
35 FORUM REPAIRS/RENOVATIONS Repairs, renovations and systematic maintenance at the forum to better maintain operations and the facility. The facility has not been maintained adequately.	\$90,000	\$0	\$0	\$90,000	\$90,000	\$0	5	35	\$20,788	0.0405 %
PARKS & RECREATION/FORUM 2006 Total	\$90,000	\$0	\$0	\$90,000	\$90,000	\$0			\$20,788	0.0405 %
<i>PUBLIC TRANSPORTATION (Transit)</i>										
36 INTERMODAL TRANSIT TERMINAL Construct weather - protected, 24/7 terminal for use by BC transit, Broome County, Greyhound & Coach US/Shortline. Buses would no longer use Hawley Street as terminal.	\$11,406,000	\$9,125,000	\$1,141,000	\$1,140,000	\$2,281,000	\$0	30	11	\$114,159	0.2227 %
37 PUBLIC TRANSPORTATION FACILITY As an acknowledgement of our limited financial resources, our dept. has reduced the scope of work included in this project to only involve those items which at this time are the most critical to our ongoing operation. The revised scope involves the replacement of our building's HVAC system and the replacement of our bus wash system. Both of these items have become very difficult to properly operate and maintain.	\$650,000	\$520,000	\$65,000	\$65,000	\$130,000	\$0	5	32	\$15,013	0.0293 %
PUBLIC TRANSPORTATION (Transit) 2006 Total	\$12,056,000	\$9,645,000	\$1,206,000	\$1,205,000	\$2,411,000	\$0			\$129,172	0.2520 %

“Annual Added to Taxes” is calculated with the PPU and Bond amount. This does not include any portion of a project that is supported by fees.

2006 Adopted Capital Program

<i>Project Title and Description</i>	<i>Estimated Project Cost</i>	<i>Distribution of Cost</i>			<i>County Sources</i>		<i>Period Probable Use</i>	<i>Finance Law Sec. 11.00</i>	<i>Annual Added to Taxes</i>	<i>Percent Increase</i>
		<i>Fed/Other</i>	<i>State</i>	<i>County</i>	<i>Bond</i>	<i>Fees</i>				
<i>SHERIFF-ROAD PATROL</i>										
38 VEHICLE REPLACEMENT Replacement of Sheriff's road patrol and other police vehicles.	\$225,000	\$0	\$0	\$225,000	\$225,000	\$0	3	77	\$82,622	0.1612 %
SHERIFF-ROAD PATROL 2006 Total	\$225,000	\$0	\$0	\$225,000	\$225,000	\$0			\$82,622	0.1612 %
<i>SOLID WASTE MANAGEMENT</i>										
39 LANDFILL EQUIPMENT Purchase (1) pick-up truck, (1) loader, (1) Tractor Trailer, (1) slope mower, (1) tractor/flail mower & (1) Jeep. Revised equipment list and dollar amount.	\$310,000	\$0	\$77,500	\$232,500	\$310,000	\$232,500	10	6	\$0	0.0000 %
40 LEACHATE TREATMENT PLANT OUTFALL Onsite treatment and discharge of leachate as an alternative to hauling leachate to a waste water treatment plant.	\$3,080,000	\$0	\$770,000	\$2,310,000	\$3,080,000	\$2,310,000	25	6(a)	\$0	0.0000 %
41 SEIS OPTIONS FOR SECTION IV ACCESS. Feasibility and evaluation of options for access to section IV of the landfill and site location for a new maintenance garage and scale house.	\$187,500	\$0	\$37,500	\$150,000	\$187,500	\$150,000	10	6	\$0	0.0000 %
SOLID WASTE MANAGEMENT 2006 Total	\$3,577,500	\$0	\$885,000	\$2,692,500	\$3,577,500	\$2,692,500			\$0	0.0000 %

“Annual Added to Taxes” is calculated with the PPU and Bond amount. This does not include any portion of a project that is supported by fees.

2006 Adopted Capital Program

<i>Project Title and Description</i>	<i>Estimated Project Cost</i>	<i>Distribution of Cost</i>			<i>County Sources</i>		<i>Period Probable Use</i>	<i>Finance Law Sec. 11.00</i>	<i>Annual Added to Taxes</i>	<i>Percent Increase</i>
		<i>Fed/Other</i>	<i>State</i>	<i>County</i>	<i>Bond</i>	<i>Fees</i>				
<i>WPNH</i>										
42 NEW 380 BED FACILITY Existing building in need of major repair. Study indicated more efficient to build new building instead of renovating the existing building. Will get rebased for our Medicaid rate of reimbursement.	\$55,933,113	\$0	\$0	\$55,933,113	\$55,933,113	55,933,113	30	11(a)(1)	\$0	0.0000 %
43 NEW ELECTRICAL BEDS Replacement of old beds with new electrical beds for residents and staff safety.	\$250,000	\$0	\$0	\$250,000	\$250,000	\$175,000	5	32	\$17,323	0.0338 %
44 WPNH RESIDENT CONTAINED SMOKING AREA DOH regulations include having an indoor smoking area for residents. This room must be ventilated and have a structural separation between it and other common rooms.	\$100,000	\$0	\$0	\$100,000	\$100,000	\$70,000	10	56	\$3,885	0.0076 %
WPNH 2006 Total	\$56,283,113	\$0	\$0	\$56,283,113	\$56,283,113	\$56,178,113			\$21,208	0.0414 %
2006 CAPITAL PROGRAM GRAND TOTAL	\$93,247,443	\$20,205,450	\$4,839,775	\$68,202,218	\$73,241,993	\$59,525,888			\$1,301,393	2.5384 %

“Annual Added to Taxes” is calculated with the PPU and Bond amount. This does not include any portion of a project that is supported by fees.

SUMMARY OF DEBT

SUMMARY OF DEBT
as of December 31, 2005

	Bond Anticipation Notes	Serial Bonds	Certificates of Participation	Total Debt	Percent of Total
General Fund					
Community College	\$ -	\$ 4,059,829	\$ -	\$ 4,059,829	5.0%
All Other General Fund	\$ -	13,616,588	16,145,000	29,761,588	36.7%
Total General Fund	-	17,676,417	16,145,000	33,821,417	41.7%
Aviation	-	933,733		933,733	1.2%
Central Foods	-	157,000		157,000	0.2%
County Road	-	13,175,797		13,175,797	16.2%
Fleet Management	-	879,000		879,000	1.1%
Library	-	37,468		37,468	0.0%
Road Machinery	-	2,443,562		2,443,562	3.0%
Solid Waste	2,500,000	24,638,341		27,138,341	33.5%
Transit	-	146,356		146,356	0.2%
Veterans' Arena	-	186,931		186,931	0.2%
Willow Point Nursing Facility	-	2,165,542		2,165,542	2.7%
Total	\$ 2,500,000	\$ 62,440,147	\$ 16,145,000	\$ 81,085,147	100.0%

Schedule B

HISTORY OF DEBT SERVICE

	<u>2002 Actual Payments</u>	<u>2003 Actual Payments</u>	<u>2004 Actual Payments</u>	<u>2005 Budget Adopted</u>	<u>2006 Budget Recommended</u>
General Fund					
Community College	\$ 442,942	\$ 446,419	\$ 374,790	\$ 373,867	\$ 398,514
All Other General Fund	2,342,101	1,986,042	1,814,261	2,138,941	2,197,440
Total General Fund	<u>2,785,043</u>	<u>2,432,461</u>	<u>2,189,051</u>	<u>2,512,808</u>	<u>2,595,954</u>
Arena	148,376	28,510	24,672	24,243	23,830
* Aviation	215,270	113,958	167,293	120,455	99,948
* Central Food and Nutrition Services	56,731	54,044	51,350	-	16,160
County Road	1,172,037	932,155	716,477	935,967	1,318,248
* Fleet Management	-	-	-	106,000	90,473
Library	-	28,750	20,246	19,859	3,857
Road Machinery	128,534	158,189	130,720	150,824	246,276
* Solid Waste	2,767,098	3,904,376	3,483,952	3,055,230	3,308,957
* Transit	48,628	39,486	36,336	37,527	14,965
* Willow Point Nursing Facility	485,468	267,917	222,971	399,319	336,990
Total	<u>\$ 7,807,185</u>	<u>\$ 7,959,846</u>	<u>\$ 7,043,068</u>	<u>\$ 7,362,232</u>	<u>\$ 8,055,658</u>

* In the Proprietary funds principal charges, included here for comparison, reduce liabilities and are not an expense.

Serial Bonds

Summary of Serial Bond Issues	2006 Principal Beginning Balance	Principal Payment	Interest Payments		2006 Principal Ending Balance
			First	Second	
General Fund					
Community College	\$ 4,059,829	\$ 216,017	\$ 101,457	\$ 81,039	\$ 3,843,812
All Other General Fund	13,616,588	707,500	375,773	266,554	12,909,088
Total General Fund	<u>17,676,417</u>	<u>923,517</u>	<u>477,230</u>	<u>347,593</u>	<u>16,752,900</u>
Aviation	933,733	50,799	32,277	16,872	882,934
Central Food and Nutrition Services	157,000	7,391	5,932	2,837	149,609
County Road	13,175,797	669,011	396,122	253,115	12,506,786
Fleet Management	879,000	41,378	33,212	15,882	837,622
Library	37,468	1,764	1,416	677	35,704
Road Machinery	2,443,562	121,764	78,282	46,229	2,321,798
Solid Waste Management	24,638,341	1,883,379	695,374	486,453	22,754,962
Transit	146,356	7,018	5,263	2,684	139,338
Veterans' Arena	186,931	15,628	4,276	3,926	171,303
Willow Point Nursing Facility	2,165,542	224,298	72,033	40,658	1,941,244
Total	<u>\$ 62,440,147</u>	<u>\$ 3,945,947</u>	<u>\$ 1,801,417</u>	<u>\$ 1,216,926</u>	<u>\$ 58,494,200</u>
Total 2006 Serial Bond Principal Payment	\$ 3,945,947				
Total 2006 Serial Bond Interest Payment	3,018,343				
2006 Serial Bonds Grand Total	<u>\$ 6,964,290</u>				

Serial Bonds

1989 Issue (Matures 2008)

	2006	Principal Payment	Interest Payments		2006
	Beginning Balance		First	Second	Ending Balance
Willow Point					
Willow Point Nursing Home Addition	\$ 260,000	\$ 130,000	\$ 9,620	\$ 4,810	\$ 130,000
Total Willow Point Nursing Home	260,000	130,000	9,620	4,810	130,000
Solid Waste					
Old Nanticoke Landfill	90,000	30,000	3,330	2,220	60,000
Nanticoke Improvements	260,000	130,000	9,620	4,810	130,000
Nanticoke Landfill	209,797	67,697	7,762	5,258	142,100
Total Solid Waste Management	559,797	227,697	20,712	12,288	332,100
Total 1989 Issue	\$ 819,797	\$ 357,697	\$ 30,332	\$ 17,098	\$ 462,100

Serial Bonds

1997 Issue (Matures 2016)

	2006	Principal Payment	Interest Payments		2006
	Beginning Balance		First	Second	Ending Balance
Veterans' Arena					
Arena Skyboxes	\$ 48,000	\$ 8,000	\$ 1,296	\$ 1,080	\$ 40,000
Total Veterans' Arena	48,000	8,000	1,296	1,080	40,000
Solid Waste					
Landfill Improvements	292,000	73,000	7,884	5,913	219,000
Leachate Storage Tanks	7,200	2,400	194	130	4,800
Leachate Treatment Facilities	2,449,900	211,600	66,147	60,434	2,238,300
House Hazardous Waste/Maint	324,000	25,000	8,748	8,073	299,000
Landfill Gas Recovery Facility	288,000	24,000	7,776	7,128	264,000
Leachate Storage Tank Design	340,000	30,000	9,180	8,370	310,000
Landfill Buffer Purchase	311,250	24,250	8,404	7,749	287,000
Total Solid Waste	4,012,350	390,250	108,333	97,797	3,622,100
Total 1997 Issue	\$ 4,060,350	\$ 398,250	\$ 109,629	\$ 98,877	\$ 3,662,100

Serial Bonds

2002 Issue (Matures 2019)

	2006	Principal Payment	Interest Payments		2006
	Beginning Balance		First	Second	Ending Balance
General Fund					
Community College					
Student Activities/Athletic Facility	\$ 3,179,163	\$ 174,560	\$ 68,182	\$ 65,127	\$ 3,004,603
All Other General Fund					
Public Safety Facility	374,102	20,541	8,023	7,664	353,561
Renovation/Construction Annex	5,900,920	324,007	126,554	120,884	5,576,913
Reconstruct Gov't Plaza Deck	797,754	43,803	17,109	16,342	753,951
Network Upgrade & Equipment Replacement	93,108	5,112	1,997	1,907	87,996
DMV Building Acquisition	143,957	7,904	3,087	2,949	136,053
COB Elevator Upgrade	156,295	8,582	3,352	3,202	147,713
COB Fire Alarm System Replacement	234,443	12,873	5,028	4,803	221,570
Forum Roof System Replacement	790,164	43,386	16,946	16,187	746,778
Total Other General Fund	8,490,743	466,208	182,096	173,938	8,024,535
Total General Fund	11,669,906	640,768	250,278	239,065	11,029,138
County Road					
Highway Reconstruction/Rehabilitation	1,532	84	33	31	1,448
Highway Reconstruction/Rehabilitation	117,548	6,454	2,521	2,408	111,094
Bridge Cleaning & Painting	78,902	4,332	1,692	1,616	74,570
Bridge Reconstruction/Rehabilitation	282,288	15,500	6,054	5,783	266,788
Highway Reconstruction	233,538	12,823	5,009	4,784	220,715
Highway Reconstruction/Rehabilitation	1,309,433	71,898	28,083	26,825	1,237,535
Highway Reconstruction/Rehabilitation	1,389,297	76,283	29,795	28,461	1,313,014
Federal Bridge Aid Program	1,250,369	68,655	26,816	25,615	1,181,714
Highway Reconstruction/Rehabilitation	1,562,959	85,818	33,520	32,018	1,477,141
Total County Roads	6,225,866	341,847	133,523	127,541	5,884,019
Road Machinery					
Highway Maintenance Facility	311,872	17,124	6,689	6,389	294,748
Highway Equipment Replacement	129,314	7,100	2,773	2,649	122,214
Highway Equipment Replacement	418,584	22,983	8,977	8,575	395,601
Total Road Machinery	859,770	47,207	18,439	17,613	812,563
Veterans' Arena					
Arena Improvements	138,931	7,628	2,980	2,846	131,303
Total Veterans' Arena	138,931	7,628	2,980	2,846	131,303

Serial Bonds

2002 Issue (Matures 2019) Continued

	2006 Beginning Balance	Principal Payment	Interest Payments		2006 Ending Balance
			First	Second	
Transit					
Transit Coach Replacement	16,356	898	351	335	15,458
Total Transit	16,356	898	351	335	15,458
Willow Point					
Elevator Renovation	55,572	3,051	1,192	1,138	52,521
Parking Lot Construction	359,673	19,749	7,714	7,368	339,924
Roof Repairs And Renovation	10,587	581	227	217	10,006
Resident Lift Program Equipment	69,463	3,814	1,490	1,423	65,649
WPNH Building Feasibility Study	91,460	5,022	1,961	1,874	86,438
Total Willow Point	586,755	32,217	12,584	12,020	554,538
Solid Waste					
Leachate Treatment Facility	40,049	2,199	859	820	37,850
Landfill Gas Recovery System	136,954	7,520	2,937	2,806	129,434
Leachate Storage Tank Design	19,563	1,074	420	401	18,489
Landfill Water Supply	5,070,311	278,399	108,740	103,868	4,791,912
Landfill Public Sewer System	412,449	22,647	8,846	8,449	389,802
Salt/Sand Storage Facility	113,723	6,244	2,439	2,330	107,479
Landfill Equipment	855,113	46,952	18,339	17,518	808,161
Landfill New Construction	1,649,791	90,586	35,382	33,797	1,559,205
Total Solid Waste	8,297,953	455,621	177,962	169,989	7,842,332
Aviation					
Airport Utility Enhancement	69,463	3,814	1,490	1,423	65,649
Total Aviation	69,463	3,814	1,490	1,423	65,649
Total 2002 Issue	\$ 27,865,000	\$ 1,530,000	\$ 597,607	\$ 570,832	\$ 26,335,000

Serial Bonds

2004 Issue (Matures 2016)

	2006	Principal Payment	Interest Payments		2006
	Beginning Balance		First	Second	Ending Balance
Solid Waste					
Nanticoke Landfill	\$ 730,649	\$ 73,033	\$ 13,606	\$ 12,107	\$ 657,616
Install Leachate Storage	440,852	55,328	8,210	7,097	385,524
Nanticoke Improvements	1,675,893	257,828	31,208	26,106	1,418,065
Compost Station	90,092	7,921	1,678	1,513	82,171
Total Solid Waste	<u>2,937,486</u>	<u>394,110</u>	<u>54,702</u>	<u>46,823</u>	<u>2,543,376</u>
Aviation					
Runway Extension 16-34	97,514	10,890	1,816	1,595	86,624
Total Aviation	<u>97,514</u>	<u>10,890</u>	<u>1,816</u>	<u>1,595</u>	<u>86,624</u>
Total 2004 Issue	<u>\$ 3,035,000</u>	<u>\$ 405,000</u>	<u>\$ 56,518</u>	<u>\$ 48,418</u>	<u>\$ 2,630,000</u>

Serial Bonds

2005 Issue (Matures 2017)

	2006	Principal Payment	Interest Payments		2006
	Beginning Balance		First	Second	Ending Balance
General Fund					
Community College					
Student Activities/Athletic Facility	\$ 346,366	\$ 16,305	\$ 13,087	\$ 6,258	\$ 330,061
Roof Replacement Phase I	326,400	15,365	12,333	5,898	311,035
Original Boiler Replacement Phase I	207,900	9,787	7,855	3,756	198,113
Total Community College	880,666	41,457	33,275	15,912	839,209
All Other General Fund					
COB Elevator Controls Upgrade	131,535	6,192	4,970	2,377	125,343
COB Fire Alarm System Replacement	207,938	9,788	7,857	3,757	198,150
Communications Van Replacement	44,665	2,103	1,688	807	42,562
Parks Equipment Replacement	147,778	6,956	5,584	2,670	140,822
Federal EPA Oil Spill Plan Compliance	140,000	6,590	5,290	2,530	133,410
County Buildings Renovations	225,000	10,592	8,501	4,065	214,408
Microwave System Replacement	560,000	26,361	21,159	10,118	533,639
Computer Equipment Replacement Phase IV	380,000	17,888	14,358	6,866	362,112
Watershed Reconstruction Repair	75,000	3,531	2,834	1,355	71,469
County Buildings Renovations	250,000	11,768	9,446	4,517	238,232
COB - Parking Area Repairs - Design Phase	175,000	8,238	6,612	3,162	166,762
Systematic Roof Replacement At County Facilities	600,000	28,244	22,671	10,841	571,756
Vehicle Locator System	350,000	16,476	13,224	6,324	333,524
Computer Equipment Replacement & Update Technology	765,000	36,011	28,905	13,822	728,989
Grippen Ice Rink Rehabilitation	100,000	4,707	3,778	1,807	95,293
Parks Equipment Replacement	185,000	8,709	6,990	3,343	176,291
Parks Playground Equipment and Shelters	150,000	7,061	5,668	2,710	142,939
Parks Surface Rehabilitation	170,000	8,003	6,423	3,072	161,997
Emergency Surveillance Equipment Improvements	51,228	2,411	1,936	926	48,817
Electronic Document Mgt. System - DSS	239,700	11,284	9,057	4,331	228,416
County Buildings Renovations Equipment	60,000	2,824	2,267	1,084	57,176
Western Broome Senior Citizen Center	118,001	5,555	4,459	2,132	112,446
Total Other General Fund	5,125,845	241,292	193,677	92,616	4,884,553
Total General Fund	6,006,511	282,749 #	226,952 #	108,528 #	5,723,762

Serial Bonds

2005 Issue (Matures 2017) Continued

	2006	Principal	Interest Payments		2006
	Beginning Balance	Payment	First	Second	Ending Balance
County Road					
Old Vestal Road Improvement	21,576	1,016	815	390	20,560
Bridge Reconstruction/Rehabilitation	194,640	9,163	7,354	3,517	185,477
Highway Recon./Rehab. Caldwell Hill Rd.	310,435	14,614	11,730	5,609	295,821
Road Reconstruction/Rehabilitation	275,000	12,945	10,391	4,969	262,055
Highway Reconstruction	1,801,000	84,781	68,050	32,541	1,716,219
Hooper Rd. Bridge Reconstruction	900,000	42,367	34,006	16,262	857,633
Lester Ave. Bridge Reconstruction	1,097,280	51,654	41,460	19,826	1,045,626
Highway Reconstruction	1,000,000	47,074	37,784	18,068	952,926
Airport Rd. Bridge Reconstruction	500,000	23,537	18,892	9,034	476,463
Bevier St. Bridge Recon. - Design	500,000	23,537	18,892	9,034	476,463
Bridge Repair and Culvert Replacement/Recon.	250,000	11,769	9,446	4,517	238,231
Colesville Rd./South St. Bridge Replace./Rehab. - Design	100,000	4,707	3,779	1,807	95,293
Total County Roads	6,949,931	327,164	262,599	125,574	6,622,767
Road Machinery					
Highway Equipment Replacement	50,231	2,365	1,898	908	47,866
Highway Equipment Replacement	392,561	18,480	14,833	7,093	374,081
Highway Equipment Replacement	224,000	10,545	8,464	4,047	213,455
Highway Equipment Replacement	917,000	43,167	34,648	16,569	873,833
Total Road Machinery	1,583,792	74,557	59,843	28,617	1,509,235
Library					
DYNIX Upgrade	37,468	1,764	1,416	677	35,704
Total Library	37,468	1,764	1,416	677	35,704
Transit					
Electronic Fare Box Replacement	130,000	6,120	4,912	2,349	123,880
Total Transit	130,000	6,120	4,912	2,349	123,880
Willow Point					
Parking Lot Construction	11,287	531	426	204	10,756
Fire Alarm System	480,000	22,596	18,137	8,673	457,404
Replacement of Chillers and Cooling Towers	157,500	7,414	5,951	2,846	150,086
Generator Replacement	120,000	5,649	4,534	2,168	114,351
Bathing/Toileting Suite Renovations	250,000	11,769	9,446	4,517	238,231
Nurses Stations Renovations	150,000	7,061	5,668	2,710	142,939
WPNH Med Room Renovation	150,000	7,061	5,668	2,710	142,939
Total Willow Point	1,318,787	62,081	49,830	23,828	1,256,706

Serial Bonds

2005 Issue (Matures 2017) Continued

	2006	Principal Payment	Interest Payments		2006
	Beginning Balance		First	Second	Ending Balance
Solid Waste					
Landfill Gas Recovery Facility	630,988	29,703	23,841	11,401	601,285
Landfill Public Water Supply	2,492,343	117,325	94,172	45,032	2,375,018
Landfill Public Sewer System	92,437	4,351	3,493	1,670	88,086
Landfill Construction	2,962,947	139,479	111,953	53,536	2,823,468
Partial Landfill Closure	1,980,982	93,253	74,850	35,793	1,887,729
Landfill Equipment Replacement	160,000	7,532	6,045	2,891	152,468
Gas Recovery	250,000	11,769	9,446	4,517	238,231
Landfill Property Acquisition	261,058	12,289	9,864	4,717	248,769
Total Solid Waste	8,830,755	415,701	333,664	159,557	8,415,054
Aviation					
Airport Utility Enhancement	283,482	13,345	10,711	5,122	270,137
Airport Utility Enhancement Project, Phase II	351,556	16,550	13,283	6,352	335,006
Runway 16/34 Rehabilitation - Design	4,218	199	159	76	4,019
Runway 16/34 Rehabilitation - Construction	127,500	6,001	4,818	2,304	121,499
Total Aviation	766,756	36,095	28,971	13,854	730,661
Fleet Management					
Fleet Replacement	200,000	9,415	7,557	3,614	190,585
Fleet Replacement	679,000	31,963	25,655	12,268	647,037
Total Fleet Management	879,000	41,378	33,212	15,882	837,622
Central Foods					
Renovations For Structural Improvements	157,000	7,391	5,932	2,837	149,609
Total Central Foods	157,000	7,391	5,933	2,837	149,609
Total 2005 Issue	\$ 26,660,000	\$ 1,255,000	\$ 1,007,332	\$ 481,703	\$ 25,405,000

CERTIFICATES OF PARTICIPATION

	<u>2006 Principal Beginning Balance</u>	<u>Principal Payment</u>	<u>Interest Payments</u>		<u>2006 Principal Ending Balance</u>
			<u>First</u>	<u>Second</u>	
1994 Issue (Matures 2022)					
General Fund					
Public Safety Facility	\$ 16,145,000	\$ -	\$ 423,806	\$ 423,806	\$ 16,145,000

Schedule E

Bond Anticipation Notes

Issue Date 4/20/05

Maturity Date 4/20/06

	<u>Amount Outstanding</u>
Solid Waste	
Landfill Construction	2,500,000
Total Solid Waste	<u><u>\$ 2,500,000</u></u>
Total Bond Anticipation Notes	\$ 2,500,000

Schedule F

**Statement of
Authorized and Unborrowed Debt
For Open Capital Projects**

Serial Bonds	Resolution	Debt Authorized	Debt Unborrowed
Aviation			
Passenger Terminal Refurbishment	99-254, 00-355, 00-728	\$ 6,839,491	\$ 500,000
Airport Fire/Rescue Rehabilitation	03-179, 04-208	82,875	59,099
Airport Utility Enhancement Project, Phase II	03-179	850,000	467,000
Passenger Boarding Bridge Purchase	03-179	125,100	107,050
Airport Entrance Road Improvements	03-608	399,999	399,999
Runway 16/34 Rehabilitation - Design	03-608	40,000	33,782
Runway 16/34 Rehabilitation - Construction	05-104	255,000	127,500
Broome Community College			
Original Boiler Replacement Phase I	05-104	415,800	207,900
County Road			
Hooper Rd. Bridge Reconstruction	03-608	3,400,000	2,385,659
Lester Ave Bridge Reconstruction	03-608	2,000,000	902,720
Highway Reconstruction/Rehabilitation	05-104	2,000,000	1,000,000
Airport Road Bridge Reconstruction	05-104	2,500,000	2,000,000
Colesville Rd./South St. Bridge Replacement/Rehab. - Design	05-104	400,000	300,000
Office For Aging			
Western Broome Senior Citizen Center	02-29	200,000	42,000
Parks			
Grippen Ice Rink Rehabilitation	05-104	950,000	850,000
Parks Equipment Replacement	05-104	235,000	50,000
PW-Facilities			
COB - Parking Area Repairs - Design Phase	05-104	330,000	155,000
Public Transportation			
Transit Coach Replacement	03-608	450,000	450,000
Solid Waste			
Landfill Public Sewer System	99-519	2,653,275	2,000,000
Landfill New Construction	00-538	9,088,000	505,894
Partial Landfill Closure	01-515	3,559,600	1,350,838
Landfill Gas Recovery	05-104	500,000	250,000
Landfill Equipment	05-104	295,000	295,000
Leachate Recirculation Construction	05-104	1,200,000	1,200,000
Landfill Property Acquisition	01-685	283,000	2,424
Willow Point Nursing Home			
Residents' Rooms Renovations	01-686	317,000	317,000
Electrical Repair Renovation	99-519	600,000	513,290
Total		<u>\$ 39,969,140</u>	<u>\$ 16,472,155</u>

Schedule G

Authorized Capital Projects
Open as of June 8, 2005

	<u>CIP Year*</u>	<u>Total Appropriations</u>	<u>Available Appropriations</u>
Arena			
Arena Renovations	2002	2,415,000	1,190,147
		<u>2,415,000</u>	<u>1,190,147</u>
Aviation			
Passenger Terminal Refurbishment	1998	13,898,828	442,909
Airport Utility Enhancement	2000	623,717	93,551
Maintenance Building Design	2001	3,110,000	36,426
Eng. Mat. Arrestor System - EMAS	2001	8,138,778	46,189
ARFF Facility Rehabilitation	2003, 2003a	1,131,701	2,339
Utility Enhancement, Phase II	2003	850,000	466,414
Passenger Boarding Bridge	2003, 2003a	2,070,958	18,100
Snow Removal Equipment	2003, 2003a	550,000	353,126
Airport Entrance Road Improvements	2004	499,999	499,999
Runway 16/34 Rehabilitation - Design	2004, 2004a	341,770	100
Glycol Collection System Rehabilitation	2004	200,000	163,000
Wildlife Hazard Study (1)	2004, 2004a	24,395	0
Runway 16/34 Rehabilitation - Construction	2005	5,100,000	4,689,859
		<u>36,540,146</u>	<u>6,812,012</u>
Broome Community College			
Asbestos Remediation	1991	250,000	3,229
Student Activity/Athletic Facility	1999	9,676,000	216,918
Roof Replacement - BCC	2002	408,000	62,865
Original Boiler Replacement Phase I	2005	415,800	415,454
		<u>10,499,800</u>	<u>695,237</u>
Central Food and Nutrition Services			
Tray Packaging System - PSF - CF's (2)	2002	75,000	0
Central Foods Environmental Remediation	2003	65,000	15,131
Renovations For Structural Improvements	2005	157,000	156,287
		<u>297,000</u>	<u>171,418</u>
Court Facilities			
Courthouse Asbestos Abatement	1997, 2004a	1,235,486	188,435

Authorized Capital Projects
Open as of June 8, 2005

	<u>CIP Year*</u>	<u>Total Appropriations</u>	<u>Available Appropriations</u>
Emergency Services			
Microwave System Replacement	2004	700,000	699,067
State Road Radio Tower	2004	65,000	65,000
Vehicle Locator System	2005	350,000	349,417
		<u>1,115,000</u>	<u>1,113,484</u>
Fleet Management			
Fleet Replacement	2004	300,000	1,144
Fleet Replacement	2005	679,000	88,282
		<u>979,000</u>	<u>89,426</u>
Information Technology			
Public Safety I.S. Relocation	1995	600,000	452
Update Comp. Tech. & Replace Equipment	2002	550,000	46,259
Computer Equipment Replacement	2004	475,000	28,366
Computer Equipment Replacement & Update Technology	2005	765,000	427,722
		<u>2,390,000</u>	<u>502,799</u>
Highways/Bridges			
Bridge Reconstruction/Rehabilitation	1996	830,000	214,201
Federal Bridge Aid Program	2000	2,000,000	32,774
Bridge Reconstruction/Rehabilitation	2002	2,420,000	1,325,494
Hooper Road Bridge Reconstruction	2004	3,400,000	3,087,200
Lester Avenue Bridge Rehabilitation	2004	2,000,000	1,279,868
Airport Road Bridge Reconstruction	2005	2,500,000	2,499,167
Bevier St. Bridge Reconstruction - Design	2005	500,000	499,167
Bridge Repair & Culvert Replacement/Reconstruction	2005	250,000	249,583
Colesville Rd./South St. Bridge Replacement/Rehab. - Desigr	2005	400,000	399,833
		<u>14,300,000</u>	<u>9,587,287</u>
Highways/Roads			
Highway Reconstruction/Rehabilitation	1998	1,809,000	55,316
Highway Reconstruction	1999	1,356,500	70,188
Highway Reconstruction/Rehabilitation	2001	2,000,000	34,290
Road Reconstruction/Rehabilitation	2001	2,131,520	387,246
Highway Reconstruction/Rehabilitation	2005	2,000,000	1,998,333

Schedule G

Authorized Capital Projects
Open as of June 8, 2005

	<u>CIP Year*</u>	<u>Total Appropriations</u>	<u>Available Appropriations</u>
		9,297,020	2,545,373
Office For Aging			
Northern Broome Sr. Community Center	1995,2001a	780,000	10,792
Senior Centers	2001	1,010,000	54,608
		<u>1,790,000</u>	<u>65,400</u>
Parks & Recreation			
Otsiningo Trail Extension	2000	656,000	134,730
Parks Equipment Replacement	2002	190,000	15,898
Grippen Ice Rink Rehabilitation	2005	950,000	949,833
Parks Equipment Replacement	2005	235,000	234,692
Parks Playground Equipment & Shelters	2005	150,000	149,750
Parks Surface Rehabilitation	2005	170,000	169,717
		<u>2,351,000</u>	<u>1,654,620</u>
Public Transportation			
Card Reading Apparatus	2000	150,000	150,000
Transit Facility Expansion	2001	513,021	513,021
Telephone IVR System	2003	100,000	2,052
Para transit Vehicle Replacement	2003	180,000	90,098
Transit Coach Replacement	2004	2,250,000	2,250,000
Electronic Fare Box Replacement	2005	650,000	649,783
		<u>3,693,021</u>	<u>3,504,954</u>

Authorized Capital Projects
Open as of June 8, 2005

	<u>CIP Year*</u>	<u>Total Appropriations</u>	<u>Available Appropriations</u>
Public Works			
Public Safety Facility	1991,94a	44,075,027	2,945,786
COB Furniture Replacement	1997	250,000	20,169
Fac Mngt CAD System Replacement	1997,97a	86,500	46,507
Outdoor Public Safety Training Facility	1999	50,000	39,646
COB Fire Alarm System Replacement	2001	600,000	94,321
Federal EPA Oil Spill Compliance	2004	175,000	76,966
County Buildings Renovations	2004	250,000	466
Watershed Reconstruction/Repair	2005	75,000	74,875
County Buildings Renovations	2005	250,000	223,668
COB - Parking Area Repairs - Design Phase	2005	330,000	329,708
Systematic Roof Replacement At County Facilities	2005	600,000	596,686
County Building Renovations Equipment	2005	60,000	34,860
		<u>46,801,527</u>	<u>4,483,658</u>
Road Machinery			
Highway Equipment Replacement	2004	240,000	337
Highway Equipment Replacement	2005	917,000	6,385
		<u>1,157,000</u>	<u>6,722</u>
Sheriff			
Emergency Surveillance Equipment Improvement	2005	51,228	51,142
Social Services			
Purchase of AS400 Mini Computer	2001	60,000	19,729
Electronic Document Management System	2005	470,000	141,151
		<u>530,000</u>	<u>160,880</u>

Schedule G

Authorized Capital Projects
Open as of June 8, 2005

	<u>CIP Year*</u>	<u>Total Appropriations</u>	<u>Available Appropriations</u>
Solid Waste			
Colesville Landfill Closure	1986	400,000	9,639
Colesville Closure	1992,94a	5,481,520	1,404,032
Gas Recovery Facility	1995	2,000,000	1,109,668
Landfill Property Acquisition	1996	734,000	126,902
Landfill Public Water Supply	1999, 2002a	8,900,000	654,150
Landfill Public Sewer System	2000	3,537,700	2,896,078
Landfill New Construction	2001	9,088,000	488,279
Partial Landfill Closure II & III	2002	3,559,600	3,555,272
Landfill Equipment Replacement	2004	200,000	199,732
Gas Recovery	2005	500,000	499,581
Landfill Equipment	2005	295,000	295,000
Leachate Recirculation Construction	2005	1,200,000	1,200,000
		35,895,820	12,438,333
Willow Point Nursing Facility			
WPNF Resident Room Renovation	1996,96a	2,805,000	373,612
Dietary Office Computerization	1996	60,000	12,481
WPNH Electrical Repair/Renovation	2000	600,000	513,290
WPNH Building Feasibility Study (3)	2001	158,000	-
Fire Alarm System	2004	600,000	560,730
WPNH Generator Replacement	2004	150,000	56,491
Bathing Toileting Suite Renovations	2005	250,000	249,581
Nurses Stations Renovations	2005	150,000	149,748
Med. Room Renovation	2005	150,000	149,748
		4,923,000	2,065,681

* Project amendment or change indicated in this column by an additional entry or by an "a" suffix.

1 - As of June 8, 2005 this project had \$24,395 of encumbrances.

2 - As of June 8, 2005 this project had \$11,305 of encumbrances.

3 - As of June 8, 2005 this project had \$53,680 of encumbrances.

Schedule H

DEBT STATEMENT SUMMARY

Summary of Indebtedness, Debt Limit and Net Debt - Contracting Margin , as of 06/09/05.

Five-Year Average Full Valuation		\$ 6,140,408,662
Debt Limit - 7% thereof		429,828,606
Bonds	62,440,147	
Bond Anticipation Notes	2,500,000	
Certificates of Participation	16,145,000	
Total Net Indebtedness Subject to Debt Limit	<u>81,085,147</u>	
Net Debt-Contracting Margin		<u>\$ 348,743,459</u>
The percent of debt contracting power exhausted is		18.86%

Note: Certificates of Participation are included but are not mandatory in the calculation of the margin.

Schedule 1

Community College Debt Liability and Payment History
By Year, Issue and Project

	January 1 Begin Liab Prin Bal	Pay Date Principal Payment	Pay Date 1st Int Pay	Pay Date 2nd Int Pay	December 31 End Liab Prin Bal
2005					
2002 Issue (Matures 2019)		03/01	03/01	09/01	
Student Activities/Athletic Facility	\$ 3,346,878	\$ 167,715	\$ 71,536	\$ 68,182	3,179,163
Total 2002 Issue	3,346,878	167,715	71,536	68,182	3,179,163
Total Serial Bonds	\$ 3,346,878	\$ 167,715	\$ 71,536	\$ 68,182	\$ 3,179,163
04/04 Bond Anticipation Note (Matures 04/05)					
Student Activities/Athletic Facility	371,106	24,740	7,422		346,366 *
Roof Replacement Phase I	353,600	27,200	7,072		326,400 *
Total Bond Anticipation Notes	\$ 724,706	\$ 51,940	\$ 14,494	\$ -	\$ 672,766 *
Total Serial Bonds and Bond Anticipation Notes	\$ 4,071,584	\$ 219,655	\$ 86,030	\$ 68,182	\$ 3,851,929
* April 2004 BAN amounts represent rollover of current short-term borrowing. There is no estimate made of additional need for borrowing, for these or other projects.					
2006					
2002 Issue (Matures 2019)		03/01	03/01	09/01	
Student Activities/Athletic Facility	\$ 3,179,163	\$ 174,560	\$ 68,182	\$ 65,127	3,004,603
Total 2002 Issue	3,179,163	174,560	68,182	65,127	3,004,603
2005 Issue (Matures 2017)		04/15	04/15	10/15	
Student Activities/Athletic Facility	\$ 346,366	\$ 16,305	\$ 13,087	\$ 6,258	330,061
Roof Replacement Phase I	326,400	15,365	12,333	5,898	311,035
Original Boiler Replacement Phase I	207,900	9,787	7,855	3,756	198,113
Total 2005 Issue	880,666	41,457	33,275	15,912	839,209
Total Serial Bonds	\$ 4,059,829	\$ 216,017	\$ 101,457	\$ 81,039	\$ 3,843,812

**Community College Debt Liability and Payment Schedule
By Fiscal Year, Issue and Project**

BCC Fiscal Year: September 1 - August 31

	September 1 Begin Liab Prin Bal	Fall Pay Date 1st Int Pay	Spring Pay Date Principal Payment	Spring Pay Date 2nd Int Pay	August 31 End Liab Prin Bal
2004-2005		09/01	03/01	03/01	
2002 Issue (Matures 2019)					
Student Activities/Athletic Facility	\$ 3,346,878	\$ 71,536	\$ 167,715	\$ 71,536	\$ 3,179,163
Total 2002 Issue	3,346,878	71,536	167,715	71,536	3,179,163
Total Serial Bonds	\$ 3,346,878	\$ 71,536	\$ 167,715	\$ 71,536	\$ 3,179,163
04/04 Bond Anticipation Note (Matures 04/05) *			04/21/05	04/21/05	
Student Activities/Athletic Facility	\$ 371,106		\$ 24,740	\$ 7,422	\$ 346,366
Roof Replacement Phase I	353,600		27,200	7,072	326,400
Total Bond Anticipation Notes	\$ 724,706		\$ 51,940	\$ 14,494	\$ 672,766
Total Serial Bonds and Bond Anticipation Notes	\$ 4,071,584	\$ 71,536	\$ 219,655	\$ 86,030	\$ 3,851,929

*April 2004 BAN amounts represent rollover of current short-term borrowing.
There is no estimate made of additional need for borrowing, for these or other projects.

Schedule 2

Community College Debt Liability and Payment Schedule
By Fiscal Year, Issue and Project

BCC Fiscal Year: September 1 - August 31

	September 1 Begin Liab Prin Bal	Fall Pay Date 1st Int Pay	Spring Pay Date Principal Payment	Spring Pay Date 2nd Int Pay	August 31 End Liab Prin Bal
2005-2006					
		09/01	03/01	03/01	
2002 Issue (Matures 2019)					
Student Activities/Athletic Facility	\$ 3,179,163	\$ 68,182	\$ 174,560	\$ 68,182	\$ 3,004,603
Total 2002 Issue	<u>3,179,163</u>	<u>68,182</u>	<u>174,560</u>	<u>68,182</u>	<u>3,004,603</u>
		10/15	04/15	04/15	
2005 Issue (Matures 2017)					
Student Activities/Athletic Facility	\$ 346,366	\$ -	\$ 16,305	\$ 13,087	\$ 330,061
Roof Replacement Phase I	326,400	-	15,365	12,333	311,035
Original Boiler Replacement Phase I	207,900	-	9,787	7,855	198,113
Total 2005 Issue	<u>880,666</u>	<u>0</u>	<u>41,457</u>	<u>33,275</u>	<u>839,209</u>
Total Serial Bonds	<u>\$ 4,059,829</u>	<u>\$ 68,182</u>	<u>\$ 216,017</u>	<u>\$ 101,457</u>	<u>\$ 3,843,812</u>

**Statement of Community College
Authorized and Unborrowed Debt**
For Community College projects open as of June 8, 2005

Serial Bonds and Bond Anticipation Notes

	Authorizing Resolution	Total Debt Authorized	Debt Unborrowed
Original Boiler Replacement Phase I	05-104	415,800	207,900
	Grand Total	\$415,800	\$207,900

Schedule 4

Community College Authorized Capital Projects
Open as of June 8, 2005

	<u>CIP Year</u>	<u>Total Appropriations</u>	<u>Available Appropriations as of 06/08/05</u>
Asbestos Remediation	1991	250,000	3,229
Student Activities/Athletic Facility	1999	9,676,000	216,914
Roof Replacement BCC	2002	408,000	62,861
Original Boiler Replacement Phase I	2005	415,800	415,451
Total		<u><u>\$ 10,749,800</u></u>	<u><u>\$ 698,455</u></u>

SUPPLEMENTARY INFORMATION

<u>DEPARTMENT/DIVISION</u>	<u>PAGE</u>		
Personnel Changes	545		
Financial Summaries	549		
Historical Tax Levy/Rate	558		
Property Tax Levy By Municipality	559		
		County Fees	
		Arena	562
		Forum	563
		Parks	564
		En-Joie Golf	565
		Tax Collection	566
		County Clerk	567
		Common DMV	568
		Health Department	569
		Landfill Tip Fee	572
		Mental Health	573
		Office For Aging	574
		Planning (Mapping & Data)	575
		Sheriff	576
		Weights & Measures	577
		Willow Point Nursing Home	578
		Miscellaneous	579
		Civil Service Exams	
		Real Property	
		Legislature	
		Library	
		Public Transportation	
		Public Defender	

PERSONNEL CHANGES

ADOPTED PERSONNEL CHANGES

#	Department/Division	Index Code	Sub-Object	Title	Grade/Union	Action
1	Audit & Control	36008	1000 (FT)	1- County Accountant	16 CSEA	Transfer out
2	Finance	340000	1000 (FT)	1- County Accountant	16 CSEA	Transfer in
3	Executive/Central Food	230045	1000 (FT)	1 - Director of Central Food & Nutrition	24 Admin	Fund
4	Executive/Central Food	230045	1000 (FT)	1 – Sr. Food Services Director	20 BAPA	De-fund
5	Executive/Central Food	230045	1000 (FT)	1 – Sr. Account Clerk	9 CSEA	Abolish
6	Executive/Central Food	230045	1500 (PT)	1 – Sr. Account Clerk	9 CSEA	Create
7	Information Technology / Information Technology	370007	1000 (FT)	1 – Computer Programmer	20 CSEA	Upgrade to
8			1000 (FT)	1 – Computer Programmer Analyst	23 BAPA	
9	Personnel	400002	1000 (FT)	1- Keyboard Specialist	9 Admin	Downgrade to
10				1- Clerk	7 Admin	
11	Law	390005	1000 (FT)	1 – Equal Opportunity Compliance Officer	18 Admin	Transfer to
	Personnel	400002	1000 (FT)	1 – Equal Opportunity Compliance Officer	18 Admin	
12	Public Works / Administration	030015	1000 (FT)	1 – Principal Account Clerk	13 CSEA	Transfer out
13	Public Works / Engineering	030023	1000 (FT)	1 – Principal Account Clerk	13 CSEA	Transfer in
14	Public Works / Engineering	030023	1000 (FT)	1 – Engineer 1	21CSEA	Reclassification of
15	Aviation	210203	1500 (PT)	1 – Clerk	6 CSEA	Upgrade to
16			1500 (PT)	1 – Account Clerk	7 CSEA	
17	Public Transportation	220004	1000 (FT)	1 – Director of Operations	E Admin	Downgrade to
18			1000 (FT)	1 – Director of Operations	23 Admin	
19	Public Transportation	220004	1000 (FT)	1 – Transit Supervisor	18 BAPA	Abolish

#	Department/Division	Index Code	Sub-Object	Title	Grade/Union	Action
20	DSS / Support Services	670034	1000 (FT)	1 – Coordinator of Child Support Enforcement	18 BAPA	Upgrade to
21			1000 (FT)	1 – Coordinator of Child Support Enforcement	20 BAPA	
22	DSS / Services	670059	1000 (FT)	1 – Social Services Examiner	11 CSEA	Upgrade to
23			1000 (FT)	1 – Principal Social Services Examiner	17 CSEA	
24	Planning & Economic Dev	440016	1000 (FT)	1 – Executive Director of Workforce Investment Board	A Admin	Transfer to Grant
25	District Attorney	330001	1000 (FT)	1 – Paralegal	15 Admin	Create
26	Mental Health	470013	1000 (FT)	1 – Clinical Social Worker	21 CSEA	Abolish
27	Mental Health	470013	1500 (PT)	1 – Keyboard Specialist	8 CSEA	Abolish
28	Elections	410001	1000 (FT)	2 – Deputy Commissioner of Elections	A Admin	Upgrade to
29			1000 (FT)	2 – Deputy Commissioner of Elections	C Admin	
30	Elections	410001	1000 (FT)	1 – Election Auditor	12 CSEA	Upgrade to
31			1000 (FT)	1 – Election Auditor	14 CSEA	
32	Elections	410001	1000 (FT)	2 – Election Data Specialist	12 CSEA	Upgrade to
33			1000 (FT)	2 – Election Data Specialist	14 CSEA	
34	Elections	410001	1000 (FT)	1 – Elections Registrar	12 CSEA	Upgrade to
35			1000 (FT)	1 – Elections Registrar	14 CSEA	

**In order to comply with the reduction of revenues in the Mental Health operating budget, the following grant positions must also be eliminated:

36	Mental Health	470153 – 105107	1000 (FT)	1 – Clinical Social Worker	21 CSEA	Abolish
37	Mental Health	470153 – 105098	1000 (FT)	1 – Drug Abuse Counselor	14 CSEA	Abolish

2006 PERSONNEL SERVICES SUMMARY

	Current Thru									
	2004 Actuals		September 1, 2005		2006 Requested		2006 Recommended		2006 Adopted	
	FULL TIME	PART TIME	FULL TIME	PART TIME	FULL TIME	PART TIME	FULL TIME	PART TIME	FULL TIME	PART TIME
	-----	-----	-----	-----	-----	-----	-----	-----	-----	-----
GENERAL FUND										
LEGISLATURE	4	19	4	19	4	19	4	19	4	19
EXECUTIVE	9	0	9	0	9	0	9	0	9	0
COUNTY CLERK	28	11	29	10	30	10	29	10	29	10
DISTRICT ATTORNEY	28	0	28	0	29	0	28	0	29	0
AUDIT AND CONTROL	12	1	11	1	11	1	11	1	11	1
CORONERS	0	4	0	4	0	4	0	4	0	4
ELECTIONS	6	2	6	2	6	2	6	2	6	2
FINANCE	12	0	12	0	13	0	13	0	13	0
INFORMATION TECHNOLOGY	36	1	36	1	36	1	36	1	36	1
LAW (County Attorney)	22	1	21	1	21	1	21	1	21	1
PERSONNEL	11	2	12	2	12	2	12	2	12	2
PUBLIC DEFENDER	21	0	21	0	21	0	21	0	21	0
PUBLIC WORKS(including Security)	107	11	108	11	108	11	108	11	108	11
PURCHASING	3	0	4	0	4	0	4	0	4	0
REAL PROPERTY TAX SERVICES	9	0	9	0	9	0	9	0	9	0
SHERIFF	234	2	234	2	238	2	234	2	234	2
EMERGENCY SERVICES	42	0	46	0	46	0	46	0	46	0
PROBATION	51	0	51	0	51	0	51	0	51	0
STOP DWI	3	0	3	0	3	0	3	0	3	0
HEALTH	58	14	58	15	58	15	58	15	58	15
MENTAL HEALTH	44	23	40	17	41	16	38	17	38	17
AGING, OFFICE FOR THE (OFA)	9	1	9	1	9	1	9	1	9	1
COMMUNITY ALTERNATIVE SYS. AGENCY (CASA)	21	1	21	1	21	1	21	1	21	1
SOCIAL SERVICES	332	2	335	2	335	2	335	2	335	2
VETERANS' SERVICES	2	0	2	0	2	0	2	0	2	0
PLANNING & ECONOMIC DEVELOPMENT	8	0	11	0	10	0	10	0	10	0
PARKS & RECREATION	35	0	35	0	34	0	34	0	35	0
YOUTH BUREAU	2	1	2	1	2	1	2	1	2	1
General Fund Total	1,149	96	1,157	90	1,163	89	1,154	90	1,156	90

2006 PERSONNEL SERVICES SUMMARY

	2004 Actuals		Current Thru September 1, 2005		2006 Requested		2006 Recommended		2006 Adopted	
	FULL TIME	PART TIME	FULL TIME	PART TIME	FULL TIME	PART TIME	FULL TIME	PART TIME	FULL TIME	PART TIME
ENTERPRISE FUND										
AVIATION	24	3	24	3	24	3	24	3	24	3
PUBLIC TRANSPORTATION (Transit)	82	29	83	29	82	29	82	29	82	29
SOLID WASTE MANAGEMENT	22	0	22	0	22	0	22	0	22	0
WILLOW POINT NURSING HOME	346	166	347	166	347	166	347	166	347	166
Enterprise Fund Total	474	198	476	198	475	198	475	198	475	198
INTERNAL SERVICES FUND										
EXECUTIVE/CENTRAL FOOD & NUTRITION SVCS	25	21	25	21	24	22	24	22	24	22
PUBLIC WORKS/Fleet Management	4	0	4	0	4	0	4	0	4	0
RISK & INSURANCE	6	0	6	0	6	0	6	0	6	0
Internal Services Fund Total	35	21	35	21	34	22	34	22	34	22
SPECIAL REVENUE FUND										
LIBRARY	33	9	33	11	33	11	33	11	33	11
PUBLIC WORKS/HIGHWAYS	74	0	74	0	74	0	74	0	74	0
PARKS & RECREATION/Veterans' Arena	5	6	5	6	6	6	6	6	5	6
Special Revenue Fund Total	112	15	112	17	113	17	113	17	112	17
	1,770	330	1,780	326	1,785	326	1,776	327	1,777	327

FINANCIAL SUMMARIES

TYPE:X EXPENSE

CHARACTER	CHARACTER TITLE	2004 ACTUAL	2005 BUDGET	2005 YTD ACTUAL AS OF 8/31	2006 BUDGET REQUESTED	2006 BUDGET RECOMMENDED	2006 ADOPTED BUDGET
10	PERSONAL SERVICE	74,808,814	76,865,434	45,248,036	78,992,474	77,955,291	80,248,110
20	EQUIPMENT AND CAPITAL OUT	219,837	505,049	122,830	623,204	314,579	299,579
40	CONTRACTUAL EXPENDITURES	156,307,067	165,066,289	102,924,895	168,870,166	165,966,418	165,917,963
41	CHARGEBACK EXPENSES	15,378,499	15,426,725	4,883,366	16,117,539	15,836,353	15,786,896
42	DEPRECIATION	8,006,838					
60	PRINCIPAL ON INDEBTEDNESS	1,977,373	4,487,367	1,830,858	4,086,569	4,102,197	4,102,197
70	INTEREST ON INDEBTEDNESS	3,596,456	2,874,865	1,848,048	3,945,259	3,953,461	3,953,461
80	EMPLOYEE BENEFITS	31,834,202	35,327,947	20,045,764	40,301,075	40,108,612	37,648,125
90	TRANSFERS	19,570,801	13,229,582	11,035,408	17,573,467	17,452,011	17,113,845
91	UNUSED RESIDUAL EQUITY	70					
TYPE X SUBTOTAL		311,699,957	313,783,258	187,939,205	330,509,753	325,688,922	325,070,176

BROOME COUNTY GOVERNMENT
 REVENUE BY CHARACTER

TYPE:R REVENUE

CHARACTER	CHARACTER TITLE	2004 ACTUAL	2005 BUDGET	2005 YTD ACTUAL AS OF 8/31	2006 BUDGET REQUESTED	2006 BUDGET RECOMMENDED	2006 ADOPTED BUDGET
01	TAX ITEMS	121,984,297	120,572,337	87,809,634	56,999,602	123,270,985	123,259,264
02	DEPARTMENTAL INCOME	96,962,172	87,764,034	48,688,332	94,414,535	94,867,869	94,569,010
03	USE OF MONEY AND PROPERTY	1,025,565	809,332	1,237,982	1,606,956	1,806,956	1,806,956
04	LICENSES AND PERMITS	36,517	36,600	30,555	36,445	36,445	36,445
05	FINES AND FORFEITURES	324,502	379,250	224,184	367,750	337,750	367,750
06	SALE OF PROP & COMP FOR L	106,253	141,000	92,575	74,500	75,500	75,500
07	MISC/INTERFUND REVENUES	29,126,852	12,299,304	11,598,027	18,064,095	20,239,095	18,322,936
08	STATE AID	35,270,715	32,750,475	17,405,508	33,101,740	33,557,650	33,557,650
09	FEDERAL AID	37,961,150	39,313,280	19,808,029	38,804,112	38,329,771	38,329,771
TYPE R SUBTOTAL		322,798,023	294,065,612	186,894,826	243,469,735	312,522,021	310,325,282

BROOME COUNTY GOVERNMENT
 APPROPRIATION SUMMARY BY DEPARTMENT

TYPE: X EXPENSE

DEPARTMENT INDEX CODE TITLE	2004 ACTUALS	2005 BUDGET MODIFIED	2005 ACTUAL AS OF 8/31	2006 BUDGET REQUESTED	2006 BUDGET RECOMMENDED	2006 ADOPTED BUDGET
03 FLEET MANAGEMENT	18,069,325	19,344,901	11,729,573	21,078,525	20,952,807	20,952,807
05 RISK MANAGEMENT	30,238,344	31,523,538	19,962,742	34,839,695	34,833,195	34,833,195
16 VOLUNTEER PROGRAMS - WPNH	33,789,865	26,677,175	14,092,030	27,639,574	27,297,574	26,997,573
21 AVIATION LEASED AREA	6,408,057	3,339,066	1,892,565	3,498,946	3,498,946	3,498,946
22 TRANSIT	8,878,543	8,382,730	4,768,734	9,452,299	9,458,545	9,440,597
23 LANDFILL OPERATIONS	13,507,339	13,708,951	5,270,916	13,845,401	13,845,401	13,845,401
24 LEGISLATURE	756,839	784,930	482,477	819,415	819,415	819,415
25 MEDICAL EXAMINERS AND CORONERS	248,731	248,809	178,833	268,540	262,540	262,540
28 PROBATION	3,338,020	3,597,191	2,124,855	3,767,876	3,767,876	3,767,876
30 MOTOR VEHICLES BUREAU	1,871,509	1,993,104	1,161,512	2,104,466	2,060,722	2,045,722
33 DISTRICT ATTORNEY	2,335,670	2,433,892	1,455,367	2,660,830	2,594,726	2,640,233
34 FINANCE	723,212	780,084	443,992	857,161	857,161	857,161
36 WEIGHTS AND MEASURES	2,744,941	2,735,674	1,788,719	2,773,355	2,773,355	2,773,355
37 COMMUNICATION SERVICES	4,628,377	4,970,255	2,890,382	5,085,964	5,081,864	5,081,864
39 LAW	1,709,673	1,793,496	1,043,993	1,930,755	1,857,257	1,857,257
40 PERSONNEL	657,162	737,181	428,600	854,436	854,436	854,436
41 ELECTIONS	679,410	658,464	321,886	1,130,249	1,079,129	1,126,346
42 VETERANS SERVICES	347,043	329,359	191,443	303,054	303,624	288,624
44 PLANNING & ECONOMIC DEVELOPMENT	873,527	1,214,069	755,346	1,505,419	1,082,741	1,082,741
45 CORRECTIONS	22,011,217	22,916,666	13,149,217	25,005,502	24,413,045	24,413,045
46 OES - OPERATIONS	3,179,919	3,377,979	2,061,734	3,730,602	3,610,502	3,610,502
47 MENTAL HEALTH CLINIC	4,167,876	4,284,818	2,457,596	4,438,437	4,264,889	4,294,889
48 CLINIC ADMINISTRATION AND SUPPORT	13,615,462	14,189,896	7,949,846	14,806,548	14,806,548	14,806,548
53 PUBLIC DEFENDER	1,525,450	1,670,568	1,032,630	1,796,932	1,773,932	1,773,932
54 PARKS	2,754,492	2,889,409	1,774,086	2,983,140	2,965,140	2,965,140
55 COUNTY HISTORIAN	303					
63 REAL PROPERTY TAX SERVICES	783,229	806,862	461,382	860,643	852,743	852,743
64 ADMINISTRATION	386,033	370,294	209,351	405,819	405,819	405,819
65 PERFORMING ARTS THEATRE	1,491,863	1,594,449	993,778	1,961,305	1,655,183	1,594,737
67 CERTIFICATION	105,588,287	105,398,285	63,303,704	105,717,648	103,597,510	103,597,510
68 CASA - ADMINISTRATION	1,491,070	1,563,354	831,357	1,632,514	1,632,514	1,632,514
76 AGING - ADMINISTRATION	1,517,126	1,617,257	1,252,021	1,740,429	1,740,429	1,740,429
81 PURCHASING	320,671	284,707	148,074	272,005	272,005	272,005
82 STOP-DWI	401,339	390,000	211,253	375,000	375,000	375,000
84 CENTRAL LIBRARY	2,199,824	2,356,056	1,460,812	2,486,999	2,461,999	2,461,999
85 EN JOIE GOLF COURSE				908,852	908,852	908,852
90 JUSTICES AND CONSTABLES	6,254,523	6,715,207	6,306,322	6,085,965	6,085,965	6,139,564
91 ROBERSON CENTER	2,012,997	3,842,055	1,545,267	2,290,273	2,043,353	1,994,845
92 BOND ANTICIPATION NOTES	1,848,263	2,587,808	2,148,658	2,670,954	2,655,954	2,655,954
93 INTERFUND TRANSFERS	8,344,423	11,674,719	9,658,149	15,924,226	15,886,226	15,548,060
TYPE X SUBTOTAL	311,699,954	313,783,258	187,939,202	330,509,753	325,688,922	325,070,176

BROOME COUNTY GOVERNMENT
 REVENUE SUMMARY BY DEPARTMENT

TYPE:R REVENUE

DEPARTMENT INDEX CODE TITLE	2004 ACTUALS	2005 BUDGET	2005 ACTUALS AS OF 8/31	2006 BUDGET REQUESTED	2006 BUDGET RECOMMENDED	2006 ADOPTED BUDGET
03 FLEET MANAGEMENT	11,676,590	12,894,086	9,369,332	14,250,374	14,564,456	14,564,456
05 HEALTH INSURANCE	29,854,164	30,940,252	19,577,133	34,839,695	34,865,695	34,865,695
16 DIETARY SERVICE-WPNH	31,278,372	24,111,486	13,600,886	28,440,567	28,875,567	26,997,574
21 INTERFUND TRANSFERS-AVIATION	9,161,695	3,376,260	2,089,920	3,506,190	3,506,190	3,506,190
22 TRANSIT	8,948,094	7,326,094	3,745,513	9,029,145	9,029,145	9,011,197
23 RECYCLING OPERATIONS	18,072,121	14,361,367	6,533,098	14,015,553	14,015,553	14,015,553
24 CLERK, LEGISLATURE	1,899	1,500	762			
28 PROBATION	1,269,892	1,404,339	175,728	1,474,185	1,474,185	1,474,185
30 MOTOR VEHICLES BUREAU	3,538,111	3,457,845	1,900,642	3,446,097	3,446,097	3,446,097
33 DISTRICT ATTORNEY	190,623	205,541	65,856	168,490	168,490	168,490
34 GENERAL FUND - G/L ONLY	122,464,801	120,864,337	89,165,349	57,845,602	126,456,985	126,445,264
36 AUDIT AND CONTROL	672,241	503,941	69,535	490,339	531,859	531,859
37 COMMUNICATION SERVICES	1,664,999	1,779,654	880,364	1,797,644	1,797,644	1,797,644
39 DSS LEGAL SUPPORT	873,462	955,962	382,987	1,017,658	1,017,658	1,017,658
40 PERSONNEL	52,816	64,287	8,560	66,535	66,535	66,535
41 ELECTIONS	7,141	800	1,021	402,000	252,402	3,000
42 VETERANS SERVICES	374,385	360,500	247,714	360,500	433,500	433,500
44 PLANNING & ECONOMIC DEVELOPMENT	16,669	24,760	51,586	90,978	24,978	24,978
45 HIGHWAY PATROL	2,462,434	1,160,631	879,634	1,251,349	1,311,349	1,311,349
46 OES - OPERATIONS	854,900	826,480	532,655	702,863	702,863	702,863
47 CONTRACT AGENCIES	3,258,971	3,064,790	1,128,155	3,194,023	3,020,263	3,020,263
48 CLINIC ADMINISTRATION AND SUPPORT	8,623,109	8,323,126	4,763,667	8,539,191	8,539,191	8,539,191
53 PUBLIC DEFENDER	43,654	40,799	30,112	39,334	39,334	39,334
54 RECREATION-GENERAL PROGRAMS	347,458	411,431	247,982	409,517	409,517	409,517
63 REAL PROPERTY TAX SERVICES	773,409	655,000	246,794	655,000	655,000	655,000
64 YOUTH SERVICE PROGRAMS	259,671	268,983	120,539	294,447	294,447	294,447
65 INTERFUND TRANSFERS - ARENA	1,600,933	1,413,163	1,110,852	1,483,055	1,483,055	1,413,380
67 INTERGOVERNMENTAL TRANSFER	56,607,876	48,626,501	26,047,236	47,608,435	47,454,094	47,454,094
68 CASA - ADMINISTRATION	1,496,301	1,563,354	666,866	1,632,514	1,632,514	1,632,514
76 AGING - ADMINISTRATION	1,461,150	1,443,493	833,149	1,403,422	1,403,422	1,403,422
81 PURCHASING	700	1,250	1,240	1,250	1,250	1,250
82 STOP-DWI	337,942	390,000	218,827	375,000	345,000	375,000
84 DEBT SERVICE - LIBRARY	2,041,664	2,269,595	1,757,160	2,378,926	2,378,926	2,378,926
85 EN JOIE GOLF COURSE				908,852	908,852	908,852
90 COUNTY PROMOTION	16,553	17,000	339,632	409,000	409,000	409,000
91 PROMOTION OF INDUSTRY AND TOURISM	756,137	735,000		735,000	800,000	800,000
92 BOND AND NOTE ISSUE EXPENSE	255,901	222,005	104,339	207,005	207,005	207,005
93 INTERFUND TRANSFERS	1,481,184					
TYPE R SUBTOTAL	322,798,022	294,065,612	186,894,825	243,469,735	312,522,021	310,325,282

BROOME COUNTY GOVERNMENT
 APPROPRIATION BY SUBFUND REPORT

TYPE: X EXPENSE

SUBFUND	SUBFUND TITLE	2003 ACTUAL	2004 ACTUAL	2005 BUDGET	2006 DEPT. REQUESTED	2006 BUDGET RECOMMD.	2006 ADOPTED BUDGET
101	GENERAL OPERATING	99,600,782	102,204,993	112,550,010	121,144,676	119,004,199	118,773,077
103	SOCIAL SERVICE OPERATING	98,788,122	105,588,287	105,398,285	105,717,648	103,597,510	103,597,510
203	TRANSIT OPERATING	8,144,563	8,878,543	8,382,730	9,452,299	9,458,545	9,440,597
204	WPNH OPERATING	35,627,290	33,789,865	26,677,175	27,639,574	27,297,574	26,997,573
206	SOLID WASTE MANAGEMENT OP	10,519,690	8,795,687	8,854,905	8,910,053	8,910,053	8,910,053
207	AVIATION OPERATING	5,984,923	6,408,057	3,339,066	3,498,946	3,498,946	3,498,946
250	FLEET MANAGEMENT OPERATIN	763,384	882,014	776,640	852,911	845,911	845,911
251	CENTRAL FOODS OPERATING	3,604,700	3,787,276	3,945,462	4,098,277	4,098,277	4,098,277
252	HEALTH INSURANCE OPERATIN	23,538,765	25,370,026	25,372,423	28,750,784	28,744,284	28,744,284
253	WORKERS COMPENSATION OPER	3,016,613	3,052,606	3,582,211	3,287,978	3,287,978	3,287,978
254	INSURANCE RESERVE OPERATI	1,445,036	1,815,711	2,568,904	2,800,933	2,800,933	2,800,933
301	COUNTY ROAD OPERATING	6,335,260	5,909,551	6,907,304	7,464,501	7,461,411	7,461,411
302	ROAD MACHINERY OPERATING	1,479,556	1,707,181	1,699,179	1,879,761	1,879,761	1,879,761
304	PUBLIC LIBRARY OPERATING	2,122,153	2,199,824	2,356,056	2,486,999	2,461,999	2,461,999
306	ARENA OPERATING	1,080,113	1,310,334	1,372,908	1,615,561	1,432,689	1,363,014
309	EN JOIE GOLF COURSE				908,852	908,852	908,852
TYPE X SUBTOTAL		302,050,950	311,699,955	313,783,258	330,509,753	325,688,922	325,070,176

BROOME COUNTY GOVERNMENT
 REVENUE BY SUBFUND REPORT

TYPE:R REVENUE

SUBFUND	SUBFUND TITLE	2003 ACTUAL	2004 ACTUAL	2005 BUDGET	2006 DEPT. REQUESTED	2006 BUDGET RECOMMND.	2006 ADOPTED BUDGET
101	GENERAL OPERATING	148,389,064	158,584,502	154,442,905	92,902,963	161,249,964	161,018,841
103	SOCIAL SERVICE OPERATING	59,534,837	56,607,876	48,626,501	47,608,435	47,454,094	47,454,094
203	TRANSIT OPERATING	8,368,968	8,948,094	7,326,094	9,029,145	9,029,145	9,011,197
204	WPNH OPERATING	34,314,516	31,278,372	24,111,486	28,440,567	28,875,567	26,997,574
206	SOLID WASTE MANAGEMENT OP	9,753,011	12,818,078	8,854,905	8,432,872	8,432,872	8,432,872
207	AVIATION OPERATING	7,444,971	9,161,695	3,376,260	3,506,190	3,506,190	3,506,190
250	FLEET MANAGEMENT OPERATIN	607,171	861,177	836,735	1,147,884	1,147,884	1,147,884
251	CENTRAL FOODS OPERATING	3,502,067	3,820,719	3,945,462	4,021,681	4,021,681	4,021,681
252	HEALTH INSURANCE OPERATIN	22,925,692	24,045,095	24,818,725	28,750,784	28,750,784	28,750,784
253	WORKERS COMPENSATION OPER	3,280,726	3,238,311	3,145,777	3,287,978	3,313,978	3,313,978
254	INSURANCE RESERVE OPERATI	1,704,213	2,570,757	2,975,750	2,800,933	2,800,933	2,800,933
301	COUNTY ROAD OPERATING	7,193,565	6,039,009	6,348,787	6,969,153	7,367,779	7,367,779
302	ROAD MACHINERY OPERATING	1,627,373	1,282,861	1,646,467	1,875,317	1,875,317	1,875,317
304	PUBLIC LIBRARY OPERATING	2,008,358	2,041,664	2,269,595	2,378,926	2,378,926	2,378,926
306	ARENA OPERATING	1,085,677	1,499,811	1,340,163	1,408,055	1,408,055	1,338,380
309	EN JOIE GOLF COURSE				908,852	908,852	908,852
TYPE R SUBTOTAL		311,740,209	322,798,021	294,065,612	243,469,735	312,522,021	310,325,282

REPORT:BP070
 DATE :12/13/2005

BROOME COUNTY GOVERNMENT
 APPROPRIATIONS BY FUNCTION

TIME: 10:56
 PAGE: 2

TYPE:X EXPENSE

FUNCTION	FUNCTION TITLE	2004 ACTUAL	2005 BUDGET	2005 YTD ACTUAL AS OF 8/31	2006 BUDGET REQUESTED	2006 BUDGET RECOMMENDED	2006 ADOPTED BUDGET
0010	GENERAL GOVERNMENT	60,606,094	63,144,423	38,075,948	68,469,547	68,098,527	68,179,252
0020	EDUCATION	14,802,439	15,210,919	11,418,510	15,924,846	15,924,846	15,924,846
0030	PUBLIC SAFETY	32,664,286	34,343,884	19,885,465	37,355,011	36,608,138	36,606,980
0040	HEALTH	42,791,895	36,226,346	19,274,040	37,554,577	37,039,029	36,769,028
0050	TRANSPORTATION	22,903,332	20,328,279	12,291,680	22,295,507	22,298,663	22,280,715
0060	ECONOMIC ASSISTANCE AND O	109,872,223	109,506,524	65,997,973	110,030,916	107,907,348	107,880,348
0070	HOME AND COMMUNITY	10,155,509	10,598,748	3,837,864	10,981,815	10,538,461	10,522,568
0075	CULTURE/RECREATION	7,584,449	10,083,897	5,263,703	10,013,553	9,442,929	9,363,026
0090	UNDISTRIBUTED	10,319,728	14,340,238	11,894,022	17,883,981	17,830,981	17,543,413
TYPE X SUBTOTAL		311,699,955	313,783,258	187,939,205	330,509,753	325,688,922	325,070,176

BROOME COUNTY GOVERNMENT
 REVENUE BY FUNCTION

TYPE:R REVENUE

FUNCTION	FUNCTION TITLE	2004 ACTUAL	2005 BUDGET	2005 ACTUAL AS OF 8/31	2006 BUDGET REQUESTED	2006 BUDGET RECOMMENDED	2006 ADOPTED BUDGET
				5,234			
0010	GENERAL GOVERNMENT	167,010,753	166,645,455	115,038,065	108,364,530	176,893,835	176,632,712
0020	EDUCATION	5,980,377	5,801,646	3,363,102	6,057,721	6,057,721	6,057,721
0030	PUBLIC SAFETY	7,616,979	6,974,457	3,003,221	7,159,096	7,104,552	7,134,552
0040	HEALTH	37,180,075	29,697,756	16,129,605	34,116,060	34,377,300	32,499,307
0050	TRANSPORTATION	25,431,660	18,697,608	12,950,862	21,379,805	21,778,431	21,760,483
0060	ECONOMIC ASSISTANCE AND O	60,732,406	52,783,848	28,181,158	51,794,871	51,778,530	51,778,530
0070	HOME AND COMMUNITY	12,834,747	8,879,665	4,882,705	8,523,850	8,457,850	8,457,850
0075	CULTURE/RECREATION	4,273,940	4,363,172	3,236,534	5,474,797	5,474,797	5,405,122
0090	UNDISTRIBUTED	1,737,085	222,005	104,339	599,005	599,005	599,005

TYPE R	SUBTOTAL	322,798,022	294,065,612	186,894,825	243,469,735	312,522,021	310,325,282

HISTORICAL TAX LEVY / RATES

YEAR	COUNTY TAX LEVY	COUNTY TAXABLE ASSESSED VALUE	FULL VALUE	TAX RATE PER 1000	FULL VALUE TAX RATE
-----	-----	-----	-----	-----	-----
1980	10,694,530	482,680,921	2,264,500,003	27.970630	4.72269
1981	9,668,308	488,323,468	2,425,685,304	19.798983	3.98580
1982	12,512,505	489,959,629	2,722,430,188	25.537829	4.59608
1983	14,383,543	496,064,929	2,977,959,026	28.995283	4.83000
1984	15,750,734	500,500,135	2,999,108,269	31.469990	5.25181
1985	16,741,000	507,362,527	3,111,190,865	32.996130	5.38090
1986	19,422,860	512,121,910	3,318,704,840	37.926243	5.85254
1987	22,103,593	525,258,814	3,523,940,038	42.081337	6.27241
1988	28,879,709	539,735,218	3,893,090,676	53.507177	7.41820
1989	30,317,677	554,862,377	4,209,937,950	54.639994	7.20145
1990	43,712,596	563,482,065	4,889,787,284	77.575843	8.93957
1991	43,755,573	566,072,704	5,521,813,003	77.300000	7.92413
1992	40,791,901	560,602,191	5,834,987,050	72.760000	6.99092
1993	40,791,901	561,953,086	7,174,960,391	72.589513	5.68531
1994	39,650,691	3,822,490,093	7,153,261,011	10.373000	5.54302
1995	43,576,188	3,778,396,235	6,728,670,219	11.532985	6.47620
1996	42,602,336	3,755,912,650	6,673,999,187	11.342739	6.38333
1997	41,140,835	3,693,525,069	6,625,071,798	11.138637	6.20987
1998	38,865,664	3,620,216,875	6,518,537,857	10.735728	5.96233
1999	37,745,365	3,604,640,914	5,739,871,863	10.582773	6.57599
2000	37,182,608	3,517,335,943	5,744,826,235	10.571242	6.47236
2001	36,777,199	3,519,624,466	5,928,970,906	10.449183	6.20296
2002	36,709,717	3,549,699,395	6,120,595,205	10.341641	5.99774
2003	46,764,650	3,578,389,676	6,623,303,776	13.068630	7.06062
2004	51,282,493	3,590,168,635	6,589,906,744	14.284146	7.78198
2005	51,263,059	3,619,869,899	6,881,481,919	14.161575	7.44942
2006	53,277,881	3,601,928,784	6,998,440,377	14.791486	7.61282

2006 FINAL TAX LEVY BY MUNICIPALITY

MUNICIPALITY	EQUALIZATION RATE*	COUNTY TAXABLE DISTRIBUTED	FULL VALUE	FULL VALUE AS PERCENT	\$53,277,881 COUNTY LEVY	COUNTY TAXABLE**	2006 TAX RATE PER \$1000
CITY OF BINGHAMTON	100.00	\$1,241,780,000	\$1,241,780,000	17.545520%	\$9,347,881	\$1,213,939,907	\$7.700448
TOWN OF BARKER	83.80	\$76,169,064	\$90,893,871	1.284270%	\$684,232	\$76,161,514	\$8.983960
TOWN OF BINGHAMTON	89.00	\$208,858,815	\$234,672,826	3.315770%	\$1,766,572	\$208,836,465	\$8.459117
TOWN OF CHENANGO	83.76	\$463,543,744	\$553,418,988	7.819440%	\$4,166,032	\$463,512,994	\$8.987951
TOWN OF COLESVILLE	10.13	\$16,894,314	\$166,775,064	2.356420%	\$1,255,451	\$16,841,801	\$74.543750
TOWN OF CONKLIN	83.80	\$171,272,650	\$204,382,637	2.887790%	\$1,538,553	\$171,260,660	\$8.983692
TOWN OF DICKINSON	95.00	\$147,688,806	\$155,461,901	2.196573%	\$1,170,287	\$147,658,656	\$7.925624
TOWN OF FENTON	86.00	\$186,019,145	\$216,301,331	3.056193%	\$1,628,275	\$186,001,395	\$8.754101
TOWN OF KIRKWOOD	100.00	\$262,877,951	\$262,877,951	3.714290%	\$1,978,895	\$262,862,627	\$7.528248
TOWN OF LISLE	85.50	\$67,534,653	\$78,987,898	1.116046%	\$594,606	\$67,520,903	\$8.806251
TOWN OF MAINE	79.64	\$155,926,476	\$195,789,146	2.766370%	\$1,473,863	\$155,894,176	\$9.454253
TOWN OF NANTICOKE	85.50	\$41,175,456	\$48,158,428	0.680446%	\$362,527	\$41,173,956	\$8.804765
TOWN OF SANFORD	87.50	\$139,402,228	\$159,316,832	2.251040%	\$1,199,307	\$139,369,904	\$8.605208
TOWN OF TRIANGLE	91.50	\$73,207,758	\$80,008,479	1.130466%	\$602,288	\$73,201,658	\$8.227792
TOWN OF UNION	5.94	\$117,548,070	\$1,978,923,737	27.960868%	\$14,896,956	\$115,661,480	\$128.797902
TOWN OF VESTAL	5.57	\$66,763,099	\$1,198,619,372	16.935690%	\$9,022,977	\$65,725,116	\$137.283546
TOWN OF WINDSOR	93.00	\$196,330,057	\$211,107,588	2.982809%	\$1,589,177	\$196,305,572	\$8.095425
TOTALS	51.19	\$3,632,992,286	\$7,077,476,049	100.000000%	\$53,277,879	\$3,601,928,784	\$14.791486

CONSOLIDATED COUNTY FEES

SUPPLEMENTARY INFORMATION

<u>DEPARTMENT/DIVISION</u>	<u>PAGE</u>
County Fees	
Arena	562
Forum	563
Parks	564
En-Joie Golf	565
Tax Collection	566
County Clerk	567
Common DMV	568
Health Department	569
Landfill Tip Fee	572
Mental Health	573
Office for Aging	574
Planning (Mapping & Data)	575
Sheriff	576
Weights & Measures	577
Willow Point Nursing Home	578
Miscellaneous	579
Civil Service Exams	
Real Property	
Legislature	
Library	
911 Emergency Services	
Public Transportation	
Public Defender	

Veteran's Memorial Arena

RENTAL RATES		January - May & October - December		User Fees	
Flat Rate/Day		\$ 3,500	per day	Exhibitor Elec. Drops	\$ 25 (per day per drop)
Multi-day rental	Monday - Thursday			Head Usher	\$ 9 (per hour, super)
	Day 1	\$ 2,500		Ushers	\$ 8 (per hour)
	Day 2	\$ 2,000		Treasurers Fee	\$ 60
	Day 3 +	\$ 1,500	additional per day	House spotlights	\$ 100 (each)
	Friday - Sunday			House Forklift	\$ 100 (per day)
	Day 1	\$ 3,500		Box Office Usage	
	Day 2	\$ 3,000		Box Office Usage	\$ 850 (per show run)
	Day 3 +	\$ 2,500		Day of show sellers	\$ 100 (per day)
Move-in/ Rehersal		\$ 2,000	per day	Ticket Master charges	
Concourse only		\$ 1,700	per day	Box Office	\$ 0.08 (per ticket)
June - September				Remotes	\$ 0.15 (per ticket)
Flat Rate/Day		\$ 3,000	per day	Phone	3.25% **
Multi-day rental	Monday - Thursday			BO Window	4% **
	Day 1	\$ 2,000		Group Sales	10% (and expenses)
	Day 2	\$ 1,500		Contractual Expenses	
	Day 3 +	\$ 1,000	additional per day	Local I.A.T.S.E. #54	Building setups
	Friday - Sunday				Show move-in/move-out
	Day 1	\$ 2,500			Show setup
	Day 2	\$ 2,000			Performances
	Day 3 +	\$ 1,500		Police	\$ 25 per hour, per officer, 4 hour min
Move-in/ Rehersal		\$ 1,500	per day	Medical/Ambulance	\$ 120 per hour
Concourse only		\$ 1,500	per day	T-shirt security	\$ 16 per hour per officer
Ticketed Events (concert) 1 Day Event				Concessions	American Vending
Attendance					John Palmiter
0 - 3,500		\$ 4,000	rent + expenses	** Subject to automatic increases equal to increases in the inter-bank rates	
3,501 - 4,000		\$ 5,000	rent + expenses		
4,001 - 4,500		\$ 6,000	rent + expenses		
4,501 +		\$ 7,000	rent + expenses		

Broome County Forum

Rental Rates			Contractual Expenses		
A	One day show	\$ 1,400.00	U	Loacal I.A.T.S.E. #54	Building setups
B	2 day show	\$ 2,600.00			show move-in/move out
C	3 day show	\$ 3,600.00			show setup
D	More than 3 day show	\$ 1,000.00 (addional per day)			performances
E	2 shows in a day	\$ 700.00 additional	V	Police	\$ 25.00 (per hour - 4 hour min)
F	Rehersal day	\$ 125.00 (5 hours)	W	T-Shirt Security	\$ 14.00 (per hour)
G		\$ 30.00 (per hour over)	X	Concessions	Food Consultants Inc. American Food & Vending John Palmiter
H	Any organization renting the Forum Theatre of 10 or more performance per year must pay the fee for "E"		W	Event Staff	\$ 8.00 (per hour)
Reduced Weekday (Monday through Thursday)			Z	Event Staff Supervisor	\$ 9.00 (per hour)
I	One day show	\$ 1,400.00	NON-PROFIT Rates		
J	2 day show	\$ 2,400.00	AA	First show of day	\$ 950.00
K	3 day show	\$ 700.00	BB	Second show of day	\$ 475.00
L	More than 3 day show	\$ 700.00 (additional per day)	CC	T-shirt security	\$ 16.00 (per hour)
User Fees					
M	Spotlight	\$ 50.00 Strong Trouper			
N	Spotlights	\$ 125.00 Each, per show Strong Super Trouper - Carbon			
Box Office Fees					
O	Box Office Useage	\$ 200.00 (per run max)			
P	Day of show sellers	\$ 50.00 (per seller)			
Ticket Master Charges					
Q	Box Office	\$ 0.08 (per ticket)			
R	Remotes	\$ 0.15 (per ticket)			
S	Phone	3% **			
T	BO Window	4% **			

** Subject to automatic increases equl to increases in the interbank rates.

Parks and Recreation Fees

Camping			
	Greenwood Upper Lisle		
	\$ 13.00	\$ 10.00	Non-electric
	\$ 15.00		Electric
	\$ 5.00	\$ 5.00	Reservation Fee (1 time per site/per stay)
Shelters			
	\$ 20.00		Weekdays
	\$ 70.00		Weekends/Holidays
	\$ 300.00		Weekdays - Grippen Rink
	\$ 500.00		Weekends/Holidays - Grippen Rink
Boat Rentals			
		Deposit	Per hour Per day
Caones, Rowboats		\$ 10.00	\$ 3.00 \$ 15.00
Paddleboats, Aqua Bikers, Kyaks, Surf Bikes		\$ 10.00	\$ 7.00 N/A
Sailboats		\$ 25.00	\$ 7.00 \$ 25.00
Senior Citizen Rowboats		\$ 5.00	\$ 1.00 \$ 5.00
(62 yrs +, Mon-Fri, no holidays)			
Sailing Lessons			
	\$ 50.00		Per lesson (includes ARC registration fee)
Finch Hollow Programs			
	\$ 2.00		Per participant
Recreational Skating			
	\$ 3.00		Admissions
	\$ 2.00		Skate Rental
	\$ 3.00		Skate Sharpening
	\$ 25.00		Skate Sharpening Coupon
	\$ 25.00		Individual half season pass
	\$ 40.00		Individual full season pas
	\$ 75.00		Family half season pass
	\$ 100.00		Family full season pass
	\$ 90.00		Hourly rental - non-prime
	\$ 100.00		Hourly rental - prime
Cross Country Skiing			
	\$ 2.50		Rental per hour (skis & snowshoes)
	\$ 3.00		Trail fee per day (non-renters)
	\$ 20.00		Season pass

En-Joie Golf Fee 2006 - Proposed

Membership

Adult Membership	\$1,200
Husband and Wife	\$2,000
Seniors – over 62	\$1,000
Seniors: Husband/Wife over 62	\$1,600
Junior	\$500

Daily Fee

Adult	Monday thru Thursday	\$35.00
Adult	Monday thru Thursday w/cart	\$45.00
Senior	Monday thru Thursday	\$30.00
Senior	Monday thru Thursday w/cart	\$40.00
Junior	Monday thru Friday	\$25.00
Junior	Monday thru Friday after 2 pm	\$20.00

Weekend

Adult	FSS with cart	\$50.00
Senior	FSS with cart	\$45.00
Junior	FSS after 2 pm	\$25.00
Junior	FSS after 2 pm with cart	\$35.00

(Driver's License required)

Member on Weekend

Adult with cart	\$20.00
Senior with cart	\$20.00
Cart per person – daily	\$10.00

Tee Time may be made seven (7) days in advance.

Junior Hours: Monday thru Thursday open to 11:00 am and after 2:00 pm.

Riding carts mandatory Friday, Saturday, Sunday and Holidays until 2:00 pm.

Frequent Play Card weekdays is \$315.00 for ten (10) rounds.

Frequent Play Card on weekends is \$450.00 for ten (10) rounds.

Frequent Play Card on weekends for seniors is \$405.00 for ten (10) rounds

Frequent Play Card on weekdays for Seniors is \$270.00 for ten (10) rounds.

FINANCE DEPARTMENT - TAX COLLECTION FEES

Town & County Unpaid Taxes

Date Paid	Description	Fee
January	Original Tax	
February forward	Interest	1% per month
April	Late Charge, Handling Fee	plus 5%, plus \$1
August	Advertising Fee	\$7.00
November	Interest	1% per month
November	Title Search Fee	\$150.00
November	Redemption Fee	\$1.00
	Tax Certificates	
	2 Days	
	Next Day	\$5.00
	Same Day	\$7.00
		\$10.00

School Unpaid Taxes

Last Amount on Bill (1st part of November)	
Penalty	plus 7%

Village Unpaid Taxes

Base Amount of Bill	
Interest depending on Village	plus 7%, 9% or 12%
Late Notice	plus \$1.00
New Total	
Penalty	plus 7%
Added to next Town & County Tax Bill	

County Clerk Fee Schedule

BUSINESS CERTIFICATES PARTNERSHIP OR INDIVIDUAL	REAL ESTATE	SEARCHES
Form \$1.00	Leases, Easements, Power of Attorney	Each two year period \$5.00
File certificate \$25.00	Release of lien of estate tax:	Per name/Per category
File amended certificate \$25.00	Record \$35.00	Ex. Deed, mortgage, DBA
File discontinuance no fee	Plus 3.00/per printed side of each page	PASSPORTS 67.00
Certify a prepared copy \$5.20	Plus 50 cents per notation	Photos 7.00 – photo service available \$7.00
	Transfer Tax Affidavit (TP584)	@ Clerk's Office & Clinton St. DMV
	One original One copy \$10.00	Exemplified judgments 15.00 \$15.00
	Real Property Transfer Report (RP5217)	FAX DOCUMENTS
CERTIFICATION OF DOCUMENT	Residential \$75.00	Per page 1.00 \$1.00
Other than cover by special law \$5.20	All others \$165.00	
	Small Claims assessment review \$30.00	COPIES
	Miscellaneous filing \$5.00	Of recorded and filed documents To file no fee
CIVIL ACTION		.65/page. Minimum of 1.30
Issuance of index number \$210.00	LIENS	To prepare and certify a copy
Request for judicial intervention \$95.00	Attachment (notice of) –	1.25/page. Minimum of 5.00
Note of Issue \$30.00	File and record \$20.00	Maps 5.00 \$5.00
Jury demand \$65.00	Cancel no fee	Certified copies are additional 5.20 \$5.20
Notice of Appeal \$65.00	Building and Loan Agreement	UCC UNIFORM COMMERCIAL CODE
Dissolution of Marriage Certificate \$5.00	File original or amendment \$25.00	UCC-1 Original Financing Statement with
Separation Agreements \$5.00	Discharge no fee	Addendum \$40.00
Motion/cross motion/Order to show cause \$45.00	Common Charge Lien, filing \$5.00	UCC-3 Amendment – Continue, Assign
Stipulation of settlement or voluntary discontinuance \$35.00	Crime Victim Lien no fee	or Terminate
	State Tax Lien no fee	with Addendum \$40.00
	Federal Tax Lien \$40.00	UCC-11
	Hospital Lien no fee	Written search request \$25.00
	Lis Pendens \$45.00	Copies/per document \$5.00
	Plus .50 per notation	WAGE ASSIGNMENTS
	Mechanics Lien	Filing \$5.00
	Filing \$15.00	Satisfaction no fee
	Discharge no fee	Satisfaction or cancel no fee
	Affidavit of service \$5.00	Notice of lending, filing \$15.00
	MORTGAGES	Public welfare lien no fee
	Record (including recording page) \$35.00	Surety Bond \$5.00
	Plus 3.00/per page	NOTARY PUBLIC
	Plus .50/per notation	File Certificate of Appointment \$60.00
	Assignment (including recording page) \$35.00	File Certificate of official character \$20.00
	Plus 3.00/per page	Issue Certificate of appointment \$5.00
	Plus .50/per notation	Certificate authenticating notary \$3.00
	Plus \$3.50 each additional mortgage	Filing \$10.00
	Consolidation extension, modification	Requirements: Linen or Mylar original
	Subordination, corrections, etc. \$35.00	8 ½ x 11 minimum
	Plus 3.00/per page - .50 per notation	34 x 44 maximum
	Affidavits filed with mortgage \$5.00	Subdivision maps with five or more lots
	Discharge (Including recording page) \$35.00	require health department seal.
	Plus 3.00/per page - .50/per notation	Copies \$5.00
	Plus \$13.50/each additional mortgage	Certified Copy Additional \$5.20
	Release part of mortgaged premises (Including recording page) \$35.00	OTHER
	Plus 3.00/per page - .50/per notation	Remote Access Fee Per Annum
	Estoppel Certificate (Including recording page) \$35.00	Oath of Office No Fee
	Plus 3.00/per page - .50/per notation	
OTHER REAL ESTATE TAXES		
MORTGAGE TAX		
1% of the amount of the mortgage		
If a bank, credit union, or lending agency is involved, they pay 1/4% and the borrower pays 3/4%		
TRANSFER TAX		
The rate is \$15 per \$1,000		

Common Department of Motor Vehicles Fees

FEE DESCRIPTION	FEE AMOUNT	Registration Fees for Passenger Vehicles						Registration Fees for Commercial Vehicles		
		Weight of Vehicle (lbs.)	2-year Fee	Weight of Vehicle (lbs.)	2-year Fee	Weight of Vehicle (lbs.)	2-year Fee	Weight of Vehicle (lbs.)	2-year Fee	Weight of Vehicle (lbs.)
Civil Penalty*		0000 - 1650	\$20.50	3551 - 3650	\$47.00	5551 - 5650	\$86.00			
First 30 days	\$8 per day	1651 - 1750	\$22.00	3651 - 3750	\$49.00	5651 - 5750	\$88.00	000 - 500	\$6.00	9,001 - 9,500
31 - 60 days	\$10/day + \$240	1751 - 1850	\$23.00	3751 - 3850	\$51.00	5751 - 5850	\$90.00	501 - 1,000	\$11.50	9,501 - 10,000
61 - 90 days	\$12/day + \$540	1851 - 1950	\$24.50	3851 - 3950	\$53.00	5851 - 5950	\$91.50	1,001 - 1,500	\$17.50	10,001 - 10,500
License Renewal (CDL)*	\$125	1951 - 2050	\$26.00	3951 - 4050	\$55.00	5951 - 6050	\$93.50	1,501 - 2,000	\$23.00	10,501 - 11,000
License Renewal (Class D)*	\$45	2051 - 2150	\$27.00	4051 - 4150	\$57.00	6051 - 6150	\$95.50	2,001 - 2,500	\$29.00	11,001 - 11,500
Permit (Class D)*	\$55	2151 - 2250	\$28.50	4151 - 4250	\$58.50	6151 - 6250	\$97.50	2,501 - 3,000	\$34.50	11,501 - 12,000
Permit (Motorcycle)*	\$16	2251 - 2350	\$29.50	4251 - 4350	\$60.50	6251 - 6350	\$99.50	3,001 - 3,500	\$40.50	12,001 - 12,500
Plate (General)	\$15	2351 - 2450	\$31.00	4351 - 4450	\$62.50	6351 - 6450	\$101.50	3,501 - 4,000	\$46.00	12,501 - 13,000
Registration (ATV)***	\$45	2451 - 2550	\$32.00	4451 - 4550	\$64.50	6451 - 6550	\$103.50	4,001 - 4,500	\$52.00	13,001 - 13,500
Registration (Passenger Vehicle)**	\$60	2551 - 2650	\$33.50	4551 - 4650	\$66.50	6551 - 6650	\$105.50	4,501 - 5,000	\$57.50	13,501 - 14,000
Registration (Snowmobile)***	\$25	2651 - 2750	\$35.00	4651 - 4750	\$68.50	6651 - 6750	\$107.00	5,001 - 5,500	\$63.50	14,001 - 14,500
Registration (Trailer)**	\$20	2751 - 2850	\$36.00	4751 - 4850	\$70.50	6751 - 6850	\$109.00	5,501 - 6,000	\$69.00	14,501 - 15,000
Registration (Truck)**	\$80	2851 - 2950	\$37.50	4851 - 4950	\$72.50	6851 - 6950	\$111.00	6,001 - 6,500	\$75.00	15,001 - 15,500
Title*	\$50	2951 - 3050	\$38.50	4951 - 5050	\$74.00	> 6951	\$112.00	6,501 - 7,000	\$80.50	15,501 - 16,000
		3051 - 3150	\$40.00	5051 - 5150	\$76.00			7,001 - 7,500	\$86.50	16,001 - 16,500
		3151 - 3250	\$41.50	5151 - 5250	\$78.00			7,501 - 8,000	\$92.00	16,501 - 17,000
		3251 - 3350	\$42.50	5251 - 5350	\$80.00			8,001 - 8,500	\$98.00	17,001 - 17,500
		3351 - 3450	\$44.00	5351 - 5450	\$82.00			8,501 - 9,000	\$103.50	17,501 - 18,000
			\$45.00	5451 - 5550	\$84.00					

*These fees have recently increased or will increase on October 1st.

**These fees are based on gross weight. We've made an estimate. These numbers fluctuate a great deal.

***These fees are variable based on membership in trail organizations.

Vehicle Use Taxes for Passenger Vehicles			Vehicle Use Taxes for Commercial Vehicles	
COUNTY	TAX	APPLIES TO:		
BROOME	For passenger vehicles that weigh 3500 lbs. or less: \$10 for two years (\$5 per year).	All original registrations and renewals.	Broome	\$20 for two years (\$10 per year).
	For passenger vehicles that weigh 3501 lbs. or more: \$20 for two years (\$10 per year).			All original registrations and renewals.

**Broome County Health Department
Environmental Health Services Division
Fee Schedule**

PERMITS	Fee
FOOD SERVICE	
Seats <100	\$ 119.00
Seats >99	\$ 238.00
Delicatessen	\$ 155.00
Commissary/Caterer	\$ 321.00
Temporary Food Seasonal	\$ 45.00
Temporary Food (7 days)	\$ 20.00
POOLS/BEACHES	
Bathers 100	\$ 155.00
Bathers more than 100	\$ 309.00
HOTELS/MOTELS	
Base Fee	\$ 203.00
Room Fee (20 or more)	\$ 15.00
MOBILE HOME PARKS (Base Fee)	
Sites: 1 - 20	\$ 215.00
Sites: 21 - 40	\$ 285.00
Sites: 41 - 75	\$ 835.00
Sites 76 and above	\$ 1,075.00
PRIVATE WATER (Surcharge)	
Sites: 41-75	\$ 60.00
Sites 76 and above	\$ 120.00
PRIVATE SEWAGE (Surcharge)	
Sites 41-75	\$ 60.00
Sites 76 and above	\$ 120.00
TRAVEL TRAILER	
Base Fee	\$ 60.00
Per Site	\$ 1.00
CHILDREN'S CAMPS	
	\$ 100.00

PLAN REVIEW	Fee
Food Service	\$ 30.00
Pools/Beaches	\$ 250.00
Spa	\$ 200.00
Hotels/Motels/Room	\$ 15.00
Traver Trailer Camp/Site	\$ 10.00
Mobile Home Parks/Site	\$ 25.00
Children's Camps	\$ 400.00
Individual Sewage Systems	\$ 50.00
New Constructon	\$ 75.00
Existing Construction	\$ 75.00
Commercial Enginnering Plan	\$ 75.00
Mass Gatherings	\$26,000.00
LAND DEVELOPMENT/SITE	
Private Water/Private Sewer	\$ 40.00
Private Sewer/Public Water	\$ 30.00
Private Water/Public Sewer	\$ 20.00
New Public Water/Sewer	\$ 15.00
Existing Public Water/Sewer	\$ 12.50
COMMUNITY WATER	
New Source	\$ 500.00
Distribution	\$ 250.00
MISCELLANEOUS	
Record Search/Page	0.25
Environmental Record Search	\$ 150.00

Environmental Health Services Division Fee Schedule Continued

**Maternal Child Health and Development Division
Fee Schedule**

	Fee
Medication Administration Training	\$ 100.00

**Clinic Division
Fee Schedule**

Visit Type	Fee
Extended	
Initial Pre-Employment Physical Examination	\$ 110.00
TB Physician Visit	\$ 110.00
Intermediate	
Employee Health Services (Physician/Clinician)	\$ 80.00
STD Screen (Physician/Clinician)	\$ 80.00
Travel Immunization	\$ 80.00 (+ vaccine cost)
Limited	
TB Repeat Physician Visit	\$ 50.00
EKG Evaluation (Employee Health)	\$ 50.00
Wart Treatment	\$ 50.00
HIV Pre-Test	\$ 50.00
HIV Post-Test Counseling - Positive or Reactive	\$ 50.00
Brief	
TB Medication Refills (Nurse/Directly Observed Therapy)	\$ 35.00
Brief Nurse/Clinician Visit	\$ 35.00
Education and Counseling	\$ 35.00
Group Travel (groups of ten or more)	\$ 35.00 (+ vaccine cost)
HIV Post-Test (negative)	\$ 35.00
Minimal	
Vaccine Administration (plus vaccine cost if not state supplied)	
single dose	\$ 17.00
multiple dose	\$ 25.00
Lead Screening	\$ 25.00
Immunization History Alone	\$ 25.00

Environmental Health Services Division Fee Schedule Continued

*Additional Charges (if not part of physical exam)	
Gram Stain (if not part of STD screen)	\$ 10.00
KOH	\$ 10.00
Urinalysis Micro (STD)	\$ 10.00
Vision Screen	\$ 10.00
Wet Prep	\$ 10.00
Hearing Screen	\$ 15.00
Blood Pressure	\$ 5.00
Pulmonary Function Test with Interpretation	\$ 50.00
Mantoux Test or Assessment	\$ 10.00
Hemoglobin	\$ 5.00
Urinalysis Dipstick	\$ 5.00
Flu Vaccine	\$ 12.06
MMR (adult)	\$ 35.00
Tetanus ((adult)	\$ 18.00
Pneumovac	\$ 24.57
Hepatitis B (adult)	\$ 25.00
Varicella (adult)	\$ 50.00
Meningococcal Vaccine (for college students)	\$ 85.00
Hepatitis A (for chronic Hepatitis patients)	\$ 21.00
Travel	
Meningococcal Vaccine	\$ 85.00
Typhoid Vaccine	\$ 40.00
Yellow Fever Vaccine	\$ 65.00
Hepatitis A Vaccine	\$ 21.00
Polio (adult, only used for travel in adults)	\$ 22.00
Rabies	\$ 130.00
HIV Rapid Lab Test	\$ 20.00
HIV Rapid Test Kit (doesn't qualify for sliding fee)	\$ 15.00
Venipuncture or Fingerstick	\$ 10.00

Sliding fee scale for all patients, except travel and out-of-county, which are full fee. Rates are based on Medicare Physician Fee Schedule.

Vaccines that are not state supplied are charged at full cost of vaccine and may be subject to change.

Vaccine and administration rates are determined based on actual costs, Medicare and provider rates and may be subject to change.

Laboratory costs are based on contracted services and laboratory costs may change with contract renewals.

Landfill Tip Fee Breakdown

Tipping Fees		\$40 per ton		\$45 per ton		\$20 per ton	
Asbestos (A)	\$ 100.00	\$2 minimum residents		\$2 minimum residents		\$2 minimum residents	
Auto Fluff (AF)	\$ 25.00	\$4 minimum commercial		\$4 minimum commercial			
Residentail Aggregates (AG)	\$ 45.00	Pounds	Cost	Pounds	Cost	Pounds	Cost
Animal Waste (AW)	\$ 100.00	Up to 100	\$ 2.00	Up to 89	\$ 2.00	Up to 200	\$ 2.00
Construction & Demo Debris ©	\$ 40.00	150	\$ 3.00	100	\$ 2.25	250	\$ 2.50
AG / AS Construction (CA)	\$ 45.00	200	\$ 4.00	150	\$ 3.38	300	\$ 3.00
Contaminated Debris (CD)	\$ 45.00	250	\$ 5.00	200	\$ 4.50	350	\$ 3.50
Contaminated Soil (CS)	\$ 27.00	300	\$ 6.00	250	\$ 5.63	400	\$ 4.00
Contaminated Soil Bury (CSB)	\$ 27.00	350	\$ 7.00	300	\$ 6.75	450	\$ 4.50
Contaminated Commercial Garbage (CX)	\$ 40.00	400	\$ 8.00	350	\$ 7.88	500	\$ 5.00
Ditch Dirt (DD)	\$ -	450	\$ 9.00	400	\$ 9.00	550	\$ 5.50
Flood Debris (FD)	\$ -	500	\$ 10.00	500	\$ 11.25	600	\$ 6.00
Glass Aggregate #1 (GL1)	\$ 2.00	600	\$ 12.00	600	\$ 13.50	650	\$ 6.50
Glass Aggregate #2 (GL2)	\$ 4.00	700	\$ 14.00	700	\$ 15.75	700	\$ 7.00
Municipal Cleanup Construction (MCC)	\$ 40.00	800	\$ 16.00	800	\$ 18.00	800	\$ 8.00
Municipal Cleanup Garbage (MCX)	\$ 40.00	900	\$ 18.00	900	\$ 20.25	900	\$ 9.00
Municipal Cleanup Tires (MCT)	\$ 115.00	1000	\$ 20.00	1000	\$ 22.50	1000	\$ 10.00
Pallets (P)	\$ 45.00						
Sludge (S)	\$ 40.00						
Tree Stumps (ST)	\$ 40.00						
Tires (T)	\$ 115.00						
Car Tire (T1)	\$ 1.50						
Truck Tire (T2)	\$ 6.00						
Commercial Garbage (X)	\$ 40.00						
Leaf & Yard Waste (Y)	\$ 20.00						
Tire Fee increase from \$95/ton and Car Tire from \$1.25 to the above listed.							

**BROOME COUNTY MENTAL HEALTH DEPARTMENT
SELF-PAY SLIDING SCALE
Per Visit**

HOUSEHOLD GROSS INCOME	FAMILY SIZE 1	FAMILY SIZE 2	FAMILY SIZE 3	FAMILY SIZE 4	FAMILY SIZE 5	FAMILY SIZE 6	FAMILY SIZE 7+
Medicaid Eligible	\$0	\$0	\$0	\$0	\$0	\$0	\$0
Under \$8,000	\$5	\$5	\$5	\$5	\$5	\$5	\$5
8,000 - 9,999	\$10	\$5	\$5	\$5	\$5	\$5	\$5
10,000 - 11,999	\$15	\$10	\$5	\$5	\$5	\$5	\$5
12,000 - 13,999	\$20	\$15	\$10	\$5	\$5	\$5	\$5
14,000 - 15,999	\$25	\$20	\$15	\$10	\$5	\$5	\$5
16,000 - 17,999	\$30	\$25	\$20	\$15	\$10	\$5	\$5
18,000 - 19,999	\$35	\$30	\$25	\$20	\$15	\$10	\$5
20,000 - 21,999	\$40	\$35	\$30	\$25	\$20	\$15	\$10
22,000 - 23,999	\$45	\$40	\$35	\$30	\$25	\$20	\$15
24,000 - 25,999	\$50	\$45	\$40	\$35	\$30	\$25	\$20
26,000 - 27,999	\$55	\$50	\$45	\$40	\$35	\$30	\$25
28,000 - 29,999	\$60	\$55	\$50	\$45	\$40	\$35	\$30
30,000 - 34,999	\$65	\$60	\$55	\$50	\$45	\$40	\$35
35,000 - 39,999	\$70	\$65	\$60	\$55	\$50	\$45	\$40
40,000 - 44,999	\$75	\$70	\$65	\$60	\$55	\$50	\$45
45,000 - 49,999	\$80	\$75	\$70	\$65	\$60	\$55	\$50
50,000 - 54,999	\$85	\$80	\$75	\$70	\$65	\$60	\$55
55,000 - 64,999	\$90	\$85	\$80	\$75	\$70	\$65	\$60
65,000 - 69,999	\$95	\$90	\$85	\$80	\$75	\$70	\$65
70,000 and Over	\$95	\$90	\$90	\$85	\$80	\$75	\$70

Broome County Office for Aging 2005 Fees & Contributions Update

November 2005

	Current 2005 Fee	Proposed 2006 Fee	2005 Suggested Contribution	2006 Proposed Suggested	Comments
Congregate Meals			\$2.00	\$2.50	Meals served at senior centers
Home Delivered Meals			\$2.00	\$2.50	Meals on Wheels
LTHHC Home Delivered Meals	\$4.25	\$4.50			Meals on Wheels -LTHHC clients
LTHHC Congregate Meals	\$3.25	\$3.75			Meals served at senior centers-LTHHC
Adult Day Care			\$14.00	\$16.00	One 8-hour day of service
Adult Day Care - Private Pay	\$34.00	\$40.00			One 8-hour day of service
Adult Day Care - LTHHC	\$34.00	\$40.00			One 8-hour day of service
Transportation			\$1.00/one way ride	\$1.00/one way ride	Considering increase to \$1.25 mid 2006
EISEP (Contribution)			\$1.50-\$4.00 /hour	\$1.50-\$4.00 /hour	one hour of personal care service
EISEP (Cost share)	See attached				one hour of personal care service
Senior News Ads	Varies by ad size/#	No change planned			Business advertisements
Sr. News Sub./Misc			\$7.00 annually	\$7.00 annually	12 monthly issues of "Senior News"
Respite			\$10-\$35/day	\$10-\$35/day	4 hours of caregiver respite service

Broome County Mapping and Data Fee Schedule

Department of Planning & Economic Development

Prints or Digital Images

-Printed or supplied as a digital image (PDF, etc.)

Paper Size

Product:	A	B	C	D	E
	8.5 x 11 B&W/Color/Digital	11 x 17 B&W/Color/Digital	17 x 22 B&W/Color/Digital	22 x 34 B&W/Color/Digital	34 x 44 B&W/Color/Digital
Existing Digital Map*	\$2.25	\$2.50	\$3.00	\$4.00	\$6.00
Simple Custom Map**	\$6.25	\$6.50	\$7.00	\$8.00	\$10.00
Complex Custom Map***	\$14.25	\$14.50	\$15.00	\$16.00	\$18.00
If above map has aerial photos add:	\$0.25	\$0.50	\$1.00	\$2.00	\$4.00

*Existing maps are already in digital format and require no alteration--just printing.

**Simple maps (no air photos) can include up to 3 data layers, AND no manipulation of labels, data, map layouts, etc.

***Complex maps (no air photos) can include 4 or more data layers, AND/OR manipulation of labels, data, graphics, map layouts, etc.

Paper Copies

-From original paper or mylar

Paper Size*

Product:	8.5 x 11	11 x 17	Large
	B&W	B&W	B&W
Historical Aerial Photos			
Search (including 1 copy):	\$5.00	\$5.00	\$5.00
Per Copy:	\$0.25	\$0.50	\$5.00
Site Plans (per page)	\$0.25	\$0.50	\$3.00
Other Maps or Documents	\$0.25	\$0.50	\$4.00

*8.5 x 11 and 11 x 17 include reproductions using the Copier. Large size include reproductions using the Diazo Machine or Engineering Copier.

Shipping & Handling Charge: \$5.00

Digital GIS File Prices*

-ArcView Shapefile or MrSid Image Format

\$10 per layer **EXCEPT:**

1. Tax Parcels=\$.05 per parcel for an entire municipality
 OR \$.07 per individual parcels
2. 1999 Aerial Photography =
 \$10 per low altitude (urban) tile
 \$5 per high altitude (rural) tile
3. Slope or Contours=\$100
4. Centerline Road File with Address Ranges=\$250

*Not all GIS layers will be available for digital distribution

CD Charge: \$1.00

Broome County's Sheriff's Department

Description	Fees
Records Money	.25 per copy for accident reports
Other Public Safety Income	
5th Avoidable Alarm	\$25
6th and up	\$50
Sheriff ID Fees	\$7.50 \$10 effective 1/1/06
Pistol Permits	\$10 (County's portion per Penal Law)
Felony Prisoners	\$34 per day for parole violators
Other Local Governments	\$85 base rate per day inmate house
	\$200 Medical per day inmate house
	\$150 Special housing per day
US Marshall Jail Facility	\$97 per day

Sheriff Fees		MILEAGE CHART	
INCOME EXECUTION - 1ST STAGE	\$ 35.00	\$ 7.25 MAINE	\$ 8.50
INCOME EXECUTION - 2ND STAGE	\$ 35.00	\$ 6.00 MCCLURE	\$ 13.00
INCOME EXECUTION - 2ND STAGE ONLY	\$ 35.00	\$11.00 MURPHY ROAD	\$ 5.00
PROPERTY EXECUTION LEVY	\$ 30.00*	\$ 3.25 NANTICOKE	\$ 11.00
PROPERTY EXECUTION / SALE - DEPOSIT	\$ 350.00	\$ 6.50 NINEVAH	\$ 12.00
PROPERTY EXECUTION REAL PROPERTY DEPOSIT	\$ 550.00	\$ 2.00 NORTH SANFORD	\$ 14.00
POSTINGS OF NOTICE OF SALE	\$15.00*	\$ 7.00 PORT CRANE	\$ 5.50
SUMMONS (WITH COMPLAINT, NOTICE & PETITION)	\$15.00*	\$ 5.00 PORT DICKINSON	\$ 2.25
INFORMATION SUBPOENA	\$45.00*	\$ 6.00 PIERCE CREEK RD	\$ 5.00
SUBPOENA (DUCES TECUM)	\$15.00*	\$ 7.00 RICHFORD	\$ 13.00
CITATION	\$15.00*	\$ 8.00 ROSS CORNERS	\$ 6.00
3 DAY NOTICE OR 30 DAY NOTICE TO TENANT	\$15.00*	\$14.50 SANITARIA SPRINGS	\$ 6.50
SHOW CAUSE ORDER	\$45.00*	\$ 8.50 TRACEY CREEK RD	\$ 7.00
NOTICE OF MOTION	\$45.00*	\$ 5.00	
WRIT OF HABEAS CORPUS (CONTEMPT ORDER)	\$45.00*	\$ 4.00 TRIANGLE	\$ 11.50
ORDER/WARRANT OF ARREST	\$65.00*	\$10.00 TUNNEL RD	\$ 7.50
ANY OTHER MANDATE ORDERS	\$45.00*	\$ 6.00 UNION CENTER	\$ 6.00
ORDER OF SEIZURE	\$90.00*	\$10.50 VESTAL CENTER	\$ 8.00
ADDITIONAL DEFENDANT SERVED	\$40.00	\$ 5.00 VESTAL	\$ 6.00
WITH SUMMONS AND COMPLAINT	\$15.00	\$ 8.00 WEST CORNERS	\$ 5.50
EACH ADDITIONAL SERVICE	\$15.00	\$ 3.00 WHITNEY POINT	\$ 11.00
ORDER OF ATTACHMENT	\$85.00*	\$ 5.25 WINDSOR	\$ 11.00
ADDITIONAL LEVY	\$40.00	\$ 13.00	
WITH SUMMONS AND COMPLAINT	\$15.00	\$ 5.50	
EACH ADDITIONAL SERVICE	\$15.00	\$ 12.00	
NOTICE OF APPEAL	\$30.00*		
NOTICE OF PETITION/PETITION TO RECOVER	\$45.00*		
ADDITIONAL TENANT	\$15.00		
WARRANT OF EVICTION	\$110.00*		
ADDITIONAL TENANT	\$30.00		

Audit & Control - Weights & Measures

1. Scales	Fee*	6. Vehicles	Fee*
(I) Up to and including 15 kg (33 lb) capacity:		(I) Metering systems 300 L/min (79 gpm) or less	\$ 100
(a) for each of the first five scales per establishment	\$ 20	"Re-seal" - adopted by the Broome County Legislature 11/20/03	\$ 25
(b) for each scale per establishment after the first five	\$ 10	(II) Metering systems over 300 L/min (79 gpm)	\$ 120
(II) Over 15 kg (33 lb) and including 300 kg (661 lb) capacity	\$ 40	(III) Compartment calibration:	
(III) Over 300 kg (661 lb) and including 1,500 kg (3,307 lb) capacity	\$ 100	(a) Up to and including 3,000 L (793 gal) capacity	\$ 40
(IV) Over 1,500 kg (3,307 lb) and including 7,000 kg (15,432 lb) capacity	\$ 140	(b) Over 3,000 L (793 gal) and including 6,000 L (1,585 gal) capacity	\$ 80
(V) Over 7,000 kg (15,432 lb) and including 23,000 kg (50,706 lb) capacity	\$ 160	(c) Over 6,000 L (1,585 gal) and including 12,000 L (3,170 gal) capacity	\$ 120
(VI) Over 23,000 kg (50,706 lb) capacity	\$ 200	(d) Over 12,000 L (3,170 gal) capacity	\$ 240
(VII) Tank, batch and crane scales	\$ 200		
2. Weights - field standard (Class F)		7. Stationary petroleum metering systems	
(I) Up to and including 3 kg (7 lb)	\$ 8	(I) Up to 400 L/min (106 gpm)	\$ 100
(II) Over 3 kg (7 lb) and including 30 kg (66 lb)	\$ 16	(II) Over 400 L/min (106 gpm) and including 2,000 L/min (528 gpm)	\$ 120
(III) Over 30 kg (66 lb) and including 300 kg (661 lb)	\$ 32	(III) Over 2,000 L/min (528 gpm) and including 4,000 L/min (1,057 gpm)	\$ 140
(IV) Over 300 kg (661 lb) and including 1,200 kg (2,646 lb)	\$ 60	(IV) Over 4,000 L/min (1,057 gpm)	\$ 160
3. Linear field measures		8. Bulk milk tanks	
(I) Up to 1 m (39 in)	\$ 4	(I) Up to 3,000 L (793 gal) capacity	\$ 40
(II) Over 1 m (39 in) and including 16 m (52 ft)	\$ 8	(II) Over 3,000 L (793 gal) and including 6,000 L (1,585 gal) capacity	\$ 80
(III) Over 16 m (52 ft) and including 31 m (102 ft)	\$ 12	(III) Over 6,000 L (1,585 gal) and including 12,000 L (3,170 gal) capacity	\$ 120
(IV) Over 31 m (102 ft)	\$ 20	(IV) Over 12,000 L (3,170 gal) capacity	\$ 240
(V) Fabric measuring devices	\$ 20		
(VI) Wire and cordage measuring devices	\$ 40		
4. Liquid measures and devices		9. Timing devices	
(I) Liquid measures 20 L (5 gal) or less	\$ 8	(I) All commercially used devices where time is a basis for charge	\$ 4
(II) Liquid pump (hand-operated) 20 L (5 gal) or less	\$ 20	except for:	
		Devices owned or operated by governmental agencies	N/C
5. Petroleum dispensing and measuring devices		10. Taxi meters	\$ 40
(I) Single dispensing pump	\$ 20		
(II) Dual dispensing pump	\$ 40		
(III) Blend dispensing pump	\$ 40		
(IV) Grease and oil pump	\$ 8		

* - per New York State Code of Rules and Regulations, Section 220.3 - Weights & Measures Fees

Willow Point Nursing Home
Medicaid - Resource Utilization Groups (RUG Score)

Nursing case-mix	Therapy Case-mix	Non-case-mix	Non-case-mix component
\$137.44	\$103.53	\$13.63	\$70.15

0.76087 Labor
 0.23913 Non-Labor

Wage index: **0.8571** Wage Index

1.0011 Budget Neutrality Factor

53 RUG-III Group	Nursing Index	Component Rate	Therapy Index	Case Mix Rate	Therapy Non-Case Mix	Non-Case Mix Component	FY 2005 Federal Total rate	Labor Related Adjusted	Non-Labor Related	Total Rate, Wage Adjusted
RUX	1.81	\$ 248.77	2.46	\$ 254.68		\$ 70.15	\$ 573.60	\$ 374.07	\$ 137.17	\$ 511.23
RUL	1.34	\$ 184.17	2.46	\$ 254.68		\$ 70.15	\$ 509.00	\$ 331.94	\$ 121.72	\$ 453.66
RVX	1.47	\$ 202.04	1.18	\$ 122.17		\$ 70.15	\$ 394.35	\$ 257.17	\$ 94.30	\$ 351.47
RVL	1.26	\$ 173.17	1.18	\$ 122.17		\$ 70.15	\$ 365.49	\$ 238.35	\$ 87.40	\$ 325.75
RHX	1.36	\$ 186.92	1.04	\$ 107.67		\$ 70.15	\$ 364.74	\$ 237.86	\$ 87.22	\$ 325.08
RHL	1.31	\$ 180.05	1.04	\$ 107.67		\$ 70.15	\$ 357.87	\$ 233.38	\$ 85.58	\$ 318.96
RMX	1.84	\$ 252.89	0.97	\$ 100.42		\$ 70.15	\$ 423.46	\$ 276.16	\$ 101.26	\$ 377.42
RML	1.60	\$ 219.90	0.97	\$ 100.42		\$ 70.15	\$ 390.48	\$ 254.65	\$ 93.38	\$ 348.02
RLX	1.24	\$ 170.43	0.62	\$ 64.19		\$ 70.15	\$ 304.76	\$ 198.75	\$ 72.88	\$ 271.63
RUC	1.22	\$ 167.68	2.20	\$ 227.77		\$ 70.15	\$ 465.59	\$ 303.63	\$ 111.34	\$ 414.97
RUB	0.95	\$ 130.57	2.20	\$ 227.77		\$ 70.15	\$ 428.48	\$ 279.43	\$ 102.46	\$ 381.90
RUA	0.79	\$ 108.58	2.20	\$ 227.77		\$ 70.15	\$ 406.49	\$ 265.09	\$ 97.20	\$ 362.30
RVC	1.16	\$ 159.43	1.33	\$ 137.69		\$ 70.15	\$ 367.28	\$ 239.52	\$ 87.83	\$ 327.34
RVB	1.03	\$ 141.56	1.33	\$ 137.69		\$ 70.15	\$ 349.41	\$ 227.86	\$ 83.55	\$ 311.42
RVA	0.78	\$ 107.20	1.33	\$ 137.69		\$ 70.15	\$ 315.05	\$ 205.46	\$ 75.34	\$ 280.79
RHC	1.15	\$ 158.06	1.10	\$ 113.88		\$ 70.15	\$ 342.09	\$ 223.09	\$ 81.80	\$ 304.89
RHB	1.06	\$ 145.69	1.10	\$ 113.88		\$ 70.15	\$ 329.72	\$ 215.02	\$ 78.85	\$ 293.87
RHA	0.89	\$ 122.32	1.10	\$ 113.88		\$ 70.15	\$ 306.35	\$ 199.79	\$ 73.26	\$ 273.05
RMC	1.10	\$ 151.18	1.04	\$ 107.67		\$ 70.15	\$ 329.01	\$ 214.56	\$ 78.68	\$ 293.23
RMB	1.03	\$ 141.56	1.04	\$ 107.67		\$ 70.15	\$ 319.38	\$ 208.28	\$ 76.37	\$ 284.66
RMA	0.99	\$ 136.07	1.04	\$ 107.67		\$ 70.15	\$ 313.89	\$ 204.70	\$ 75.06	\$ 279.76
RLB	1.09	\$ 149.81	0.62	\$ 64.19		\$ 70.15	\$ 284.15	\$ 185.30	\$ 67.95	\$ 253.25
RLA	0.81	\$ 111.33	0.62	\$ 64.19		\$ 70.15	\$ 245.67	\$ 160.21	\$ 58.75	\$ 218.95
SE3	1.76	\$ 241.89			\$ 13.63	\$ 70.15	\$ 325.67	\$ 212.39	\$ 77.88	\$ 290.26
SE2	1.42	\$ 195.16			\$ 13.63	\$ 70.15	\$ 278.94	\$ 181.91	\$ 66.38	\$ 248.29
SE1	1.20	\$ 164.93			\$ 13.63	\$ 70.15	\$ 248.71	\$ 162.19	\$ 59.47	\$ 221.67
SSC	1.15	\$ 158.06			\$ 13.63	\$ 70.15	\$ 241.84	\$ 157.71	\$ 57.83	\$ 215.54

53 RUG-III Group	Nursing Index	Component Rate	Therapy Index	Case Mix Rate	Therapy Non-Case Mix	Non-Case Mix Component	FY 2005 Federal Total rate	Labor Related Adjusted	Non-Labor Related	Total Rate, Wage Adjusted
SSB	1.08	\$ 148.44			\$ 13.63	\$ 70.15	\$ 232.22	\$ 151.44	\$ 55.53	\$ 206.97
SSA	1.03	\$ 141.56			\$ 13.63	\$ 70.15	\$ 225.34	\$ 146.96	\$ 53.89	\$ 200.84
CC2	1.15	\$ 158.06			\$ 13.63	\$ 70.15	\$ 241.84	\$ 157.71	\$ 57.83	\$ 215.54
CC1	1.01	\$ 138.81			\$ 13.63	\$ 70.15	\$ 222.59	\$ 145.16	\$ 53.23	\$ 198.39
CB2	0.94	\$ 129.19			\$ 13.63	\$ 70.15	\$ 212.97	\$ 138.89	\$ 50.93	\$ 189.82
CB1	0.86	\$ 118.20			\$ 13.63	\$ 70.15	\$ 201.98	\$ 131.72	\$ 48.30	\$ 180.02
CA2	0.85	\$ 116.82			\$ 13.63	\$ 70.15	\$ 200.60	\$ 130.82	\$ 47.97	\$ 178.79
CA1	0.76	\$ 104.45			\$ 13.63	\$ 70.15	\$ 188.23	\$ 122.76	\$ 45.01	\$ 167.77
IB2	0.71	\$ 97.58			\$ 13.63	\$ 70.15	\$ 181.36	\$ 118.27	\$ 43.37	\$ 161.64
IB1	0.69	\$ 94.83			\$ 13.63	\$ 70.15	\$ 178.61	\$ 116.48	\$ 42.71	\$ 159.19
IA2	0.59	\$ 81.09			\$ 13.63	\$ 70.15	\$ 164.87	\$ 107.52	\$ 39.43	\$ 146.94
IA1	0.53	\$ 72.84			\$ 13.63	\$ 70.15	\$ 156.62	\$ 102.14	\$ 37.45	\$ 139.59
BB2	0.70	\$ 96.21			\$ 13.63	\$ 70.15	\$ 179.99	\$ 117.38	\$ 43.04	\$ 160.42
BB1	0.66	\$ 90.71			\$ 13.63	\$ 70.15	\$ 174.49	\$ 113.79	\$ 41.73	\$ 155.52
BA2	0.58	\$ 79.72			\$ 13.63	\$ 70.15	\$ 163.50	\$ 106.62	\$ 39.10	\$ 145.72
BA1	0.49	\$ 67.35			\$ 13.63	\$ 70.15	\$ 151.13	\$ 98.56	\$ 36.14	\$ 134.69
PE2	0.81	\$ 111.33			\$ 13.63	\$ 70.15	\$ 195.11	\$ 127.24	\$ 46.66	\$ 173.89
PE1	0.78	\$ 107.20			\$ 13.63	\$ 70.15	\$ 190.98	\$ 124.55	\$ 45.67	\$ 170.22
PD2	0.73	\$ 100.33			\$ 13.63	\$ 70.15	\$ 184.11	\$ 120.07	\$ 44.03	\$ 164.09
PD1	0.72	\$ 98.96			\$ 13.63	\$ 70.15	\$ 182.74	\$ 119.17	\$ 43.70	\$ 162.87
PC2	0.67	\$ 92.08			\$ 13.63	\$ 70.15	\$ 175.86	\$ 114.69	\$ 42.05	\$ 156.74
PC1	0.66	\$ 90.71			\$ 13.63	\$ 70.15	\$ 174.49	\$ 113.79	\$ 41.73	\$ 155.52
PB2	0.52	\$ 71.47			\$ 13.63	\$ 70.15	\$ 155.25	\$ 101.24	\$ 37.12	\$ 138.37
PB1	0.51	\$ 70.09			\$ 13.63	\$ 70.15	\$ 153.87	\$ 100.35	\$ 36.80	\$ 137.14
PA2	0.50	\$ 68.72			\$ 13.63	\$ 70.15	\$ 152.50	\$ 99.45	\$ 36.47	\$ 135.92
PA1	0.47	\$ 64.60			\$ 13.63	\$ 70.15	\$ 148.38	\$ 96.76	\$ 35.48	\$ 132.24

Other Project Fees

Medicaid per diem	\$ 144.10
Commercial & Private Room rate	\$ 200.00
New York State Assessment	6%
Medicare Part D Services	
PT Evaluations	\$ 65.26
OT Evaluations	\$ 68.31

Calculations based SNF PPS Final Update correction published in 2005 Federal Register
 Rate difference of a penny due to rounding in calculations
 For FY 2005 and 2006, the MMA provided for a temporary 128% increase in PPS per diem
 payment for AIDS, Transmittal 160 (April 30, 2004).
 Available at: www.cms.hhs.gov/manuals/transmittals/comm_date_dsc.asp

Misc. Broome County Fee Schedule

Civil Service Exams	Real Property
Open-competitive \$ 15.00	Small Maps \$ 3.00
Promotional \$ 7.50	Large Maps \$ 5.00
Uniformed OC \$ 25.00	Planametric Map \$ 7.50
Uniformed Prom \$ 12.50	Full County Maps-Disk \$ 500.00
*Unemployed DSS recipients who are primarily responsible for their household may receive waivers	
Legislature	
Guide to County, Town and Village Officials First Free - \$2.00 each add	Title Search Fee \$ 150.00
Freedom of Information Req \$0.25 / page	Tax Installment Certification \$ 10.00
Price varies due to medium & Computer time	Full Sheet Ariel Maps \$ 20.00
Budget Book (hard copy) \$17.50	Tax Receipt (pick up) \$ 1.00
Budget Book (CD) \$7.50	Tax Receipt (mail or fax) \$ 2.00
Capital Improvement Program \$3.50	Copies \$ 0.25
Rate based on printing costs provided by Budget Office	RPS Files on CD \$ 25.00
Broome County Library	Tax Bill Processing Charges
Overdues	Maintenance \$ 0.75
Adult materials	Paper \$ 0.02
Print 10¢/day/item	Folding \$ 0.03
CDs 10¢/day/item	Stuffing \$ 0.05
Books on tape/Books on CD 10¢/day/item	Sealing \$ 0.05
Interlibrary loan (ILL) 50¢/day/item	Printing \$ 0.05
VC/DVD/MP3 players \$2.00/day/item	Additional Insert \$ 0.03
Children's materials	911 Emergency Services
Print 10¢/day/item	Wireline phones \$.35/month
CDs 10¢/day/item	Wireless phones \$.30/month
VC/DVD, Leap Pad Kits \$2.00/day/item	Public Transportation (Bus Fees)
Maximum fines	Peak \$1.00
Hardcover books and AV \$10.00	Off Peak \$1.00
VC/DVD \$20.00	Seniors and disabled (Off Peak) \$0.50
Paperbacks and periodicals \$5.00	Tokens (22 for \$20) \$0.91
Youth Services hardcover books/cassettes \$5.00	Monthly Pass (Unlimited) \$35.00
Interlibrary loan (ILL) No Limit	Student Pass (Monthly) \$22.00
Repair for recirculation varies	Elderly & Disabled (Monthly) \$22.00
Processing fees (all materials) \$ 5.00	BC Lift \$2.00
Lost card \$ 5.00	Public Defender
Returned check fee \$ 20.00	Court Ordered Revenue
Collectionfee \$10.00	Misdemeanors \$65/hour
Photocopies (public machines) 20¢/copy	Felonies \$75/hour
Microfilm prints 25¢/copy	Parole Matters \$75/hour
Computer prints (public use computers) 15¢/sheet	