

2021 BROOME COUNTY --- RECOMMENDED BUDGET




Table of Contents

<u>Item</u>	<u>Page</u>	<u>Item</u>	<u>Page</u>
Budget and Appropriations Resolutions	A-1	Public Safety	
Broome County Administration	A-4	Sheriff (Elected Official)	158
Broome County Legislature	A-5	Emergency Services	174
Budget Message	A-7	Probation	190
Summary by Fund	A-8	Security Services	196
Operating Department Budgets		Stop-DWI	203
General Government		Health	
Legislature (Elected Official)	2	Health	210
Executive (Elected Official)	10	Mental Health	238
County Clerk (Elected Official)	15	Willow Point Nursing Facility	245
District Attorney (Elected Official)	32	Transportation	
Audit and Control	41	Aviation	282
Central Food and Nutrition Services	50	Highways	
Coroners	54	County Roads	290
Elections	58	Road Machinery	299
Office of Management and Budget	63	Public Transportation	304
Information Technology	70	Economic Assistance and Opportunity	
Law	81	Office for Aging	312
Personnel	91	Social Services	318
Public Defender	99	Veterans' Services	354
Public Works	105	Home and Community Services	
Fleet Management	123	Planning and Economic Development	362
Purchasing	129	Solid Waste Management	368
Real Property Tax Service	135		
Risk and Insurance			
Risk Management	142		
Health Insurance	149		
Workers' Compensation	153		

<u>Item</u>	<u>Page</u>
Culture and Recreation	
Broome County Veterans' Memorial Arena	378
Forum Performing Arts Theater	384
En-Joie Golf Course	389
Parks and Recreation	395
Library	411
Unallocated Items	
Special Objects of Expense	420
Debt Service (General Fund)	425
Inter-fund Transfers (General Fund)	428
Capital Budget	
Capital Budget	432
Summary of Debt	444
History of Debt Service	446
Serial Bonds	447
Bond Anticipation Notes	474
Authorized Unissued Debt	478
Authorized Capital Projects	484
Debt Statement Summary	493
Community College Debt Liability and Payment History	494
Supplementary Information	
Personnel Changes	516
Personnel Summary	518
Financial Summaries	521
Historical Tax Levies and Rates	530
Property Tax Levy by Municipality	532
Property Tax Exemption Summary	534

<u>Item</u>	<u>Page</u>
County Fees	
Arena	537
Forum	538
Parks	539
En-Joie Golf	540
Tax Collection	541
County Clerk	542
Motor Vehicles	543
Health Department	544
Landfill	546
Office for Aging	547
Planning	548
Sheriff	550
Weights and Measures	551
Miscellaneous	552
Greater Binghamton Airport	
Willow Point Nursing Home	
Dog Shelter	
Taxicab	
Civil Service Exams	
Legislature	
Real Property	
Library	
911 Emergency Services	
Public Defender	
Public Transportation	

RESOLUTION APPROVING THE 2021-2026 CAPITAL IMPROVEMENT PROGRAM

RESOLVED, that the 2021 Capital Budget and the 2021-2026 Capital Improvement Program as accompanying the tentative budget for 2021, and as corrected and amended, is hereby approved and adopted as the 2021 Capital Budget and the 2021-2026 Capital Improvement Program for the County of Broome, and be it

FURTHER RESOLVED, that the Director of the Office of Management and Budget be and hereby is authorized, empowered, and directed to correct any modifications, changes, additions, and/or typographical errors not effecting the substance of the capital budget and capital program, and that the Director of the Office of Management and Budget is further directed, after making such corrections, to file the same with the Clerk of the County Legislature and to furnish said Clerk with copies thereof for the members of the County Legislature.

COUNTY OF BROOME) ss.:
STATE OF NEW YORK)

I, the undersigned, Clerk of the Legislature of the County of Broome, DO HEREBY CERTIFY that the above is an original resolution of such Legislature duly adopted on the ___th day of ___November___, 2020, by a majority of the members elected to the Legislature of said County at a regular meeting of said Legislature.

I FURTHER CERTIFY that at the time said resolution was adopted said Legislature was comprised of fifteen members.

IN WITNESS WHEREOF, I have hereunto set my hand and affixed the corporate seal of said Legislature this ___ day of _____, 2020.

Date sent to County Executive _____

Approved _____

County Executive

Clerk, County Legislature

County of Broome

Date _____, 20__.

RESOLUTION MAKING APPROPRIATIONS FOR THE CONDUCT OF THE BROOME COUNTY GOVERNMENT FOR FISCAL YEAR 2021

WHEREAS, this County Legislature, by an accompanying Resolution xxx of 2020, has adopted a budget for fiscal year 2021, now, therefore be it

RESOLVED, that the several amounts specified in such budget under the various categories and the various objects of expense in the 2021 tentative budget under the recommended column, unless a specific change or correction has been made in the same, in which case such change or corrected figure shall apply, shall be the amount appropriated for such items, effective January 1, 2021, and be it

FURTHER RESOLVED, that the fee schedules changing, deleting or establishing certain fees for the purpose of offsetting operating expenses be adopted, and be it

FURTHER RESOLVED, that the Director of the Office of Management and Budget is hereby authorized, empowered and directed to correct any modifications, changes, additions and/or typographical errors not effecting the substance of the budget, and that the Director of the Office of Management and Budget is further directed, after making such corrections, to file same with the Clerk of the County Legislature and to furnish said Clerk with sufficient copies thereof for the members of the County Legislature.

COUNTY OF BROOME) ss.
STATE OF NEW YORK)

I, the undersigned, Clerk of the Legislature of the County of Broome, DO HEREBY CERTIFY that the above is an original resolution of such Legislature duly adopted on the ___th day of ___ November, 2020, by a majority of the members elected to the Legislature of said County at a regular meeting of said Legislature.

I FURTHER CERTIFY that at the time said resolution was adopted said Legislature was comprised of fifteen members.

IN WITNESS WHEREOF, I have hereunto set my hand and affixed the corporate seal of said Legislature this ___ day of _____, 2020.

Date sent to County Executive _____

Approved _____

County Executive

Clerk, County Legislature

County of Broome

Date _____, 20__.

RESOLUTION ADOPTING THE BROOME COUNTY BUDGET FOR FISCAL YEAR 2021

RESOLVED, that the tentative budget of the County of Broome, including the County's 2021 Capital Budget, as corrected and amended to \$ xxx,xxx,xxx be and is hereby adopted as the budget for the County of Broome, for the year commencing January 1, 2021 and ending December 31, 2021, and be it

FURTHER RESOLVED, that the Director of the Office of Management and Budget is hereby authorized, empowered, and directed to correct any modifications, changes, additions and/or typographical errors not effecting the substance of the budget and that the Director of the Office of Management and Budget is further directed, after making such corrections, to file same with the Clerk of the County Legislature and to furnish said Clerk with sufficient copies thereof for the members of the County Legislature.

COUNTY OF BROOME) ss.
STATE OF NEW YORK)

I, the undersigned, Clerk of the Legislature of the County of Broome, DO HEREBY CERTIFY that the above is an original resolution of such Legislature duly adopted on the ___th day of ___November___, 2020, by a majority of the members elected to the Legislature of said County at a regular meeting of said Legislature.

I FURTHER CERTIFY that at the time said resolution was adopted said Legislature was comprised of fifteen members.

IN WITNESS WHEREOF, I have hereunto set my hand and affixed the corporate seal of said Legislature this ___ day of _____, 2020.

Date sent to County Executive _____

Approved _____

County Executive

Clerk, County Legislature

County of Broome

Date _____, 20__.

2020 Broome County Administration

County Executive's Office

Jason T. Garnar	County Executive
Kevin M. McManus	Deputy County Executive
Haley McCrory	Executive Assistant to the County Executive
Colleen Wagner	Executive Assistant to the County Executive
Monika Hammer	Secretary to Deputy County Executive
Matthew Simmons	Administrative Assistant to the County Executive
	Administrative Assistant to the County Executive

Office of Management and Budget

Jerome Z. Knebel	Director, Office of Management and Budget
Gino M. Bucciarelli	Deputy Director

Elected and Appointed Officials

Daniel J. Reynolds	Chairman, Legislature
Joseph A. Mihalko	County Clerk
Michael Korchak	District Attorney
David E. Harder	Sheriff
Aaron M. Martin	Clerk, Legislature
Alex J. McLaughlin	Comptroller, Audit and Control
	Commissioner, Elections
Daniel D. Reynolds, Esq.	Commissioner, Elections
John C. Prindle, M.D.	Coroner
Dr. Kevin Drumm	President, SUNY Broome Community College

Heads of County Departments

Mark Heefner	Commissioner, Aviation
Lisa Schuhle	Director, Office for Aging
Robert Murphy	Director, Employment and Training
Michael A. Ponticiello	Director, Emergency Services
Rebecca A. Kaufman	Director, Health
James M. Dutcher	Director, Information Technology
Robert G. Behnke	County Attorney, Law
Josias Bartram	Director, Library
Thomas H. Behan	Personnel Officer
Beth Lucas	Acting Director, Planning
Terry Carey	Director, Probation
Michael T. Baker	Public Defender, Acting
Leslie G. Boulton	Commissioner, Public Works, Parks, Recreation and Youth Services
	Director, Purchasing
Robin L. Laabs	Director, Real Property Tax Services
Michael Decker	Risk Manager, Risk and Insurance
Thomas Dellapenna, Jr.	Commissioner of Social Services and Mental Health
Nancy J. Williams	Commissioner, Public Transportation
	Coordinator, BC STOP-DWI
Gregory Kilmer	Director, Veterans' Services
Christopher H. Marion	Administrator, Willow Point Nursing Home
Brian J. Vojtisek	Director, Parks Recreation and Youth Services
Ryan LaClair	Manager, Arena/Forum
Elizabeth C. Woidt	Director, Security
Christopher H. Marion	
Brian Norris	

Broome County Legislature

2020

Elected Officials

Legislative District

	<u>Legislator</u>
1	Stephen J. Flagg
2	Scott D. Baker
3	Kelly F. Wildoner
4	Kim A. Myers
5	Daniel J. Reynolds
6	Greg W. Baldwin
7	Matthew J. Pasquale
8	Jason E. Shaw
9	Matthew J. Hilderbrant
10	Cindy L. O'Brien
11	Susan V. Ryan
12	Richard P. Balles
13	Bob Weslar
14	Mary A. Kaminsky
15	Mark R. Whalen

Administrative Staff

Aaron M. Martin Clerk of the Legislature
Carol L. Hall Deputy Clerk
Michael V. Tanzini Second Deputy Clerk
Robert J. O'Donnell Legislative Assistant
Joseph J. Bertoni Legislative Assistant

This page is intentionally left blank

Budget Message

A copy of the Budget Message can be
obtained by contacting the
Clerk of the Legislature at 778-2131

Summary by Fund

2017 - 2021

Summary by Fund
2021 Recommended

	Appropriations	Estimated Revenue	Appropriated Fund Balance	Property Tax Support
<u>General Fund</u>				
General Operating Departments	\$134,770,138	\$138,322,928	\$ -	\$ (3,552,790)
Social Services	119,248,586	57,714,730	-	61,533,856
<u>Enterprise Funds</u>				
Aviation	3,528,104	2,025,410	-	1,502,694
Public Transportation	12,682,359	12,682,359	-	-
Solid Waste Management	9,503,371	9,503,371	-	-
Willow Point Nursing Home	32,721,662	32,721,662	-	-
<u>Internal Service Funds</u>				
Central Food and Nutrition	5,019,262	5,019,262	-	-
Fleet Management	1,150,093	1,150,093	-	-
Health Insurance	58,193,854	55,803,502	2,390,352	-
Risk Management	2,204,647	2,204,647	-	-
Workers Compensation	4,061,370	4,061,370	-	-
<u>Special Revenue Funds</u>				
County Library	2,123,538	888,414	-	1,235,124
Road Machinery	2,743,601	92,060	-	2,651,541
County Road	11,284,332	3,945,370	-	7,338,962
Veterans' Arena	1,735,897	739,364	-	996,533
Enjoie Golf Course	1,140,138	1,102,899	-	37,239
<u>Total All Funds</u>	\$402,110,952	\$327,977,441	\$2,390,352	\$71,743,159
<u>Provision for Uncollected Taxes</u>				\$700,000
<u>Total Property Tax Levy</u>				<u>\$72,443,159</u>

	Appropriations	Estimated Revenue	Appropriated Fund Balance	Property Tax Support
2020 Totals	\$400,736,695	\$325,198,062	\$3,719,836	\$72,518,797
2021 Change from 2020 in dollars	1,374,257	2,779,379	(1,329,484)	(75,638)
2021 Change from 2020 as percentage	0.34%	0.85%	-35.74%	-0.10%

	2020	2021	Change (in Dollars)	Change (as Percentage)
Real Property Full Value	\$ 10,026,875,619	\$ 10,257,979,613	\$ 231,103,994	2.305%
Full Value Tax Rate	7.23	7.06	(0.17)	-2.355%
Real Property Taxable Value	\$ 5,741,106,482	\$ 5,747,634,221	\$ 6,527,739	0.114%
Taxable Value Tax Rate	12.63	12.60	(0.03)	-0.218%

Summary by Fund
2020 Adopted Budget

	Appropriations	Estimated Revenue	Appropriated Fund Balance	Property Tax Support
<u>General Fund</u>				
General Operating Departments	\$133,669,467	\$138,579,030	\$ -	\$ (4,909,563)
Social Services	121,529,879	59,595,744	-	61,934,135
<u>Enterprise Funds</u>				
Aviation	3,782,154	2,207,553	-	1,574,601
Public Transportation	13,023,334	11,422,253	-	1,601,081
Solid Waste Management	9,485,013	9,485,059	(46)	-
Willow Point Nursing Home	32,479,854	32,479,854	-	-
<u>Internal Service Funds</u>				
Central Food and Nutrition	5,247,421	5,247,421	-	-
Fleet Management	1,297,786	1,303,622	(5,836)	-
Health Insurance	55,584,838	51,859,120	3,725,718	-
Risk Management	2,085,724	2,085,724	-	-
Workers Compensation	4,061,566	4,061,566	-	-
<u>Special Revenue Funds</u>				
County Library	2,066,065	886,222	-	1,179,843
Road Machinery	2,723,666	80,824	-	2,642,842
County Road	10,940,007	3,999,068	-	6,940,939
Veterans' Arena	1,648,660	812,749	-	835,911
Enjoie Golf Course	1,111,261	1,092,253	-	19,008
<u>Total All Funds</u>	\$400,736,695	\$325,198,062	\$3,719,836	\$71,818,797
<u>Provision for Uncollected Taxes</u>				\$700,000
<u>Total Property Tax Levy</u>				<u>\$72,518,797</u>

	Appropriations	Estimated Revenue	Appropriated Fund Balance	Property Tax Support
2019 Totals	\$385,835,458	\$309,488,598	\$3,784,348	\$73,262,512
2020 Change from 2019 in dollars	14,901,237	15,709,464	(64,512)	(743,715)
2020 Change from 2019 as percentage	3.86%	5.08%	-1.70%	-1.02%

	2019	2020	Change (in Dollars)	Change (as Percentage)
Real Property Full Value	\$ 9,795,230,773	\$ 10,026,119,958	\$ 230,889,185	2.357%
Full Value Tax Rate	7.48	7.23	(0.25)	-3.295%
Real Property Taxable Value	\$ 5,729,813,904	\$ 5,741,106,482	\$ 11,292,578	0.197%
Taxable Value Tax Rate	12.79	12.63	(0.15)	-1.210%

Summary by Fund
2019 Adopted Budget

	Appropriations	Estimated Revenue	Appropriated Fund Balance	Property Tax Support
<u>General Fund</u>				
General Operating Departments	\$124,100,430	\$126,577,539	\$ -	\$ (2,477,109)
Social Services	120,283,933	59,077,089	-	61,206,844
<u>Enterprise Funds</u>				
Aviation	3,702,458	2,135,548	-	1,566,910
Public Transportation	12,254,678	11,203,031	-	1,051,647
Solid Waste Management	9,234,936	9,282,844	(47,908)	-
Willow Point Nursing Home	31,949,956	31,949,956	-	-
<u>Internal Service Funds</u>				
Central Food and Nutrition	5,160,270	5,160,270	-	-
Fleet Management	1,290,026	1,241,534	48,492	-
Health Insurance	53,484,686	49,700,338	3,784,348	-
Risk Management	2,309,052	2,309,052	-	-
Workers Compensation	3,900,506	3,900,506	-	-
<u>Special Revenue Funds</u>				
County Library	1,959,719	847,162	-	1,112,557
Road Machinery	2,637,212	92,438	-	2,544,774
County Road	10,732,048	4,100,207	-	6,631,841
Veterans' Arena	1,748,590	823,542	-	925,048
Enjoie Golf Course	1,086,958	1,087,542	(584)	-
Total All Funds	\$385,835,458	\$309,488,598	\$3,784,348	\$72,562,512
<u>Provision for Uncollected Taxes</u>				\$700,000
<u>Total Property Tax Levy</u>				<u>\$73,262,512</u>

	Appropriations	Estimated Revenue	Appropriated Fund Balance	Property Tax Support
2018 Totals	\$374,495,750	\$297,778,550	\$3,711,633	\$73,705,567
2019 Change from 2018 in dollars	11,339,708	11,710,048	72,715	(443,055)
2019 Change from 2018 as percentage	3.03%	3.93%	1.96%	-0.60%

	2018	2019	Change (in Dollars)	Change (as Percentage)
Real Property Full Value	\$ 9,714,729,107	\$ 9,795,230,773	\$ 80,501,666	0.829%
Full Value Tax Rate	7.59	7.48	(0.11)	-1.418%
Real Property Taxable Value	\$ 5,710,293,144	\$ 5,729,813,904	\$ 19,520,760	0.342%
Taxable Value Tax Rate	12.91	12.79	(0.12)	-0.940%

Summary by Fund
2018 Adopted Budget

	Appropriations	Estimated Revenue	Appropriated Fund Balance	Property Tax Support
<u>General Fund</u>				
General Operating Departments	\$120,556,881	\$121,247,401	\$ -	\$ (690,520)
Social Services	116,466,365	55,883,443	-	60,582,922
<u>Enterprise Funds</u>				
Aviation	3,569,427	2,289,356	-	1,280,071
Public Transportation	11,893,279	10,931,817	-	961,462
Solid Waste Management	9,157,833	9,193,465	(35,632)	-
Willow Point Nursing Home	30,906,592	30,906,592	-	-
<u>Internal Service Funds</u>				
Central Food and Nutrition	5,307,890	5,307,890	-	-
Fleet Management	1,031,454	1,131,099	(99,645)	-
Health Insurance	51,679,229	47,828,364	3,850,865	-
Risk Management	2,291,803	2,291,803	-	-
Workers Compensation	3,867,077	3,867,077	-	-
<u>Special Revenue Funds</u>				
County Library	1,968,631	835,851	-	1,132,780
Road Machinery	2,610,138	90,157	-	2,519,981
County Road	10,389,820	4,127,467	-	6,262,353
Veterans' Arena	1,748,337	791,819	-	956,518
Enjoie Golf Course	1,050,994	1,054,949	(3,955)	-
<u>Total All Funds</u>	\$374,495,750	\$297,778,550	\$3,711,633	\$73,005,567
<u>Provision for Uncollected Taxes</u>				\$700,000
<u>Total Property Tax Levy</u>				\$73,705,567
	Appropriations	Estimated Revenue	Appropriated Fund Balance	Property Tax Support
2017 Totals	\$369,925,185	\$292,593,171	\$5,414,841	\$72,617,173
2018 Change from 2017 in dollars	4,570,565	5,185,379	(1,703,208)	1,088,394
2018 Change from 2017 as percentage	1.24%	1.77%	-31.45%	1.50%
	2017	2018	Change (in Dollars)	Change (as Percentage)
Real Property Full Value	\$ 9,612,985,607	\$ 9,714,729,107	\$ 101,743,500	1.058%
Full Value Tax Rate	7.55	7.59	0.03	0.436%
Real Property Taxable Value	\$ 5,684,578,950	\$ 5,710,293,144	\$ 25,714,194	0.452%
Taxable Value Tax Rate	12.77	12.91	0.13	1.042%

**Summary by Fund
2017 Adopted Budget**

	Appropriations	Estimated Revenue	Appropriated Fund Balance	Property Tax Support
General Fund				
General Operating Departments	\$118,018,270	\$117,011,053	\$2,726,124	\$ (1,718,907)
Social Services	116,765,991	56,282,233	-	60,483,758
Enterprise Funds				
Aviation	3,723,326	2,501,589	-	1,221,737
Public Transportation	11,942,673	10,635,344	-	1,307,329
Solid Waste Management	9,064,736	9,153,405	(88,669)	-
Willow Point Nursing Home	30,946,298	30,951,399	(5,101)	-
Internal Service Funds				
Central Food and Nutrition	5,312,900	5,337,586	(24,686)	-
Fleet Management	1,300,740	1,081,901	218,839	-
Health Insurance	49,445,237	46,848,211	2,597,026	-
Risk Management	2,124,085	2,124,085	-	-
Workers Compensation	3,811,750	3,811,750	-	-
Special Revenue Funds				
County Library	1,975,218	821,657	-	1,153,561
Road Machinery	2,667,684	78,567	-	2,589,117
County Road	10,234,707	4,054,274	-	6,180,433
Veterans' Arena	1,602,312	902,167	-	700,145
Enjoie Golf Course	989,258	997,950	(8,692)	-
Total All Funds	\$369,925,185	\$292,593,171	\$5,414,841	\$71,917,173
Provision for Uncollected Taxes				\$700,000
Total Property Tax Levy				\$72,617,173

	Appropriations	Estimated Revenue	Appropriated Fund Balance	Property Tax Support
2016 Totals	\$366,096,584	\$291,672,765	\$2,959,044	\$72,164,775
2017 Change from 2016 in dollars	3,828,601	920,406	2,455,797	452,398
2017 Change from 2016 as percentage	1.05%	0.32%	82.99%	0.63%

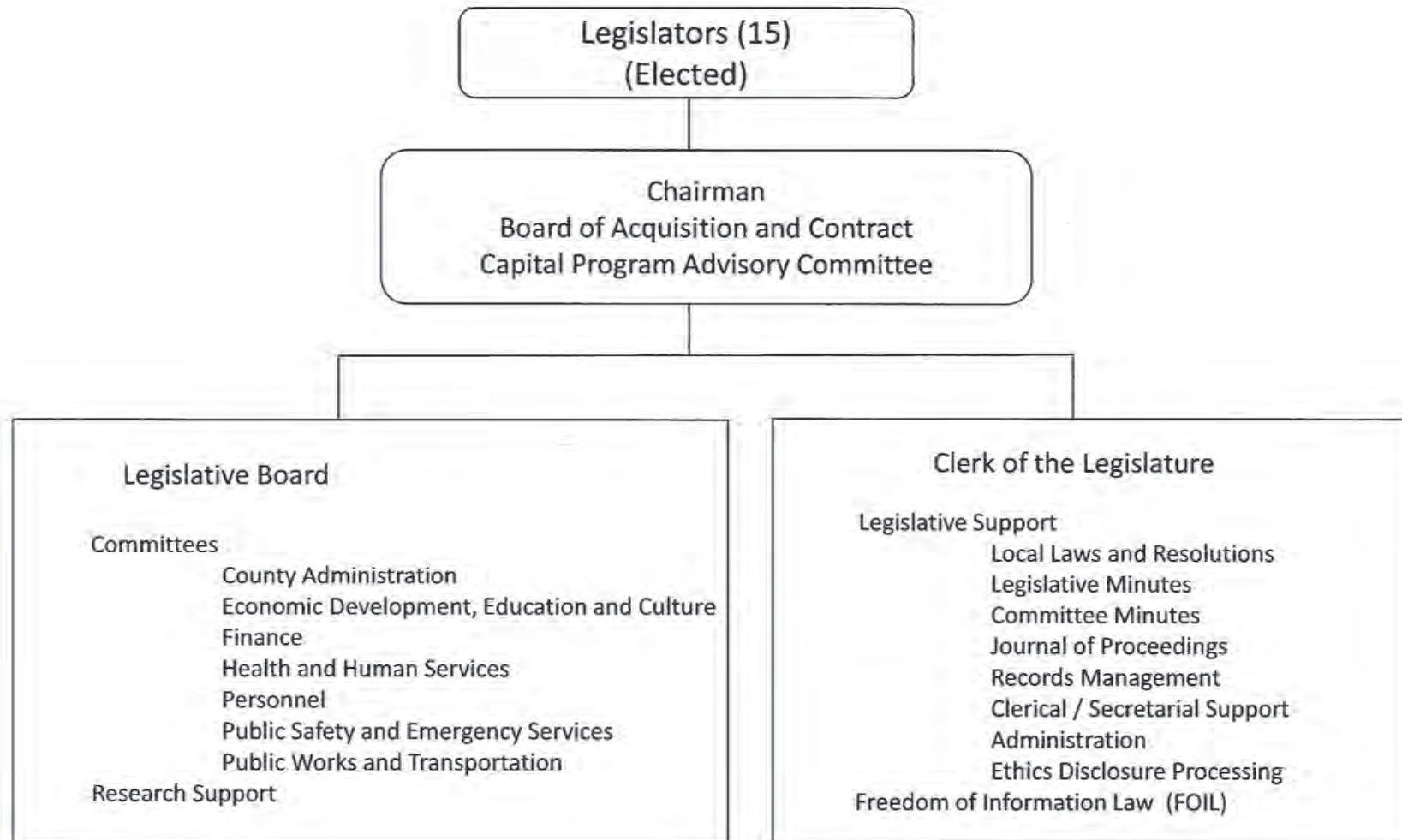
	2016	2017	Change (in Dollars)	Change (as Percentage)
Real Property Full Value	\$ 9,762,207,432	\$ 9,612,985,607	\$ (149,221,825)	-1.529%
Full Value Tax Rate	7.39	7.55	0.16	2.189%
Real Property Taxable Value	\$ 5,654,743,735	\$ 5,684,578,950	\$ 29,835,215	0.528%
Taxable Value Tax Rate	12.76	12.77	0.01	0.099%

This page is intentionally left blank

General Government

<u>Department/Division</u>	<u>Page</u>	<u>Department/Division</u>	<u>Page</u>
Legislative Board		Information Technology	
Clerk of the Legislature	2	Information Services	70
Legislature	7	Communication Services	77
Executive		Law	
Executive	10	Law	81
County Clerk		Law—DSS Legal Unit	86
Records	15	Personnel	91
Motor Vehicles	22	Public Defender	99
Records Management	27	Public Works	
District Attorney		Administration	105
District Attorney	32	Buildings and Grounds	110
Traffic Diversion	39	Engineering	117
Audit and Control		Fleet Management	123
Audit and Control	41	Purchasing	129
Weights and Measures	46	Real Property Tax Services	135
Central Foods and Nutrition Services	50	Risk and Insurance	
Coroners	54	Risk Management	142
Elections	58	Health Insurance	149
Office of Management and Budget	63	Workers Compensation	153

Legislature



**Legislature
Legislative Clerk**

Mission Statement

The Clerk of the Legislature supervises and coordinates daily activities of the office of the Legislature.

Description

This office drafts and distributes all legislation to appropriate committees, processes, certifies, and disseminates all legislation, provides minutes of all legislative sessions and all committee meetings, prepares and files the required documentation on all approved local laws with the Secretary of State and provides clerical and secretarial support to the individual Legislators. Prepares, maintains, and distributes the Directory of Federal, State, County, and Municipal Officials and a desk blotter-style quick directory.

The Clerk also serves as the Records Access Officer for Broome County Government, processing Freedom of Information Requests on a continual basis.

Maintains and distributes updates to the county's Charter and Administrative Code.

Provides support to the Agricultural and Farmland Protection Board.

Serves as support staff to the Board of Ethics by maintaining, distributing, collecting and submitting for review by the Board, the annual Financial Disclosure Statement, which nearly 200 County officials are required to complete.

2021 Objectives

- Improve the paperless process by which resolution requests are submitted.
- Improve the paperless process for the distribution of resolution and agendas to County personnel.
- Make the business of the Legislature accessible to the public using the County website and social media.
- Make accessing public records as easy as possible for the public using a well-designed paper form and an on-line submission form.
- Enhance the capabilities of the office and the Legislative Assistant using student interns.
- Highlight the community through initiatives such as the Veterans of Distinction program, the Agricultural Celebration and the Community Art Series.

2021 Budget Highlights

- In the 2021 budget, this office has restricted expenses wherever possible.

Legislature 12010001
Clerk

<u>Title of Position</u>	<u>Grade/Unit</u>	2019 <u>Actuals</u>	As of July 6,2020 <u>Current Authorized</u>	2021 <u>Requested</u>	2021 <u>Recommended</u>
<u>Full-Time Positions</u>					
Clerk of the County Legislature	F Admin	1	1	1	1
Deputy Clerk of the County Legislature	19 Admin	1	1	1	1
Second Deputy Clerk of the County Legislature	17 Admin	0	1	1	1
Second Deputy Clerk of the County Legislature	15 Admin	1	0	0	0
Total Full-Time Positions		3	3	3	3
<u>Part-Time Positions</u>					
None					
Total Part-Time Positions		0	0	0	0
Total Positions		3	3	3	3

REPORT:BP033

BROOME COUNTY GOVERNMENT
 REVENUE AND APPROPRIATION SUMMARY
 BY DEPARTMENT AND DIVISION

FUND: 1010 General Operating
 DEPT: 12000000 Legislative
 DIV: 01 Legislative-Clerk

Account	2019 Actuals	2020 Budget	2020 YTD Actuals As of 08/29/20	2021 Budget Requested	2021 Budget Recommended
2000000 Legislative					
0000006 Sale of Prop and Comp for Loss					
5000512 MINOR SALES OTHER	627	500	283	400	400
0000006 Sale of Prop and Comp for Loss Totals	627	500	283	400	400
0000007 Misc Interfund Revenues					
5000545 CREDIT CARD REBATES	18	10	3	10	10
0000007 Misc Interfund Revenues Totals	18	10	3	10	10
Rev Total for Div: 1201	645	510	286	410	410
0000010 Personnel Service					
6001000 SALARIES FULL-TIME	173,132	181,668	115,152	185,749	185,749
0000010 Personnel Service Totals	173,132	181,668	115,152	185,749	185,749
0000040 Contractual Expenditures					
6004010 BOOKS AND SUBSCRIPTIONS	360	360	268	360	360
6004011 DUPLICATING AND PRINTING RM SU	0	0	1,236	0	0
6004012 OFFICE SUPPLIES	1,351	0	302	600	600
6004100 POSTAGE AND FREIGHT	0	50	0	0	0
6004105 DUES AND MEMBERSHIPS	150	150	150	150	150
6004106 GENERAL OFFICE EXPENSES	1,644	21,600	4,856	16,700	16,700
6004130 MOTOR EQUIP REPAIRS AND MAINT	180	0	0	0	0
6004131 PHOTOGRAPHIC EXPENSES	0	0	0	250	250
6004137 ADVERTISING AND PROMOTION EXPE	761	1,000	370	900	900
6004162 EDUCATION AND TRAINING	450	840	0	450	450
6004196 COPYING MACHINE RENTALS	502	2,832	1,496	2,500	2,500
6004541 STENOGRAPHIC SERVICES	200	600	0	600	600
6004573 OTHER FEES FOR SERVICES	2,958	3,000	0	3,500	3,500
0000040 Contractual Expenditures Totals	8,556	30,432	8,678	26,010	26,010
0000041 Chargeback Expenses					

REPORT:BP033

BROOME COUNTY GOVERNMENT
REVENUE AND APPROPRIATION SUMMARY
BY DEPARTMENT AND DIVISION

FUND: 1010 General Operating
DEPT: 12000000 Legislative
DIV: 01 Legislative-Clerk

Account	2019 Actuals	2020 Budget	2020 YTD Actuals As of 08/29/20	2021 Budget Requested	2021 Budget Recommended
6004602 INSURANCE PREMIUM CHARGEBACK	189	173	86	231	231
0000041 Chargeback Expenses Totals	189	173	86	231	231
0000060 Principal on Indebtedness					
6006008 PRINCIPAL ON CAPITAL LEASE	1,140	0	0	0	0
0000060 Principal on Indebtedness Totals	1,140	0	0	0	0
0000070 Interest on Indebtedness					
6007005 INTEREST ON CAPITAL LEASE	636	0	0	0	0
0000070 Interest on Indebtedness Totals	636	0	0	0	0
0000080 Employee Benefits					
6008001 STATE RETIREMENT	28,086	29,142	15,445	20,786	20,786
6008002 SOCIAL SECURITY	12,401	13,899	8,278	14,209	14,209
6008004 WORKERS COMPENSATION	428	524	262	487	487
6008006 LIFE INSURANCE	25	45	16	45	45
6008007 HEALTH INSURANCE	40,145	43,020	26,529	45,170	45,170
6008009 RETIREE HEALTH INSURANCE	6,002	6,302	4,201	6,617	6,617
0000080 Employee Benefits Totals	87,087	92,932	54,731	87,314	87,314
Exp Total for Div: 1201	270,740	305,205	178,647	299,304	299,304
Total For Div: 12000000	-270,095	-304,695	-178,361	-298,894	-298,894

Legislature Legislature

Mission Statement

The Broome County Legislature is the policy-making body and taxing authority of Broome County Government. The Legislature is comprised of 15 elected Legislators each representing a district. Through its power to legislate and approve appropriations, the County Legislature shapes the direction of Broome County Government. The Broome County Charter further defines the duties and powers of the Legislature.

Description

The county legislature is responsible for the adoption of all local legislation and the levy of property taxes to fund county governmental operations. Other specific powers include the power to make appropriations, incur indebtedness, and adopt an annual budget, to create, alter, combine or abolish positions (job titles) except those units headed by elected officials, to confirm appointments by the County Executive, to adopt the equalization rates for the City of Binghamton and the 16 towns within the County and to award all contracts for professional services exceeding \$15,000.

The Chair of the Legislature presides at meetings of the county legislature and appoints all standing and ad hoc committees. The Chair is an ex-officio member of every committee. Additionally, the Chair is a member of the Board of Acquisition and Contract (BAC) and several advisory boards pursuant to the provisions of the Broome County Charter.

The Chair of the Finance Committee, the Chair of the Public Works and Transportation Committee and the Chair of the Legislature are all members of the Capital Project Advisory Committee.

The Legislative Assistants provide research and support to the Chair, the Committees, and Legislators and facilitates activities and initiatives of the Legislature.

2021 Objectives

- Carefully scrutinize all County spending with the specific goal of controlling property taxes.
- Work to create an atmosphere that will promote economic development within the County and region to enhance the County's tax base and employment opportunities.
- Review County Departments and services to determine where administration and other functions can be consolidated.
- Consider all possible opportunities for the most efficient delivery of services, including sharing of resources and services with municipalities.
- Work to improve the quality of life for residents of Broome County.

2021 Budget Highlights

- In the 2021 budget the Legislature has restricted expenses wherever possible.

Legislature 12020001
Board

<u>Title of Position</u>	<u>Grade/Unit</u>	As of July 6,2020			
		<u>2019 Actuals</u>	<u>Current Authorized</u>	<u>2021 Requested</u>	<u>2021 Recommended</u>
<u>Full-Time Positions</u>					
Legislative Assistant (40 hours)	23 Admin	0	2	2	2
Total Full-Time Positions		2	2	2	2
<u>Part-Time Positions</u>					
Chairman*/County Legislator	Elected	1	1	1	1
County Legislator	Elected	14	14	14	14
Total Part-Time Positions		15	15	15	15
Total Positions		17	17	17	17

* Elected by peers

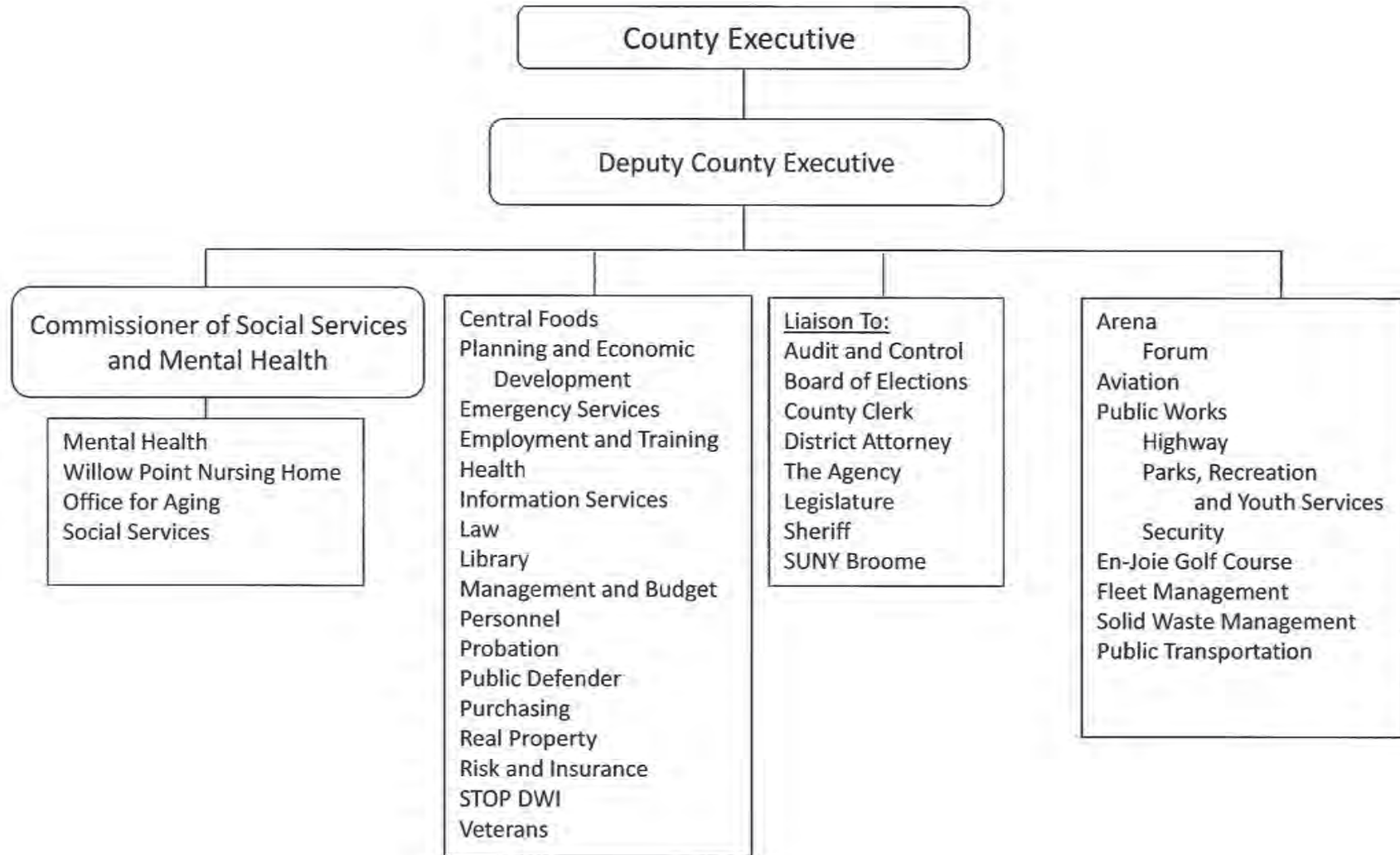
REPORT:BP033

BROOME COUNTY GOVERNMENT
 REVENUE AND APPROPRIATION SUMMARY
 BY DEPARTMENT AND DIVISION

FUND: 1010 General Operating
 DEPT: 12000000 Legislative
 DIV: 02 Legislative-Legislature

Account	2019 Actuals	2020 Budget	2020 YTD Actuals As of 08/29/20	2021 Budget Requested	2021 Budget Recommended
0000010 Personnel Service					
6001000 SALARIES FULL-TIME	120,377	126,756	80,033	130,732	130,732
6001001 SALARIES PART-TIME	194,099	195,000	125,044	195,000	195,000
0000010 Personnel Service Totals	314,476	321,756	205,077	325,732	325,732
0000040 Contractual Expenditures					
6004012 OFFICE SUPPLIES	0	0	26,663	0	0
6004161 TRAVEL HOTEL AND MEALS	463	324	0	0	0
6004162 EDUCATION AND TRAINING	662	824	516	1,100	1,100
6004538 LEGAL CHARGES AND FEES	0	30,000	0	30,000	30,000
0000040 Contractual Expenditures Totals	1,125	31,148	27,179	31,100	31,100
0000041 Chargeback Expenses					
6004602 INSURANCE PREMIUM CHARGEBACK	567	516	258	693	693
0000041 Chargeback Expenses Totals	567	516	258	693	693
0000080 Employee Benefits					
6008001 STATE RETIREMENT	47,153	49,731	26,067	50,527	50,527
6008002 SOCIAL SECURITY	20,955	24,615	13,796	24,914	24,914
6008004 WORKERS COMPENSATION	1,284	1,575	787	1,460	1,460
6008006 LIFE INSURANCE	139	255	90	255	255
6008007 HEALTH INSURANCE	108,655	128,821	68,947	117,395	117,395
6008009 RETIREE HEALTH INSURANCE	103,176	108,284	72,189	113,646	113,646
0000080 Employee Benefits Totals	281,362	313,281	181,876	308,197	308,197
Exp Total for Div: 1202	597,530	666,701	414,390	665,722	665,722
Total for Div: 12000000	-597,530	-666,701	-414,390	-665,722	-665,722
Total for Dept: 12000000	-867,625	-971,396	-592,751	-964,616	-964,616

County Executive



County Executive

Mission Statement

To efficiently and effectively manage the operations and capital, operating and grant budgets of all county departments and to provide residents with quality services creating a high quality of life in a cost-effective manner.

Description

The office and duties of the County Executive are established by Article III, Sections 301-312 of the Broome County Charter adopted November 1968. The County Executive is the Chief Executive Officer and administrative head of Broome County government. The County Executive is an elected position serving a four-year term.

The County Executive oversees all County departments. The Executive is also responsible for communicating information regarding county services, programs, activities, and public policy to county employees, the public, and local, state and federal elected officials.

The County Executive is responsible for implementing local laws and resolutions as defined in the Broome County Charter and Code. The County Executive supervises and directs the internal organization and administration of all department and other administrative units. In addition, the County Executive appoints members to various county boards and commissions.

2021 Objectives

- To work closely with all levels of government, departments and community partners to meet challenges posed by current economic conditions. The Executive Office

will strive to maintain the quality services that residents depend upon and deserve. All services will continue to be constantly evaluated to ensure they are provided in the most cost-effective manner.

- To enhance economic development, the Executive Office will continue to contain property taxes by efficient operations within county government. These efforts will include, but are not limited to
 - Enforcement of strict guidelines and accountability for spending by all county departments.
 - Emphasis of increased efficiency of all departments improving performance and reducing expenses.
 - Monitoring all capital projects for completion and quality.
 - Ensuring current and planned projects fit within the current economic model and are sustainable in the near as well as foreseeable future.
 - Creating and promoting strategies to make Broome County a viable place for investment.

2021 Budget Highlights

- A Deputy County Executive position remains unfunded in the 2021 budget.

Executive 05000001

<u>Title of Position</u>	<u>Grade/Unit</u>	As of July 6, 2020			
		<u>2019 Actuals</u>	<u>Current Authorized</u>	<u>2021 Requested</u>	<u>2021 Recommended</u>
<u>Full-Time Positions</u>					
County Executive	Elected	1	1	1	1
Deputy County Executive*	K Admin	2	2	2	2
Executive Asst. to the County Executive	23 Admin	0	2	2	2
Executive Asst. to the County Executive	22 Admin	2	0	0	0
Secretary to Deputy County Executive	15 Admin	0	1	1	1
Secretary to Deputy County Executive	14 Admin	1	0	0	0
Administrative Asst. to the County Executive	13 Admin	0	1	1	1
Administrative Asst. to the County Executive	12 Admin	1	0	0	0
Total Full-Time Positions		7	7	7	7
<u>Part-Time Positions</u>					
None					
Total Part-Time Positions		0	0	0	0
Total Positions		7	7	7	7

*One position unfunded since 2015

REPORT:BP032

BROOME COUNTY GOVERNMENT
REVENUE AND APPROPRIATION SUMMARY BY DEPARTMENT

FUND: 1010 General Operating
DEPT: 05000000 County Executive

Account	2019 Actuals	2020 Budget	2020 YTD Actuals As of 08/29/20	2021 Budget Requested	2021 Budget Recommended
0000002 Departmental Income					
5000332 INDIRECT COSTS CHARGEBACK	1,519,578	1,537,357	0	1,457,090	1,457,090
5000333 OTHER DEPARTMENTAL CHARGEBACK	5,286	3,907	0	3,907	3,907
5000340 Int Gov'tl Charges - Excess Bu	1,474,937	0	0	0	0
0000002 Departmental Income Total	2,999,801	1,541,264	0	1,460,997	1,460,997
0000007 Misc Interfund Revenues					
5000530 REFUNDS OF PRIOR YEARS EXPENDI	0	0	44	0	0
0000007 Misc Interfund Revenues Total	0	0	44	0	0
Rev Totals for Dept: 05000000	2,999,801	1,541,264	44	1,460,997	1,460,997
0000010 Personnel Service					
6001000 SALARIES FULL-TIME	392,148	396,888	258,328	418,433	418,433
6001002 SALARIES TEMPORARY	47,823	61,738	24,863	40,947	40,947
0000010 Personnel Service Totals	439,971	458,626	283,191	459,380	459,380
0000040 Contractual Expenditures					
6004010 BOOKS AND SUBSCRIPTIONS	261	1,000	87	500	500
6004012 OFFICE SUPPLIES	3,369	2,000	1,844	2,500	2,500
6004030 FOOD AND BEVERAGES	254	400	0	300	300
6004073 SUBSCRIPTIONS	27	0	0	100	100
6004100 POSTAGE AND FREIGHT	0	50	0	0	0
6004137 ADVERTISING AND PROMOTION EXPE	827	900	164	900	900
6004160 MILEAGE AND PARKING-LOCAL	0	200	0	0	0
6004161 TRAVEL HOTEL AND MEALS	0	1,425	0	1,000	1,000
6004162 EDUCATION AND TRAINING	533	400	0	400	400
6004196 COPYING MACHINE RENTALS	180	3,128	1,993	3,128	3,128
0000040 Contractual Expenditures Totals	5,451	9,503	4,088	8,828	8,828
0000041 Chargeback Expenses					

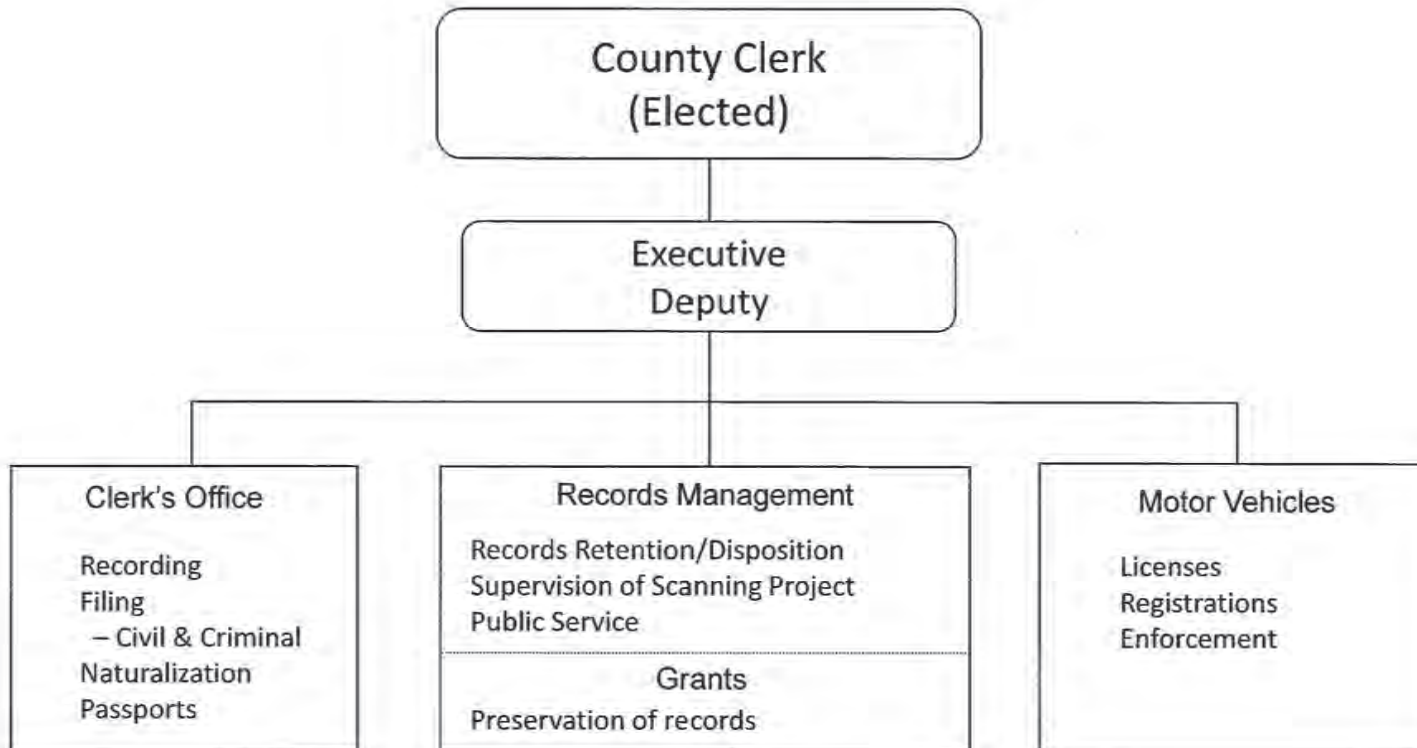
REPORT:BP032

BROOME COUNTY GOVERNMENT
REVENUE AND APPROPRIATION SUMMARY BY DEPARTMENT

FUND: 1010 General Operating
DEPT: 05000000 County Executive

Account	2019 Actuals	2020 Budget	2020 YTD Actuals As of 08/29/20	2021 Budget Requested	2021 Budget Recommended
6004602 INSURANCE PREMIUM CHARGEBACK	447	398	199	540	540
0000041 Chargeback Expenses Totals	447	398	199	540	540
0000060 Principal on Indebtedness					
6006008 PRINCIPAL ON CAPITAL LEASE	1,432	0	0	0	0
0000060 Principal on Indebtedness Totals	1,432	0	0	0	0
0000070 Interest on Indebtedness					
6007005 INTEREST ON CAPITAL LEASE	644	0	0	0	0
0000070 Interest on Indebtedness Totals	644	0	0	0	0
0000080 Employee Benefits					
6008001 STATE RETIREMENT	58,109	60,645	30,704	62,906	62,906
6008002 SOCIAL SECURITY	32,542	35,085	20,887	35,143	35,143
6008004 WORKERS COMPENSATION	1,800	1,917	959	1,685	1,685
6008006 LIFE INSURANCE	57	105	35	105	105
6008007 HEALTH INSURANCE	46,386	50,077	30,407	57,968	57,968
6008009 RETIREE HEALTH INSURANCE	105,171	110,413	73,609	115,917	115,917
0000080 Employee Benefits Totals	244,065	258,242	156,601	273,724	273,724
Exp Totals for Dept: 05000000	692,010	726,769	444,079	742,472	742,472
Total for Dept: 05000000	2,307,791	814,495	-444,035	718,525	718,525

County Clerk



COUNTY CLERK

Clerk's Office (04010001)

Mission Statement

To oversee the processing, filing, scanning and storing of thousands of vital property, business and court documents every year, while offering superior customer service to the stakeholders who utilize the office.

Description

The County Clerk's Office provides the necessary services for the efficient filing and recording of land record documents, lien filings, acceptance of passport applications and naturalization of citizens as required by the State of New York and the federal government.

The County Clerk's Office is a consistent revenue generator for Broome County government. The office collects several taxes and fees on behalf of other departments and agencies. While the office retains a portion of some of the fees, for the most part the office acts as a collection or pass-through department for these fees. The office also provides significant operating revenues for certain other County departments. In 2019, the total funds collected by the Clerk's Office was \$10,165,705. Out of that grand total, the amount retained for the County's general fund was only \$1,120,658, while the amount passed along to other entities was \$9,045,047. We believe that this is crucial information, even if the 84% of revenue collected and passed along to other entities is not captured by the limited budget submission module in the County's PeopleSoft program. (Source: Broome County Clerk 2019 Annual Report.)

COVID-19 Response

The Broome County Clerk's Office took decisive action to meet the immediate challenges of the COVID-19 public health crisis.

To help flatten the curve and protect public health and safety, we employed a multi-pronged approach to provide our employees with flexible, remote work options while maintaining critical operations, generating a steady revenue stream for Broome County and accommodating our stakeholders who were unable to physically access the Clerk's Office during the mandatory shutdown.

In accordance with Governor Cuomo's Executive Orders, the Clerk's Office took the following density reduction measures:

Closed to the public:	March 17, 2020
Reduced to 1/2 staff on site and 1/2 staff remotely:	March 17, 2020
Reduced to 1/4 staff on site and 3/4 staff remotely:	April 27, 2020
Increased to full staff on site:	June 15, 2020
Reopened to the public:	June 22, 2020

While some functions of the Clerk's Office can only be performed in-office, others—including the e-filing of court document and e-recording of land records—could easily continue remotely during the temporary workforce reduction. Those working from home also tackled several new projects focusing on the indexing, digitization and verification of various public records.

As a result of their efforts, 21,779 new civil actions were indexed in OnBase, 12 additional mortgage books were imported into IQS and 270 judgment books were redacted and verified, significantly increasing the number of documents that are available remotely to our users. Even before the pandemic, we worked with a vendor to digitize hundreds of deed books and index books to make them available on line.

In addition to their standard daily responsibilities, employees working on site also took on the task of searching for, scanning and emailing hundreds of older deeds, mortgages, maps and other records to attorneys, title searchers and abstracters who were unable to personally access our files during the COVID-19 closure. As compensation for the temporary inconvenience, these services were provided free-of-charge.

Pivoting to remote work on the fly was a humbling experience. Many of our employees lacked the necessary technology to work from home and we were heavily reliant on the County's Information Technology Department, whose own shortcomings were exposed during the transition.

Nevertheless, we'd like to thank the County for providing laptop computers to employees in need and for working diligently to make sure we all had remote access to our desktops. After working out the kinks and troubleshooting countless problems, I think we're all much better prepared for future unforeseen disruptions.

2021 Objectives

One of the goals of the County Clerk's office is to continue to offer excellent customer service to the stakeholders who utilize the office, while also maximizing revenue for the County. We are always looking to implement new ideas.

- Continue the expansion of the e-filing and e-recording programs, to reduce costs, to reduce the volume of paper records, and to increase office efficiencies, and make sure as many functions are available for remote use in the event of a second wave of COVID-19.
- Continue to strive to increase access to our office for the general public, including afterhours passport fairs and hours during the summer months that match the local court

system's. That includes maximizing the ability to access our records remotely in the event of a second wave of COVID-19.

2021 Budget Highlights

While the County Clerk's Office revenues will continue to exceed expenses, we recognize the importance that our own office's operational needs are met. With the unknown financial and budgetary implications of COVID-19 on Broome County government, the County Clerk's Office is not pursuing any new or additional initiatives or programs this year.

County Clerk / Records (04010001)

<u>Title of Position</u>	<u>Grade/Unit</u>	<u>2019 Actuals</u>	<u>As of July 6, 2020 Current Authorized</u>	<u>2021 Requested</u>	<u>2021 Recommended</u>
<u>Full-Time Positions</u>					
County Clerk	Elected	1	1	1	1
Executive Deputy County Clerk	C Admin	1	1	1	1
Deputy County Clerk (40) *	17 Admin	2	2	2	2
Secretary to the County Clerk (37.5)	16 Admin	1	1	1	1
Senior Index Clerk (40)	9 CSEA	2	2	2	2
Index Clerk (40)	8 CSEA	4	4	4	4
Total Full-Time Positions		11	11	11	11
Total Positions		11	11	11	11

* Deputy County Clerk position transferred to 04020001 Motor Vehicles in 2019

REPORT:BP033

BROOME COUNTY GOVERNMENT
 REVENUE AND APPROPRIATION SUMMARY
 BY DEPARTMENT AND DIVISION

FUND: 1010 General Operating
 DEPT: 04000000 County Clerk
 DIV: 01 County Clerk- Records

Account	2019 Actuals	2020 Budget	2020 YTD Actuals As of 08/29/20	2021 Budget Requested	2021 Budget Recommended
4000000 County Clerk					
0000002 Departmental Income					
5000104 CLERK FEES	1,154,940	1,032,000	557,866	1,032,000	1,032,000
5000105 XEROX MACHINE	3,793	3,500	1,130	3,500	3,500
5000106 MORTGAGE TAX	393,225	399,466	234,985	399,466	399,466
5000220 REMOTE ACCESS CHARGE	128,150	100,000	34,052	100,000	100,000
5000224 TRANSFER TAX	49,769	0	0	0	0
5000426 MISCELLANEOUS	5,488	5,000	2,353	5,000	5,000
0000002 Departmental Income Totals	1,735,365	1,539,966	830,386	1,539,966	1,539,966
0000003 Use of Money					
5000451 INTEREST AND EARNINGS	130	150	36	150	150
0000003 Use of Money Totals	130	150	36	150	150
0000007 Misc Interfund Revenues					
5000545 CREDIT CARD REBATES	77	0	37	0	0
0000007 Misc Interfund Revenues Totals	77	0	37	0	0
Rev Total for Div: 0401	1,735,572	1,540,116	830,459	1,540,116	1,540,116
0000010 Personnel Service					
6001000 SALARIES FULL-TIME	478,893	513,804	319,993	515,790	515,790
6001002 SALARIES TEMPORARY	0	0	0	3,375	3,375
0000010 Personnel Service Totals	478,893	513,804	319,993	519,165	519,165
0000040 Contractual Expenditures					
6004010 BOOKS AND SUBSCRIPTIONS	307	363	0	375	375
6004012 OFFICE SUPPLIES	5,135	5,500	1,364	6,000	6,000
6004023 BLDG AND GROUNDS SUPPLIES	0	200	0	0	0
6004030 FOOD AND BEVERAGES	236	300	0	0	0
6004041 PHOTOGRAPHIC SUPPLIES	444	450	0	444	444
6004056 COMPUTER EQUIPMENT (NON-CAPITAL)	401	901	500	901	901

REPORT:BP033

BROOME COUNTY GOVERNMENT
REVENUE AND APPROPRIATION SUMMARY
BY DEPARTMENT AND DIVISION

FUND: 1010 General Operating
DEPT: 04000000 County Clerk
DIV: 01 County Clerk- Records

Account	2019 Actuals	2020 Budget	2020 YTD Actuals As of 08/29/20	2021 Budget Requested	2021 Budget Recommended
6004100 POSTAGE AND FREIGHT	512	537	532	550	550
6004105 DUES AND MEMBERSHIPS	485	535	425	535	535
6004117 BUILDING AND GROUNDS EXPENSES	85	200	0	200	200
6004160 MILEAGE AND PARKING-LOCAL	0	50	0	50	50
6004161 TRAVEL HOTEL AND MEALS	1,761	1,500	803	1,500	1,500
6004196 COPYING MACHINE RENTALS	468	3,900	2,482	3,900	3,900
0000040 Contractual Expenditures Totals	9,834	14,436	6,106	14,455	14,455
0000041 Chargeback Expenses					
6004602 INSURANCE PREMIUM CHARGEBACK	1,197	1,075	537	1,465	1,465
6004604 DPW SECURITY CHARGEBACKS	13,710	10,962	0	11,150	11,150
0000041 Chargeback Expenses Totals	14,907	12,037	537	12,615	12,615
0000060 Principal on Indebtedness					
6006008 PRINCIPAL ON CAPITAL LEASE	2,511	0	0	0	0
0000060 Principal on Indebtedness Totals	2,511	0	0	0	0
0000070 Interest on Indebtedness					
6007005 INTEREST ON CAPITAL LEASE	744	0	0	0	0
0000070 Interest on Indebtedness Totals	744	0	0	0	0
0000080 Employee Benefits					
6008001 STATE RETIREMENT	78,781	77,928	40,914	80,108	80,108
6008002 SOCIAL SECURITY	34,665	39,306	23,230	39,458	39,458
6008004 WORKERS COMPENSATION	23,923	26,926	13,463	23,092	23,092
6008006 LIFE INSURANCE	84	165	58	165	165
6008007 HEALTH INSURANCE	75,510	96,904	48,275	83,684	83,684
6008009 RETIREE HEALTH INSURANCE	152,189	158,282	106,436	158,282	158,282
6008010 DISABILITY INSURANCE	414	528	341	527	527
6008013 HEALTH INS - RETIRE INCENTIVE	504	0	0	0	0
0000080 Employee Benefits Totals	366,070	400,039	232,717	385,316	385,316
0000090 Transfers					

REPORT:BP033

BROOME COUNTY GOVERNMENT
REVENUE AND APPROPRIATION SUMMARY
BY DEPARTMENT AND DIVISION

FUND: 1010 General Operating
DEPT: 04000000 County Clerk
DIV: 01 County Clerk- Records

Account	2019 Actuals	2020 Budget	2020 YTD Actuals As of 08/29/20	2021 Budget Requested	2021 Budget Recommended
6009001 TRANSFER TO CAPITAL FUND	13,250	0	0	0	0
0000090 Transfers Totals	13,250	0	0	0	0
Exp Total for Div: 0401	886,209	940,316	559,353	931,551	931,551
Total for Div: 04000000	849,363	599,800	271,106	608,565	608,565

COUNTY CLERK Motor Vehicles

Mission Statement

To oversee the processing of various motor vehicle transactions, abiding by the laws and guidelines established by the NYS Department of Motor Vehicles and the Federal government, while offering superior customer service to the stakeholders who utilize the department.

Description

The DMV efficiently processes various motor vehicle transactions, including the licensing of drivers and the registering of vehicles.

The DMV is a consistent revenue generator of revenue for Broome County government. The department collects several taxes and fees on behalf New York State. While the department retains a portion of some of the fees, for the most part the office acts as a collection or pass-through department for these fees.

As you may or may not know, Broome County receives 12.7% of DMV revenue only if residents visit their local DMV to complete registrations, renew licenses or purchase license plates. When residents renew registrations or licenses on-line or through the mail, New York State keeps the revenue. By studying trends over the past 10 years, we have noticed that Broome County lost almost \$300,000 in revenue as more people were renewing registrations or licenses on-line or through the mail directly with New York State. Over the last three years County Clerk Mihalko has put in place initiatives aimed at encouraging more Broome County residents to keep their DMV transactions local. These initiatives include the installation of six drop boxes around the county for the collection of transactions that could

have been mailed to the state; as well as including information on keeping transactions local in the county property tax mailings. For 2020, we were fortunate enough to receive funding to expand our Mobile DMV operations to continue to offer alternatives to the traditional DMV setting for our residents.

COVID-19 Response

The Broome County Clerk's Office took decisive action to meet the immediate challenges of the COVID-19 public health crisis.

To help flatten the curve and protect public health and safety, we employed a multi-pronged approach to provide our employees with flexible, remote work options while maintaining critical operations, generating a steady revenue stream for Broome County and accommodating our stakeholders who were unable to physically access the DMV during the mandatory shutdown.

Our density reduction and staff reintegration schedules are as follows:

Closed to the public:	March 18, 2020
Reopened Endicott DMV to the public:	June 15, 2020
Reopened Binghamton DMV to the public:	June 22, 2020

Despite the mandatory closures, the DMV still generated a significant amount of revenue for Broome County by processing a variety of transactions through the mail and our secure DMV "drop box" in the Broome County Office Building. On some days, our DMV staff processed as many as 400 transactions from residents in every corner of New York State.

Reopening was a humbling experience. Since the New York State Department of Motor Vehicles failed to provide County-operated

DMVs with any re-opening guidance, we were forced to wing it and reopen our doors without knowing whether or not the State's computers would even be functional.

Although we ran into multiple problems with Broome County's Security Division, we'd like to thank the Arena and Forum staff, and our partners at the Endicott Police Department, who provided us with additional manpower to help manage the large crowds when our DMV offices reopened. After working out the kinks and troubleshooting countless problems, I think we're all much better prepared for future unforeseen disruptions.

2021 Objectives

The DMV is doing everything it can to maximize the retention of the local share of DMV revenue. We are looking to continue the following:

- Saturday hours at the 137 Washington Avenue, Endicott.
- Our rotation of a satellite office between Conklin, Harpursville, Whitney Point and Windsor and other locations to serve our rural communities.
- Six DMV "drop boxes" in Binghamton, Endwell, Harpursville, Johnson City and Whitney Point.
- Educating to the general public about the importance of using local DMV services as opposed to New York State's online or mail options, including a flyer in the County's annual property tax bill.
- The sale of E-ZPass tags through the E-ZPass On-the-Go Program.
- Obtaining dealer work from downstate car dealerships who are impatient with the slow speed of the downstate DMV offices.

2021 Budget Highlights

While the DMV revenues will continue to exceed expenses, we recognize the importance that our own office's operational needs are met. With the unknown financial and budgetary implications of COVID-19 on Broome County government, the County Clerk's Office is not pursuing any new or additional initiatives or programs this year.

County Clerk / Motor Vehicles (04020001)

<u>Title of Position</u>	<u>Grade/Unit</u>	2019 <u>Actuals</u>	As of July 6, 2020 Current <u>Authorized</u>	2021 <u>Requested</u>	2021 <u>Recommended</u>
<u>Full-Time Positions</u>					
Deputy County Clerk (40) *	17 Admin	1	1	1	1
Principal Motor Vehicle Clerk (40)	11 CSEA	1	1	1	1
Senior Motor Vehicle Clerk (40)	9 CSEA	3	3	3	3
Motor Vehicle Clerk (40)	8 CSEA	8	10	10	10
Total Full-Time Positions		13	15	15	15
<u>Part-Time Positions</u>					
Motor Vehicle Clerk	8 CSEA	9	9	9	9
Total Part-Time Positions		9	9	9	9
Total Positions		22	24	24	24

* Deputy County Clerk position transferred from 04010001 Records in 2019

BROOME COUNTY GOVERNMENT
 REVENUE AND APPROPRIATION SUMMARY
 BY DEPARTMENT AND DIVISION

FUND: 1010 General Operating
 DEPT: 04000000 County Clerk
 DIV: 02 County Clerk - Motor Vehicles

Account	2019 Actuals	2020 Budget	2020 YTD Actuals As of 08/29/20	2021 Budget Requested	2021 Budget Recommended
0000002 Departmental Income					
5000107 MOTOR VEHICLE	2,341,922	2,420,000	1,136,100	2,200,000	2,200,000
5000108 COLLECTION OF SALES TAX	14,135	15,780	6,975	15,780	15,780
0000002 Departmental Income Totals	2,356,057	2,435,780	1,143,075	2,215,780	2,215,780
0000003 Use of Money					
5000451 INTEREST AND EARNINGS	45	65	27	65	65
0000003 Use of Money Totals	45	65	27	65	65
Rev Total for Div: 0402	2,356,102	2,435,845	1,143,102	2,215,845	2,215,845
0000010 Personnel Service					
6001000 SALARIES FULL-TIME	454,896	566,900	304,228	575,463	575,463
6001001 SALARIES PART-TIME	112,176	130,240	73,425	140,078	140,078
6001003 SALARIES OVERTIME	8,890	8,024	8,505	8,323	8,323
0000010 Personnel Service Totals	575,962	705,164	386,158	723,864	723,864
0000020 Equipment and Capital Outlay					
6002300 AUTOMOBILES	0	50,949	0	0	0
0000020 Equipment and Capital Outlay Totals	0	50,949	0	0	0
0000040 Contractual Expenditures					
6004010 BOOKS AND SUBSCRIPTIONS	773	773	773	773	773
6004012 OFFICE SUPPLIES	3,970	4,250	1,594	4,250	4,250
6004021 BLDG MAINTENANCE SUPPLIES	32	200	0	200	200
6004022 FUEL AND HEATING SUPPLIES	1,317	3,000	2,285	3,200	3,200
6004023 BLDG AND GROUNDS SUPPLIES	0	500	0	500	500
6004106 GENERAL OFFICE EXPENSES	982	500	204	700	700
6004111 BUILDING AND LAND RENTAL	52,950	51,300	32,550	51,300	51,300
6004113 WATER AND SEWAGE CHARGES	811	1,500	456	1,500	1,500
6004115 ELECTRIC CURRENT	3,568	6,000	0	6,000	6,000

REPORT:BP033

BROOME COUNTY GOVERNMENT
REVENUE AND APPROPRIATION SUMMARY
BY DEPARTMENT AND DIVISION

FUND: 1010 General Operating

DEPT: 04000000 County Clerk

DIV: 02 County Clerk - Motor Vehicles

Account	2019 Actuals	2020 Budget	2020 YTD Actuals As of 08/29/20	2021 Budget Requested	2021 Budget Recommended
6004117 BUILDING AND GROUNDS EXPENSES	1,383	1,400	538	1,600	1,600
6004137 ADVERTISING AND PROMOTION EXPE	5,271	5,500	76	6,500	6,500
6004138 OTHER OPERATIONAL EXPENSES	3,395	620	105	650	650
6004160 MILEAGE AND PARKING-LOCAL	984	250	416	400	400
6004196 COPYING MACHINE RENTALS	577	753	0	753	753
0000040 Contractual Expenditures Totals	76,013	77,546	38,997	78,326	78,326
0000041 Chargeback Expenses					
6004602 INSURANCE PREMIUM CHARGEBACK	1,087	958	479	1,305	1,305
6004604 DPW SECURITY CHARGEBACKS	13,710	18,955	14,959	19,324	19,324
6004615 GASOLINE CHARGEBACK	600	2,400	119	1,000	1,000
6004616 FLEET SERVICE CHARGEBACK	2,256	4,763	0	2,440	2,440
6004619 BUILDING SERVICE CHARGEBACK	40,449	41,348	20,174	42,348	42,348
0000041 Chargeback Expenses Totals	58,102	68,424	35,731	66,417	66,417
0000080 Employee Benefits					
6008001 STATE RETIREMENT	84,527	90,689	48,259	104,042	104,042
6008002 SOCIAL SECURITY	41,789	43,369	27,992	54,739	54,739
6008004 WORKERS COMPENSATION	5,590	3,815	1,908	2,489	2,489
6008006 LIFE INSURANCE	107	240	65	225	225
6008007 HEALTH INSURANCE	100,612	114,393	58,735	130,550	130,550
6008009 RETIREE HEALTH INSURANCE	108,773	118,396	77,670	110,833	110,833
6008010 DISABILITY INSURANCE	969	1,319	634	1,231	1,231
6008013 HEALTH INS - RETIRE INCENTIVE	4,001	0	0	0	0
0000080 Employee Benefits Totals	346,368	372,221	215,263	404,109	404,109
Exp Total for Div: 0402	1,056,445	1,274,304	676,149	1,272,716	1,272,716
Total for Div: 04000000	1,299,657	1,161,541	466,953	943,129	943,129

COUNTY CLERK
Records Management

Mission Statement

To properly store and maintain Broome County's older departmental records in accordance with relevant regulations, and by carefully balancing competing factors of accessibility, security, preservation and expense.

Description

The Records Management Division provides practical guidance and expertise to departments in the following capacities:

- Determine retention and disposition of records.
- Review of requests for records storage.
- Coordinate the scanning projects for department records.
- Ensure compliance with New York State and Federal retention guidelines.

The Records Management Department has made great strides in 2018 and 2019. In 2018, we received \$70,000 in grant funds, and in 2019 we received \$13,500 for a Local Government Efficiency Study. In 2020, we have applied for \$42,100 in new grant funds.

We have also worked to address the continued concerns with the Records Storage Facility located at 1 North Floral Avenue in Binghamton (The Ramp Building). Some repairs have been made to the building, but the expenses of completely addressing the unresolved issues will be daunting. In January 2020, the results of the Local Government Efficiency Study were released. This study recommended that the County

Clerk's office should either explore alternative properties or make extensive repairs to the existing building, in addition to redoubling our scanning efforts.

Covid-19 Response

The Broome County Clerk's Office took decisive action to meet the immediate challenges of the COVID-19 public health crisis.

To help flatten the curve and protect public health and safety, we employed a multi-pronged approach to provide our employees with flexible, remote work options while maintaining critical operations.

In accordance with the Governor's Executive Order, our Records Management Division took the following density reduction measures:

Closed to the public:	March 17, 2020
Reduced to 1/2 staff on site and 1/2 staff remotely:	March 17, 2020
Reopened to the public:	June 22, 2020

While working remotely, Records Management spearheaded multiple projects focusing on the indexing, digitization and verification of various public records.

As a result of our collective efforts, 21,779 new civil actions were indexed in OnBase, 12 additional mortgage books were imported into IQS and 270 judgment books were redacted and verified, significantly increasing the number of documents that are available remotely to our users.

2021 Objectives

- Prior to the fiscal challenges presented by the COVID-19 pandemic, our office planned to issue an RFP for a new storage location for Broome County's older departmental records as recommended by the Study. The Clerk's Office will work with the Executive Office and Legislature to determine the best approach to funding a project of this scale.
- Continue to work with Information Technology to implement a multi-year Capital Improvement Project to scan older departmental records into the OnBase Document Management system.

2021 Budget Highlights

The office plans to continue to scan and digitize permanent paper records from various departments into the County's OnBase system as part of an ongoing capital project.

County Clerk / Records Management (04030001)

<u>Title of Position</u>	<u>Grade/Unit</u>	2019 <u>Actuals</u>	As of July 6,2020 Current <u>Authorized</u>	2021 <u>Requested</u>	2021 <u>Recommended</u>
<u>Full-Time Positions</u>					
Deputy County Clerk (40)	17 Admin	1	1	1	1
Records Management Officer	18 Admin	1	0	0	0
Senior Records Clerk (40)	9 CSEA	0	1	1	1
Total Full-Time Positions		2	2	2	2
<u>Part-Time Positions</u>					
None		0	0	0	0
Total Part-Time Positions		0	0	0	0
Total Positions		2	2	2	2

REPORT:BP033

BROOME COUNTY GOVERNMENT
REVENUE AND APPROPRIATION SUMMARY
BY DEPARTMENT AND DIVISION

FUND: 1010 General Operating
DEPT: 04000000 County Clerk
DIV: 03 County Clerk- Records Mgmt

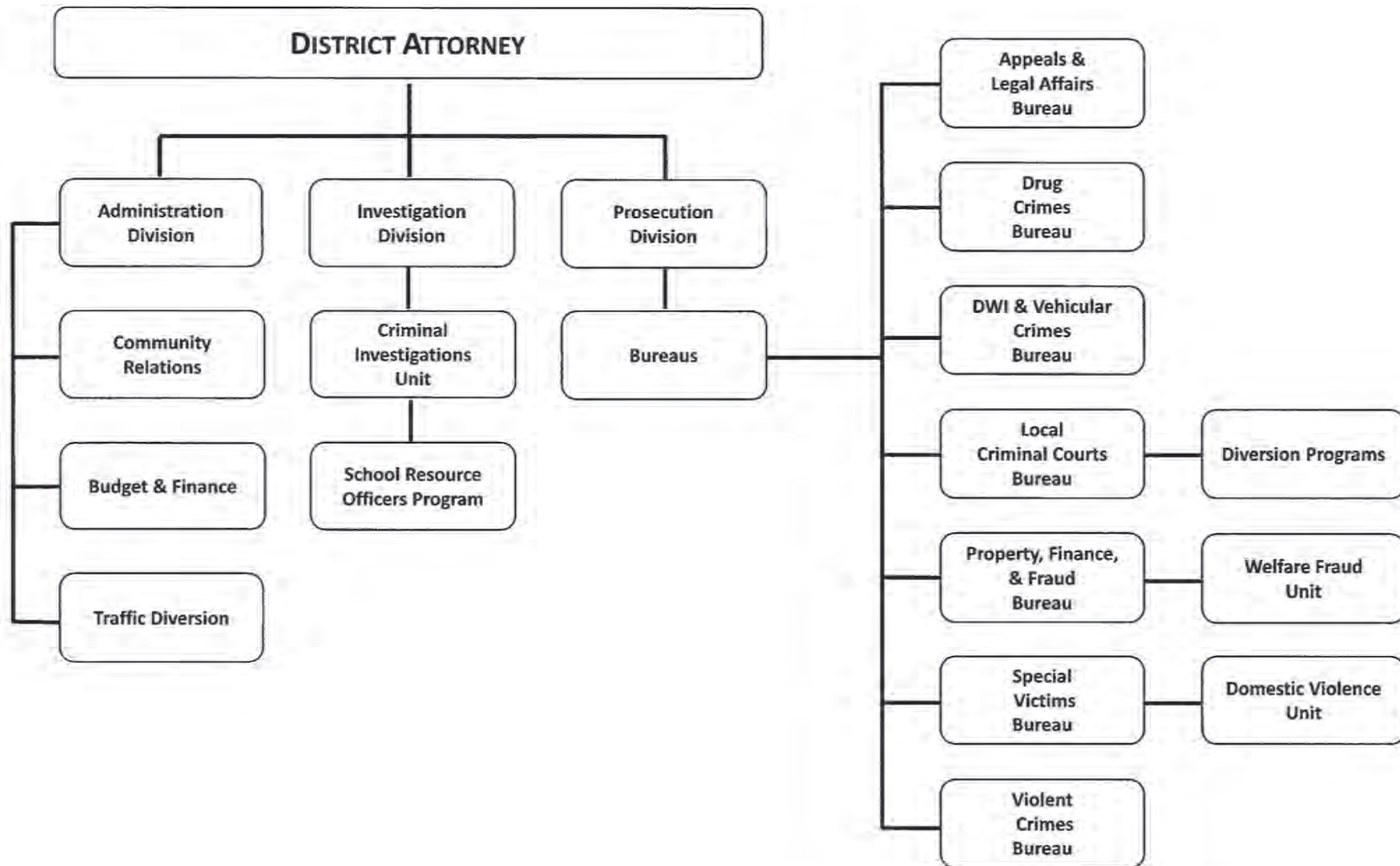
Account	2019 Actuals	2020 Budget	2020 YTD Actuals As of 08/29/20	2021 Budget Requested	2021 Budget Recommended
0000002 Departmental Income					
5000333 OTHER DEPARTMENTAL CHARGEBACK	13,918	18,230	0	18,385	18,385
0000002 Departmental Income Totals	13,918	18,230	0	18,385	18,385
Rev Total for Div: 0403	13,918	18,230	0	18,385	18,385
0000010 Personnel Service					
6001000 SALARIES FULL-TIME	83,022	75,746	48,311	78,407	78,407
0000010 Personnel Service Totals	83,022	75,746	48,311	78,407	78,407
0000040 Contractual Expenditures					
6004012 OFFICE SUPPLIES	212	400	155	400	400
6004022 FUEL AND HEATING SUPPLIES	7,910	15,000	6,216	15,000	15,000
6004023 BLDG AND GROUNDS SUPPLIES	0	100	0	100	100
6004106 GENERAL OFFICE EXPENSES	3,361	2,000	954	2,000	2,000
6004113 WATER AND SEWAGE CHARGES	409	420	303	420	420
6004115 ELECTRIC CURRENT	14,475	16,000	9,851	16,000	16,000
6004117 BUILDING AND GROUNDS EXPENSES	5,623	5,500	2,753	5,500	5,500
6004160 MILEAGE AND PARKING-LOCAL	350	400	352	480	480
6004161 TRAVEL HOTEL AND MEALS	649	1,000	0	1,000	1,000
6004193 HARDWARE MAINTENANCE	318	1,000	990	1,600	1,600
6004195 HARDWARE RENTAL	1,020	0	0	0	0
6004196 COPYING MACHINE RENTALS	924	924	616	924	924
6004255 CONTRACTED SERVICES	20	0	0	0	0
0000040 Contractual Expenditures Totals	35,271	42,744	22,190	43,424	43,424
0000041 Chargeback Expenses					
6004619 BUILDING SERVICE CHARGEBACK	8,861	6,943	3,644	6,943	6,943
0000041 Chargeback Expenses Totals	8,861	6,943	3,644	6,943	6,943
0000080 Employee Benefits					

REPORT:BP033

BROOME COUNTY GOVERNMENT
 REVENUE AND APPROPRIATION SUMMARY
 BY DEPARTMENT AND DIVISION

FUND: 1010 General Operating
 DEPT: 04000000 County Clerk
 DIV: 03 County Clerk- Records Mgmt

Account	2019 Actuals	2020 Budget	2020 YTD Actuals As of 08/29/20	2021 Budget Requested	2021 Budget Recommended
6008001 STATE RETIREMENT	10,499	11,276	6,044	11,898	11,898
6008002 SOCIAL SECURITY	5,580	5,748	3,220	5,999	5,999
6008006 LIFE INSURANCE	16	30	11	30	30
6008007 HEALTH INSURANCE	15,575	14,882	9,177	15,627	15,627
6008009 RETIREE HEALTH INSURANCE	23,022	25,778	13,186	27,067	27,067
6008010 DISABILITY INSURANCE	56	88	57	88	88
6008013 HEALTH INS - RETIRE INCENTIVE	504	0	0	0	0
0000080 Employee Benefits Totals	55,252	57,802	31,695	60,709	60,709
0000090 Transfers					
6009001 TRANSFER TO CAPITAL FUND	0	50,000	50,000	0	0
0000090 Transfers Totals	0	50,000	50,000	0	0
Exp Total for Div: 0403	182,406	233,235	155,840	189,483	189,483
Total for Div: 04000000	-168,488	-215,005	-155,840	-171,098	-171,098
Total for Dept: 04000000	1,980,532	1,546,336	582,219	1,380,596	1,380,596



District Attorney

Mission Statement

Work with law enforcement agencies to successfully prosecute crime in Broome County in the interest of public safety.

Description

The District Attorney's Office (DAO) has 25 Assistant District Attorneys that prosecute nearly 10,000 felony, misdemeanor, and violation level offenses annually on behalf of the People of the State of New York and Broome County. The DAO also prosecutes more than 20,000 traffic tickets.

2021 Objectives

The DAO will continue to aggressively prosecute crime effectively and efficiently, while also using crime prevention and deterrent programs to reduce future crime.

School Resource Officers

To protect, mentor, and educate the children of Broome County, the DAO will continue to grow the School Resource Officer (SRO) program. Launched in 2016, the SRO program places retired, experienced police officers in our schools. These Officer's interact with children and faculty on a daily basis, to ensure their safety.

Diversion Programs

For those charged with minor crimes, the DAO diverts cases and individuals through several diversion programs, which offer treatment

rather than incarceration that give the offenders a chance to be productive members of society.

These include The Alcohol Monitoring Program; Drug Treatment Court; DWI Treatment Court; Integrated Domestic Violence Court; Operation SAFE; Treatment Alternative to Prosecution; and Veterans Court.

Traffic Diversion Program

This program funds the salaries of one ADA, three Investigators, one Traffic Diversion Coordinator, one Secretary, one Receptionist, one Computer Hardware Technician, and a Fiscal Services Administrator.

2021 Budget Highlights

- Utilize Incentives to retain and motivate staff.
- Continue to develop and grow SRO program.
- Adapt to the new Bail and Discovery Reform Laws by seeking State and County funding for additional positions in order to comply with this mandate.

District Attorney 06000001

As of
July 6, 2020

<u>Title of Position</u>	<u>Grade/Unit</u>	2019 <u>Actuals</u>	Current <u>Authorized</u>	2021 <u>Requested</u>	2021 <u>Recommended</u>
<u>Full-Time Positions</u>					
District Attorney	Elected	1	1	1	1
Chief Assistant District Attorney	AT-5	0	0	1	1
Chief Assistant District Attorney	AT-4	0	0	0	0
Deputy District Attorney	AT-4	2	1	1	1
Senior Assistant District Attorney	AT-3	5	6	7	7
Assistant District Attorney II	AT-2	8	7	8	8
Assistant District Attorney I	AT-1	4	5	5	5
Chief Investigator - DA	27 Admin	1	1	1	1
Ass't Chief Investigator	27 Admin	0	1	1	1
Community Relations Director	25 Admin	1	1	1	1
Fiscal Services Administrator	24 Admin	0	1	1	1
Investigator - DA	22 Admin	3	4	4	4
Secretary to the DA	14 Admin	8	7	7	7
Receptionist/Typist	7 Admin	0	1	1	1
Secretary	13 CSEA	1	3	3	3
Traffic Diversion Coordinator	13S CSEA	0	1	1	1
Keyboard Specialist ***	8 CSEA	2	2	2	2
Total Full-Time Positions		36	42	45	45
<u>Part-Time Positions</u>					
Investigator - DA	22 Admin	2	2	2	2
Total Part-Time Positions		2	2	2	2
Total Positions		38	44	47	47

*** One position abolished in 2019/one unfunded in 2019

GRANT FUNDED POSITIONS

District Attorney 06000001

Title of Position	Grade/Unit	As of			
		2019 Actuals	July 6.2020 2020 Authorized	2021 Requested	2021 Recommended
Full-Time Positions					
Chief Assistant District Attorney*	AT-4	1	1	0	0
Senior Assistant District Attorney*	AT-3	3	3	2	2
Assistant District Attorney II*	AT-2	3	2	1	1
Assistant District Attorney I	AT-1	1	0	0	0
Asst Chief Investigator - DA	27 Admin	1	0	0	0
Investigator - DA	22 Admin	2	0	0	0
Fiscal Manager	17 BAPA	1	0	0	0
Traffic Diversion Coordinator	13S CSEA	1	0	0	0
Traffic Diversion Assistant	9S CSEA	2	0	0	0
Total Full-Time Positions		15	6	3	3
Part-Time Positions					
Investigator - DA	22 Admin	11	11	11	11
Total Part-Time Positions		11	11	11	11
Total Positions		26	17	14	14

*One position transferred to operating

REPORT:BP033

BROOME COUNTY GOVERNMENT
REVENUE AND APPROPRIATION SUMMARY
BY DEPARTMENT AND DIVISION

FUND: 1010 General Operating
DEPT: 06000000 District Attorney
DIV: 00 District Attorney

Account	2019 Actuals	2020 Budget	2020 YTD Actuals As of 08/29/20	2021 Budget Requested	2021 Budget Recommended
6000000 District Attorney					
0000002 Departmental Income					
5000245 FEE FOR TRAFFIC DIVERSION	123,265	100,000	100,000	120,000	120,000
5000333 OTHER DEPARTMENTAL CHARGEBACK	20,000	20,000	0	20,000	20,000
0000002 Departmental Income Totals	143,265	120,000	100,000	140,000	140,000
0000007 Misc Interfund Revenues					
5000534 TRANSFER FROM INSURANCE RESERV	1,953	0	0	0	0
5000545 CREDIT CARD REBATES	183	300	90	125	125
5000546 Trust Account Inflows	1,849,820	0	0	0	0
0000007 Misc Interfund Revenues Totals	1,851,956	300	90	125	125
0000008 State Aid					
5000801 DISTRICT ATTORNEY'S SALARY	72,189	72,189	0	72,189	72,189
5000855 SOCIAL SERVICES ADMINISTRATION	5,191	4,632	3,392	5,374	5,374
0000008 State Aid Totals	77,380	76,821	3,392	77,563	77,563
0000009 Federal Aid					
5000925 SOCIAL SERVICES ADMINISTRATION	35,080	37,056	22,838	57,770	57,770
0000009 Federal Aid Totals	35,080	37,056	22,838	57,770	57,770
Rev Total for Div: 0600	2,107,681	234,177	126,320	275,458	275,458
0000010 Personnel Service					
6001000 SALARIES FULL-TIME	2,191,225	2,306,793	1,234,244	2,630,528	2,630,528
6001001 SALARIES PART-TIME	63,143	30,000	21,535	29,019	29,019
6001003 SALARIES OVERTIME	1,143	0	0	0	0
6001010 SALARY ADJUSTMENTS	22,122	0	0	0	0
0000010 Personnel Service Totals	2,277,633	2,336,793	1,255,779	2,659,547	2,659,547

BROOME COUNTY GOVERNMENT
 REVENUE AND APPROPRIATION SUMMARY
 BY DEPARTMENT AND DIVISION

FUND: 1010 General Operating
 DEPT: 06000000 District Attorney
 DIV: 00 District Attorney

Account	2019 Actuals	2020 Budget	2020 YTD Actuals As of 08/29/20	2021 Budget Requested	2021 Budget Recommended
0000040 Contractual Expenditures					
6004010 BOOKS AND SUBSCRIPTIONS	51,283	51,312	37,731	48,794	48,794
6004012 OFFICE SUPPLIES	7,443	10,000	2,597	7,500	7,500
6004021 BLDG MAINTENANCE SUPPLIES	84	0	399	300	300
6004023 BLDG AND GROUNDS SUPPLIES	201	0	225	100	100
6004045 TRAINING AND EDUCATIONAL SUPPL	0	1,200	0	1,200	1,200
6004048 MISC OPERATIONAL SUPPLIES	0	1,350	0	1,350	1,350
6004051 OPERATIONAL SUPPLIES	325	0	0	0	0
6004052 UNIFORMS	3,844	4,800	416	3,850	3,850
6004054 SAFETY SUPPLIES	1,979	9,520	0	3,570	3,570
6004055 COMPUTER SOFTWARE AND SUPPLIES	0	0	218	0	0
6004056 COMPUTER EQUIPMENT (NON CAPITAL	2,598	3,000	2,149	3,000	3,000
6004100 POSTAGE AND FREIGHT	1,857	2,500	587	2,500	2,500
6004105 DUES AND MEMBERSHIPS	2,615	2,640	150	2,640	2,640
6004106 GENERAL OFFICE EXPENSES	2,464	4,300	965	2,460	2,460
6004117 BUILDING AND GROUNDS EXPENSES	3,125	1,000	155	500	500
6004131 PHOTOGRAPHIC EXPENSES	200	250	0	250	250
6004137 ADVERTISING AND PROMOTION EXPE	0	0	0	1,000	1,000
6004138 OTHER OPERATIONAL EXPENSES	6,629	7,313	1,811	15,298	15,298
6004139 Trust Account Outflows	2,922,530	0	0	0	0
6004160 MILEAGE AND PARKING-LOCAL	11,601	12,000	583	12,000	12,000
6004161 TRAVEL HOTEL AND MEALS	3,731	5,000	547	4,000	4,000
6004162 EDUCATION AND TRAINING	8,696	0	875	7,250	7,250
6004164 NON-EMPLOYEE TRAVEL HOTEL & ME	30,104	20,000	673	30,000	30,000
6004168 OTHER PERSONNEL EXPENSES	60	0	-120	0	0
6004192 SOFTWARE MAINTENANCE	0	700	0	0	0
6004196 COPYING MACHINE RENTALS	10,964	14,960	8,218	13,458	13,458
6004200 PROPERTY LOSS	1,953	0	0	0	0
6004402 LAB SERVICES	9,833	5,000	0	2,500	2,500
6004536 WITNESS EXPENSES	18,578	15,000	12,950	20,000	20,000
6004537 INVESTIGATIONS EXPENSES	15,992	8,000	3,698	15,000	15,000
6004541 STENOGRAPHIC SERVICES	93,082	150,000	43,622	150,000	150,000
0000040 Contractual Expenditures Totals	3,211,771	329,845	118,449	348,520	348,520
0000041 Chargeback Expenses					
6004602 INSURANCE PREMIUM CHARGEBACK	5,715	4,161	2,080	4,269	4,269
6004615 GASOLINE CHARGEBACK	4,785	9,000	1,660	7,500	7,500
6004616 FLEET SERVICE CHARGEBACK	15,792	18,944	0	17,080	17,080
6004626 TRANSPORTATION SERVICES CHARGE	16,757	16,839	0	0	0
0000041 Chargeback Expenses Totals	43,049	48,944	3,740	28,849	28,849

REPORT:BP033

BROOME COUNTY GOVERNMENT
REVENUE AND APPROPRIATION SUMMARY
BY DEPARTMENT AND DIVISION

FUND: 1010 General Operating
DEPT: 06000000 District Attorney
DIV: 00 District Attorney

Account	2019 Actuals	2020 Budget	2020 YTD Actuals As of 08/29/20	2021 Budget Requested	2021 Budget Recommended
0000060 Principal on Indebtedness					
6006008 PRINCIPAL ON CAPITAL LEASE	1,289	0	0	0	0
0000060 Principal on Indebtedness Totals	1,289	0	0	0	0
0000070 Interest on Indebtedness					
6007005 INTEREST ON CAPITAL LEASE	85	0	0	0	0
0000070 Interest on Indebtedness Totals	85	0	0	0	0
0000080 Employee Benefits					
6008001 STATE RETIREMENT	307,895	313,445	129,039	353,110	353,110
6008002 SOCIAL SECURITY	163,606	174,995	92,497	201,485	201,485
6008004 WORKERS COMPENSATION	21,052	14,766	7,383	13,239	13,239
6008006 LIFE INSURANCE	273	510	146	585	585
6008007 HEALTH INSURANCE	252,221	277,894	131,573	353,444	353,444
6008009 RETIREE HEALTH INSURANCE	69,512	75,592	49,835	77,607	77,607
6008010 DISABILITY INSURANCE	162	176	114	176	176
6008011 UNEMPLOYMENT INSURANCE	409	0	18,548	0	0
6008013 HEALTH INS - RETIRE INCENTIVE	2,481	0	0	0	0
6008014 NYS ERS VDC EXPENSE	0	0	7,592	0	0
0000080 Employee Benefits Totals	817,611	857,378	436,727	999,646	999,646
0000090 Transfers					
6009002 TRANSFER TO GRANT FUND	491,083	518,293	330,251	181,599	181,599
6009006 TRANSFER TO SPECIAL REV FUND	57,160	0	0	0	0
0000090 Transfers Totals	548,243	518,293	330,251	181,599	181,599
Exp Total for Div: 0600	6,899,681	4,091,253	2,144,946	4,218,161	4,218,161
Total for Div: 06000000	-4,792,000	-3,857,076	-2,018,626	-3,942,703	-3,942,703

BROOME COUNTY GOVERNMENT
 REVENUE AND APPROPRIATION SUMMARY
 BY DEPARTMENT AND DIVISION

FUND: 1010 General Operating
 DEPT: 06000000 District Attorney
 DIV: 03 DA - Traffic Diversion Program

Account	2019 Actuals	2020 Budget	2020 YTD Actuals As of 08/29/20	2021 Budget Requested	2021 Budget Recommended
0000002 Departmental Income					
5000245 FEE FOR TRAFFIC DIVERSION	488,230	1,500,000	657,880	1,230,000	1,230,000
0000002 Departmental Income Totals	488,230	1,500,000	657,880	1,230,000	1,230,000
Rev Total for Div: 0603	488,230	1,500,000	657,880	1,230,000	1,230,000
0000010 Personnel Service					
6001000 SALARIES FULL-TIME	0	465,724	186,191	346,240	346,240
6001001 SALARIES PART-TIME	0	30,000	18,834	26,557	26,557
6001002 SALARIES TEMPORARY	0	0	2,878	0	0
0000010 Personnel Service Totals	0	495,724	207,903	372,797	372,797
0000040 Contractual Expenditures					
6004106 GENERAL OFFICE EXPENSES	0	0	3,333	3,500	3,500
6004162 EDUCATION AND TRAINING	0	10,575	0	0	0
6004593 OTHER GOVERNMENTS PAYMENTS	0	750,000	222,506	675,000	675,000
6004595 TRANSFER TO RESERVE	0	140,831	0	19,308	19,308
0000040 Contractual Expenditures Totals	0	901,406	225,839	697,808	697,808
0000041 Chargeback Expenses					
6004610 PERSONNEL SERVICES CHARGEBACKS	0	0	0	61,209	61,209
0000041 Chargeback Expenses Totals	0	0	0	61,209	61,209
0000080 Employee Benefits					
6008001 STATE RETIREMENT	0	30,955	11,930	28,401	28,401
6008002 SOCIAL SECURITY	0	31,610	15,487	28,521	28,521
6008006 LIFE INSURANCE	0	120	32	105	105
6008007 HEALTH INSURANCE	0	39,921	18,343	41,071	41,071
6008010 DISABILITY INSURANCE	0	264	73	88	88
0000080 Employee Benefits Totals	0	102,870	45,865	98,186	98,186

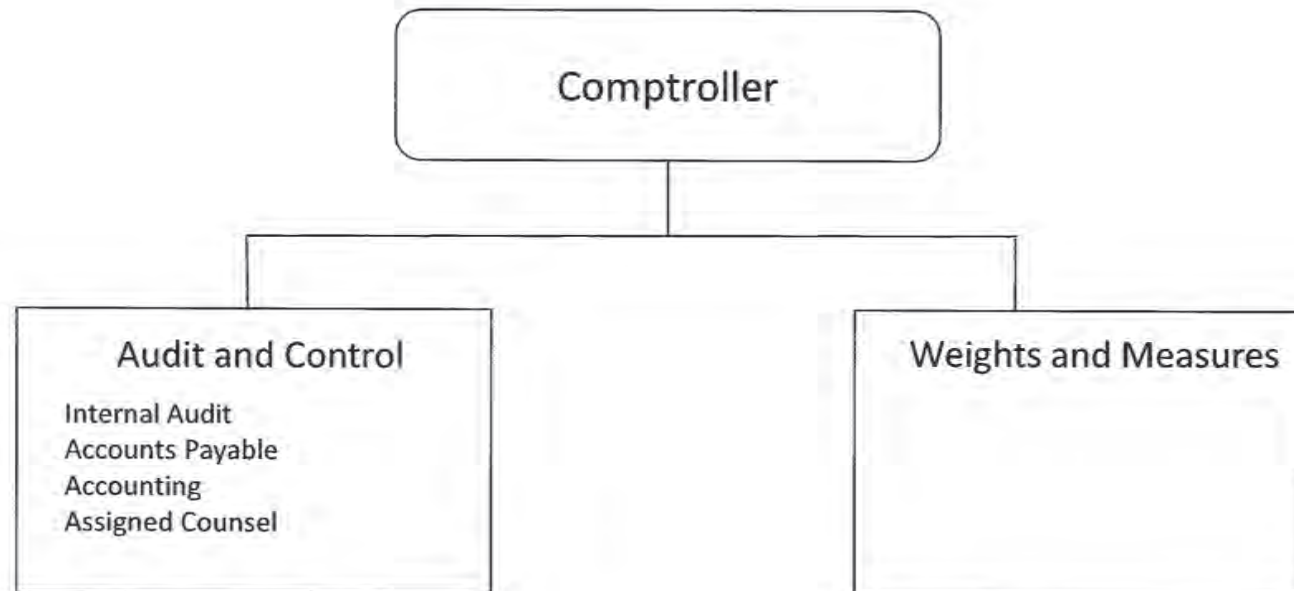
REPORT:BP033

BROOME COUNTY GOVERNMENT
REVENUE AND APPROPRIATION SUMMARY
BY DEPARTMENT AND DIVISION

FUND: 1010 General Operating
DEPT: 06000000 District Attorney
DIV: 03 DA - Traffic Diversion Program

Account	2019 Actuals	2020 Budget	2020 YTD Actuals As of 08/29/20	2021 Budget Requested	2021 Budget Recommended
Exp Total for Div: 0603	0	1,500,000	479,607	1,230,000	1,230,000
Total for Div: 06000000	488,230	0	178,273	0	0
Total for Dept: 06000000	-4,303,770	-3,857,076	-1,840,353	-3,942,703	-3,942,703

Audit and Control



Audit and Control

Audit and Control

Mission Statement

Provide professional internal auditing services to the County of Broome in accordance with applicable professional standards. Assist the organization in identifying and controlling business risks. To help insure county resources are used in an ethical, effective and efficient manner and that assets are adequately safeguarded. Insure that all county bank accounts are reconciled in a proper and timely manner. Provide the final review and approval of all disbursements of County funds, in a fair, efficient and expeditious manner. To administer and provide oversight relative to the disbursement of funds for the provision of indigent defense services in Broome County (except in cases where such services are provided directly by the Broome County Public Defender's Office).

Description

The Audit and Control Division of the Department of Audit and Control performs audits of various programs, departments, agencies, reconciles all county bank accounts, pays all county bills, and administers the county assigned counsel program.

2021 Objectives

- Administer control self assessment process with county departments and contract agencies.
- Provide instructional materials for departments in accounts payable and internal controls.
- Maintain compliance with continuing education and training standards promulgated by the Comptroller General of the United States.
- Pay all instruments received within one cycle of receipt.
- Reconcile all bank accounts within 30 days of receipt of the bank statement.
- Use internal audit resources to assist the county in identifying and mitigating business risk.

Audit and Control 01010001

<u>Title of Position</u>	<u>Grade/Unit</u>	As of July 6, 2020			
		<u>2019 Actuals</u>	<u>Current Authorized</u>	<u>2021 Requested</u>	<u>2021 Recommended</u>
<u>Full-Time Positions</u>					
Comptroller	J Admin	1	1	1	1
Secretary to the Comptroller	14 Admin	1	1	1	1
Internal Auditor/Trainee	21/19 CSEA	4	4	4	4
Accountant (County)	16 CSEA	1	1	1	1
Total Full-Time Positions		7	7	7	7
<u>Part-Time Positions</u>					
Secretary	14 Admin	1	1	1	1
Total Part-Time Positions		1	1	1	1
Total Positions		8	8	8	8

REPORT:BP033

BROOME COUNTY GOVERNMENT
REVENUE AND APPROPRIATION SUMMARY
BY DEPARTMENT AND DIVISION

FUND: 1010 General Operating
DEPT: 01000000 Audit and Control
DIV: 01 Audit & Control

Account	2019 Actuals	2020 Budget	2020 YTD Actuals As of 08/29/20	2021 Budget Requested	2021 Budget Recommended
10000000 Audit and Control					
0000007 Misc Interfund Revenues					
5000545 CREDIT CARD REBATES	43	0	31	0	0
0000007 Misc Interfund Revenues Totals	43	0	31	0	0
0000008 State Aid					
5000802 INDIGENT PAROLEES	9,528	0	0	0	0
0000008 State Aid Totals	9,528	0	0	0	0
Rev Total for Div: 0101	9,571	0	31	0	0
0000010 Personnel Service					
6001000 SALARIES FULL-TIME	467,773	482,091	305,419	490,189	490,189
6001001 SALARIES PART-TIME	28,538	28,292	17,325	28,204	28,204
0000010 Personnel Service Totals	496,311	510,383	322,744	518,393	518,393
0000040 Contractual Expenditures					
6004012 OFFICE SUPPLIES	521	1,200	3,489	1,200	1,200
6004073 SUBSCRIPTIONS	540	0	540	0	0
6004105 DUES AND MEMBERSHIPS	1,712	790	1,570	790	790
6004106 GENERAL OFFICE EXPENSES	60	0	0	0	0
6004160 MILEAGE AND PARKING-LOCAL	708	500	0	500	500
6004161 TRAVEL HOTEL AND MEALS	1,400	0	0	0	0
6004162 EDUCATION AND TRAINING	1,474	0	499	0	0
6004501 AUDIT FEES	144,840	159,650	77,360	164,440	164,440
6004539 COURT ASSIGNED ATTORNEY-PUBLIC	827,331	1,367,551	665,961	1,367,551	1,367,551
6004540 COURT ASSIGNED ATTORNEY-FAMILY	1,044,043	1,298,893	725,432	1,298,893	1,298,893
0000040 Contractual Expenditures Totals	2,022,629	2,828,584	1,474,851	2,833,374	2,833,374
0000041 Chargeback Expenses					
6004602 INSURANCE PREMIUM CHARGEBACK	186	172	86	226	226

BROOME COUNTY GOVERNMENT
 REVENUE AND APPROPRIATION SUMMARY
 BY DEPARTMENT AND DIVISION

FUND: 1010 General Operating
 DEPT: 01000000 Audit and Control
 DIV: 01 Audit & Control

Account	2019 Actuals	2020 Budget	2020 YTD Actuals As of 08/29/20	2021 Budget Requested	2021 Budget Recommended
0000041 Chargeback Expenses Totals	186	172	86	226	226
0000080 Employee Benefits					
6008001 STATE RETIREMENT	74,117	76,565	40,449	78,974	78,974
6008002 SOCIAL SECURITY	35,724	39,044	23,148	39,657	39,657
6008004 WORKERS COMPENSATION	2,802	2,815	1,408	2,500	2,500
6008006 LIFE INSURANCE	66	120	42	120	120
6008007 HEALTH INSURANCE	65,115	67,890	41,866	71,285	71,285
6008009 RETIREE HEALTH INSURANCE	61,583	64,627	42,856	67,481	67,481
6008010 DISABILITY INSURANCE	404	439	284	439	439
0000080 Employee Benefits Totals	239,811	251,500	150,053	260,456	260,456
Exp Total for Div: 0101	2,758,937	3,590,639	1,947,734	3,612,449	3,612,449
Total for Div: 01000000	-2,749,366	-3,590,639	-1,947,703	-3,612,449	-3,612,449

Audit and Control Weights and Measures

Mission Statement

To assure a fair and equitable marketplace for both the buyer and the seller by conducting annual inspections and testing of commercially used weighing and measuring devices. To enforce New York State Agriculture and Markets Law Article 16, the New York State Code of Rules and Regulations 1NYCRR – Parts 220 through 224, and apply the procedures set forth by the National Institute of Standards and Technology.

Description

The Division of Weights and Measures inspects and tests the accuracy and proper operation of commercially used weighing and measuring devices, the accuracy of labeled-by-weight packed in store commodities, and the quality of gasoline and diesel fuel, in accordance with the requirements promulgated by the New York State Department of Agriculture and Markets – Bureau of Weights and Measures.

2021 Objectives

- Participate in the State's fuel quality monitoring program.
- Investigate and resolve all complaints in a timely manner.
- Perform annual safety training review.
- Insure that all inspections required by law are done on a timely basis.

Audit and Control 01020001
Weights and Measures

As of
July 6, 2020

<u>Title of Position</u>	<u>Grade/Unit</u>	<u>2019 Actuals</u>	<u>As of Current July 6, 2020 Authorized</u>	<u>2021 Requested</u>	<u>2021 Recommended</u>
<u>Full-Time Positions</u>					
Director of Weights and Measures	23 Admin	0	1	1	1
Director of Weights and Measures	21 Admin	1	0	0	0
Weights and Measures Inspector	16 CSEA	0	1	1	1
Weights and Measures Inspector	15 CSEA	1	0	0	0
Total Full-Time Positions		2	2	2	2
<u>Part-Time Positions</u>					
None					
Total Part-Time Positions		0	0	0	0
Total Positions		2	2	2	2

REPORT:BP033

BROOME COUNTY GOVERNMENT
REVENUE AND APPROPRIATION SUMMARY
BY DEPARTMENT AND DIVISION

FUND: 1010 General Operating
DEPT: 01000000 Audit and Control
DIV: 02 Weights & Measures

Account	2019 Actuals	2020 Budget	2020 YTD Actuals As of 08/29/20	2021 Budget Requested	2021 Budget Recommended
0000002 Departmental Income					
5000118 FEES FOR SERVICES	51,152	55,000	27,022	55,000	55,000
0000002 Departmental Income Totals	51,152	55,000	27,022	55,000	55,000
Rev Total for Div: 0102	51,152	55,000	27,022	55,000	55,000
0000010 Personnel Service					
6001000 SALARIES FULL-TIME	102,643	118,016	74,490	119,954	119,954
0000010 Personnel Service Totals	102,643	118,016	74,490	119,954	119,954
0000040 Contractual Expenditures					
6004048 MISC OPERATIONAL SUPPLIES	1,751	900	711	900	900
6004052 UNIFORMS	262	350	0	350	350
6004054 SAFETY SUPPLIES	161	0	94	0	0
6004105 DUES AND MEMBERSHIPS	203	265	50	265	265
6004138 OTHER OPERATIONAL EXPENSES	-5,665	0	-3,752	0	0
6004161 TRAVEL HOTEL AND MEALS	461	0	20	0	0
6004162 EDUCATION AND TRAINING	92	0	0	0	0
0000040 Contractual Expenditures Totals	-2,735	1,515	-2,877	1,515	1,515
0000041 Chargeback Expenses					
6004602 INSURANCE PREMIUM CHARGEBACK	79	68	68	92	92
6004615 GASOLINE CHARGEBACK	1,032	2,100	419	1,750	1,750
6004616 FLEET SERVICE CHARGEBACK	4,512	4,736	0	4,880	4,880
0000041 Chargeback Expenses Totals	5,623	6,904	487	6,722	6,722
0000080 Employee Benefits					
6008001 STATE RETIREMENT	17,203	17,258	11,093	21,724	21,724
6008002 SOCIAL SECURITY	7,346	9,029	5,221	9,176	9,176
6008006 LIFE INSURANCE	14	30	11	30	30
6008007 HEALTH INSURANCE	22,015	36,298	22,384	38,112	38,112

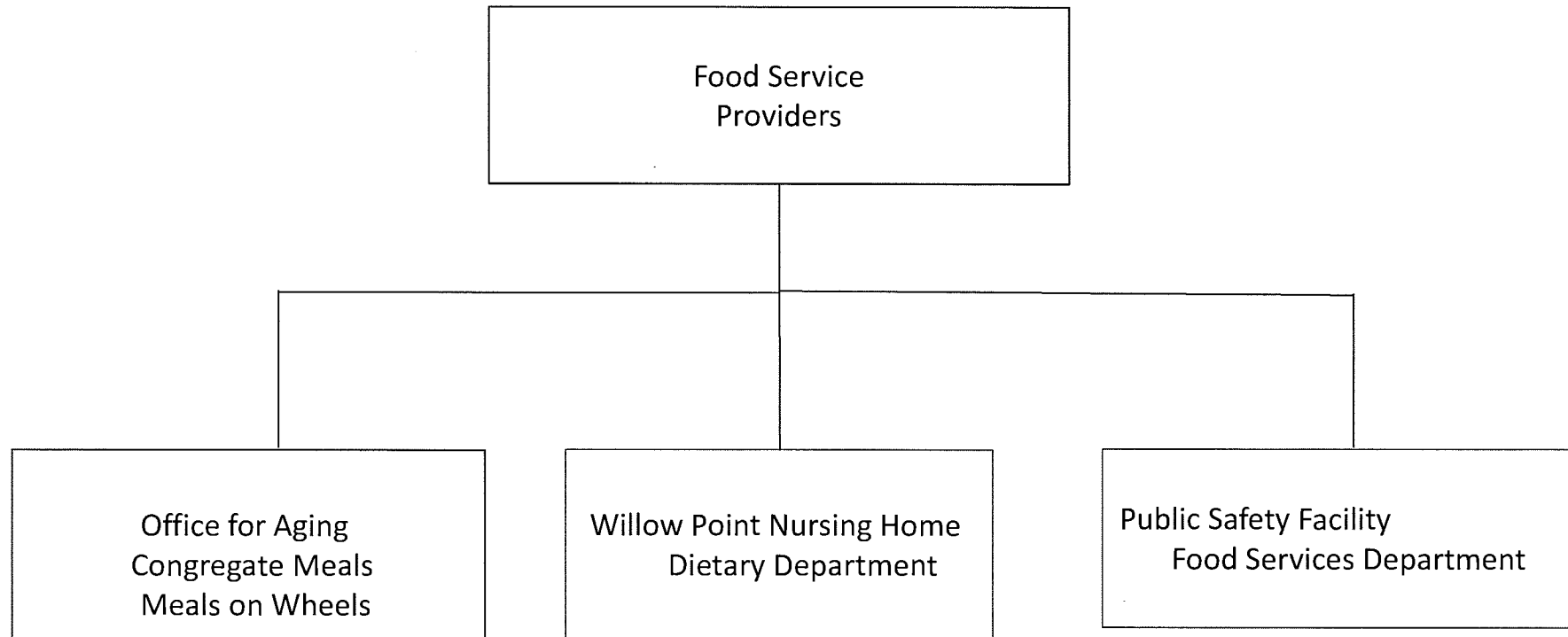
REPORT:BP033

BROOME COUNTY GOVERNMENT
REVENUE AND APPROPRIATION SUMMARY
BY DEPARTMENT AND DIVISION

FUND: 1010 General Operating
DEPT: 01000000 Audit and Control
DIV: 02 Weights & Measures

Account	2019 Actuals	2020 Budget	2020 YTD Actuals As of 08/29/20	2021 Budget Requested	2021 Budget Recommended
6008009 RETIREE HEALTH INSURANCE	39,370	43,019	28,680	45,170	45,170
6008010 DISABILITY INSURANCE	53	88	57	88	88
0000080 Employee Benefits Totals	86,001	105,722	67,446	114,300	114,300
Exp Total for Div: 0102	191,532	232,157	139,546	242,491	242,491
Total for Div: 01000000	-140,380	-177,157	-112,524	-187,491	-187,491
Total for Dept: 01000000	-2,889,746	-3,767,796	-2,060,227	-3,799,940	-3,799,940

Central Food and Nutrition Services



Central Food and Nutrition Services

Mission Statement

Central Food and Nutrition Services accounts for contracts with private vendors to provide food services for Office for Aging, Willow Point Nursing Home, and the Broome County Public Safety Facility. Other continuing expenses are included.

2021 Objectives

- High level of user acceptance and satisfaction for the Office for Aging, Willow Point Nursing Home, and the Broome County Public Safety Facility.
- The Office for Aging will develop meals to reduce the amount of sodium in food provided and provide healthier food options in keeping with the changing needs and guidelines of the aging population.
- Willow Point Nursing Home administration and staff will meet the changing needs of the residents for meals, snacks, special functions and hydration status, and monitor the cost of these programs.
- The Sheriff Department Corrections administration and medical staff will meet the nutritional needs of the inmates within established guidelines.

2021 Budget Highlights

- Food services will be provided in conjunction with the vendors to maximize nutritional value within acceptable cost limits.

REPORT:BP032

BROOME COUNTY GOVERNMENT
REVENUE AND APPROPRIATION SUMMARY BY DEPARTMENT

FUND: 2060 Central Kitchen Operating
DEPT: 02000000 Central Foods

Account	2019 Actuals	2020 Budget	2020 YTD Actuals As of 08/29/20	2021 Budget Requested	2021 Budget Recommended
0000002 Departmental Income					
5000328 CHARGES FOR FOOD SERVICE	4,915,751	5,241,796	2,324,421	5,014,919	5,014,919
0000002 Departmental Income Total	4,915,751	5,241,796	2,324,421	5,014,919	5,014,919
0000003 Use of Money					
5000451 INTEREST AND EARNINGS	5,650	2,000	974	1,000	1,000
0000003 Use of Money Total	5,650	2,000	974	1,000	1,000
0000007 Misc Interfund Revenues					
5000551 CHANGE IN OPEB LIABILITY	773,858	0	0	0	0
0000007 Misc Interfund Revenues Total	773,858	0	0	0	0
0000009 Federal Aid					
5000952 ARRA DEBT REIMBURSEMENT	3,949	3,625	1,146	3,343	3,343
0000009 Federal Aid Total	3,949	3,625	1,146	3,343	3,343
Rev Totals for Dept: 02000000	5,699,208	5,247,421	2,326,541	5,019,262	5,019,262
0000040 Contractual Expenditures					
6004120 KITCHEN & DINING ROOM EXPENSES	1,768	0	0	0	0
6004255 CONTRACTED SERVICES	4,595,128	4,951,856	2,529,571	4,760,361	4,760,361
6004504 OTHER FINANCIAL SERVICES	267	237	74	198	198
0000040 Contractual Expenditures Totals	4,597,163	4,952,093	2,529,645	4,760,559	4,760,559
0000041 Chargeback Expenses					
6004601 INDIRECT COSTS	46,533	20,044	0	12,896	12,896
6004602 INSURANCE PREMIUM CHARGEBACK	4,078	1,501	751	1,721	1,721
0000041 Chargeback Expenses Totals	50,611	21,545	751	14,617	14,617

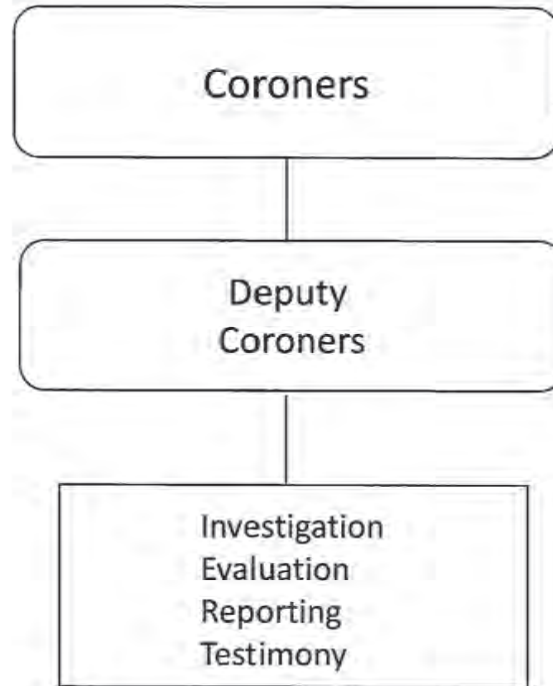
REPORT:BP032

BROOME COUNTY GOVERNMENT
 REVENUE AND APPROPRIATION SUMMARY BY DEPARTMENT

FUND: 2060 Central Kitchen Operating
 DEPT: 02000000 Central Foods

Account	2019 Actuals	2020 Budget	2020 YTD Actuals As of 08/29/20	2021 Budget Requested	2021 Budget Recommended
0000060 Principal on Indebtedness					
6006000 PRINCIPAL ON SERIAL BONDS	0	35,294	0	36,185	36,185
0000060 Principal on Indebtedness Totals	0	35,294	0	36,185	36,185
0000070 Interest on Indebtedness					
6007000 INTEREST ON SERIAL BONDS	13,762	12,345	3,832	10,501	10,501
0000070 Interest on Indebtedness Totals	13,762	12,345	3,832	10,501	10,501
0000080 Employee Benefits					
6008004 WORKERS COMPENSATION	42,858	39,798	19,899	14,797	14,797
6008005 WORKERS COMP LP LIABILITY	-12,629	0	0	0	0
6008009 RETIREE HEALTH INSURANCE	177,776	186,346	116,154	182,603	182,603
0000080 Employee Benefits Totals	208,005	226,144	136,053	197,400	197,400
Exp Totals for Dept: 02000000	4,869,541	5,247,421	2,670,281	5,019,262	5,019,262
Total for Dept: 02000000	829,667	0	-343,740	0	0

Coroners



Coroners

Mission Statement

Investigate unattended deaths, suspected homicide, suicide, medical misadventure or disease of public health significance.

Description

This department is responsible for the investigation, recovery and transportation of the bodies of deceased in Broome County to the morgue. This includes all deaths caused by violence or unlawful acts, unusual or unexplained death, death in a public institution other than a hospital or nursing home, and death unattended by a doctor. Pathologists are contracted to perform the autopsies. Coroners are duly licensed physicians and provide court testimony concerning the results of their investigations. The Deputy Coroners are duly licensed Nurse Practitioners, who assist the Coroners in the performance of their duties.

Routine administration is done by the Law Department.

2021 Objectives

- Maintain current levels of service.

2021 Budget Highlights

- Maintain.

Coroner 03000001

<u>Title of Position</u>	<u>Grade/Unit</u>	As of July 6, 2020			
		<u>2019 Actuals</u>	<u>Current Authorized</u>	<u>2021 Requested</u>	<u>2021 Recommended</u>
<u>Full-Time Positions</u>					
None					
Total Full-Time Positions		0	0	0	0
<u>Part-Time Positions</u>					
Coroner	NA	2	2	2	2
Deputy Coroner	NA	2	2	2	2
Total Part-Time Positions		4	4	4	4
Total Positions		4	4	4	4

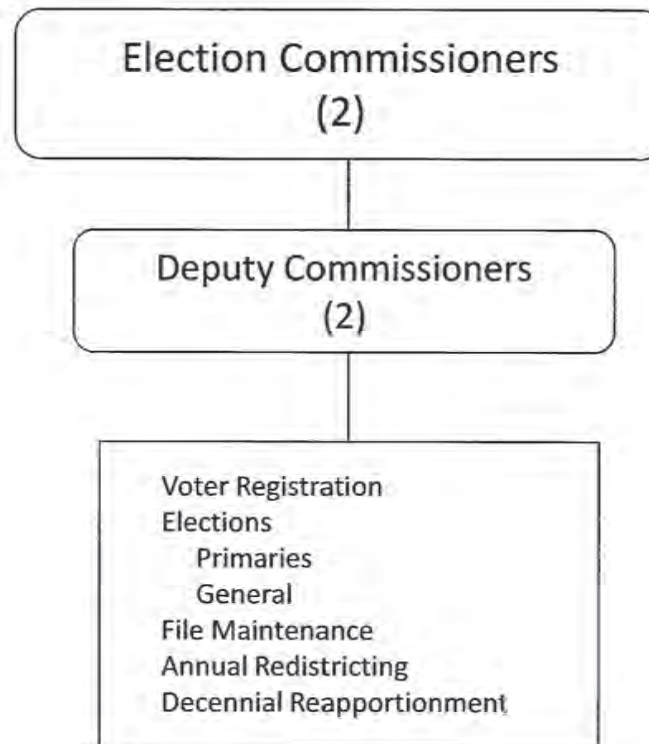
REPORT:BP032

BROOME COUNTY GOVERNMENT
REVENUE AND APPROPRIATION SUMMARY BY DEPARTMENT

FUND: 1010 General Operating
DEPT: 03000000 Coroners

Account	2019 Actuals	2020 Budget	2020 YTD Actuals As of 08/29/20	2021 Budget Requested	2021 Budget Recommended
0000007 Misc Interfund Revenues					
5000533 UNCLASSIFIED REVENUES	660	0	0	0	0
0000007 Misc Interfund Revenues Total	660	0	0	0	0
Rev Totals for Dept: 03000000	660	0	0	0	0
0000010 Personnel Service					
6001001 SALARIES PART-TIME	148,004	148,000	94,904	148,000	148,000
0000010 Personnel Service Totals	148,004	148,000	94,904	148,000	148,000
0000040 Contractual Expenditures					
6004105 DUES AND MEMBERSHIPS	110	200	0	200	200
6004143 TRANSPORTATION SERVICES	86,188	90,000	64,254	90,000	90,000
6004161 TRAVEL HOTEL AND MEALS	2,759	500	0	500	500
6004162 EDUCATION AND TRAINING	675	500	0	500	500
6004406 MEDICAL AND HOSPITAL SERVICES	361,903	300,000	131,444	300,000	300,000
0000040 Contractual Expenditures Totals	451,635	391,200	195,698	391,200	391,200
0000080 Employee Benefits					
6008001 STATE RETIREMENT	21,062	21,097	11,352	21,556	21,556
6008002 SOCIAL SECURITY	11,322	11,322	7,260	11,322	11,322
6008004 WORKERS COMPENSATION	676	703	352	604	604
0000080 Employee Benefits Totals	33,060	33,122	18,964	33,482	33,482
Exp Totals for Dept: 03000000	632,699	572,322	309,566	572,682	572,682
Total for Dept: 03000000	-632,039	-572,322	-309,566	-572,682	-572,682

Elections



Elections

Mission Statement

To ensure that all eligible County citizens are offered an opportunity to register and vote. Maintain complete and accurate voter information for all registered voters in Broome County. Ensure that the integrity of the balloting process is maintained throughout Broome County. Enforce all provisions of the New York State Election Law. Institute all Federal and State HAVA guidelines. Expand efforts in reaching the public through our website, BroomeVotes.com, and through social media outlets such as Facebook and Twitter.

Description

The Board of Elections is responsible for the honest and efficient operation of all national, state, and local elections in Broome County. The Board is established pursuant to Section §3-200 of the New York State Election Law.

2021 Objectives

The department will continue utilizing technology to reduce paper. We will also continue to educate our staff and technicians to remain current with the many mandatory state changes. We will also work with the community to broaden voter outreach with the BroomeVotes.com website, Facebook and Twitter accounts as well as with our Inspector Coordinators to enlist and retain Inspectors. Continued training on the Electronic Pollbooks for Inspectors will also take place.

2021 Budget Highlights

- There will be two elections in 2021, the Primary in June and the General Election in November. The polls will continue to be open for the Primary Elections beginning at 6:00 a.m. and close at 9:00 p.m. There are at least 20 offices that will currently be on the November ballot, including four countywide offices for County Clerk, two Supreme Court Judge positions and a Family Court Judge. Local Elections for the City of Binghamton Mayor and the Town of Vestal will also be taking place. Including the Early Voting period, there will be twenty total days the polls will be open in Broome County. Regulations have changed with registering to vote through various State agencies. Beginning in April of 2021 New York State Election Law 5-800 mandates that the State and County Boards of Elections provide an online voter registration portal. This will increase the volume of forms coming to our office and thus increase the daily workload of the staff.

Elections 07000001

<u>Title of Position</u>	<u>Grade/Unit</u>	2019 <u>Actuals</u>	As of July 6,2020 <u>Current Authorized</u>	2021 <u>Requested</u>	2021 <u>Recommended</u>
<u>Full-Time Positions</u>					
Deputy Commissioner of Elections	C Admin	2	2	0	0
Deputy Commissioner of Elections	D Admin	0	0	2	2
Election Technology Coordinator	22 Admin	2	2	2	2
Election Operations Assistant	14 CSEA	2	2	2	2
Voter Service Specialist	12 CSEA	0	2	2	2
Total Full-Time Positions		6	8	8	8
<u>Part-Time Positions</u>					
Voter Service Specialist	12 CSEA	2	2	2	2
Commissioner of Elections	NA	2	2	2	2
Total Part-Time Positions		4	4	4	4
Total Positions		10	12	12	12

REPORT:BP032

BROOME COUNTY GOVERNMENT
REVENUE AND APPROPRIATION SUMMARY BY DEPARTMENT

FUND: 1010 General Operating
DEPT: 07000000 Elections

Account	2019 Actuals	2020 Budget	2020 YTD Actuals As of 08/29/20	2021 Budget Requested	2021 Budget Recommended
0000002 Departmental Income					
5000179 CHARGES FOR SERVICES	535,074	535,000	535,074	535,000	535,000
0000002 Departmental Income Total	535,074	535,000	535,074	535,000	535,000
0000007 Misc Interfund Revenues					
5000545 CREDIT CARD REBATES	62	0	54	0	0
0000007 Misc Interfund Revenues Total	62	0	54	0	0
Rev Totals for Dept: 07000000	535,136	535,000	535,128	535,000	535,000
0000010 Personnel Service					
6001000 SALARIES FULL-TIME	302,504	407,227	251,451	423,511	423,511
6001001 SALARIES PART-TIME	38,906	74,508	16,031	88,414	88,414
6001002 SALARIES TEMPORARY	165,555	190,000	49,737	150,000	150,000
6001003 SALARIES OVERTIME	20,455	10,000	19,181	10,000	10,000
0000010 Personnel Service Totals	527,420	681,735	336,400	671,925	671,925
0000040 Contractual Expenditures					
6004010 BOOKS AND SUBSCRIPTIONS	0	500	0	500	500
6004011 DUPLICATING AND PRINTING RM SU	95,332	125,000	92,284	115,000	115,000
6004012 OFFICE SUPPLIES	4,815	10,000	2,346	8,000	8,000
6004023 BLDG AND GROUNDS SUPPLIES	0	500	7	500	500
6004100 POSTAGE AND FREIGHT	16,578	40,000	53,968	25,000	25,000
6004105 DUES AND MEMBERSHIPS	360	260	0	260	260
6004117 BUILDING AND GROUNDS EXPENSES	0	1,000	0	1,000	1,000
6004137 ADVERTISING AND PROMOTION EXPE	2,882	10,000	595	5,000	5,000
6004138 OTHER OPERATIONAL EXPENSES	249,517	470,000	75,448	350,000	350,000
6004160 MILEAGE AND PARKING-LOCAL	5,771	8,000	2,376	8,000	8,000
6004161 TRAVEL HOTEL AND MEALS	2,431	5,000	1,239	5,000	5,000
6004162 EDUCATION AND TRAINING	120	5,000	0	7,500	7,500
6004192 SOFTWARE MAINTENANCE	2,665	0	0	0	0
6004196 COPYING MACHINE RENTALS	1,839	3,000	1,064	3,000	3,000
6004306 SECURE DETENTION	3,800	0	0	0	0

REPORT:BP032

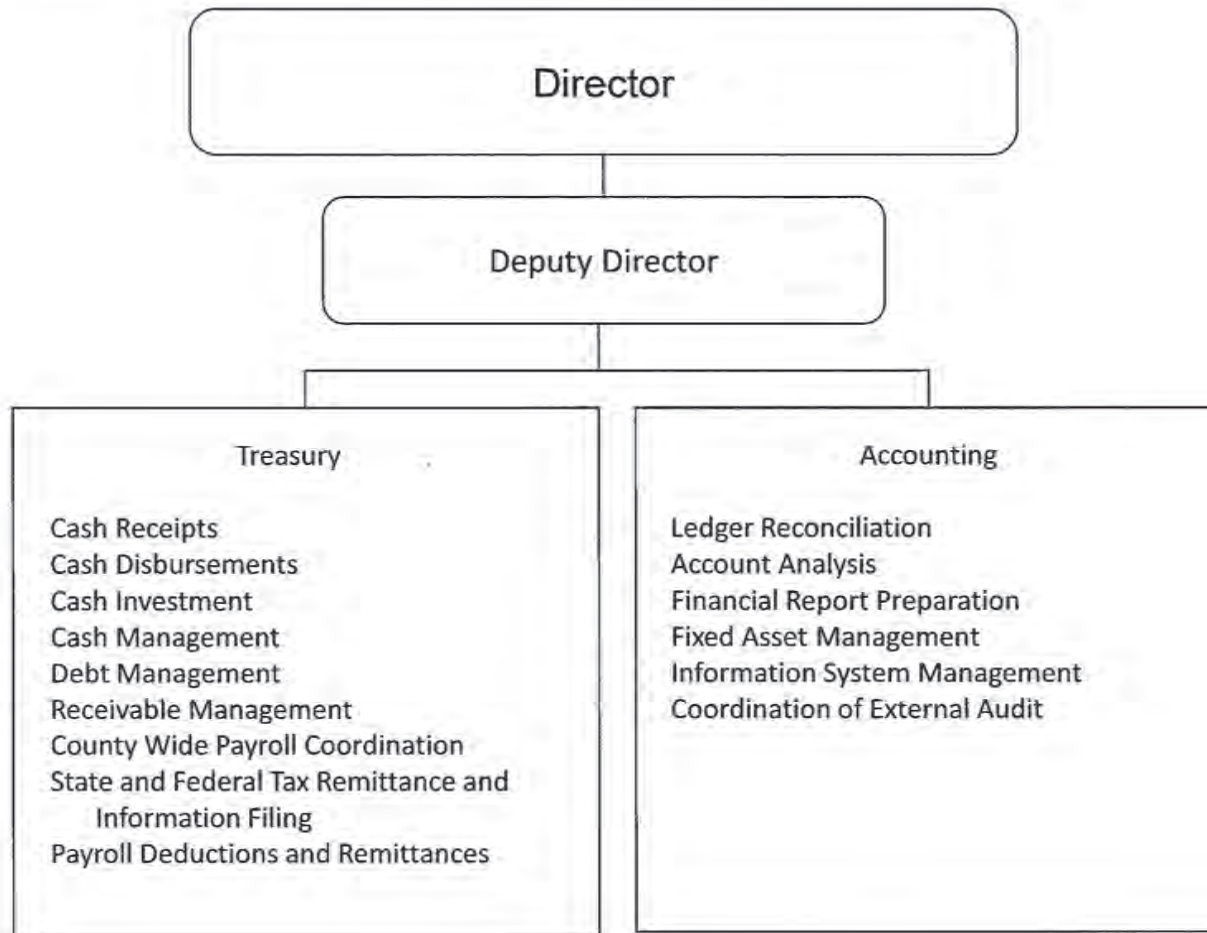
BROOME COUNTY GOVERNMENT
REVENUE AND APPROPRIATION SUMMARY BY DEPARTMENT

FUND: 1010 General Operating

DEPT: 07000000 Elections

Account	2019 Actuals	2020 Budget	2020 YTD Actuals As of 08/29/20	2021 Budget Requested	2021 Budget Recommended
0000040 Contractual Expenditures Totals	386,110	678,260	229,327	528,760	528,760
0000041 Chargeback Expenses					
6004602 INSURANCE PREMIUM CHARGEBACK	778	587	294	453	453
6004609 DATA PROCESSING CHARGEBACKS	60,917	65,595	0	65,595	65,595
6004614 OTHER CHARGEBACK EXPENSES	13,918	18,230	0	18,385	18,385
6004615 GASOLINE CHARGEBACK	135	300	31	250	250
6004616 FLEET SERVICE CHARGEBACK	2,256	2,368	0	2,440	2,440
0000041 Chargeback Expenses Totals	78,004	87,080	325	87,123	87,123
0000080 Employee Benefits					
6008001 STATE RETIREMENT	57,759	58,805	31,502	63,215	63,215
6008002 SOCIAL SECURITY	38,598	36,853	24,779	39,256	39,256
6008004 WORKERS COMPENSATION	88,521	96,574	48,287	76,655	76,655
6008006 LIFE INSURANCE	76	180	52	180	180
6008007 HEALTH INSURANCE	52,642	57,235	34,148	71,152	71,152
6008009 RETIREE HEALTH INSURANCE	32,312	33,567	22,607	35,246	35,246
6008010 DISABILITY INSURANCE	282	528	221	528	528
6008011 UNEMPLOYMENT INSURANCE	1,085	0	6,205	3,000	3,000
0000080 Employee Benefits Totals	271,275	283,743	167,801	289,232	289,232
Exp Totals for Dept: 07000000	1,262,809	1,730,818	733,853	1,577,040	1,577,040
Total for Dept: 07000000	-727,673	-1,195,818	-198,725	-1,042,040	-1,042,040

Office of Management and Budget



Office of Management and Budget

Mission Statement

The Office of Management and Budget (OMB) was established by Local Law 9 of 2010 which amended Article V of the Broome County Charter. The Finance Department and Office of Budget and Research were combined to form this office in 2011. The Director of the Office of Management and Budget is the Chief Fiscal Officer of the County. Accurate accounting and reporting of County financial operations conforming with governmental Generally Accepted Accounting Principles (GAAP) is a primary departmental function. The Director, as County Treasurer, receives county funds and invests cash to maximize return. The department coordinates and prepares the county's operating, capital, and grant budgets, coordinates the biweekly employee payroll process, and prepares necessary state and federal tax and employment information filings. Tax receivable management is a major responsibility.

Description

The Deputy Director serves under the Director and oversees accounting, treasury and payroll operations and works with budgetary and legislative issues. This position assists the Director with the preparation and control of the county operating, capital, and grant budgets.

Town and County real property tax warrants and bills are prepared annually. Information used in their preparation is gathered from various sources. Legislative resolutions are drafted and submitted for approval to the Broome County Legislature.

Certain agreements between local businesses and the Broome County Industrial Development Agency (The Agency) establish payments in

lieu of taxes (PILOT) to be paid by the businesses. The county also bills for and collects city payments in lieu of taxes. The Office of Management and Budget computes the charges based on agreements and prepares billings.

Town tax collector warrants expire in April and school and village collector warrants expire in November. Upon expiration of the warrants, the county becomes the receiver of taxes. Unpaid school and village taxes are returned to the county. These amounts are remitted to the school districts and villages the April following their return.

The department receives and records state and federal reimbursement for grant-in-aid and capital programs, departmental income transmittals, sales tax transmittals, mortgage tax transmittals, and proceeds from the issuance of debt.

Sales tax is received from New York State twice monthly (three times in June and December) and distributed to local municipalities quarterly. Mortgage tax is received from the County Clerk monthly and distributed to local municipalities semi-annually. Mortgage tax reports are completed and filed with New York State.

The department maintains county bank accounts using a pooled cash approach to cash management for amounts not legally required to be segregated. Cash is invested to maximize earnings using alternatives prescribed or regulated by state law.

The department maintains the county accounting ledger and prepares the county financial reports. The Comprehensive Annual Financial Report (CAFR) and the State Comptroller's Annual Update Document (AUD) are prepared in accordance with Generally Accepted Accounting Principles. The department works extensively with external auditors and prepares reports as necessary.

Tax forms are mailed quarterly to establishment authorized to levy the county's occupancy tax pursuant to Local Tax Law. Receipts are made and delinquencies pursued with the assistance of the County Attorney's Office.

Sales tax forms for taxes collected by the county are prepared monthly and uploaded to the New York State Department of Taxation and Finance website.

The department coordinates the county payroll function. This includes various reconciliations and software maintenance. Quarterly and annual payroll reports, including W-2s, are prepared and filed with New York State, the Internal Revenue Service and the Social Security Administration.

The department is responsible for the management of county fixed assets, except for Willow Point Nursing Home.

Debt is issued by the department based on cash needs for the county capital program. An Official Statement is prepared and distributed to capital markets to obtain the best interest rate. Arbitrage computations are completed and mandatory filings to the federal government made.

The Community College budget is also submitted for adoption to the Legislature. Spending guidelines for departments are adhered to, and capital projects are monitored to ensure timely completion.

The Director is also the Secretary/Treasurer of the Broome Tobacco Asset Corporation, maintaining the financial records and prepares the Corporation's financial reports.

General County revenue accounts are presented in the department budget.

Public administrator fees and tax search certificate fees directly underwrite the department's activities.

2021 Objectives

- Prepare the County Comprehensive Annual Financial Report, federally required Single Audit report, state required Department of Transportation Single Audit Report, and Landfill Financial Assurance Plan.
- Prepare the annual State Comptroller financial report.
- Maintain the financial records and reports of the Broome Tobacco Asset Securitization Corporation.
- Training and cross-training of financial personnel both internal and external to the department.
- Review and documentation of processes.
- Issuance of debt as necessary, emphasis on capital project management.
- Maximize earnings on county funds.
- Maintain the County financial system to meet financial information and reporting needs.
- Improve efficiency, enhance performance and reduce expenses.
- Assist departments with financial operations.

2021 Budget Highlights

- Continue to be the county center of financial competency and be a resource to county departments including assisting several departments directly with the financial operations in those departments.
- Reorganization of the department will achieve the consolidation of financial and budgeting functions

Office of Management and Budget 45010001

<u>Title of Position</u>	<u>Grade/Unit</u>	2019 <u>Actuals</u>	As of July 6,2020 <u>Current Authorized</u>	2021 <u>Requested</u>	2021 <u>Recommended</u>
<u>Full-Time Positions</u>					
Director of the Office of Management and Budget	K Admin	1	1	1	1
Deputy Director of OMB	G Admin	1	1	1	1
Treasury Manager	26 BAPA	1	1	1	1
Senior Financial Analyst	24 BAPA	1	1	1	1
Treasury Associate	20 BAPA	1	1	1	1
Payroll Supervisor	20 BAPA	1	1	1	1
Financial Analyst	19 CSEA	3	3	3	3
Treasury Clerk	14 CSEA	3	3	3	3
Principal Account Clerk *	13 CSEA	1	1	1	1
Total Full-Time Positions		13	13	13	13
<u>Part-Time Positions</u>					
None					
Total Part-Time Positions		0	0	0	0
Total Positions		13	13	13	13

*One position transferred to Public Works,Parks,Recreation & Youth Services in 2019

REPORT:BP032

BROOME COUNTY GOVERNMENT
REVENUE AND APPROPRIATION SUMMARY BY DEPARTMENT

FUND: 1010 General Operating
DEPT: 45000000 Office of Management & Budget

Account	2019 Actuals	2020 Budget	2020 YTD Actuals As of 08/29/20	2021 Budget Requested	2021 Budget Recommended
0000001 Tax Items					
5000001 REAL PROPERTY TAXES	71,617,000	71,818,797	71,741,340	71,743,159	71,743,159
5000003 PAYMENT IN LIEU OF TAXES	1,149,936	1,218,765	1,179,008	1,470,000	1,470,000
5000004 INTEREST & PENAL-REAL PROP TAX	4,044,401	3,800,000	2,731,979	3,500,000	3,500,000
5000010 SALES AND USE TAX	141,344,171	90,405,571	41,812,409	89,574,568	89,574,568
0000001 Tax Items Total	218,155,508	167,243,133	117,464,736	166,287,727	166,287,727
0000002 Departmental Income					
5000101 PUBLIC ADMINISTRATOR FEES	11,064	0	0	0	0
5000102 COMMISSIONER OF FINANCE	91,107	91,000	57,822	91,000	91,000
5000104 CLERK FEES	2	0	0	0	0
5000118 FEES FOR SERVICES	242,987	0	0	0	0
5000188 COMMUNITY COLLEGE CAPITAL COST	222,600	520,000	208,035	520,000	520,000
5000327 FINANCE DEPT CHARGEBACKS	2,993	0	0	0	0
5000426 MISCELLANEOUS	217	0	9	0	0
5000431 MISCELLANEOUS	24	0	40	0	0
0000002 Departmental Income Total	570,994	611,000	265,906	611,000	611,000
0000003 Use of Money					
5000451 INTEREST AND EARNINGS	385,218	300,000	88,348	150,000	150,000
0000003 Use of Money Total	385,218	300,000	88,348	150,000	150,000
0000005 Fines and Forfeitures					
5000493 HANDICAPPED PARKING SURCHARGE	347	0	0	0	0
0000005 Fines and Forfeitures Total	347	0	0	0	0
0000007 Misc Interfund Revenues					
5000530 REFUNDS OF PRIOR YEARS EXPENDI	62,080	50,000	120,000	50,000	50,000
5000546 Trust Account Inflows	45,118	0	0	0	0
0000007 Misc Interfund Revenues Total	107,198	50,000	120,000	50,000	50,000
0000008 State Aid					
5000887 COMPASSIONATE CARE ACT	29,656	0	5,987	0	0

REPORT:BP032

BROOME COUNTY GOVERNMENT
REVENUE AND APPROPRIATION SUMMARY BY DEPARTMENT

FUND: 1010 General Operating

DEPT: 45000000 Office of Management & Budget

Account	2019 Actuals	2020 Budget	2020 YTD Actuals As of 08/29/20	2021 Budget Requested	2021 Budget Recommended
5000888 CASINO LICENSING FEES	4,020,513	4,000,000	826,163	4,000,000	4,000,000
5000892 PUBLIC HEALTH - OTHER AID	3,130,576	0	0	0	0
0000008 State Aid Total	7,180,745	4,000,000	832,150	4,000,000	4,000,000
Rev Totals for Dept: 45000000	226,400,010	172,204,133	118,771,140	171,098,727	171,098,727
0000010 Personnel Service					
6001000 SALARIES FULL-TIME	780,932	802,878	491,715	813,365	813,365
0000010 Personnel Service Totals	780,932	802,878	491,715	813,365	813,365
0000040 Contractual Expenditures					
6004012 OFFICE SUPPLIES	3,948	3,500	755	3,500	3,500
6004056 COMPUTER EQUIPMENT(NON CAPITAL	51	0	0	0	0
6004100 POSTAGE AND FREIGHT	201	200	64	200	200
6004105 DUES AND MEMBERSHIPS	720	750	750	750	750
6004106 GENERAL OFFICE EXPENSES	678	400	89	400	400
6004139 Trust Account Outflows	51,875	0	0	0	0
6004193 HARDWARE MAINTENANCE	75	0	0	0	0
6004196 COPYING MACHINE RENTALS	2,130	2,000	975	2,010	2,010
6004504 OTHER FINANCIAL SERVICES	3,001	1,500	0	3,000	3,000
6004538 LEGAL CHARGES AND FEES	158	50	0	150	150
6004598 SALES TAX DISTRIBUTION	53,004,064	0	0	0	0
0000040 Contractual Expenditures Totals	53,066,901	8,400	2,633	10,010	10,010
0000041 Chargeback Expenses					
6004602 INSURANCE PREMIUM CHARGEBACK	509	460	230	618	618
0000041 Chargeback Expenses Totals	509	460	230	618	618
0000080 Employee Benefits					
6008001 STATE RETIREMENT	115,507	119,065	59,696	124,003	124,003
6008002 SOCIAL SECURITY	55,933	61,421	35,026	62,222	62,222

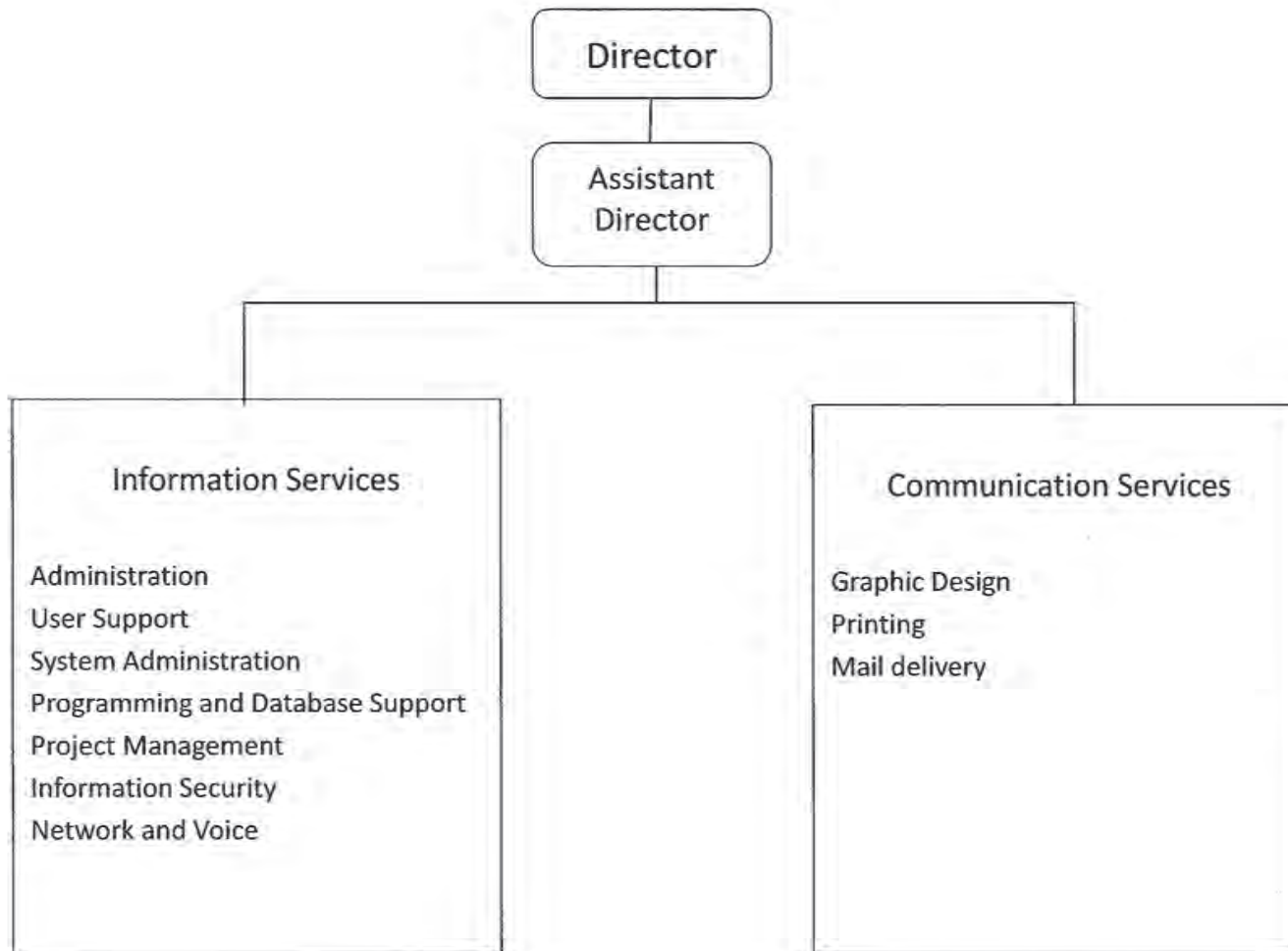
REPORT:BP032

BROOME COUNTY GOVERNMENT
REVENUE AND APPROPRIATION SUMMARY BY DEPARTMENT

FUND: 1010 General Operating
DEPT: 45000000 Office of Management & Budget

Account	2019 Actuals	2020 Budget	2020 YTD Actuals As of 08/29/20	2021 Budget Requested	2021 Budget Recommended
6008004 WORKERS COMPENSATION	3,523	3,648	1,824	3,184	3,184
6008006 LIFE INSURANCE	107	195	66	195	195
6008007 HEALTH INSURANCE	126,510	126,008	83,908	150,925	150,925
6008009 RETIREE HEALTH INSURANCE	31,838	36,055	14,004	22,057	22,057
6008010 DISABILITY INSURANCE	534	616	364	616	616
6008011 UNEMPLOYMENT INSURANCE	111	0	21	0	0
000080 Employee Benefits Totals	334,063	347,008	194,909	363,202	363,202
Exp Totals for Dept: 45000000	54,182,405	1,158,746	689,487	1,187,195	1,187,195
Total for Dept: 45000000	172,217,605	171,045,387	118,081,653	169,911,532	169,911,532

Information Technology



Information Technology

Mission Statement

Our mission is to deliver Information Technology, Printing, Graphic, and Mail Services to all County departments designated agencies and various non-profit organizations in a cost-effective, efficient, and professional manner. We strive to build and maintain a secure, reliable, highly available, efficient, sustainable and flexible infrastructure.

Description

The Division of Information Technology is comprised of two main sections: Information Services (Data, Voice and Video Services) and Communications Services (printing, graphics and mail services areas).

Information Services:

The Computer Center is comprised of five groups: Administration, Customer Desktop Support, Systems Support, Network Support and Programming.

Administration provides overall direction, general administrative, budget related processes, and clerical support for the entire division.

Customer Desktop Support staff provides computer user support during regular business hours for all systems and are on-call 24 by 7 supporting critical safety systems. The staff purchases, configures and deploys all new desktop, laptop and mobile equipment and peripherals.

System Support staff supports all server and security equipment county-wide. Resolves problems, maintains existing equipment and installs new servers, appliances, network storage, etc. They prepare specifications for all computer equipment and software, orders-receives-tests-installs new servers, network storage, spam filters, web filters, etc. The staff also plans all enhancements in equipment, as well as assists the Programming staff with related matters. They are also the interface between vendor supported applications and the vendors and users. In the absence of an Information Security Team, the System Support Staff doubles as the acting System Security staff. They review cybersecurity threat notices and direct remediation or provide remediation to be sure the County Network and Information Systems are as secure as possible given the constraints of time and available tools. System Support Staff also provides 24x7 emergency on-call support for Emergency Services operations.

Programming staff supports and maintains HR, Payroll and Financial systems and applications. They develop new custom applications where a commercially available application is not available. They perform problem resolutions, conduct feasibility studies, research new solutions and software packages, and develop user documentation and training materials for new programs.

Communication Services is responsible for providing services such as graphic design and digital printing, color and black/white photocopying, and mail services to all County departments, designated agencies, non-profit organizations, schools, and local governments.

Network and Telecom Support is responsible for the design, development, implementation and maintenance of Broome County's network, voice, video, and unified communication

systems. They design and manage the network infrastructure including routers, switches, firewalls, virtual private network connections. They also maintain all data communication lines and wireless data connections between county facilities and many municipalities and non-profit groups. Including, but not limited to hosting and supporting public safety systems used by over 105 other counties, towns and municipalities across the state.

2021 Objectives

- Provide a modern technology infrastructure that is safe, secure and that meets all audit, legal and regulatory requirements.
- Provide a modern technology infrastructure that is sustainable, highly available and resilient by replacing old technology with enterprise level solutions that can be shared among county departments and offer that same infrastructure to local towns and villages where possible as shared services.
- Evaluate existing systems and standardize on as few platforms and applications as is possible.
- Virtualize servers and desktops wherever possible as a means of providing flexibility and reduced overall costs by sharing resources.
- Continue to update the county network to provide the resiliency and bandwidth needed for the continually expanding data needs in a secure and responsible fashion.

- Provide improved customer service, via timely help and issue resolution.

2021 Budget Highlights

- Focus on improved Cyber-security through adopted policies, best practices, appropriate tools and dedicated personnel.
- Reduce expensive maintenance on older equipment by replacing aging hardware with new and more energy efficient models. Consolidate network appliances where possible to reduce the amount of equipment needing support.
- Core network equipment that is over ten years old and going end of support will be replaced. We will also be upgrading our virtual desktop and server equipment.
- Complete a CyberSecurity Response Plan and document the supported systems in a computer technology catalog of services.

Information Technology 10020001

<u>Title of Position</u>	<u>Grade/Unit</u>	As of			
		2019	July 6, 2020	2021	2021
		<u>Actuals</u>	<u>Authorized</u>	<u>Requested</u>	<u>Recommended</u>
<u>Full-Time Positions</u>					
Director of Information Services	1 Admin	1	1	1	1
Assistant Director of Information Technology	H Admin	1	1	1	1
Information Security Analyst*	28 BAPA	0	1	1	1
Systems Programmer II	26 BAPA	1	1	1	1
Systems Administrator	26 BAPA	1	1	1	1
Network Engineer	26 BAPA	0	0	1	1
Telecommunications Manager	25 BAPA	1	1	0	0
Business Analyst	25 BAPA	1	1	1	1
Data Base Analyst	24 BAPA	1	1	1	1
Computer Programmer Analyst **	23 BAPA	2	3	3	3
IT Project Coordinator	23 BAPA	1	1	1	1
Network Specialist	22 BAPA	4	4	4	4
Computer Technician Coordinator	20 BAPA	1	1	1	1
Telecommunications Technician	20 CSEA	1	1	1	1
Data Communications Technician	20 CSEA	1	1	1	1
Senior Computer Hardware Technician	18 CSEA	1	1	1	1
Computer Hardware Technician***	16 CSEA	3	4	4	4
Senior Computer Operator****	16 CSEA	2	2	1	1
IT Contract Coordinator	16 CSEA	1	1	1	1
Secretary	13 CSEA	1	1	1	1
Total Full-Time Positions		25	28	27	27
<u>Part-Time Positions</u>					
Telecommunications Manager	25 BAPA	0	0	1	1
Computer Operations Supervisor	20 BAPA	1	1	0	0
Total Part-Time Positions		1	1	1	1
Total Positions		26	29	28	28

*Created effective 7/1/2020 per 2020 adopted budget

**One position moved into operating budget from a project in 2020

***One position created with reso 2020-65; fund previously unfunded position

****Abolish one position in 2021

REPORT:BP033

BROOME COUNTY GOVERNMENT
REVENUE AND APPROPRIATION SUMMARY
BY DEPARTMENT AND DIVISION

FUND: 1010 General Operating
DEPT: 10000000 Information Technology
DIV: 02 IT-Information Services

Account	2019 Actuals	2020 Budget	2020 YTD Actuals As of 08/29/20	2021 Budget Requested	2021 Budget Recommended
0000002 Departmental Income					
5000111 TELEPHONE CHGS - OUTSIDE USERS	16,369	25,177	4,036	20,480	20,480
5000305 DATA PROCESSING SERVICES	2,135,364	2,168,987	577,097	2,215,908	2,215,908
5000315 TELEPHONE CHGS - COUNTY OWNED	304,412	385,730	137,742	419,405	419,405
5000333 OTHER DEPARTMENTAL CHARGEBACK	0	0	0	61,209	61,209
5000426 MISCELLANEOUS	23,187	23,513	3,796	23,646	23,646
0000002 Departmental Income Totals	2,479,332	2,603,407	722,671	2,740,648	2,740,648
0000007 Misc Interfund Revenues					
5000534 TRANSFER FROM INSURANCE RESERV	25,000	3,123	3,123	0	0
5000545 CREDIT CARD REBATES	554	400	681	800	800
0000007 Misc Interfund Revenues Totals	25,554	3,523	3,804	800	800
Rev Total for Div: 1002	2,504,886	2,606,930	726,475	2,741,448	2,741,448
0000010 Personnel Service					
6001000 SALARIES FULL-TIME	1,592,450	1,759,912	1,021,655	1,871,926	1,871,926
6001001 SALARIES PART-TIME	40,041	43,887	11,450	43,559	43,559
6001002 SALARIES TEMPORARY	6,537	11,950	7,008	12,500	12,500
6001003 SALARIES OVERTIME	425	500	926	500	500
6001008 STAND-BY PAY	6,440	7,300	16,910	27,900	27,900
0000010 Personnel Service Totals	1,645,893	1,823,549	1,057,949	1,956,385	1,956,385
0000040 Contractual Expenditures					
6004010 BOOKS AND SUBSCRIPTIONS	0	800	0	800	800
6004012 OFFICE SUPPLIES	522	1,000	1,780	1,000	1,000
6004048 MISC OPERATIONAL SUPPLIES	345	0	0	0	0
6004055 COMPUTER SOFTWARE AND SUPPLIES	352,409	19,000	55,283	19,000	19,000
6004056 COMPUTER EQUIPMENT (NON CAPITAL)	172,760	207,344	178,584	206,329	206,329
6004082 COMPUTER CENTER SUPPLIES	57,655	77,209	103,429	77,209	77,209
6004100 POSTAGE AND FREIGHT	77	1,200	236	1,200	1,200
6004101 TELEPHONE	411,990	419,988	295,447	491,940	491,940
6004102 TELEPHONE EQUIPMENT	16,274	27,000	7,643	27,000	27,000

BROOME COUNTY GOVERNMENT
 REVENUE AND APPROPRIATION SUMMARY
 BY DEPARTMENT AND DIVISION

FUND: 1010 General Operating
 DEPT: 10000000 Information Technology
 DIV: 02 IT-Information Services

Account	2019 Actuals	2020 Budget	2020 YTD Actuals As of 08/29/20	2021 Budget Requested	2021 Budget Recommended
6004103 TELEPHONE LOCAL CALLS	13,482	10,500	14,019	10,500	10,500
6004104 TELEPHONE LONG DISTANCE	13,544	11,000	24,242	11,000	11,000
6004105 DUES AND MEMBERSHIPS	50	200	50	200	200
6004106 GENERAL OFFICE EXPENSES	0	500	0	500	500
6004137 ADVERTISING AND PROMOTION EXPE	263	350	0	350	350
6004138 OTHER OPERATIONAL EXPENSES	0	0	1,210	0	0
6004160 MILEAGE AND PARKING-LOCAL	0	500	0	500	500
6004161 TRAVEL HOTEL AND MEALS	2,836	5,000	100	5,000	5,000
6004162 EDUCATION AND TRAINING	19,081	33,615	14,567	33,615	33,615
6004168 OTHER PERSONNEL EXPENSES	60	150	125	150	150
6004169 DAY TRIP MEAL REIMBURSEMENT	0	1,650	0	1,650	1,650
6004192 SOFTWARE MAINTENANCE	1,580,643	2,265,390	1,821,843	2,579,001	2,579,001
6004193 HARDWARE MAINTENANCE	302,852	383,263	87,843	346,584	346,584
6004194 SOFTWARE RENTAL	9,450	0	0	0	0
6004196 COPYING MACHINE RENTALS	5,118	2,269	1,062	2,269	2,269
6004200 PROPERTY LOSS	25,000	3,123	0	0	0
6004505 CONTRACTED DATA PROCESSING SER	130,126	131,651	90,745	174,723	174,723
6004573 OTHER FEES FOR SERVICES	88,056	45,200	47,044	104,000	104,000
0000040 Contractual Expenditures Totals	3,202,593	3,647,902	2,745,252	4,094,520	4,094,520
0000041 Chargeback Expenses					
6004602 INSURANCE PREMIUM CHARGEBACK	1,160	1,781	733	8,362	8,362
6004615 GASOLINE CHARGEBACK	1,177	1,200	389	1,000	1,000
6004616 FLEET SERVICE CHARGEBACK	4,512	4,736	0	4,880	4,880
6004626 TRANSPORTATION SERVICES CHARGE	14,566	0	0	15,836	15,836
0000041 Chargeback Expenses Totals	21,415	7,717	1,122	30,078	30,078
0000060 Principal on Indebtedness					
6006008 PRINCIPAL ON CAPITAL LEASE	138,446	0	0	0	0
0000060 Principal on Indebtedness Totals	138,446	0	0	0	0
0000070 Interest on Indebtedness					
6007005 INTEREST ON CAPITAL LEASE	2,714	0	0	0	0
0000070 Interest on Indebtedness Totals	2,714	0	0	0	0

REPORT:BP033

BROOME COUNTY GOVERNMENT
REVENUE AND APPROPRIATION SUMMARY
BY DEPARTMENT AND DIVISION

FUND: 1010 General Operating
DEPT: 10000000 Information Technology
DIV: 02 IT-Information Services

Account	2019 Actuals	2020 Budget	2020 YTD Actuals As of 08/29/20	2021 Budget Requested	2021 Budget Recommended
0000080 Employee Benefits					
6008001 STATE RETIREMENT	231,344	245,841	122,513	261,936	261,936
6008002 SOCIAL SECURITY	118,951	139,682	76,312	149,633	149,633
6008004 WORKERS COMPENSATION	12,588	17,681	7,280	8,631	8,631
6008006 LIFE INSURANCE	203	390	125	420	420
6008007 HEALTH INSURANCE	263,509	295,285	178,736	343,024	343,024
6008009 RETIREE HEALTH INSURANCE	165,844	176,454	116,150	180,381	180,381
6008010 DISABILITY INSURANCE	698	792	434	880	880
6008013 HEALTH INS - RETIRE INCENTIVE	3,841	0	0	0	0
6008014 NYS ERS VDC EXPENSE	13,724	0	8,879	0	0
0000080 Employee Benefits Totals	810,702	876,125	510,429	944,905	944,905
0000090 Transfers					
6009002 TRANSFER TO GRANT FUND	93,263	0	0	0	0
0000090 Transfers Totals	93,263	0	0	0	0
Exp Total for Div: 1002	5,915,026	6,355,293	4,314,752	7,025,888	7,025,888
Total for Div: 10000000	-3,410,140	-3,748,363	-3,588,277	-4,284,440	-4,284,440
Total for Dept: 10000000	-3,969,747	-4,357,599	-3,993,123	-4,948,070	-4,948,070

Communication Services

Mission Statement

Provide printing, graphic and mail services to all county departments, and other designated agencies, in a cost saving, timely and professional manner, while using the latest technology set by the industry standards.

Description

The Communications Division consists of three main functions: graphic design, printing and mail services. The design service uses a variety of software such as InDesign, Illustrator, Photoshop and FreeHand to create a variety of customer driven requests. The printing service consists of a full color copier, a high speed-high volume-black and white copier, two digital envelope printers and a variety of bindery equipment, along with advanced printing software. The mail service offers pick-up and delivery, sorting and mail processing for all county departments, while using procedures to defray the cost of rising postage.

2021 Objectives

- Provide cost saving services to all county departments and organizations while maintaining the highest quality, along with a quick turnaround time, confidentiality and convenience, while keeping our operating costs down.
- Explore new revenue sources in local government and non-profit organizations in Broome and surrounding counties.

2021 Budget Highlights

- Maintain a balanced budget while advancing toward the use of digital printing technology, reducing the need for printing chemicals while still providing the highest quality and fastest service of print products.

Information Technology 10010001
Communication Services

<u>Title of Position</u>	<u>Grade/Unit</u>	2019	As of July 6,2020 Current	2021	2021
		<u>Actuals</u>	<u>Authorized</u>	<u>Requested</u>	<u>Recommended</u>
<u>Full-Time Positions</u>					
Graphic Technician	20 CSEA	1	0	0	0
Graphic Designer	20 CSEA	0	1	1	1
Senior Offset Duplicating Machine Operator	15 CSEA	1	1	1	1
Offset Duplicating Machine Operator	11 CSEA	1	1	1	1
Courier	9 CSEA	2	2	2	2
Total Full-Time Positions		5	5	5	5
<u>Part-Time Positions</u>					
Offset Duplicating Machine Operator	11 CSEA	1	1	1	1
Total Part-Time Positions		1	1	1	1
Total Positions		6	6	6	6

BROOME COUNTY GOVERNMENT
 REVENUE AND APPROPRIATION SUMMARY
 BY DEPARTMENT AND DIVISION

FUND: 1010 General Operating
 DEPT: 10000000 Information Technology
 DIV: 01 IT-Communication Services

Account	2019 Actuals	2020 Budget	2020 YTD Actuals As of 08/29/20	2021 Budget Requested	2021 Budget Recommended
0000000 Information Technology					
0000002 Departmental Income					
5000189 OTHER LOCAL GOVERNMENTS	81,806	84,670	27,046	75,633	75,633
5000307 CENTRAL SERVICES CHARGES	188,227	216,497	126,951	197,653	197,653
5000317 PRINTING CHARGEBACKS	111,213	105,898	57,023	115,997	115,997
5000333 OTHER DEPARTMENTAL CHARGEBACK	4,819	5,737	2,367	4,100	4,100
5000426 MISCELLANEOUS	17,375	11,566	9,728	17,277	17,277
0000002 Departmental Income Totals	403,440	424,368	223,115	410,660	410,660
Rev Total for Div: 1001	403,440	424,368	223,115	410,660	410,660
0000010 Personnel Service					
6001000 SALARIES FULL-TIME	180,263	209,088	123,629	216,832	216,832
6001001 SALARIES PART-TIME	22,176	21,591	13,801	22,048	22,048
6001002 SALARIES TEMPORARY	46,310	0	3,434	0	0
0000010 Personnel Service Totals	248,749	230,679	140,864	238,880	238,880
0000020 Equipment and Capital Outlay					
6002503 COMPUTER EQUIPMENT	17,540	7,000	63,397	6,000	6,000
0000020 Equipment and Capital Outlay Totals	17,540	7,000	63,397	6,000	6,000
0000040 Contractual Expenditures					
6004010 BOOKS AND SUBSCRIPTIONS	1,999	2,000	1,999	2,000	2,000
6004011 DUPLICATING AND PRINTING RM SU	10,053	14,020	7,241	14,420	14,420
6004012 OFFICE SUPPLIES	75,147	37,600	18,396	42,700	42,700
6004056 COMPUTER EQUIPMENT (NON CAPITAL)	10,988	0	57,416	0	0
6004100 POSTAGE AND FREIGHT	338,030	488,000	169,907	488,000	488,000
6004102 TELEPHONE EQUIPMENT	21,946	0	0	0	0
6004106 GENERAL OFFICE EXPENSES	4,318	3,800	1,980	2,178	2,178
6004137 ADVERTISING AND PROMOTION EXPE	33	0	0	0	0
6004138 OTHER OPERATIONAL EXPENSES	526	0	0	0	0
6004195 HARDWARE RENTAL	-32,100	12,000	-4,023	12,000	12,000
6004196 COPYING MACHINE RENTALS	56,801	74,600	54,868	71,640	71,640

REPORT:BP033

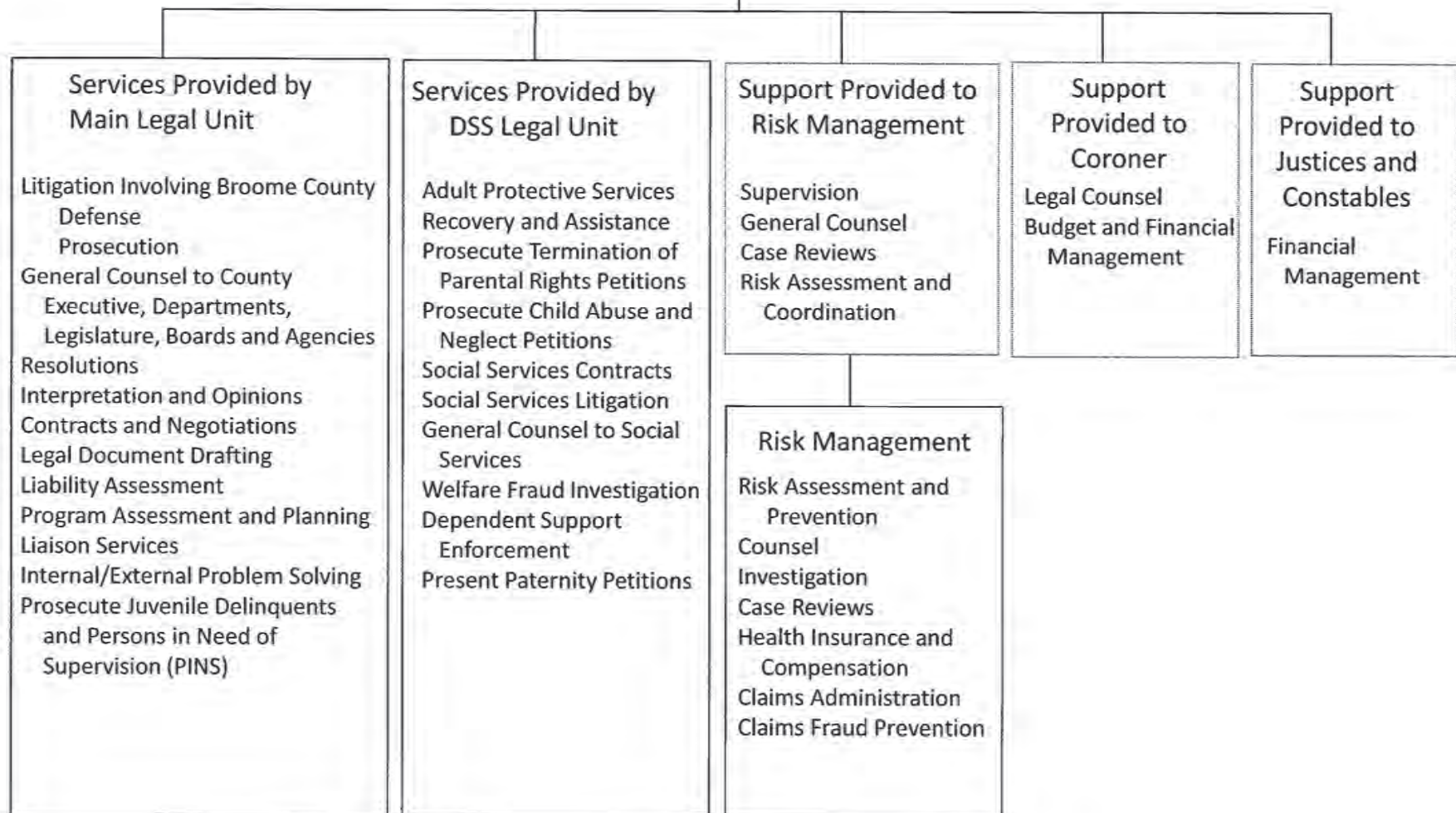
BROOME COUNTY GOVERNMENT
REVENUE AND APPROPRIATION SUMMARY
BY DEPARTMENT AND DIVISION

FUND: 1010 General Operating
DEPT: 10000000 Information Technology
DIV: 01 IT-Communication Services

Account	2019 Actuals	2020 Budget	2020 YTD Actuals As of 08/29/20	2021 Budget Requested	2021 Budget Recommended
0000040 Contractual Expenditures Totals	487,741	632,020	315,830	632,938	632,938
0000041 Chargeback Expenses					
6004602 INSURANCE PREMIUM CHARGEBACK	308	0	157	1,858	1,858
6004615 GASOLINE CHARGEBACK	860	2,400	353	1,750	1,750
6004616 FLEET SERVICE CHARGEBACK	6,768	7,104	0	7,320	7,320
0000041 Chargeback Expenses Totals	7,936	9,504	510	10,928	10,928
0000060 Principal on Indebtedness					
6006008 PRINCIPAL ON CAPITAL LEASE	43,013	0	0	0	0
0000060 Principal on Indebtedness Totals	43,013	0	0	0	0
0000070 Interest on Indebtedness					
6007005 INTEREST ON CAPITAL LEASE	1,657	0	0	0	0
0000070 Interest on Indebtedness Totals	1,657	0	0	0	0
0000080 Employee Benefits					
6008001 STATE RETIREMENT	31,365	28,693	14,709	30,339	30,339
6008002 SOCIAL SECURITY	17,677	17,647	9,810	18,274	18,274
6008004 WORKERS COMPENSATION	3,348	0	1,560	1,918	1,918
6008006 LIFE INSURANCE	42	75	27	75	75
6008007 HEALTH INSURANCE	54,445	59,192	41,115	71,745	71,745
6008009 RETIREE HEALTH INSURANCE	47,935	48,354	39,854	62,753	62,753
6008010 DISABILITY INSURANCE	319	440	285	440	440
6008013 HEALTH INS - RETIRE INCENTIVE	1,280	0	0	0	0
0000080 Employee Benefits Totals	156,411	154,401	107,360	185,544	185,544
Exp Total for Div: 1001	963,047	1,033,604	627,961	1,074,290	1,074,290
Total for Div: 10000000	-559,607	-609,236	-404,846	-663,630	-663,630

Law Department

County Attorney



Law County Attorney

Mission Statement

To legally protect and indemnify Broome County Government in deliberations and actions by providing effective legal representation and advice to the County Executive, the Legislature, and all county departments and various boards.

Description

- Draft resolutions, local laws, contracts, and other documents at the request of Broome County departments, boards, officers and employees.
- Defend the County of Broome, its officers and employees in all civil actions commenced against them in local, state, and federal courts and to initiate litigation on behalf of the county to recover money and property due the county.
- Assist county departments in resolving disputes with outside vendors, contractors, and landlords to avoid litigation when possible.
- Represent and advise the Broome County Legislature, the Board of Acquisition and Contract, the Public Library, Broome Community College, the Arena Board and other county legislative and advisory boards.
- Prosecute children who either break the law or need supervision in the name of the county and in the name of the state.
- Prosecute health code violations and illegal dumping cases.
- Represent the county in all administrative hearings and reviews at the local, state, and federal level.
- Represent the Director of Office of Management and Budget in his capacity as public administrator of decedent's estates.
- Provide formal and informal legal advice to all departments.

- Assist the Department of Risk and Insurance in mitigating legal risk faced by the county.

2021 Objectives

- Continue our policy of vigorously defending the county and settling litigation only when it is clearly indicated to be in the best interest of the county to do so.
- Continue to assist county administration and legislators in county economic development initiatives.
- Assist county administration and legislators in continuing to deliver services to county residents.
- Assist county administration and legislators in reviewing and revising, when necessary, the Broome County Charter, local laws and resolutions.
- Continue to work with the Departments of Social Services, Probation and Youth Bureau in managing placement and other services for minors in our community.

2021 Budget Highlights

- Maintained current level of services to county departments.

Law 11010001

<u>Title of Position</u>	<u>Grade/Unit</u>	2019 <u>Actuals</u>	As of July 6,2020 Current <u>Authorized</u>	2021 <u>Requested</u>	2021 <u>Recommended</u>
<u>Full-Time Positions</u>					
County Attorney	AT-6	1	1	1	1
Chief Assistant County Attorney	AT-4	1	1	1	1
Senior Assistant County Attorney	AT-3	1	1	1	1
Assistant County Attorney II	AT-2	2	2	2	2
Assistant County Attorney	AT-1	2	1	1	1
Office Manager	16 Admin	1	1	1	1
Paralegal	15 Admin	1	1	1	1
Secretary	14 Admin	2	2	2	2
Total Full-Time Positions		11	10	10	10
<u>Part-time Positions</u>					
None		0	0	0	0
Total Part-Time Positions		0	0	0	0
Total Positions		11	10	10	10

REPORT:BP033

BROOME COUNTY GOVERNMENT
REVENUE AND APPROPRIATION SUMMARY
BY DEPARTMENT AND DIVISION

FUND: 1010 General Operating

DEPT: 11000000 Law

DIV: 01 Law

Account	2019 Actuals	2020 Budget	2020 YTD Actuals As of 08/29/20	2021 Budget Requested	2021 Budget Recommended
1000000 Law					
0000002 Departmental Income					
5000310 COUNTY ATTORNEY FEES & CHARGES	164,389	257,775	70,688	257,775	257,775
5000426 MISCELLANEOUS	28	0	0	0	0
5000428 OTHER CHARGES	30,643	5,000	5,923	5,000	5,000
0000002 Departmental Income Totals	195,060	262,775	76,611	262,775	262,775
0000007 Misc Interfund Revenues					
5000545 CREDIT CARD REBATES	32	0	0	0	0
0000007 Misc Interfund Revenues Totals	32	0	0	0	0
Rev Total for Div: 1101	195,092	262,775	76,611	262,775	262,775
0000010 Personnel Service					
6001000 SALARIES FULL-TIME	659,422	684,490	429,256	690,724	690,724
0000010 Personnel Service Totals	659,422	684,490	429,256	690,724	690,724
0000040 Contractual Expenditures					
6004010 BOOKS AND SUBSCRIPTIONS	800	3,000	1,869	3,000	3,000
6004012 OFFICE SUPPLIES	3,462	6,600	1,977	6,600	6,600
6004100 POSTAGE AND FREIGHT	238	360	42	360	360
6004105 DUES AND MEMBERSHIPS	2,248	2,500	120	2,500	2,500
6004106 GENERAL OFFICE EXPENSES	183	200	178	200	200
6004160 MILEAGE AND PARKING-LOCAL	0	25	0	25	25
6004161 TRAVEL HOTEL AND MEALS	967	2,000	0	2,000	2,000
6004162 EDUCATION AND TRAINING	1,656	2,000	115	2,000	2,000
6004168 OTHER PERSONNEL EXPENSES	0	50	0	50	50
6004196 COPYING MACHINE RENTALS	831	2,250	1,295	2,250	2,250
6004406 MEDICAL AND HOSPITAL SERVICES	0	0	208	0	0
6004505 CONTRACTED DATA PROCESSING SER	10,462	11,030	6,277	13,675	13,675
6004534 JUROR FEES AND COURT EXPENSES	4,697	3,500	1,827	3,500	3,500
6004537 INVESTIGATIONS EXPENSES	0	1,000	0	1,000	1,000
6004538 LEGAL CHARGES AND FEES	22,575	25,000	66,529	35,000	35,000
6004541 STENOGRAPHIC SERVICES	5,940	8,500	4,094	8,500	8,500

REPORT:BP033

BROOME COUNTY GOVERNMENT
 REVENUE AND APPROPRIATION SUMMARY
 BY DEPARTMENT AND DIVISION

FUND: 1010 General Operating
 DEPT: 11000000 Law
 DIV: 01 Law

Account	2019 Actuals	2020 Budget	2020 YTD Actuals As of 08/29/20	2021 Budget Requested	2021 Budget Recommended
0000040 Contractual Expenditures Totals	54,059	68,015	84,531	80,660	80,660
0000041 Chargeback Expenses					
6004602 INSURANCE PREMIUM CHARGEBACK	276	250	125	330	330
0000041 Chargeback Expenses Totals	276	250	125	330	330
0000060 Principal on Indebtedness					
6006008 PRINCIPAL ON CAPITAL LEASE	1,382	0	0	0	0
0000060 Principal on Indebtedness Totals	1,382	0	0	0	0
0000070 Interest on Indebtedness					
6007005 INTEREST ON CAPITAL LEASE	265	0	0	0	0
0000070 Interest on Indebtedness Totals	265	0	0	0	0
0000080 Employee Benefits					
6008001 STATE RETIREMENT	100,996	103,530	54,408	106,330	106,330
6008002 SOCIAL SECURITY	47,906	52,364	31,211	52,840	52,840
6008004 WORKERS COMPENSATION	3,131	3,275	1,637	2,878	2,878
6008006 LIFE INSURANCE	82	150	53	150	150
6008007 HEALTH INSURANCE	119,867	125,233	77,572	132,764	132,764
6008009 RETIREE HEALTH INSURANCE	106,338	111,545	74,364	116,402	116,402
6008013 HEALTH INS - RETIRE INCENTIVE	504	0	0	0	0
0000080 Employee Benefits Totals	378,824	396,097	239,245	411,364	411,364
Exp Total for Div: 1101	1,094,228	1,148,852	753,157	1,183,078	1,183,078
Total for Div: 11000000	-899,136	-886,077	-676,546	-920,303	-920,303

Law

DSS Legal Unit

Mission Statement

Provide exemplary legal representation and counsel, to effectively support the many programs administered by the Broome County Department of Social Services.

Description

The function of the Legal Unit is to represent the Department of Social Services effectively in court and administrative hearings, and to advise and furnish legal services in support of the department's many programs.

In representing the department's Child Welfare and Child Support Programs, the Legal Unit is the single highest volume user of Broome County Family Court. For 2019, Legal Unit Family Court appearances totaled 4,829.

The Legal Unit is the legal safeguard for Broome County's abused and neglected children. Complex Family Court cases involving child abuse, child neglect, and foster children accounted for 1,700 attorney appearances.

Revenue producing cases seeking reimbursement for public assistance and Medicaid expenditures accounted for 3,129 court appearances. Legal Unit attorneys also appear in significant appellate and other litigation, particularly litigation involving the department's Medical Assistance and Protective Services for Adults Programs, as well as cases involving permanence for foster children. Each of these cases involves extensive preparation and court time.

Despite reorganizations, turnover of department administrative and line staff, and state and federal legislative changes that make recoveries of expenditures more difficult, in addition to its successful Medicaid activities, the Legal Unit continues to be extremely revenue positive. Non-child support collections involving personal injury, property, mortgage, and estate claims for 2019 totaled \$1,147,723.77. Annually, for 2020, Legal Unit non-child support collections are projected to exceed \$802,000. For 2020, child support collections representing recoveries of public assistance expenditures are projected to total an additional \$2.3M. Overall, Legal Unit 2020 collections are anticipated to total over \$3.4M.

The Legal Unit also successfully has taken a leadership role in revenue producing "special endeavors" for Broome County. For example, Broome County's participation in New York State's Medicaid Provider Fraud Demonstration Project. Over 25 audits of local area providers involving over \$50 million in Medicaid claims were audited. Over \$1M in recoveries were obtained through the Legal Unit's Medicaid compliance and other special revenue activities. The Legal Unit also provides significant support for Broome's exemplary welfare fraud program.

In addition to actual monetary collections to reimburse cash welfare and Medicaid programs, the Legal Unit continued to obtain significant Medicaid cost savings through securing court orders requiring private health insurance to pay for health care, prior to Medicaid funds being expended. Legal Unit third party health insurance reimbursement efforts substantially contribute to over \$20 million annual Medicaid savings. These savings facilitate New York State's ability to ease its Medicaid financial burden on counties.

2021 Objectives

- Maintain operations by continuing to adapt to the COVID-19 pandemic, by utilizing necessary technologies to work remotely and effectively. Including, managing high volume “virtual court” requirements for Child Welfare and Child Support caseloads.
- Continue to be revenue positive, through obtaining substantial monetary recoveries to reimburse public assistance and Medicaid expenditures.
- Provide legal counsel to facilitate Social Services’ as county’s Persons In Need of Supervision (PINS) lead agency, and assure compliance with state mandated juvenile justice reforms, including facilitating legal compliance with juvenile detention reform initiatives to assure Broome County does not exceed NYS’ Detention Block Grant funding.
- Maintain compliance with Federal Title IV-E standards, by assuring legally compliant court orders are obtained involving all foster children, thereby facilitating Broome County’s continued receipt of substantial federal reimbursement.

Law 11020001
DSS Legal Services

<u>Title of Position</u>	<u>Grade/Unit</u>	2019 <u>Actuals</u>	As of July 6, 2020 Current <u>Authorized</u>	2021 <u>Requested</u>	2021 <u>Recommended</u>
<u>Full-Time Positions</u>					
Deputy County Attorney	AT-5	1	1	1	1
Senior Assistant County Attorney	AT-3	2	2	2	2
Assistant County Attorney II	AT-2	4	4	4	4
Office Manager	16 Admin	1	1	1	1
Paralegal	15 Admin	1	2	2	2
Secretary	14 Admin	2	2	2	2
Total Full-Time Positions		11	12	12	12
<u>Part-Time Positions</u>					
None					
Total Part-Time Positions		0	0	0	0
Total Positions		11	12	12	12

REPORT:BP033

BROOME COUNTY GOVERNMENT
 REVENUE AND APPROPRIATION SUMMARY
 BY DEPARTMENT AND DIVISION

FUND: 1010 General Operating
 DEPT: 11000000 Law
 DIV: 02 Law-DSS Legal Unit

Account	2019 Actuals	2020 Budget	2020 YTD Actuals As of 08/29/20	2021 Budget Requested	2021 Budget Recommended
0000002 Departmental Income					
5000313 CHARGEBACKS - D S S	1,149,074	1,311,343	545,954	1,267,913	1,267,913
0000002 Departmental Income Totals	1,149,074	1,311,343	545,954	1,267,913	1,267,913
0000007 Misc Interfund Revenues					
5000545 CREDIT CARD REBATES	39	0	4	0	0
0000007 Misc Interfund Revenues Totals	39	0	4	0	0
Rev Total for Div: 1102	1,149,113	1,311,343	545,958	1,267,913	1,267,913
0000010 Personnel Service					
6001000 SALARIES FULL-TIME	720,895	795,893	491,234	759,949	759,949
6001002 SALARIES TEMPORARY	10,535	32,133	27,027	30,674	30,674
0000010 Personnel Service Totals	731,430	828,026	518,261	790,623	790,623
0000040 Contractual Expenditures					
6004010 BOOKS AND SUBSCRIPTIONS	11,572	13,000	7,918	13,000	13,000
6004012 OFFICE SUPPLIES	5,227	7,000	6,194	7,000	7,000
6004100 POSTAGE AND FREIGHT	163	500	30	500	500
6004105 DUES AND MEMBERSHIPS	485	1,600	776	1,600	1,600
6004106 GENERAL OFFICE EXPENSES	492	200	0	200	200
6004137 ADVERTISING AND PROMOTION EXPE	178	500	0	500	500
6004161 TRAVEL HOTEL AND MEALS	1,977	1,700	883	1,700	1,700
6004162 EDUCATION AND TRAINING	989	1,000	1,170	1,000	1,000
6004168 OTHER PERSONNEL EXPENSES	60	180	0	180	180
6004536 WITNESS EXPENSES	0	1,500	0	1,500	1,500
6004538 LEGAL CHARGES AND FEES	9,509	12,000	2,607	12,000	12,000
6004541 STENOGRAPHIC SERVICES	0	500	0	500	500
0000040 Contractual Expenditures Totals	30,652	39,680	19,578	39,680	39,680
0000041 Chargeback Expenses					

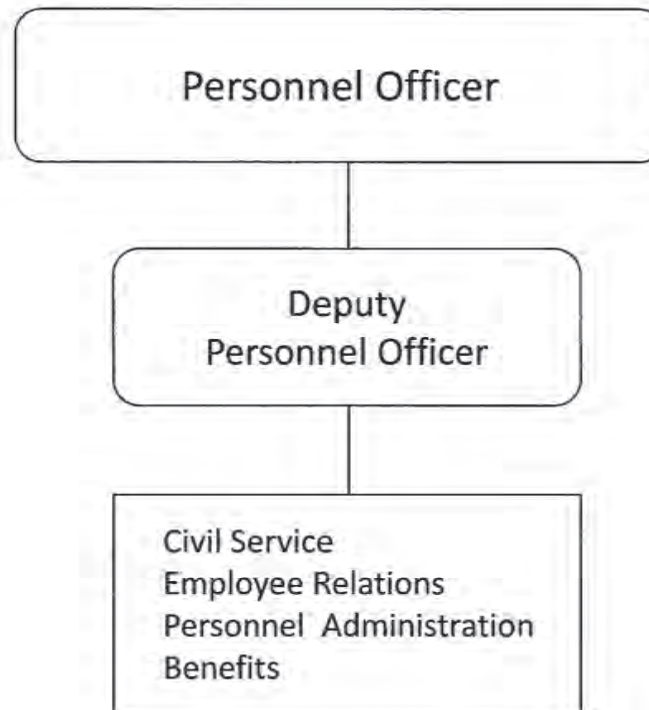
REPORT:BP033

BROOME COUNTY GOVERNMENT
REVENUE AND APPROPRIATION SUMMARY
BY DEPARTMENT AND DIVISION

FUND: 1010 General Operating
DEPT: 11000000 Law
DIV: 02 Law-DSS Legal Unit

Account	2019 Actuals	2020 Budget	2020 YTD Actuals As of 08/29/20	2021 Budget Requested	2021 Budget Recommended
6004602 INSURANCE PREMIUM CHARGEBACK	276	251	125	329	329
6004617 DUPLICATING/PRINTING CHARGEBAC	183	281	155	30	30
6004618 OFFICE SUPPLIES CHARGEBACK	2,680	3,124	1,658	2,566	2,566
0000041 Chargeback Expenses Totals	3,139	3,656	1,938	2,925	2,925
0000080 Employee Benefits					
6008001 STATE RETIREMENT	114,024	120,004	62,537	122,304	122,304
6008002 SOCIAL SECURITY	52,586	63,344	37,224	63,235	63,235
6008004 WORKERS COMPENSATION	3,131	3,274	1,637	2,877	2,877
6008006 LIFE INSURANCE	89	180	64	180	180
6008007 HEALTH INSURANCE	138,542	158,122	78,244	126,271	126,271
6008009 RETIREE HEALTH INSURANCE	90,530	95,057	63,371	119,818	119,818
6008010 DISABILITY INSURANCE	3	0	0	0	0
0000080 Employee Benefits Totals	398,905	439,981	243,077	434,685	434,685
Exp Total for Div: 1102	1,164,126	1,311,343	782,854	1,267,913	1,267,913
Total for Div: 11000000	-15,013	0	-236,896	0	0
Total for Dept: 11000000	-914,149	-886,077	-913,442	-920,303	-920,303

Department of Personnel



Department of Personnel

Mission Statement

To fairly and equitably administer the provisions of the New York State Civil Service Law and the Broome County Civil Service Rules with respect to the offices and employment in the classified service of 43 Broome County departments and the civil divisions therein, as well as sixteen towns, seven villages, twelve school districts (except Binghamton) the Southern Tier East Regional Board, and the Broome County Soil and Water Conservation District. Labor relations consulting to towns, villages and Binghamton Sewage Treatment Facility is provided as necessary.

The department also administers various human resource functions of county government including employee relations, employee benefits, leaves of absence, record management, recruitment, training, and staff development.

In addition, the department is responsible for the administration of various federal, state and local laws, rules and regulations including the Taylor Law, Fair Labor Standards Act, Affordable Care Act and Family and Medical Leave Act. The Department's mission is to provide the highest quality personnel services to our employees, retirees and prospective members of the County workforce, while promoting effective and efficient County government.

Description

The Broome County Department of Personnel is comprised of four functional units as follows:

The Civil Service Administration Unit administers New York State Civil Service Law and develops and maintains the position classification plan. This unit also administers competitive examinations, certifies payrolls, reviews applicant qualifications, reviews and approves appointments and personnel changes, oversees state mandated roster card maintenance, certifies civil service eligible lists, develops and maintains county civil service rules, provides advice, counsel and support to appointing authorities in the county, the towns, villages, school districts and special districts, and calculates all lay-offs for the county and the jurisdictions. All civil service functions are mandated by New York State Civil Service Law which forbids charging for any services; however, we can charge exam fees. The state continues to decentralize more exams which is time consuming for our staff. It is the goal of this unit to uphold the standards of merit and fitness in the hiring of all civil service employees, as required by the New York State Constitution. The unit continues to work with Information Technology in automating as much of these processes as possible to provide better service. In the past several years, the Personnel Department has been providing monthly Civil Service classes at the Office of Employment and Training to assist the unemployed with training on Civil Service procedures, how to apply for exams, navigating the Department's website etc.

The Personnel Administration/Benefits Unit is responsible for the administration of county benefit programs (i.e. health insurance, life insurance, disability insurance, dental, flexible spending accounts and retirement benefits). This unit also administers the central records system (payroll and position control files), unemployment insurance, leaves of absence, is responsible for maintenance and updates of the Personnel Policy and Procedures Manual and Employee Handbook

and maintains personnel files and state required roster cards under the guidance of the civil service unit. Other areas of responsibility include monitoring employee performance evaluations, salary and longevity administration, employee assistance program, recruitment, new employee orientation and development and coordination of programs to improve employee productivity and morale such as flu shot programs and coordination of special training requests. Support is provided to the Personnel Officer and Director of Employee Relations by developing and producing specialized reports and researching employee histories. The unit ensures compliance with the Family and Medical Leave Act, Sexual Harassment Training, Affordable Care Act, and COBRA Laws. There is coordination with the New York State Retirement System on special events such as early retirement incentives and seminars. This unit is responsible for the distribution of retirement information from the retirement system to the employees. The unit answers all employee verification requests. It is the goal of this unit to provide information services to the employees, department heads and supervisors of Broome County in an efficient and courteous manner.

The Director of Employee Relations is responsible for negotiating and administering eight collective bargaining agreements. This includes the handling of all grievances, disciplinary matters and improper practices as well as providing advice on topics such as attendance, performance and layoffs. The unit also monitors compliance with and offers guidance on a variety of laws pertaining to the human resource function including the Family and Medical Leave Act, Fair Labor Standards Act and Taylor Law. Issues regarding unemployment benefits, human rights complaints, and Federal Department of Labor and Equal Employment Opportunity Commission (EEOC) complaints are addressed by this unit. The Director provides training to

supervisors in the areas of discipline and contract administration and attempts to resolve issues in an informal manner. The goal is to work with county and union representatives to prevent potential problems and to resolve problems that do arise. The Director seeks outcomes in the best interest of Broome County while also providing a fair and equitable workplace for the employees of Broome County.

In many cases, these outcomes alleviate costly legal expenses from arbitration hearings or other litigation. Numerous conflicts have been resolved in 2020 before they reached the arbitration and/or litigation stage. This continuing cooperative relationship between the county administration and the various employee labor unions has proved to be successful and cost effective to both parties.

While there were three arbitrations in 2019, we have been fortunate to only have one disciplinary arbitration scheduled for 2020. Due to the relationships built up over the years, the majority of conflicts end up being resolved to the mutual benefit of everyone involved.

During the latter part of 2019 and early 2020, we were able to successfully negotiate successor agreements with our seven of our labor unions. Contract negotiations with the Broome County Sheriff's Law Enforcement Union began in 2017 and have reached the interest arbitration stage. We had an arbitration hearing in early 2020 with continuing discussions with the arbitration panel continuing. We anticipate an outcome by the end of 2020.

EEOC duties and responsibilities are performed by the Personnel Officer, the Director of Employee Relations and members of the Personnel Administration and Benefits Unit.

The responsibilities of this function include the following:

- Administration of the county affirmative action plan and policies, the Minority/Women's Business Enterprise and disadvantaged Enterprise programs.

Education and training of department heads, managers, and staff to ensure that the county is compliant with federal and state legislation such as the New York State Human Rights Act, Federal Equal Employment Opportunity laws, Sexual Harassment, Americans with Disabilities Act (ADA), and New York State disability laws.

- Investigation of alleged discrimination, sexual harassment and non-compliant practices related to equal employment opportunity.
- Analysis of county employment processes including testing, hiring policies, training, promotion, to develop outreach and hiring programs to attract protected class candidates to county employment.
- Outreach activities including participation in public forums focusing on public employment opportunities, the civil service process, and application procedures.
- Consultation with county departments, contractors, and project managers to ensure that the County is compliant with laws, regulations, and contractual agreements with federal and state funding agencies.

2021 Objectives

- Provide in-house guidance and training for county departments in the following areas; General management and supervision skills and defining the impact of Civil Service Law, federal and state labor laws, HIPAA, FMLA, FLSA, Sexual Harassment and

labor relations issues such as employment, discipline, and discharge issues.

- Expand automation of processes
 - Establishment of certification of eligible candidates electronically for all eligible lists.
 - Work with New York State Civil Service to streamline access to exam information.
 - Continue to work with Information Technology to facilitate personnel transactions, including benefit options, to be completed on-line, which was introduced in early 2019.
 - Update website and expand on available support material.
 - Continue the electronic forms project with the goal of all Personnel new employee orientations available online in 2021.
- Provide education and training to department staff
 - Identify appropriate training to enhance employee skills and improve efficiency.
 - Utilize New York State Department of Civil Service, NYSAC, and various human resources associations free or low cost training.
- Expand training and education for civil service jurisdictions
 - Updates on civil service requirements.
- Support the county administration efforts to provide labor relations and human resource support services to municipalities throughout the county.

- Support the PeopleSoft Human Resources software, and paperless human resources efforts and to analyze and streamline departmental procedures.

late 2019 we transferred an employee from another department to train in this function with the retiring employee.

2021 Budget Highlights

- Civil Service Application Fee is revenue from civil service exam fees and estimated to be \$12,250 in 2021.
- Health Care Administration – The Risk and Insurance Department is charged for the salary and fringe benefits of the Personnel Assistant position responsible for benefits administration. That revenue shown in Health Care Administration is included in the 2021 budget for \$63,182.
- The Risk and Insurance Department is charged back for administrative services of the Personnel Assistant. This revenue is recorded in Other Departmental Chargeback. The 2021 amount budgeted is \$26,000.
- Reorganization and realignment of duties due to retirements of long-time, valuable staff has presented its challenges. The majority of Personnel staff have many years of experience in the Department and along with this experience much institutional knowledge that is extremely difficult to replace at time of staff retirements. In the previous three years, two long term staff retired resulting in a loss of valuable knowledge and experience. In late 2019, the Personnel Assistant who interfaces with the school districts and towns and villages also retired adding to the loss of valuable talent from the department. This is a critical position that performs oversight responsibilities over the many schools, towns, villages and special districts to ensure Broome County compliance with its obligations to monitor all personnel transactions and certification of payrolls in these jurisdictions. In

Personnel 13000001		As of 7/5/2020			
<u>Title of Position</u>	<u>Grade/Unit</u>	2019 <u>Actuals</u>	Current <u>Authorized</u>	2021 <u>Requested</u>	2021 <u>Recommended</u>
<u>Full-Time Positions</u>					
Personnel Officer	H Admin	1	1	1	1
Director of Employee Relations	E Admin	1	1	0	0
Deputy Personnel Officer	B Admin	0	0	1	1
Senior Personnel Associate	18 Admin	2	0	0	0
Senior Personnel Associate 40 hours	18 Admin	0	2	2	2
Personnel Assistant	11 Admin	5	0	0	0
Personnel Assistant 40 hours	11 Admin	0	5	5	5
Keyboard Specialist	9 Admin	1	0	0	0
Keyboard Specialist 40 hours	9 Admin	0	1	1	1
Total Full-Time Positions		10	10	10	10
<u>Part-Time Positions</u>					
Clerk*	7 Admin	1	1	1	1
Total Part-Time Positions		1	1	1	1
Total Positions		11	11	11	11

* One position unfunded in 2018 refunded in 2019

REPORT:BP032

BROOME COUNTY GOVERNMENT
REVENUE AND APPROPRIATION SUMMARY BY DEPARTMENT

FUND: 1010 General Operating
DEPT: 13000000 Personnel

Account	2019 Actuals	2020 Budget	2020 YTD Actuals As of 08/29/20	2021 Budget Requested	2021 Budget Recommended
0000002 Departmental Income					
5000204 CIVIL SERVICE APPLICATION FEE	15,707	13,500	4,800	12,250	12,250
5000301 HEALTH CARE ADMINISTRATION	54,955	59,648	0	63,182	63,182
5000333 OTHER DEPARTMENTAL CHARGEBACK	26,000	26,000	0	26,000	26,000
0000002 Departmental Income Total	96,662	99,148	4,800	101,432	101,432
0000007 Misc Interfund Revenues					
5000546 Trust Account Inflows	15,910	0	0	0	0
0000007 Misc Interfund Revenues Total	15,910	0	0	0	0
Rev Totals for Dept: 13000000	112,572	99,148	4,800	101,432	101,432
0000010 Personnel Service					
6001000 SALARIES FULL-TIME	438,269	475,048	267,815	467,129	467,129
6001001 SALARIES PART-TIME	5,206	12,066	6,339	12,111	12,111
6001002 SALARIES TEMPORARY	10,602	6,000	2,044	6,400	6,400
6001003 SALARIES OVERTIME	510	0	429	0	0
0000010 Personnel Service Totals	454,587	493,114	276,627	485,640	485,640
0000040 Contractual Expenditures					
6004012 OFFICE SUPPLIES	951	2,500	522	2,500	2,500
6004105 DUES AND MEMBERSHIPS	330	400	100	400	400
6004106 GENERAL OFFICE EXPENSES	12	300	0	300	300
6004137 ADVERTISING AND PROMOTION EXPE	69	500	0	500	500
6004139 Trust Account Outflows	11,085	0	0	0	0
6004160 MILEAGE AND PARKING-LOCAL	12	100	0	100	100
6004161 TRAVEL HOTEL AND MEALS	1,117	2,600	0	2,600	2,600
6004162 EDUCATION AND TRAINING	350	650	0	650	650
6004163 MANAGEMENT TRAINING PROGRAM	0	100	0	100	100
6004168 OTHER PERSONNEL EXPENSES	0	100	0	100	100
6004169 DAY TRIP MEAL REIMBURSEMENT	0	50	0	50	50
6004196 COPYING MACHINE RENTALS	878	900	293	900	900
6004573 OTHER FEES FOR SERVICES	0	6,000	0	6,000	6,000

REPORT:BP032

BROOME COUNTY GOVERNMENT
REVENUE AND APPROPRIATION SUMMARY BY DEPARTMENT

FUND: 1010 General Operating
DEPT: 13000000 Personnel

Account	2019 Actuals	2020 Budget	2020 YTD Actuals As of 08/29/20	2021 Budget Requested	2021 Budget Recommended
0000040 Contractual Expenditures Totals	14,804	14,200	1,015	14,200	14,200
0000041 Chargeback Expenses					
6004602 INSURANCE PREMIUM CHARGEBACK	482	407	203	547	547
0000041 Chargeback Expenses Totals	482	407	203	547	547
0000080 Employee Benefits					
6008001 STATE RETIREMENT	70,833	69,800	34,275	71,050	71,050
6008002 SOCIAL SECURITY	31,492	36,341	19,538	36,672	36,672
6008004 WORKERS COMPENSATION	2,115	2,161	1,081	1,849	1,849
6008006 LIFE INSURANCE	80	150	49	150	150
6008007 HEALTH INSURANCE	128,792	142,497	65,656	118,566	118,566
6008009 RETIREE HEALTH INSURANCE	113,920	134,008	87,169	133,818	133,818
6008012 EMPLOYEE TUITION REIMBURSEMENT	8,500	12,000	4,500	12,000	12,000
6008013 HEALTH INS - RETIRE INCENTIVE	1,784	0	0	0	0
0000080 Employee Benefits Totals	357,516	396,957	212,268	374,105	374,105
Exp Totals for Dept: 13000000	827,389	904,678	490,113	874,492	874,492
Total for Dept: 13000000	-714,817	-805,530	-485,313	-773,060	-773,060

Public Defender

Public Defender

Legal Representation

- Pretrial
- Criminal Court
- Probation
- Parole
- Appellate
- Drug Law Resentencing
- Counsel at Arraignment
- Sex Offender Risk Assessment
- Specialty Courts
 - Drug/DWI
 - Integrated Domestic Violence
 - Domestic Violence
 - Veterans

Investigation

Administration

Grants Administration

Aid to Defense

Office of Indigent Legal Services

Public Defender

Mission Statement

Our goal is to provide client-centered representation and zealous advocacy in all courts throughout Broome County with support from our team of advocates, investigators, interpreters and other staff. We endeavor to ensure that those facing incarceration have their constitutional and statutory rights protected, that the law is administered with neither discrimination nor disproportionate punishment, and further, that no one who is innocent is wrongfully convicted. Our commitment is to treat our clients with dignity, compassion, and fairness.

Description

The Public Defender's Office provides legal representation to all indigent persons accused of crimes in Broome County as mandated by the Constitutions of the United States and the State of New York. This office, with support from our team of advocates, investigators, interpreters and other staff, acts as defense counsel from arraignment through trial and all stages of appeal for criminal cases ranging from simple violations to homicides. We also represent those subject to violations of probation or parole. This involves the full range of investigatory, pretrial, sentence mitigation and appellate representation required in criminal cases. This office services each of the 19 Village and Town Justice Courts, the Broome County Centralized Arraignment Part, the Binghamton City Court, Superior Courts of Broome County, and all higher Appellate Courts. Attorneys and Investigators are on call 24 hours a day, seven days a week to assist recent arrestees.

Public Defender 14000001

<u>Title of Position</u>	<u>Grade/Unit</u>	2019 <u>Actuals</u>	As of July 6,2020 <u>Current Authorized</u>	2021 <u>Requested</u>	2021 <u>Recommended</u>
<u>Full-Time Positions</u>					
Public Defender	AT-6	1	1	1	1
Chief Assistant Public Defender	AT-4	1	1	1	1
Senior Assistant Public Defender	AT-3	3	3	3	3
Assistant Public Defender II	AT-2	3	3	3	3
Assistant Public Defender I	AT-1	3	3	3	3
Chief Investigator - Public Defender	27 Admin	1	1	1	1
Investigator - Public Defender	21 Admin	1	1	1	1
Secretary	13 CSEA	1	1	1	1
Stenographic Secretary	13 CSEA	1	1	1	1
Intake Specialist	11 CSEA	3	3	3	3
Keyboard Specialist	8 CSEA	3	3	3	3
Total Full-Time Positions		21	21	21	21
<u>Part-Time Positions</u>					
Total Part-Time Positions		0	0	0	0
Total Positions		21	21	21	21

REPORT:BP032

FUND: 1010 General Operating
DEPT: 14000000 Public DefenderBROOME COUNTY GOVERNMENT
REVENUE AND APPROPRIATION SUMMARY BY DEPARTMENT

Account	2019 Actuals	2020 Budget	2020 YTD Actuals As of 08/29/20	2021 Budget Requested	2021 Budget Recommended
0000002 Departmental Income					
5000110 PUBLIC DEFENDER SERVICES	482	0	319	0	0
0000002 Departmental Income Total	<u>482</u>	<u>0</u>	<u>319</u>	<u>0</u>	<u>0</u>
0000007 Misc Interfund Revenues					
5000545 CREDIT CARD REBATES	150	0	35	20	20
0000007 Misc Interfund Revenues Total	<u>150</u>	<u>0</u>	<u>35</u>	<u>20</u>	<u>20</u>
0000008 State Aid					
5000802 INDIGENT PAROLEES	7,550	7,500	0	5,000	5,000
5000818 MAJOR OFFENCE PUBLIC DEFENDER	12,949	10,100	21,617	10,100	10,100
0000008 State Aid Total	<u>20,499</u>	<u>17,600</u>	<u>21,617</u>	<u>15,100</u>	<u>15,100</u>
Rev Totals for Dept: 14000000	<u>21,131</u>	<u>17,600</u>	<u>21,971</u>	<u>15,120</u>	<u>15,120</u>
0000010 Personnel Service					
6001000 SALARIES FULL-TIME	1,084,933	1,330,482	830,051	1,327,861	1,327,861
6001002 SALARIES TEMPORARY	6,139	0	0	0	0
0000010 Personnel Service Totals	<u>1,091,072</u>	<u>1,330,482</u>	<u>830,051</u>	<u>1,327,861</u>	<u>1,327,861</u>
0000040 Contractual Expenditures					
6004004 MATERIAL & SUPPLIES-OTHER	162	0	0	0	0
6004010 BOOKS AND SUBSCRIPTIONS	26,364	12,000	13,606	10,000	10,000
6004012 OFFICE SUPPLIES	8,415	10,000	1,808	8,000	8,000
6004041 PHOTOGRAPHIC SUPPLIES	0	25	0	25	25
6004046 GAS OIL GREASE AND DIESEL FUEL	0	25	0	25	25
6004100 POSTAGE AND FREIGHT	67	100	0	100	100
6004105 DUES AND MEMBERSHIPS	0	100	0	100	100
6004106 GENERAL OFFICE EXPENSES	616	5,200	495	5,200	3,500
6004131 PHOTOGRAPHIC EXPENSES	0	25	0	25	25
6004160 MILEAGE AND PARKING-LOCAL	205	10,000	0	10,000	8,000

REPORT:BP032

BROOME COUNTY GOVERNMENT
REVENUE AND APPROPRIATION SUMMARY BY DEPARTMENT

FUND: 1010 General Operating
DEPT: 14000000 Public Defender

Account	2019 Actuals	2020 Budget	2020 YTD Actuals As of 08/29/20	2021 Budget Requested	2021 Budget Recommended
6004161 TRAVEL HOTEL AND MEALS	0	100	0	100	100
6004162 EDUCATION AND TRAINING	-80	250	0	100	100
6004168 OTHER PERSONNEL EXPENSES	145	180	0	180	180
6004169 DAY TRIP MEAL REIMBURSEMENT	0	25	0	25	25
6004196 COPYING MACHINE RENTALS	3,903	8,100	2,647	8,100	8,100
6004255 CONTRACTED SERVICES	910	10,000	0	10,000	10,000
6004536 WITNESS EXPENSES	1,856	5,000	0	5,000	5,000
6004538 LEGAL CHARGES AND FEES	990	3,000	170	3,000	3,000
6004541 STENOGRAPHIC SERVICES	1,676	3,000	1,186	3,000	3,000
0000040 Contractual Expenditures Totals	45,229	67,130	19,912	62,980	59,280
0000041 Chargeback Expenses					
6004602 INSURANCE PREMIUM CHARGEBACK	2,725	2,213	1,106	2,423	2,423
6004615 GASOLINE CHARGEBACK	697	1,500	261	1,250	1,250
6004616 FLEET SERVICE CHARGEBACK	4,512	4,736	0	4,880	4,880
0000041 Chargeback Expenses Totals	7,934	8,449	1,367	8,553	8,553
0000060 Principal on Indebtedness					
6006008 PRINCIPAL ON CAPITAL LEASE	1,353	0	0	0	0
0000060 Principal on Indebtedness Totals	1,353	0	0	0	0
0000070 Interest on Indebtedness					
6007005 INTEREST ON CAPITAL LEASE	101	0	0	0	0
0000070 Interest on Indebtedness Totals	101	0	0	0	0
0000080 Employee Benefits					
6008001 STATE RETIREMENT	175,005	201,048	102,871	201,824	201,824
6008002 SOCIAL SECURITY	77,947	101,782	60,147	101,583	101,583
6008004 WORKERS COMPENSATION	10,236	13,559	6,780	15,021	15,021
6008006 LIFE INSURANCE	135	315	115	315	315
6008007 HEALTH INSURANCE	205,241	243,280	143,963	253,275	253,275
6008009 RETIREE HEALTH INSURANCE	65,124	68,658	45,772	72,090	72,090
6008010 DISABILITY INSURANCE	602	616	480	704	704
6008011 UNEMPLOYMENT INSURANCE	1,525	0	3,020	0	0

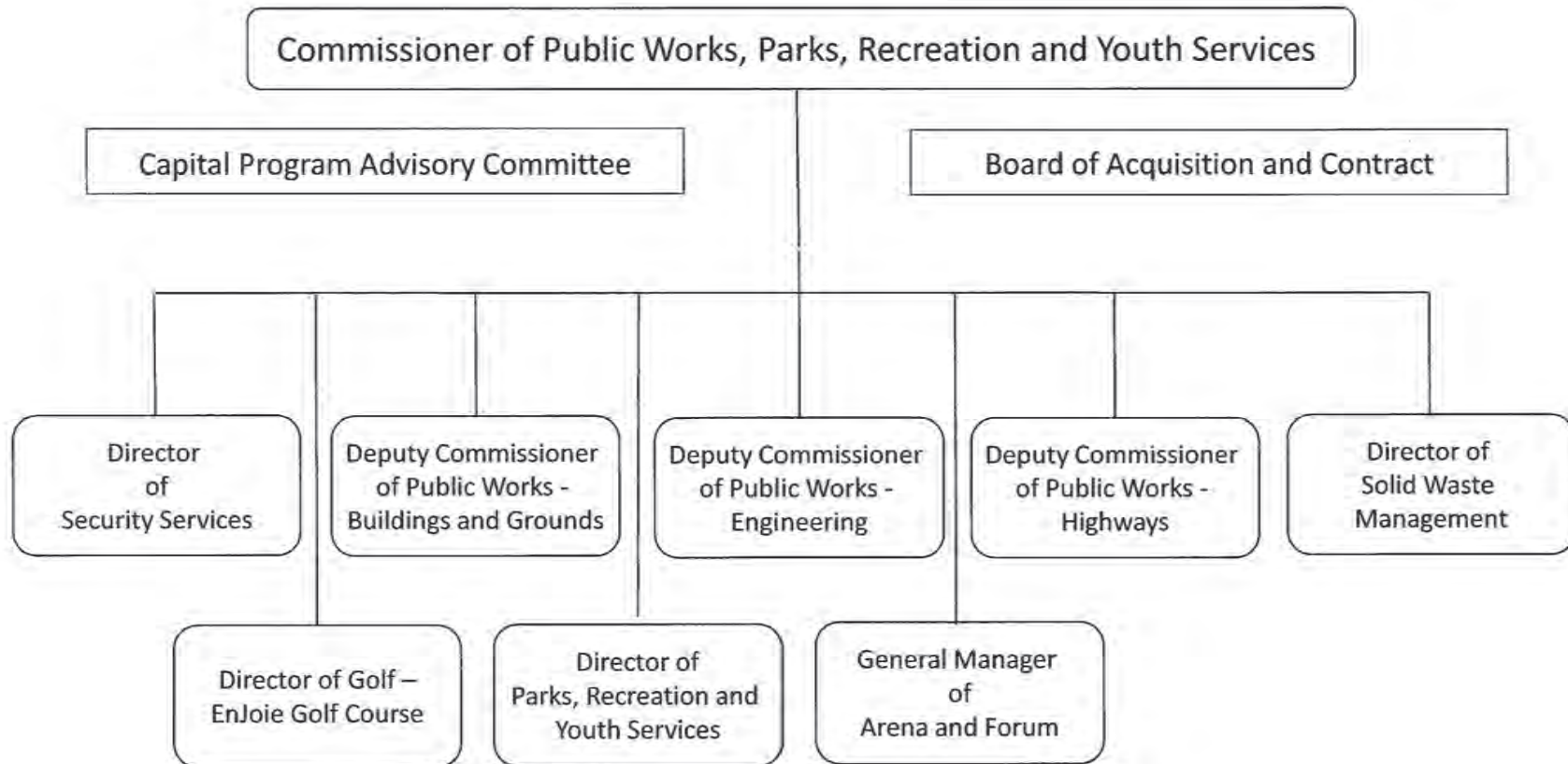
REPORT:BP032

BROOME COUNTY GOVERNMENT
REVENUE AND APPROPRIATION SUMMARY BY DEPARTMENT

FUND: 1010 General Operating
DEPT: 14000000 Public Defender

Account	2019 Actuals	2020 Budget	2020 YTD Actuals As of 08/29/20	2021 Budget Requested	2021 Budget Recommended
0000080 Employee Benefits Totals	535,815	629,258	363,148	644,812	644,812
Exp Totals for Dept: 14000000	1,681,504	2,035,319	1,214,478	2,044,206	2,040,506
Total for Dept: 14000000	-1,660,373	-2,017,713	-1,192,507	-2,029,086	-2,025,386

Public Works, Parks, Recreation and Youth Services



**Public Works, Parks, Recreation and Youth Services
Administration**

Mission Statement

To provide leadership, management, oversight and support to all divisions within the Public Works, Parks, Recreation and Youth Services Department.

Description

Provides general administrative functions to other divisions of the department, including management and leadership support related to coordination between the department divisions and the executive and legislative branches of the county government. This includes support with capital improvement program planning and implementation, as well as division budgeting and support with general administrative needs.

2021 Objectives

- To provide high-quality management of all department divisions with an emphasis on continued first-class service of Public Works functions to both county staff and residents of Broome County.
- To provide efficient and cost-effective guidance and organizational leadership with the primary goal of maintaining and improving the physical attributes of Broome County through good planning and implementation of the county's capital improvement program.

2021 Budget Highlights

- To continue to provide the administrative resources and management support necessary for the Department of Public Works, Parks, Recreation and Youth Services to maintain existing levels of service.

Public Works, Parks, Recreation and Youth Services 15010001
Administration

<u>Title of Position</u>	<u>Grade/Unit</u>	As of July 6, 2020			
		<u>2019 Actuals</u>	<u>Current Authorized</u>	<u>2021 Requested</u>	<u>2021 Recommended</u>
<u>Full-Time Positions</u>					
Commissioner of Public Works, Parks, Recreation and Youth Services	I Admin	1	1	1	1
Principal Account Clerk *	13 CSEA	1	1	1	1
Total Full-Time Positions		2	2	2	2
<u>Part-Time Positions</u>					
None					
Total Part-Time Positions		0	0	0	0
Total Positions		2	2	2	2

*One position transferred from the Office of Management in 2019

REPORT:BF033

BROOME COUNTY GOVERNMENT
REVENUE AND APPROPRIATION SUMMARY
BY DEPARTMENT AND DIVISION

FUND: 1010 General Operating
DEPT: 15000000 Public Works
DIV: 01 DPW-Admin

Account	2019 Actuals	2020 Budget	2020 YTD Actuals As of 08/29/20	2021 Budget Requested	2021 Budget Recommended
5000000 Public Works					
0000002 Departmental Income					
5000333 OTHER DEPARTMENTAL CHARGEBACK	64,881	67,500	0	68,100	68,100
0000002 Departmental Income Totals	64,881	67,500	0	68,100	68,100
0000006 Sale of Prop and Comp for Loss					
5000518 SALE OF EQUIPMENT	1,730	0	0	0	0
0000006 Sale of Prop and Comp for Loss Totals	1,730	0	0	0	0
0000007 Misc Interfund Revenues					
5000530 REFUNDS OF PRIOR YEARS EXPENDI	1,060	0	561	0	0
0000007 Misc Interfund Revenues Totals	1,060	0	561	0	0
Rev Total for Div: 1501	67,671	67,500	561	68,100	68,100
0000010 Personnel Service					
6001000 SALARIES FULL-TIME	124,704	130,194	67,790	130,606	130,606
0000010 Personnel Service Totals	124,704	130,194	67,790	130,606	130,606
0000040 Contractual Expenditures					
6004012 OFFICE SUPPLIES	47	300	165	300	300
6004162 EDUCATION AND TRAINING	730	1,000	0	1,000	1,000
6004196 COPYING MACHINE RENTALS	-74	1,980	590	1,980	1,980
0000040 Contractual Expenditures Totals	703	3,280	755	3,280	3,280
0000041 Chargeback Expenses					
6004602 INSURANCE PREMIUM CHARGEBACK	688	611	306	832	832
0000041 Chargeback Expenses Totals	688	611	306	832	832

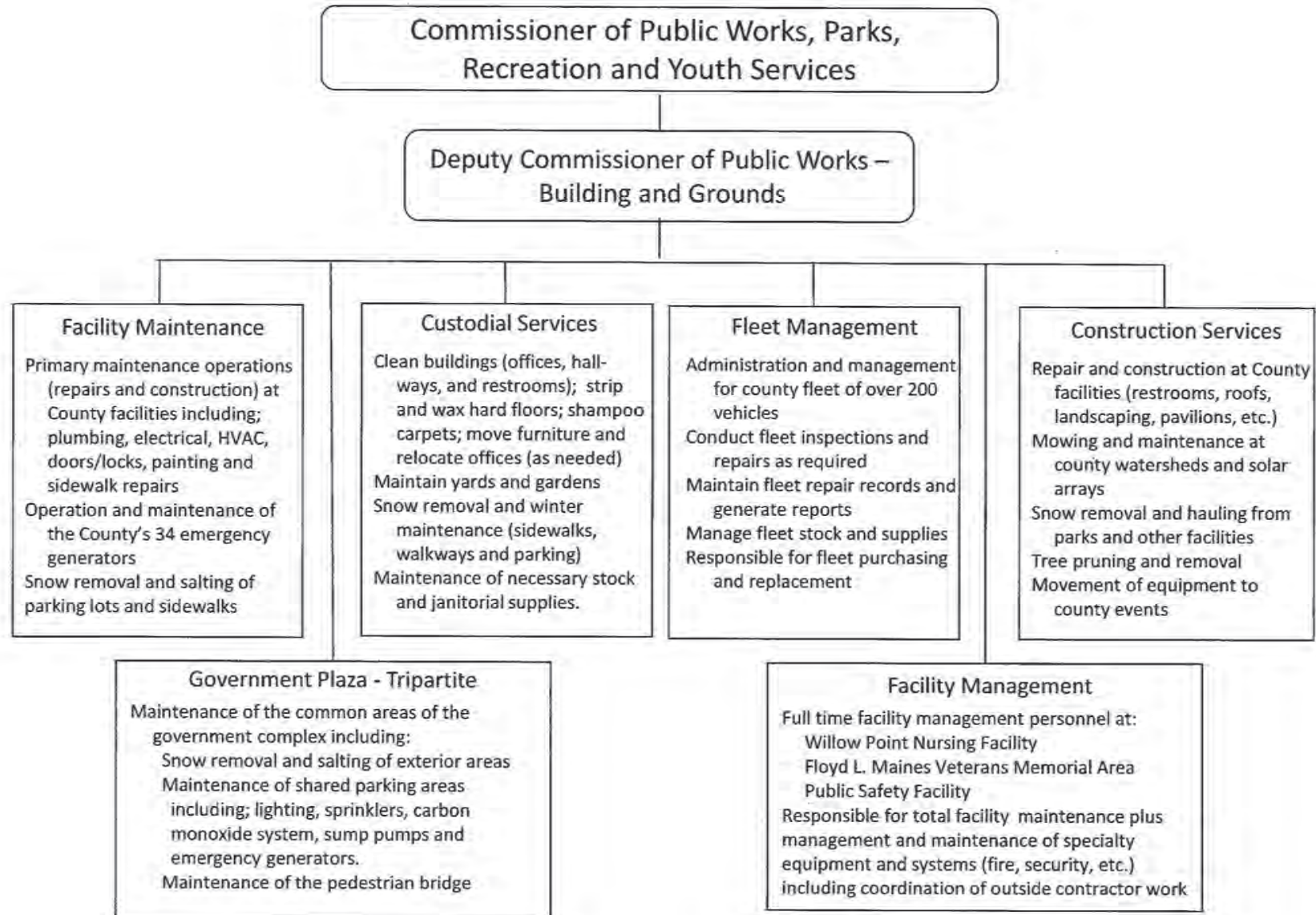
REPORT:BP033

BROOME COUNTY GOVERNMENT
 REVENUE AND APPROPRIATION SUMMARY
 BY DEPARTMENT AND DIVISION

FUND: 1010 General Operating
 DEPT: 15000000 Public Works
 DIV: 01 DPW-Admin

Account	2019 Actuals	2020 Budget	2020 YTD Actuals As of 08/29/20	2021 Budget Requested	2021 Budget Recommended
0000060 Principal on Indebtedness					
6006008 PRINCIPAL ON CAPITAL LEASE	665	0	0	0	0
0000060 Principal on Indebtedness Totals	665	0	0	0	0
0000070 Interest on Indebtedness					
6007005 INTEREST ON CAPITAL LEASE	117	0	0	0	0
0000070 Interest on Indebtedness Totals	117	0	0	0	0
0000080 Employee Benefits					
6008001 STATE RETIREMENT	19,388	20,547	9,441	20,996	20,996
6008002 SOCIAL SECURITY	8,975	9,960	5,194	9,991	9,991
6008004 WORKERS COMPENSATION	485	424	212	510	510
6008006 LIFE INSURANCE	16	30	7	30	30
6008007 HEALTH INSURANCE	22,973	23,523	12,759	24,699	24,699
6008009 RETIREE HEALTH INSURANCE	62,297	65,412	43,608	68,682	68,682
6008010 DISABILITY INSURANCE	77	88	27	88	88
0000080 Employee Benefits Totals	114,211	119,984	71,248	124,996	124,996
Exp Total for Div: 1501	241,088	254,069	140,099	259,714	259,714
Total for Div: 15000000	-173,417	-186,569	-139,538	-191,614	-191,614

Buildings and Grounds



**Public Works, Parks, Recreation and Youth Services
Buildings and Grounds**

Mission Statement

To provide a diverse range of efficient and cost-effective high-quality services, which will ensure uninterrupted facility utilization while providing an atmosphere of professionalism to both internal and external customers.

Description

Provide primary maintenance operations to the Court House complex, the fleet garage, George Harvey Justice Building, Edwin L. Crawford County Office Building, public safety facility, dog shelter, and Intermodal facility.

Provide secondary maintenance operations to the Binghamton Regional Airport, Library, Arena, Forum, Health Department, Public Transportation, Social Services, Department of Motor Vehicles, and Willow Point Nursing Home.

Provide primary maintenance operations of the Governmental Plaza under the tripartite agreement.

2021 Objectives

- Provide a pleasant, safe, and healthy environment for Broome County employees and external customers.
- To minimize risk to county employees and residents from natural and man-made disasters.
- To maximize facility assets by minimizing equipment failure.

2021 Budget Highlights

- Maintain physical betterments of county in a cost-effective manner.
- Assist other department divisions utilizing part-time labor.

Public Works,Parks, Recreation and Youth Services 15020101
Buildings and Grounds

<u>Title of Position</u>	<u>Grade/Unit</u>	As of July 6,2020			
		<u>2019 Actuals</u>	<u>Current Authorized</u>	<u>2021 Requested</u>	<u>2021 Recommended</u>
<u>Full-Time Positions</u>					
Deputy Commissioner of Public Works,Parks, Recreation and Youth Services/Buildings and Grounds	F Admin	1	1	1	1
Facilities Manager	22 BAPA	4	4	4	4
Park Operations Manager	AFSCME	1	1	1	1
Electrician	AFSCME	2	2	2	2
Senior Maintenance Mechanic	AFSCME	10	10	10	10
Stationary Engineer	AFSCME	2	2	2	2
Construction Worker	AFSCME	3	3	3	3
HVAC Systems Technician III	AFSCME	4	4	4	4
Custodial Supervisor	AFSCME	1	1	1	1
Custodial Worker	AFSCME	13	13	13	13
Total Full-Time Positions		41	41	41	41
<u>Part-Time Positions</u>					
None					
Total Part-Time Positions		0	0	0	0
Total Positions		41	41	41	41

REPORT:BP033

BROOME COUNTY GOVERNMENT
REVENUE AND APPROPRIATION SUMMARY
BY DEPARTMENT AND DIVISION

FUND: 1010 General Operating
DEPT: 15000000 Public Works
DIV: 02 DPW-Bldgs/Grounds

Account	2019 Actuals	2020 Budget	2020 YTD Actuals As of 08/29/20	2021 Budget Requested	2021 Budget Recommended
0000002 Departmental Income					
5000186 REIMBURSEMENT - GOVERNMENT PLA	156,079	169,000	84,126	192,000	192,000
5000302 BUILDING SERVICE CHARGEBACKS	423,568	431,135	200,040	520,415	520,415
5000312 RENTAL CHARGEBACKS	26,982	30,924	0	30,924	30,924
0000002 Departmental Income Totals	606,629	631,059	284,166	743,339	743,339
0000006 Sale of Prop and Comp for Loss					
5000510 SALE OF SCRAP & EXCESS MATERIA	2,119	2,000	1,149	2,000	2,000
0000006 Sale of Prop and Comp for Loss Totals	2,119	2,000	1,149	2,000	2,000
0000007 Misc Interfund Revenues					
5000533 UNCLASSIFIED REVENUES	1,500	1,500	0	1,500	1,500
5000534 TRANSFER FROM INSURANCE RESERV	2,715	2,776	6,859	0	0
5000545 CREDIT CARD REBATES	510	0	625	0	0
0000007 Misc Interfund Revenues Totals	4,725	4,276	7,484	1,500	1,500
0000008 State Aid					
5000808 OTHER STATE AID	-197,800	0	0	0	0
5000809 STATE AID - COURT FACILITIES	484,296	430,000	512,559	430,000	430,000
0000008 State Aid Totals	286,496	430,000	512,559	430,000	430,000
Rev Total for Div: 1502	899,969	1,067,335	805,358	1,176,839	1,176,839
0000010 Personnel Service					
6001000 SALARIES FULL-TIME	2,009,382	2,049,653	1,232,612	2,091,314	2,091,314
6001002 SALARIES TEMPORARY	263,056	300,000	198,593	400,000	400,000
6001003 SALARIES OVERTIME	61,491	70,000	32,007	70,000	70,000
6001004 SALARIES SHIFT DIFFERENTIAL	6,521	6,000	3,262	6,500	6,500
6001006 OUT OF TITLE PAY	5,808	4,000	6,587	4,000	4,000
6001008 STAND-BY PAY	915	1,000	693	1,000	1,000
6001009 OTHER PERSONNEL SERVICES	9,425	10,000	9,900	10,000	10,000

REPORT:BP033

BROOME COUNTY GOVERNMENT
REVENUE AND APPROPRIATION SUMMARY
BY DEPARTMENT AND DIVISION

FUND: 1010 General Operating
DEPT: 15000000 Public Works
DIV: 02 DFW-Bldgs/Grounds

Account	2019 Actuals	2020 Budget	2020 YTD Actuals As of 08/29/20	2021 Budget Requested	2021 Budget Recommended
0000010 Personnel Service Totals	2,356,598	2,440,653	1,483,654	2,582,814	2,582,814
0000020 Equipment and Capital Outlay					
6002603 DPW BUILDING AND GROUNDS EQUIP	30,557	0	0	0	0
6002709 OTHER OPERATIONAL EQUIPMENT	6,944	0	0	0	0
0000020 Equipment and Capital Outlay Totals	37,501	0	0	0	0
0000040 Contractual Expenditures					
6004000 MAT & SUPPLIES-SURFACE TREAT	950	0	0	0	0
6004001 MAT & SUPPLIES-SIGNS & POSTS	320	0	0	0	0
6004002 MAT & SUPPLIES-PAINT	7,534	0	0	0	0
6004004 MATERIAL & SUPPLIES-OTHER	2,986	500	0	500	500
6004005 SNOW REMOVAL MATERIALS & SUPPL	16,528	14,500	2,295	14,500	14,500
6004006 GARAGE & SHOP OPERATIONAL SUPP	1,901	800	280	800	800
6004010 BOOKS AND SUBSCRIPTIONS	491	500	128	500	500
6004012 OFFICE SUPPLIES	1,005	1,200	486	700	700
6004021 BLDG MAINTENANCE SUPPLIES	38,142	57,500	45,220	61,500	61,500
6004022 FUEL AND HEATING SUPPLIES	243,783	301,000	177,484	275,000	275,000
6004023 BLDG AND GROUNDS SUPPLIES	134,523	74,000	71,083	109,000	109,000
6004040 MOTOR EQUIPMENT SUPPLIES	9,665	10,000	11,195	10,000	10,000
6004046 GAS OIL GREASE AND DIESEL FUEL	3,940	6,000	161	3,000	3,000
6004047 TIRES AND TUBES	4,715	6,000	787	5,000	5,000
6004048 MISC OPERATIONAL SUPPLIES	118,085	166,000	45,175	132,000	132,000
6004052 UNIFORMS	2,205	2,500	825	2,500	2,500
6004054 SAFETY SUPPLIES	11,535	10,000	4,839	10,000	10,000
6004055 COMPUTER SOFTWARE AND SUPPLIES	0	0	1,494	0	0
6004056 COMPUTER EQUIPMENT (NON CAPITAL	483	0	0	0	0
6004073 SUBSCRIPTIONS	18	0	0	0	0
6004100 POSTAGE AND FREIGHT	139	100	20	0	0
6004105 DUES AND MEMBERSHIPS	300	100	0	0	0
6004112 BLDG GROUNDS AND EQUIP REPAIR	8,372	25,000	3,531	13,000	13,000
6004113 WATER AND SEWAGE CHARGES	211,577	281,000	184,517	291,000	291,000
6004115 ELECTRIC CURRENT	613,212	675,000	457,838	695,000	695,000
6004117 BUILDING AND GROUNDS EXPENSES	333,620	294,000	240,998	320,000	320,000
6004130 MOTOR EQUIP REPAIRS AND MAINT	419	0	8,761	0	0
6004133 UNIFORM AND CLOTHING ALLOWANCE	350	10,000	0	500	500
6004136 OPERATIONAL EQUIPMENT REPAIRS	533	0	0	0	0
6004138 OTHER OPERATIONAL EXPENSES	22,829	40,000	21,558	30,000	30,000
6004147 OTHER PROGRAM EXPENSE	111	0	0	0	0

BROOME COUNTY GOVERNMENT
 REVENUE AND APPROPRIATION SUMMARY
 BY DEPARTMENT AND DIVISION

FUND: 1010 General Operating
 DEPT: 15000000 Public Works
 DIV: 02 DPW-Bldgs/Grounds

Account	2019 Actuals	2020 Budget	2020 YTD Actuals As of 08/29/20	2021 Budget Requested	2021 Budget Recommended
6004160 MILEAGE AND PARKING-LOCAL	72	0	0	0	0
6004161 TRAVEL HOTEL AND MEALS	0	1,000	0	1,000	1,000
6004162 EDUCATION AND TRAINING	1,450	5,000	0	5,000	5,000
6004191 OUTSIDE RENTALS-MACHINERY	1,230	3,000	63	1,000	1,000
6004192 SOFTWARE MAINTENANCE	13,398	0	0	0	0
6004196 COPYING MACHINE RENTALS	1,572	2,000	0	2,000	2,000
6004200 PROPERTY LOSS	2,205	2,776	6,859	0	0
6004203 INSURANCE CLAIMS	653	0	0	0	0
6004572 ENGINEERING AND ARCHITECTURAL	0	3,500	0	3,500	3,500
6004573 OTHER FEES FOR SERVICES	431	0	0	0	0
0000040 Contractual Expenditures Totals	1,811,182	1,992,976	1,285,597	1,987,000	1,987,000
0000041 Chargeback Expenses					
6004602 INSURANCE PREMIUM CHARGEBACK	38,555	34,765	17,382	35,243	35,243
6004604 DPW SECURITY CHARGEBACKS	102,862	107,055	53,528	108,912	108,912
6004614 OTHER CHARGEBACK EXPENSES	3,118	8,500	2,921	8,500	8,500
6004615 GASOLINE CHARGEBACK	36,776	59,400	14,998	49,500	49,500
6004616 FLEET SERVICE CHARGEBACK	76,704	75,776	0	75,640	75,640
6004619 BUILDING SERVICE CHARGEBACK	17,224	20,000	1,324	20,000	20,000
6004626 TRANSPORTATION SERVICES CHARGE	52,831	64,886	0	29,630	29,630
0000041 Chargeback Expenses Totals	328,070	370,382	90,153	327,425	327,425
0000060 Principal on Indebtedness					
6006008 PRINCIPAL ON CAPITAL LEASE	4,162	0	0	0	0
0000060 Principal on Indebtedness Totals	4,162	0	0	0	0
0000070 Interest on Indebtedness					
6007005 INTEREST ON CAPITAL LEASE	838	0	0	0	0
0000070 Interest on Indebtedness Totals	838	0	0	0	0
0000080 Employee Benefits					
6008001 STATE RETIREMENT	358,451	346,859	179,653	353,206	353,206
6008002 SOCIAL SECURITY	170,016	209,324	107,396	197,337	197,337
6008004 WORKERS COMPENSATION	93,420	157,545	78,773	152,515	152,515
6008006 LIFE INSURANCE	336	615	208	615	615

REPORT:BP033

BROOME COUNTY GOVERNMENT
REVENUE AND APPROPRIATION SUMMARY
BY DEPARTMENT AND DIVISION

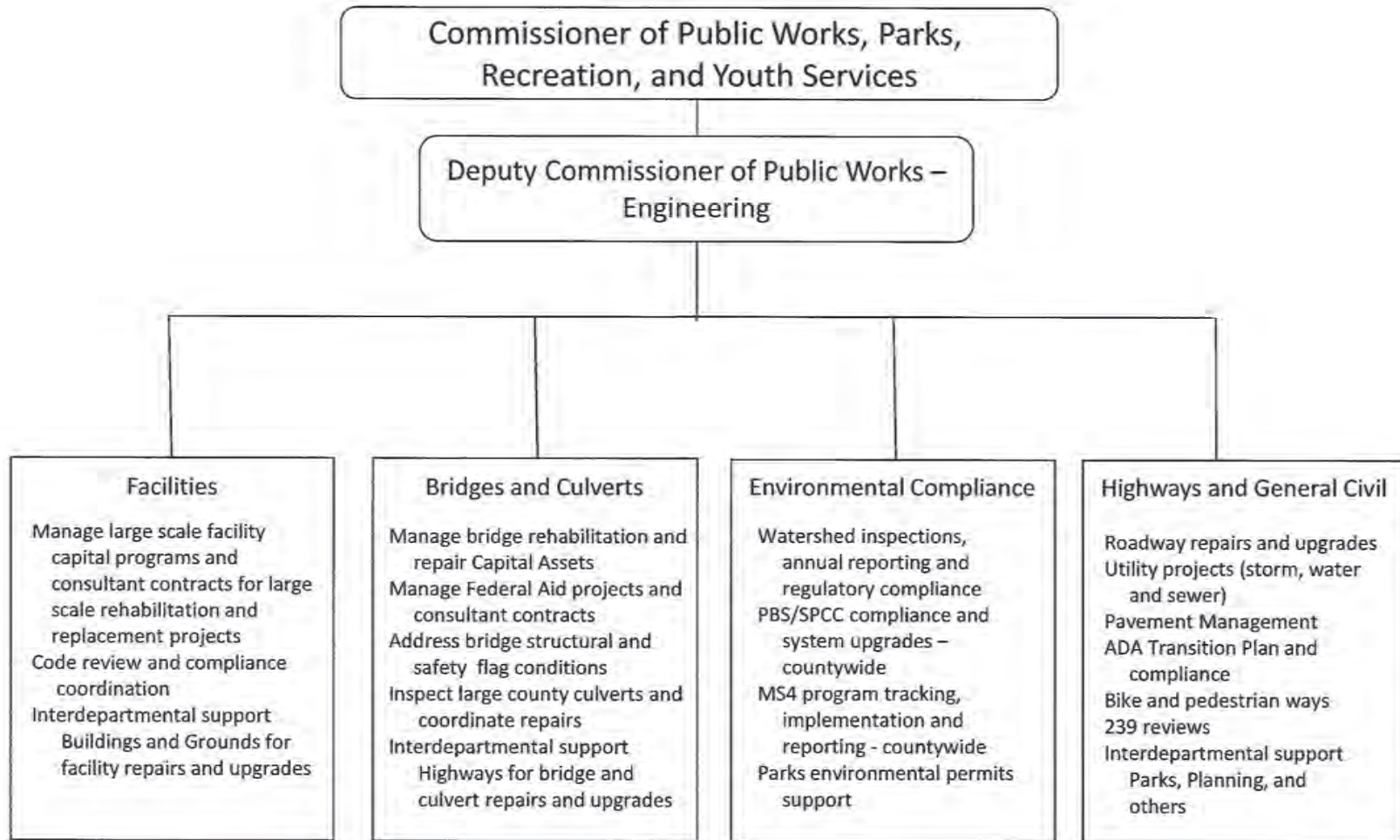
FUND: 1010 General Operating

DEPT: 15000000 Public Works

DIV: 02 DPW-Bldgs/Grounds

Account	2019 Actuals	2020 Budget	2020 YTD Actuals As of 08/29/20	2021 Budget Requested	2021 Budget Recommended
6008007 HEALTH INSURANCE	446,147	464,511	260,044	458,399	458,399
6008009 RETIREE HEALTH INSURANCE	414,135	437,027	303,156	481,550	481,550
6008011 UNEMPLOYMENT INSURANCE	980	0	4,938	0	0
0000080 Employee Benefits Totals	1,483,485	1,615,881	934,168	1,643,622	1,643,622
0000090 Transfers					
6009001 TRANSFER TO CAPITAL FUND	3,891	0	0	0	0
0000090 Transfers Totals	3,891	0	0	0	0
Exp Total for Div: 1502	6,025,727	6,419,892	3,793,572	6,540,861	6,540,861
Total for Div: 15000000	-5,125,758	-5,352,557	-2,988,214	-5,364,022	-5,364,022

Engineering



Public Works, Parks, Recreation and Youth Services Engineering

Mission Statement

To provide quality engineering design, support, and project management services required to maintain county infrastructure including roadways, bridges, culverts, parks, and county buildings and facilities; to provide technical support to other Public Works divisions and county departments; and to serve the residents of Broome County.

Description

As a primary unit of the Broome County Department of Public Works, with a principal goal of providing quality engineering services in support of maintaining and upgrading the County's infrastructure (parks, bridges, culverts, roadways, and buildings/facilities). The division accomplishes this mission as follows:

- Implementation and management of projects assigned by the Commissioner of Public Works in conjunction with the Capital Improvement Program identified and approved by the County Legislature;
- Taking the lead in maintenance, repair, and rehabilitation projects related to county bridges and large culverts including design and construction monitoring of bridge and culvert repairs to address structural flags and/or deficiencies;
- Providing engineering support to other units within Public Works as well as to other Departments within the Broome County Government;
- Providing a myriad of other infrastructure and County-wide program management and support functions such as annual

monitoring and inspection of the county's dams/watersheds, and petroleum bulk storage facilities, managing and overseeing the county's MS4 program and ADA compliance program, and functioning as the County's code enforcement.

2021 Objectives

The Engineering Division is committed to furnishing engineering services to Broome County in an efficient and cost-effective manner. We strive for engineering excellence and professional staff development. Our long-range objectives include:

- To deliver cost effective service that is timely and responsive to all county-wide departmental and public needs within the limits of the resources available.
- To work in unison with all county departments regarding their maintenance needs and capital improvement programs and to assist in their efforts to develop infrastructure inventory, and repair/upgrade plans.
- To advance the development of a multi-functional engineering division with a multi-disciplined staff, and to promote high technical standards, encourage leadership, and foster career development among existing staff.
- To advance the goal of mapping all county infrastructure using GPS, and to create a geographical information system catalog of this information for use by the DPW.

2021 Budget Highlights

- To maintain current levels of engineering service to the County within the existing financial constraints and limited resources.

Public Works, Parks, Recreation and Youth Services 15030001
Engineering

<u>Title of Position</u>	<u>Grade/Unit</u>	2019 <u>Actuals</u>	As of July 6,2020 Current <u>Authorized</u>	2021 <u>Requested</u>	2021 <u>Recommended</u>
<u>Full-Time Positions</u>					
Deputy Commissioner of Public Works,Parks, Recreation and Youth Services/Engineering*	H Admin	1	1	1	1
Engineer III	28 BAPA	2	2	2	2
Engineer II**	24 CSEA	4	4	3	3
Engineer I	21 CSEA	1	1	2	2
Assistant Engineer **	17 CSEA	3	3	3	3
Total Full-Time Positions		11	11	11	11
<u>Part-Time Positions</u>					
None					
Total Part-Time Positions		0	0	0	0
Total Positions		11	11	11	11

* One Deputy position unfunded in 2018

** One EII position unfunded in 2020 abolished in 2021

*** One position unfunded in 2021

REPORT:BP033

BROOME COUNTY GOVERNMENT
REVENUE AND APPROPRIATION SUMMARY
BY DEPARTMENT AND DIVISION

FUND: 1010 General Operating
DEPT: 15000000 Public Works
DIV: 03 DPW-Engineering

Account	2019 Actuals	2020 Budget	2020 YTD Actuals As of 08/29/20	2021 Budget Requested	2021 Budget Recommended
0000007 Misc Interfund Revenues					
5000545 CREDIT CARD REBATES	5	0	5	0	0
0000007 Misc Interfund Revenues Totals	5	0	5	0	0
0000008 State Aid					
5000808 OTHER STATE AID	0	0	5,675	0	0
0000008 State Aid Totals	0	0	5,675	0	0
0000009 Federal Aid					
5000922 OTHER FEDERAL AID	53,062	69,000	39,875	137,500	137,500
0000009 Federal Aid Totals	53,062	69,000	39,875	137,500	137,500
 Rev Total for Div: 1503	 53,067	 69,000	 45,555	 137,500	 137,500
0000010 Personnel Service					
6001000 SALARIES FULL-TIME	499,477	574,283	348,367	581,872	581,872
6001002 SALARIES TEMPORARY	35,152	17,078	0	17,078	17,078
6001003 SALARIES OVERTIME	2,635	6,750	0	6,750	6,750
0000010 Personnel Service Totals	537,264	598,111	348,367	605,700	605,700
0000040 Contractual Expenditures					
6004010 BOOKS AND SUBSCRIPTIONS	0	400	0	400	400
6004011 DUPLICATING AND PRINTING RM SU	0	480	0	480	480
6004012 OFFICE SUPPLIES	636	960	118	960	960
6004040 MOTOR EQUIPMENT SUPPLIES	14	0	0	0	0
6004042 ENGINEERING SUPPLIES	2,266	1,600	229	1,600	1,600
6004045 TRAINING AND EDUCATIONAL SUPPL	0	0	150	0	0
6004048 MISC OPERATIONAL SUPPLIES	138	0	0	0	0
6004054 SAFETY SUPPLIES	240	1,000	39	1,000	1,000
6004100 POSTAGE AND FREIGHT	0	50	0	50	50
6004105 DUES AND MEMBERSHIPS	0	200	0	200	200

REPORT:BP033

BROOME COUNTY GOVERNMENT
 REVENUE AND APPROPRIATION SUMMARY
 BY DEPARTMENT AND DIVISION

FUND: 1010 General Operating
 DEPT: 15000000 Public Works
 DIV: 03 DPW-Engineering

Account	2019 Actuals	2020 Budget	2020 YTD Actuals As of 08/29/20	2021 Budget Requested	2021 Budget Recommended
6004137 ADVERTISING AND PROMOTION EXPE	708	1,200	744	1,200	1,200
6004138 OTHER OPERATIONAL EXPENSES	0	500	222	500	500
6004161 TRAVEL HOTEL AND MEALS	16	0	601	0	0
6004162 EDUCATION AND TRAINING	574	2,200	175	2,200	2,200
6004196 COPYING MACHINE RENTALS	-81	1,620	1,804	1,620	1,620
6004572 ENGINEERING AND ARCHITECTURAL	33	0	0	0	0
0000040 Contractual Expenditures Totals	4,544	10,210	4,082	10,210	10,210
0000041 Chargeback Expenses					
6004615 GASOLINE CHARGEBACK	4,476	6,000	1,118	5,000	5,000
6004616 FLEET SERVICE CHARGEBACK	9,024	9,472	0	9,760	9,760
6004626 TRANSPORTATION SERVICES CHARGE	0	9,528	0	9,482	9,482
0000041 Chargeback Expenses Totals	13,500	25,000	1,118	24,242	24,242
0000060 Principal on Indebtedness					
6006008 PRINCIPAL ON CAPITAL LEASE	998	0	0	0	0
0000060 Principal on Indebtedness Totals	998	0	0	0	0
0000070 Interest on Indebtedness					
6007005 INTEREST ON CAPITAL LEASE	176	0	0	0	0
0000070 Interest on Indebtedness Totals	176	0	0	0	0
0000080 Employee Benefits					
6008001 STATE RETIREMENT	81,671	89,890	42,371	88,805	88,805
6008002 SOCIAL SECURITY	38,417	45,754	24,847	46,336	46,336
6008004 WORKERS COMPENSATION	3,010	2,989	1,495	3,285	3,285
6008006 LIFE INSURANCE	67	135	44	135	135
6008007 HEALTH INSURANCE	89,326	97,116	64,643	114,601	114,601
6008009 RETIREE HEALTH INSURANCE	227,753	240,416	166,823	268,862	268,862
6008010 DISABILITY INSURANCE	545	704	363	616	616
6008013 HEALTH INS - RETIRE INCENTIVE	1,280	0	0	0	0
0000080 Employee Benefits Totals	442,069	477,004	300,586	522,640	522,640

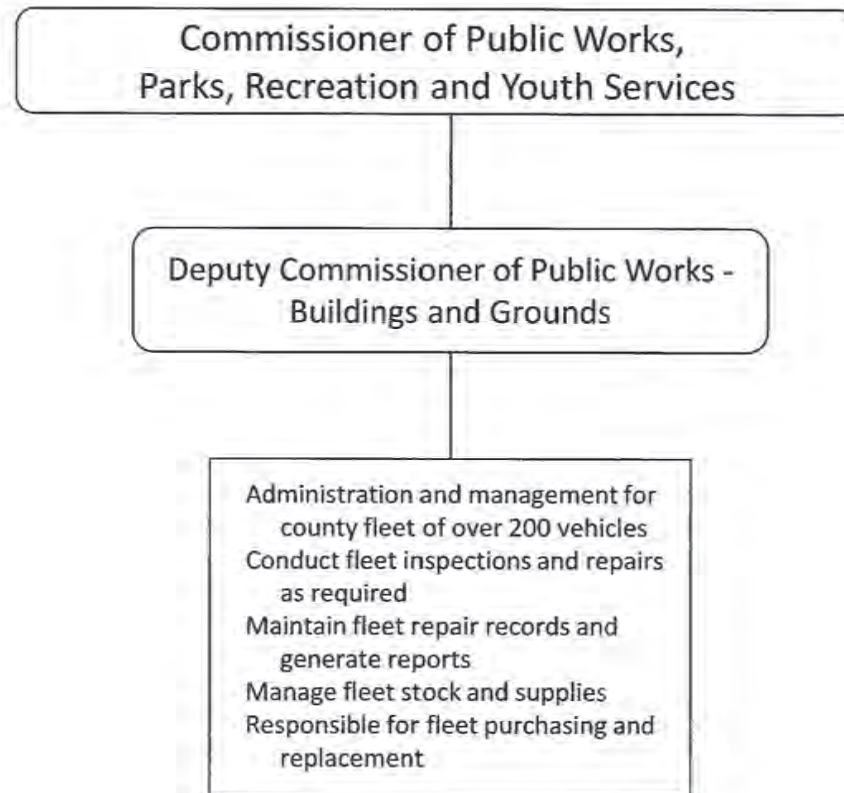
REPORT:BP033

BROOME COUNTY GOVERNMENT
REVENUE AND APPROPRIATION SUMMARY
BY DEPARTMENT AND DIVISION

FUND: 1010 General Operating
DEPT: 15000000 Public Works
DIV: 03 DPW-Engineering

Account	2019 Actuals	2020 Budget	2020 YTD Actuals As of 08/29/20	2021 Budget Requested	2021 Budget Recommended
Exp Total for Div: 1503	998,551	1,110,325	654,153	1,162,792	1,162,792
Total for Div: 15000000	-945,484	-1,041,325	-608,598	-1,025,292	-1,025,292
Total for Dept: 15000000	-6,244,659	-6,580,451	-3,736,350	-6,580,928	-6,580,928

Fleet Management



**Public Works, Parks, Recreation and Youth Services
Fleet Management**

Mission Statement

To provide and maintain a fleet of vehicles that will meet the needs of the individual departments with respect to safety, efficiency, and ease of operation.

Description

Maintain the fleet vehicles from purchase to disposal in accordance with the established Broome County Fleet Management Vehicle Replacement Policy/Program. Vehicles are purchased per state contract prices and are serviced and inspected for safety. Vehicles are disposed of when replacement funds become available through the capital improvement program.

2021 Objectives

- To continue to provide service to vehicles at a cost less than \$.55 per mile.
- To develop a newer more fuel-efficient fleet.
- To continue to purchase new vehicles to meet criteria on alternatively fueled vehicles.
- To reduce the incident ratio on repairs to vehicles.

2021 Budget Highlights

- Maintain a fleet of safe vehicles cost effectively.
- Purchase fuel efficient vehicles to contain costs.

Public Works, Parks, Recreation and Youth Services 09000001
 Fleet Management

<u>Title of Position</u>	<u>Grade/Unit</u>	2019 <u>Actuals</u>	As of July 6,2020 Current <u>Authorized</u>	2021 <u>Requested</u>	2021 <u>Recommended</u>
<u>Full-Time Positions</u>					
Automotive Mechanic	13 CSEA	3	3	3	3
Total Full-Time Positions		3	3	3	3
<u>Part-Time Positions</u>					
None					
Total Part-Time Positions		0	0	0	0
Total Positions		3	3	3	3

REPORT:BP032

BROOME COUNTY GOVERNMENT
REVENUE AND APPROPRIATION SUMMARY BY DEPARTMENT

FUND: 2070 Fleet Operating

DEPT: 09000000 Fleet Management

Account	2019 Actuals	2020 Budget	2020 YTD Actuals As of 08/29/20	2021 Budget Requested	2021 Budget Recommended
0000002 Departmental Income					
5000189 OTHER LOCAL GOVERNMENTS	35,528	47,100	15,588	40,000	40,000
5000229 BCC CHARGES	12,424	16,500	4,250	13,750	13,750
5000303 CHARGES FOR USE OF COUNTY CAR	205,812	265,561	0	182,515	182,515
5000304 CHARGES FOR GAS	283,238	478,500	103,802	413,500	413,500
5000326 CHARGEBACKS-MOTOR VEH SERVICE	466,992	492,544	0	497,760	497,760
0000002 Departmental Income Total	1,003,994	1,300,205	123,640	1,147,525	1,147,525
0000003 Use of Money					
5000451 INTEREST AND EARNINGS	3,611	1,500	551	800	800
0000003 Use of Money Total	3,611	1,500	551	800	800
0000006 Sale of Prop and Comp for Loss					
5000518 SALE OF EQUIPMENT	1,108	0	0	0	0
0000006 Sale of Prop and Comp for Loss Total	1,108	0	0	0	0
0000007 Misc Interfund Revenues					
5000532 PREMIUM & ACCRUED INT ON OBLIG	4,565	0	6,304	0	0
5000534 TRANSFER FROM INSURANCE RESERV	150	0	0	0	0
5000551 CHANGE IN OPEB LIABILITY	148,257	0	0	0	0
5000570 EARNINGS ON TEMPORARY INVESTME	1,475	0	0	0	0
0000007 Misc Interfund Revenues Total	154,447	0	6,304	0	0
0000009 Federal Aid					
5000952 ARRA DEBT REIMBURSEMENT	2,089	1,917	606	1,768	1,768
0000009 Federal Aid Total	2,089	1,917	606	1,768	1,768
Rev Totals for Dept: 09000000	1,165,249	1,303,622	131,101	1,150,093	1,150,093

REPORT:BP032

BROOME COUNTY GOVERNMENT
REVENUE AND APPROPRIATION SUMMARY BY DEPARTMENT

FUND: 2070 Fleet Operating
DEPT: 09000000 Fleet Management

Account	2019 Actuals	2020 Budget	2020 YTD Actuals As of 08/29/20	2021 Budget Requested	2021 Budget Recommended
0000010 Personnel Service					
6001000 SALARIES FULL-TIME	145,536	146,938	63,687	150,326	150,326
6001003 SALARIES OVERTIME	1,166	2,000	902	2,000	2,000
6001006 OUT OF TITLE PAY	188	300	108	300	300
0000010 Personnel Service Totals	146,890	149,238	64,697	152,626	152,626
0000040 Contractual Expenditures					
6004006 GARAGE & SHOP OPERATIONAL SUPP	16,671	0	140	0	0
6004021 BLDG MAINTENANCE SUPPLIES	78	0	123	0	0
6004023 BLDG AND GROUNDS SUPPLIES	834	0	0	0	0
6004040 MOTOR EQUIPMENT SUPPLIES	59,743	63,000	40,115	61,000	61,000
6004046 GAS OIL GREASE AND DIESEL FUEL	325,887	550,000	152,232	437,666	437,666
6004047 TIRES AND TUBES	23,535	25,000	29,314	25,000	25,000
6004048 MISC OPERATIONAL SUPPLIES	26,929	36,000	1,061	36,000	36,000
6004052 UNIFORMS	0	0	500	500	500
6004054 SAFETY SUPPLIES	139	1,000	479	1,000	1,000
6004055 COMPUTER SOFTWARE AND SUPPLIES	0	1,000	0	0	0
6004117 BUILDING AND GROUNDS EXPENSES	5,277	9,000	5,131	10,000	10,000
6004130 MOTOR EQUIP REPAIRS AND MAINT	6,029	10,000	5,086	7,500	7,500
6004138 OTHER OPERATIONAL EXPENSES	1,176	6,000	1,361	5,000	5,000
6004162 EDUCATION AND TRAINING	0	500	0	500	500
6004191 OUTSIDE RENTALS-MACHINERY	0	0	70	0	0
6004200 PROPERTY LOSS	150	0	0	0	0
6004504 OTHER FINANCIAL SERVICES	141	126	39	105	105
0000040 Contractual Expenditures Totals	466,589	701,626	235,651	584,271	584,271
0000041 Chargeback Expenses					
6004601 INDIRECT COSTS	23,970	29,086	0	19,169	19,169
6004602 INSURANCE PREMIUM CHARGEBACK	1,373	1,301	650	1,763	1,763
6004606 TELEPHONE BILLING ACCOUNT	930	1,162	472	1,211	1,211
6004609 DATA PROCESSING CHARGEBACKS	16,069	19,339	0	30,857	30,857
6004615 GASOLINE CHARGEBACK	1,584	4,500	1,072	4,500	4,500
0000041 Chargeback Expenses Totals	43,926	55,388	2,194	57,500	57,500
0000042 Depreciation					
6004804 DEPRECIATION - MOTOR VEHICLES	205,281	0	10,397	0	0
6004805 DEPRECIATION - MACHINERY & EQU	1,344	0	0	0	0

REPORT:BF032

BROOME COUNTY GOVERNMENT
REVENUE AND APPROPRIATION SUMMARY BY DEPARTMENT

FUND: 2070 Fleet Operating
DEPT: 09000000 Fleet Management

Account	2019 Actuals	2020 Budget	2020 YTD Actuals As of 08/29/20	2021 Budget Requested	2021 Budget Recommended
0000042 Depreciation Totals	206,625	0	10,397	0	0
0000060 Principal on Indebtedness					
6006000 PRINCIPAL ON SERIAL BONDS	0	18,668	0	19,140	19,140
6006001 PRINCIPAL ON BANS	0	252,914	0	216,040	216,040
0000060 Principal on Indebtedness Totals	0	271,582	0	235,180	235,180
0000070 Interest on Indebtedness					
6007000 INTEREST ON SERIAL BONDS	7,279	6,530	2,027	5,554	5,554
6007001 INTEREST ON BANS	16,964	15,603	5,093	13,001	13,001
0000070 Interest on Indebtedness Totals	24,243	22,133	7,120	18,555	18,555
0000080 Employee Benefits					
6008001 STATE RETIREMENT	25,293	26,498	11,811	27,556	27,556
6008002 SOCIAL SECURITY	10,581	11,386	4,771	11,645	11,645
6008004 WORKERS COMPENSATION	1,530	1,608	804	1,532	1,532
6008006 LIFE INSURANCE	25	45	14	45	45
6008007 HEALTH INSURANCE	30,201	31,593	17,773	33,172	33,172
6008008 CHANGE IN OPEB LIABILITY	97,383	0	0	0	0
6008009 RETIREE HEALTH INSURANCE	25,167	26,425	17,617	27,747	27,747
6008010 DISABILITY INSURANCE	242	264	147	264	264
0000080 Employee Benefits Totals	190,422	97,819	52,937	101,961	101,961
Exp Totals for Dept: 09000000	1,078,695	1,297,786	372,996	1,150,093	1,150,093
Total for Dept: 09000000	86,554	5,836	-241,895	0	0

Purchasing

Director of Purchasing

Procurement
Board of Acquisition and Contract Support
Letter contracts
Multi-municipal contract development
Annual Surplus Auction
Bid and Request For Proposal specification
development
General Contract Administration
Supervision and Implementation of the
Competitive Bid Process
Procurement Card Program

Purchasing

Mission Statement

To provide quality service through effective teamwork and communication with county departments, political subdivisions, state agencies and vendors in a commitment to obtain the desired goods and services at the lowest possible cost in a professional, ethical, responsible, and responsive/timely manner in accordance with county and state municipal laws.

Description

The Division of Purchasing is responsible, in whole or part for:

- The cost-efficient procurement of approximately 401 million dollars of supplies, materials, equipment, and services for Broome County Government.
- Establishment of County purchasing standards.
- Supervision and implementation of the competitive bidding process.
- Review, preparation and publication of solicitation specifications.
- Publication of legal notices for solicitations
- Award Notifications
- Processing of Letter Contracts, Board of Acquisition and Contract (BAC) requests and processing approximately 5,000 purchase orders.
- General contract administration including issuance of notices of default.

- Being the lead agency for service, maintenance and commodity contracts including annual auction, janitorial supplies, office supplies, vending services, and equipment contracts.
- Supervision of the County procurement card programs; County Surplus Auction, vendor purchase programs, vending services.
- Maintain the Purchasing page on county website
- Supplier relations, department relations, internal & external training and reporting.
- The relocation, scrapping or selling of obsolete or surplus equipment and vehicles through the bidding process or annual auction (open to the political subdivisions) which generates revenue for all participants

The Division of Purchasing allows the political subdivisions and any New York State county to participate in purchase contracts. The legislation in Albany passed into law the provision for "piggybacking" on service contracts between counties and municipalities. Adopting a Best Value Local Law allows the County to purchase from National Cooperative Contracts.

Accessibility of our contracts to other municipalities and utilizing National Cooperatives eliminates wasteful bidding or shopping, duplication of time, effort, administration costs, advertising expenses, etc. and has resulted in lower prices generated by the combined larger volume.

2021 Objectives

- Continue to expand the County's outreach on BidNet's e-procurement system to post county solicitations. This system increases exposure to County solicitations for prospective bidders, promotes widespread competition and results in better prices for Broome County.
- Continue to provide internal & external education on purchasing goods and services in accordance with General Municipal Law sections 103 and 104.
- Continue to educate local businesses on how to do business with Broome County through vendor outreach programs, MWBE and Disabled Veterans workshops.
- Continue our work with IT to implement interdepartmental paperless transactions which will greatly enhance productivity and reduce paper & copier use.
- Promote responsible use of Procurement and Travel cards within Broome County departments.
- Ensure procurement card and travel card controls are being upheld based on New York State Purchasing guidelines, County law, policies and procedures.
- Continue expanding the annual auction to include additional political sub divisions.
- In addition to the annual surplus auction, implement monthly live and on-line bidding.

2021 Budget Highlights

- Refine the processes of electronic bidding, online proposal evaluation, and contract management.
- Internal education on the use and benefits of purchasing via national cooperatives.
- External education to local businesses on the use and value of national cooperatives.
- Refine website access to the purchasing calendar, listing dates and times for training opportunities and outreach program training materials.

Purchasing 16000001

<u>Title of Position</u>	<u>Grade/Unit</u>	<u>2019 Actuals</u>	<u>As of July 6,2020 Current Authorized</u>	<u>2021 Requested</u>	<u>2021 Recommended</u>
<u>Full-Time Positions</u>					
Director of Purchasing	F Admin	1	1	1	1
Purchasing Agent	20 BAPA	0	0	1	0
Senior Buyer	15 BAPA	1	1	0	1
Buyer	14 CSEA	1	1	1	1
Total Full-Time Positions		3	3	3	3
<u>Part-Time Positions</u>					
None					
Total Part-Time Positions		0	0	0	0
Total Positions		3	3	3	3

REPORT:BP032

BROOME COUNTY GOVERNMENT
REVENUE AND APPROPRIATION SUMMARY BY DEPARTMENT

FUND: 1010 General Operating
DEPT: 16000000 Purchasing

Account	2019 Actuals	2020 Budget	2020 YTD Actuals As of 08/29/20	2021 Budget Requested	2021 Budget Recommended
0000003 Use of Money					
5000470 VENDING MACHINE	1,358	0	672	1,500	1,500
0000003 Use of Money Total	1,358	0	672	1,500	1,500
0000006 Sale of Prop and Comp for Loss					
5000518 SALE OF EQUIPMENT	24	0	0	0	0
0000006 Sale of Prop and Comp for Loss Total	24	0	0	0	0
0000007 Misc Interfund Revenues					
5000545 CREDIT CARD REBATES	115	0	6	0	0
0000007 Misc Interfund Revenues Total	115	0	6	0	0
Rev Totals for Dept.: 16000000	1,497	0	678	1,500	1,500
0000010 Personnel Service					
6001000 SALARIES FULL-TIME	141,054	145,468	94,889	156,277	148,249
6001001 SALARIES PART-TIME	12,408	0	2,629	0	0
6001002 SALARIES TEMPORARY	13,691	26,793	7,330	14,034	14,034
0000010 Personnel Service Totals	167,153	172,261	104,848	170,311	162,283
0000040 Contractual Expenditures					
6004010 BOOKS AND SUBSCRIPTIONS	75	90	0	90	90
6004012 OFFICE SUPPLIES	922	800	541	800	800
6004048 MISC OPERATIONAL SUPPLIES	80	0	0	0	0
6004105 DUES AND MEMBERSHIPS	50	240	150	240	240
6004106 GENERAL OFFICE EXPENSES	179	7,500	0	7,500	7,500
6004137 ADVERTISING AND PROMOTION EXPE	829	5,500	266	5,500	5,500
6004138 OTHER OPERATIONAL EXPENSES	266	550	0	550	550
6004161 TRAVEL HOTEL AND MEALS	921	1,600	0	1,600	1,600
6004162 EDUCATION AND TRAINING	164	800	0	800	800
6004196 COPYING MACHINE RENTALS	1,533	2,000	620	2,000	2,000

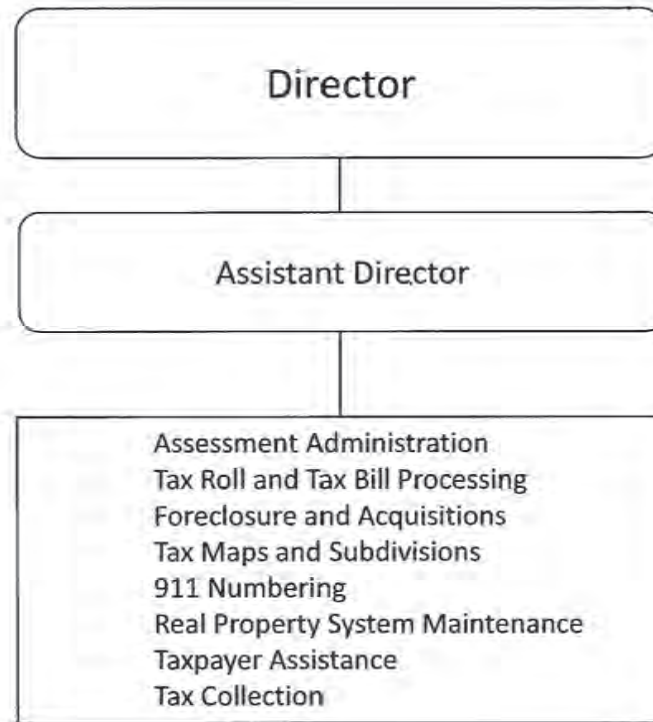
REPORT:BP032

BROOME COUNTY GOVERNMENT
REVENUE AND APPROPRIATION SUMMARY BY DEPARTMENT

FUND: 1010 General Operating
DEPT: 16000000 Purchasing

Account	2019 Actuals	2020 Budget	2020 YTD Actuals As of 08/29/20	2021 Budget Requested	2021 Budget Recommended
0000040 Contractual Expenditures Totals	5,019	19,080	1,577	19,080	19,080
0000041 Chargeback Expenses					
6004602 INSURANCE PREMIUM CHARGEBACK	182	161	161	218	218
0000041 Chargeback Expenses Totals	182	161	161	218	218
0000080 Employee Benefits					
6008001 STATE RETIREMENT	16,974	15,580	8,806	16,337	15,562
6008002 SOCIAL SECURITY	12,027	13,178	7,520	13,391	12,853
6008004 WORKERS COMPENSATION	744	790	395	921	921
6008006 LIFE INSURANCE	25	45	16	45	45
6008007 HEALTH INSURANCE	20,848	18,871	15,233	25,938	25,938
6008009 RETIREE HEALTH INSURANCE	59,957	63,589	42,393	66,768	66,768
6008010 DISABILITY INSURANCE	81	88	57	88	88
6008013 HEALTH INS - RETIRE INCENTIVE	1,571	0	0	0	0
0000080 Employee Benefits Totals	112,227	112,141	74,420	123,488	122,175
Exp Totals for Dept: 16000000	284,581	303,643	181,006	313,097	303,756
Total for Dept: 16000000	-283,084	-303,643	-180,328	-311,597	-302,256

Real Property Tax Services



Real Property Tax Services

Mission Statement

Real Property Tax Services Department is mandated by New York State Real Property Tax Law, Section 1530, and is primarily responsible for coordination of assessment administration in the towns, villages and city. Under the Broome County Charter the agency also has tax enforcement and property recording duties. The department operates with authority under the New York State Real Property Tax Laws and County Charter. Additionally, Section 1184 establishes procedures to collect taxes through an installment program, which the department administers. School taxes are collected for the Binghamton City School, Sunrise Terrace, Chenango Valley, Chenango Forks, Deposit, Johnson City, Maine-Endwell, Susquehanna Valley, Union-Endicott, and Whitney Point school districts. Property taxes are also collected for the City of Binghamton and the towns of Binghamton, Chenango, Conklin, Dickinson, Fenton, Kirkwood, Nanticoke, Union and Windsor.

Description

Assessment Administration includes the production of assessor field books, tentative and final assessment rolls, annual assessors' reports, annual exemption reports, computation of utility, special franchise, state land and railroad assessments for sixteen Towns, the City of Binghamton and seven Villages, maintenance of ownership records, assessors training and support, Board of Assessment review training, and tax error investigations for twenty-four County municipalities.

Tax Roll and Bill Processing includes tax corrections and refunds, special district relievs, tax roll balancing, collector input, tax rolls and bills for sixteen Towns, the City of Binghamton, six villages, nineteen school districts, and four hundred fifty special districts. Duties include interfacing with the NY State ORPTS filing and recording parcel information into the RPS System for proper Tax bill printing.

Foreclosure includes title searches, legal notices, mailings, court appearances, financing accounting, property inspections, tax sale auctions, and other enforcement duties, on the 86,000 properties in the county.

Taxpayer Assistance includes helping taxpayers with assessment issues, correcting errors in property tax bills, tax map problems, tax foreclosures and general assessment administration questions. The Department implements the Tax Installment Agreement Program allowing delinquent taxpayers an opportunity to pay taxes in 24 monthly installments, receiving and recording payments and issuing certificates for redemption and withdrawals.

Tax Map includes map changes by deeds including splits, combinations, filing of subdivisions, error investigations, corrections, issuing of maps to sixteen Towns, the City of Binghamton, six Villages, and sales of maps to the public, including updated accurate parcel information to the County GIS System

County Foreclosure including Social Services, title searches, preparation of legal papers, vouchers, tax searches, appraisals, court appearances, and record follow-up. Addressing and insuring proper handling of the Sellback opportunity to tax payers.

Tax Collection includes collecting, posting, daily deposit preparation, performing warrant adjustments, sending escrow receipts, assisting taxpayer and escrow companies, resolving problems and reconciliation of property tax warrants.

Installment Program includes the necessary research, implementation, collections, record-keeping, and statistical analysis to administer over 500 agreements including interacting with taxpayers both in the program and requesting to enter an agreement.

Property Management include repairs to maintain the present condition of properties, cooperating and addressing municipal code violations of County owned property and resolving tenant issues.

2021 Objectives

- Continue to assist all municipalities within Broome County with their assessment and tax collection goals. Real Property will continue to offer the service of tax collection for any municipality in the county.
- The assessment community will continue to be updated with the most current county and state legislation as it applies to the assessors.
- Internal restructuring within the department will enable the department to operate in a more efficient manner

- Enhance a tax collection software program which will handle both current and delinquent tax collection along with other functions necessary for accurate tax collection in the City.
- Continue to work and manage the Covid environment for both Staff, County Office Building Employees and the general public due to the volume of public foot traffic into the building for payment of taxes.
- Implement practices and procedures at Tax Foreclosure Auction to encourage more participation by owner occupied purchasers. Increase deposits and shorten the time frame finalize the transaction time frame of auction to transfer of title
- Implement procedures to timely address defaulted Installment agreements to affect immediate tax payment or Summary Judgment proceedings with taxpayers.

2021 Budget Highlights

- The Real Property Tax Services Department will continue to ensure that residents can pay taxes on-line with the convenience of using a credit, debit card or e-check switching vendor to Muncipay.
- In person tax payment will have a new location at the Mall in the former Sears Building. All other remote in person collection sites have been closed.
- The auction process has been restructured to include resale of the foreclosed properties in a more timely fashion along with reducing the amount of maintenance performed on the properties.

Real Property Tax Services 17000001

<u>Title of Position</u>	<u>Grade/Unit</u>	2019 <u>Actuals</u>	As of July 6,2020 <u>Authorized</u>	2021 <u>Requested</u>	2021 <u>Recommended</u>
<u>Full-Time Positions</u>					
Director of Real Property Tax Services III	H Admin	1	1	1	1
Assistant Director of Real Property Tax Services	21 Admin	0	1	1	1
Assistant Director of Real Property Tax Services	20 Admin	1	0	0	0
County Receiver of Taxes	20 BAPA	0	1	1	1
County Receiver of Taxes	19 BAPA	1	0	0	0
Tax Map Technician	18 CSEA	1	1	1	1
Real Property Manager	14 BAPA	0	1	1	1
Real Property Appraiser	18 CSEA	1	0	0	0
Real Property Tax Services Specialist	17 CSEA	0	1	1	1
Real Property Tax Services Specialist	16 CSEA	1	0	0	0
Real Property Tax Service Assistant	15 CSEA	0	1	1	1
Real Property Tax Service Assistant	14 CSEA	1	0	0	0
Title Searcher	14 CSEA	1	1	1	1
Real Property Tax Service Aide	12 CSEA	0	1	1	1
Real Property Tax Service Aide	10 CSEA	1	0	0	0
Senior Clerk	8 CSEA	1	1	1	1
Total Full-Time Positions		10	10	10	10
<u>Part-Time Positions</u>					
None					
Total Part-Time Positions		0	0	0	0
Total Positions		10	10	10	10

REPORT:BP032

BROOME COUNTY GOVERNMENT
REVENUE AND APPROPRIATION SUMMARY BY DEPARTMENT

FUND: 1010 General Operating
DEPT: 17000000 Real Property Tax Services

Account	2019 Actuals	2020 Budget	2020 YTD Actuals As of 08/29/20	2021 Budget Requested	2021 Budget Recommended
0000001 Tax Items					
5000002 GAIN FROM SALE-TAX ACQ PROPERT	1,824,144	1,300,000	99,082	1,300,000	1,300,000
0000001 Tax Items Total	1,824,144	1,300,000	99,082	1,300,000	1,300,000
0000002 Departmental Income					
5000185 DATA PROCESSING TAX SERVICES	121,491	140,000	24,529	140,000	140,000
5000227 TITLE SEARCH FEES	263,643	255,000	156,900	285,000	285,000
5000426 MISCELLANEOUS	5,811	2,000	2,209	2,000	2,000
5000441 TAX COLLECTION FEES	225,096	190,000	146,974	190,000	190,000
0000002 Departmental Income Total	616,041	587,000	330,612	617,000	617,000
0000003 Use of Money					
5000450 GAIN ON INVESTMENTS	0	0	21	0	0
5000451 INTEREST AND EARNINGS	9,293	8,000	7,563	8,000	8,000
5000460 RENTAL OF REAL PROPERTY INDIVI	24,337	35,000	1,000	2,500	2,500
0000003 Use of Money Total	33,630	43,000	8,584	10,500	10,500
0000005 Fines and Forfeitures					
5000500 FORFEITURE OF DEPOSITS	27,934	5,000	500	5,000	5,000
0000005 Fines and Forfeitures Total	27,934	5,000	500	5,000	5,000
0000006 Sale of Prop and Comp for Loss					
5000517 SALES OF REAL PROPERTY	4,000	0	3,000	0	0
0000006 Sale of Prop and Comp for Loss Total	4,000	0	3,000	0	0
0000008 State Aid					
5000803 PROPERTY TAX ADMINISTRATION	64,349	60,000	848	60,000	60,000
0000008 State Aid Total	64,349	60,000	848	60,000	60,000
Rev Totals for Dept: 17000000	2,570,098	1,995,000	442,626	1,992,500	1,992,500

REPORT:BP032

BROOME COUNTY GOVERNMENT
REVENUE AND APPROPRIATION SUMMARY BY DEPARTMENT

FUND: 1010 General Operating

DEPT: 17000000 Real Property Tax Services

Account	2019 Actuals	2020 Budget	2020 YTD Actuals As of 08/29/20	2021 Budget Requested	2021 Budget Recommended
0000010 Personnel Service					
6001000 SALARIES FULL-TIME	454,968	527,740	295,685	536,002	536,002
6001002 SALARIES TEMPORARY	62,132	52,500	28,256	45,000	45,000
0000010 Personnel Service Totals	517,100	580,240	323,941	581,002	581,002
0000040 Contractual Expenditures					
6004010 BOOKS AND SUBSCRIPTIONS	500	500	0	500	500
6004012 OFFICE SUPPLIES	4,407	4,500	1,683	4,500	4,500
6004100 POSTAGE AND FREIGHT	512	580	532	500	500
6004105 DUES AND MEMBERSHIPS	792	1,000	230	1,000	1,000
6004106 GENERAL OFFICE EXPENSES	0	5,700	4,156	5,700	5,700
6004137 ADVERTISING AND PROMOTION EXPE	10,000	13,000	2,711	10,000	10,000
6004160 MILEAGE AND PARKING-LOCAL	964	2,500	51	1,000	1,000
6004162 EDUCATION AND TRAINING	1,000	1,000	60	1,000	1,000
6004192 SOFTWARE MAINTENANCE	3,400	0	0	0	0
6004196 COPYING MACHINE RENTALS	1,210	2,500	1,640	2,500	2,500
6004584 TAX ACQUIRED PROPERTY EXPENSES	20,948	45,000	35,578	45,000	45,000
0000040 Contractual Expenditures Totals	43,733	76,280	46,641	71,700	71,700
0000041 Chargeback Expenses					
6004602 INSURANCE PREMIUM CHARGEBACK	341	300	150	404	404
6004619 BUILDING SERVICE CHARGEBACK	0	0	0	2,500	2,500
0000041 Chargeback Expenses Totals	341	300	150	2,904	2,904
0000060 Principal on Indebtedness					
6006008 PRINCIPAL ON CAPITAL LEASE	6,303	0	0	0	0
0000060 Principal on Indebtedness Totals	6,303	0	0	0	0
0000070 Interest on Indebtedness					
6007005 INTEREST ON CAPITAL LEASE	398	0	0	0	0

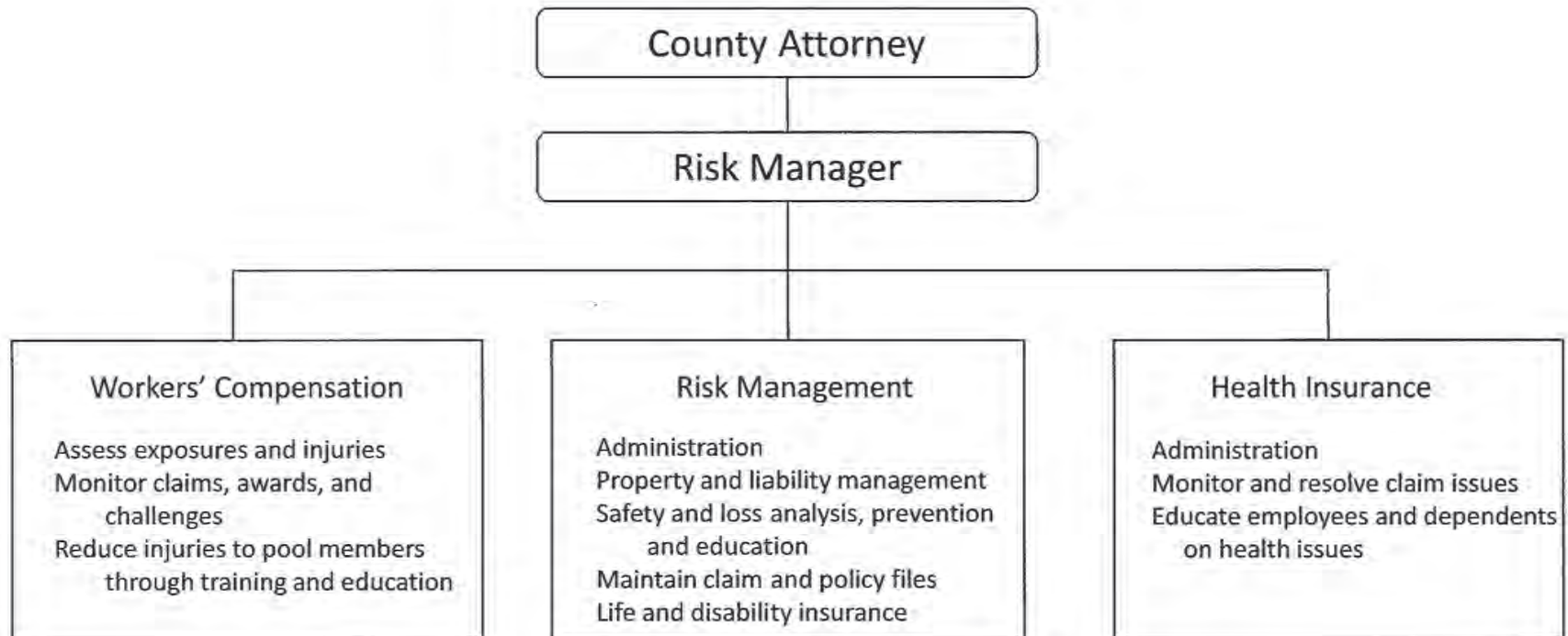
REPORT:BP032

BROOME COUNTY GOVERNMENT
REVENUE AND APPROPRIATION SUMMARY BY DEPARTMENT

FUND: 1010 General Operating
DEPT: 17000000 Real Property Tax Services

Account	2019 Actuals	2020 Budget	2020 YTD Actuals As of 08/29/20	2021 Budget Requested	2021 Budget Recommended
0000070 Interest on Indebtedness Totals	398	0	0	0	0
0000080 Employee Benefits					
6008001 STATE RETIREMENT	74,605	76,312	37,306	82,380	82,380
6008002 SOCIAL SECURITY	37,171	40,278	23,344	44,445	44,445
6008004 WORKERS COMPENSATION	14,817	13,159	6,580	12,242	12,242
6008006 LIFE INSURANCE	70	150	44	165	165
6008007 HEALTH INSURANCE	83,746	94,300	45,873	103,316	103,316
6008009 RETIREE HEALTH INSURANCE	103,265	105,491	82,656	130,166	130,166
6008010 DISABILITY INSURANCE	375	616	214	616	616
6008011 UNEMPLOYMENT INSURANCE	1,900	0	1,220	0	0
6008013 HEALTH INS - RETIRE INCENTIVE	1,360	0	0	0	0
0000080 Employee Benefits Totals	317,309	330,306	197,237	373,330	373,330
Exp Totals for Dept: 17000000	885,184	987,126	567,969	1,028,936	1,028,936
Total for Dept: 17000000	1,684,914	1,007,874	-125,343	963,564	963,564

Risk and Insurance



Risk and Insurance Risk Management

Mission Statement

To maintain an effective program of identifying, controlling, and financing risks to the county.

Description

The Office of Risk and Insurance, as part of the Law Department, is responsible for

- Risk identification through inspections and review of operations
- Risk control through enforcement of code and regulatory requirements and recommendations for risk containment
- Risk financing through commercial, funded, or unfunded programs
- Transferring risk to vendors by requiring and reviewing vendor insurance, and
- Claim investigation to aid in claim denial, settlement, or defense.

The County has been self-insured since 1979 when the Risk Management Office was established by Local Law 16 of 1979.

2021 Objectives

- Implement strategies to reduce the total cost of risk using various enterprise risk management concepts.

2021 Budget Highlights

- Continuing budget with appropriate inflationary trends.

Risk and Insurance 18010001, 18020001, 18030001
Risk Management

As of
July 6,2020

<u>Title of Position</u>	<u>Grade/Unit</u>	<u>2019 Actuals</u>	<u>Current Authorized</u>	<u>2021 Requested</u>	<u>2021 Recommended</u>
<u>Full-Time Positions</u>					
Manager of Risk and Insurance	H Admin	1	1	1	1
Workers' Compensation Analyst	22 Admin	1	1	1	1
Claims Manager	22 Admin	1	1	1	1
Safety Specialist	22 Admin	1	1	1	1
Health Insurance Analyst	22 Admin	1	1	1	1
Senior Account Clerk	10 Admin	1	1	1	1
Total Full-Time Positions		6	6	6	6
<u>Part-Time Positions</u>					
None					
Total Part-Time Positions		0	0	0	0
Total Positions		6	6	6	6

BROOME COUNTY GOVERNMENT
 REVENUE AND APPROPRIATION SUMMARY
 BY DEPARTMENT AND DIVISION

FUND: 2090 Self Insurance Operating
 DEPT: 18000000 Risk and Insurance
 DIV: 02 Risk & Insurance-Risk Mgmt

Account	2019 Actuals	2020 Budget	2020 YTD Actuals As of 08/29/20	2021 Budget Requested	2021 Budget Recommended
8000000 Risk and Insurance					
0000002 Departmental Income					
5000229 BCC CHARGES	108,767	86,309	86,309	96,603	96,603
5000300 WORKERS COMP ADMINISTRATION	196,940	205,005	0	207,371	207,371
5000301 HEALTH CARE ADMINISTRATION	144,212	152,486	0	154,889	154,889
5000306 INSURANCE CHARGEBACK	1,192,036	1,189,134	476,792	1,271,718	1,271,718
5000320 COUNTY CONTRIBUTION	86,320	100,786	62,426	108,162	108,162
5000406 ACTIVE EMPLOYEE CONTRIBUTION	125,869	120,363	106,944	122,904	122,904
0000002 Departmental Income Totals	1,854,144	1,854,083	732,471	1,961,647	1,961,647
0000003 Use of Money					
5000451 INTEREST AND EARNINGS	23,345	12,000	4,171	5,000	5,000
0000003 Use of Money Totals	23,345	12,000	4,171	5,000	5,000
0000006 Sale of Prop and Comp for Loss					
5000520 INSURANCE RECOVERIES	0	25,000	1,660	25,000	25,000
0000006 Sale of Prop and Comp for Loss Totals	0	25,000	1,660	25,000	25,000
0000007 Misc Interfund Revenues					
5000530 REFUNDS OF PRIOR YEARS EXPENDI	0	0	4,343	0	0
5000534 TRANSFER FROM INSURANCE RESERV	0	194,641	0	213,000	213,000
5000551 CHANGE IN OPEB LIABILITY	242,297	0	0	0	0
5000562 TRANSFER FROM GENERAL FUND	3,000	0	0	0	0
0000007 Misc Interfund Revenues Totals	245,297	194,641	4,343	213,000	213,000
Rev Total for Div: 1802	2,122,786	2,085,724	742,645	2,204,647	2,204,647
0000010 Personnel Service					
6001000 SALARIES FULL-TIME	368,887	380,361	218,195	382,993	382,993
6001002 SALARIES TEMPORARY	0	11,940	1,367	11,940	11,940
0000010 Personnel Service Totals	368,887	392,301	219,562	394,933	394,933

REPORT:BP033

BROOME COUNTY GOVERNMENT
REVENUE AND APPROPRIATION SUMMARY
BY DEPARTMENT AND DIVISION

FUND: 2090 Self Insurance Operating
DEPT: 18000000 Risk and Insurance
DIV: 02 Risk & Insurance-Risk Mgmt

Account	2019 Actuals	2020 Budget	2020 YTD Actuals As of 08/29/20	2021 Budget Requested	2021 Budget Recommended
0000040 Contractual Expenditures					
6004010 BOOKS AND SUBSCRIPTIONS	0	100	0	100	100
6004012 OFFICE SUPPLIES	865	700	220	700	700
6004045 TRAINING AND EDUCATIONAL SUPPL	165	500	0	455	455
6004054 SAFETY SUPPLIES	360	1,445	0	1,400	1,400
6004055 COMPUTER SOFTWARE AND SUPPLIES	0	3,000	0	3,000	3,000
6004105 DUES AND MEMBERSHIPS	60	350	176	300	300
6004106 GENERAL OFFICE EXPENSES	0	250	0	250	250
6004160 MILEAGE AND PARKING-LOCAL	0	100	0	100	100
6004162 EDUCATION AND TRAINING	265	400	285	1,500	1,500
6004169 DAY TRIP MEAL REIMBURSEMENT	40	75	40	75	75
6004196 COPYING MACHINE RENTALS	914	950	878	950	950
6004200 PROPERTY LOSS	183,612	280,000	115,588	270,000	270,000
6004201 INSURANCE PREMIUMS	338,617	317,884	20,352	381,500	381,500
6004203 INSURANCE CLAIMS	-6,455	300,000	25,639	300,000	300,000
6004204 COMPENSATION CLAIMS	2,521	10,000	5,524	10,000	10,000
6004402 LAB SERVICES	15,370	15,000	7,667	15,500	15,500
6004573 OTHER FEES FOR SERVICES	17,921	50,000	7,999	40,000	40,000
6004597 DISABILITY INSURANCE PREMIUMS	199,621	211,149	109,809	221,066	221,066
0000040 Contractual Expenditures Totals	753,876	1,191,903	294,177	1,246,896	1,246,896
0000041 Chargeback Expenses					
6004601 INDIRECT COSTS	177,215	175,812	0	229,882	229,882
6004602 INSURANCE PREMIUM CHARGEBACK	215	197	197	263	263
6004605 COUNTY ATTORNEY CHARGEBACKS	1,663	6,125	495	6,125	6,125
6004606 TELEPHONE BILLING ACCOUNT	2,577	2,589	1,409	2,935	2,935
6004609 DATA PROCESSING CHARGEBACKS	22,225	20,159	10,080	21,626	21,626
6004610 PERSONNEL SERVICES CHARGEBACKS	26,000	26,000	0	26,000	26,000
6004614 OTHER CHARGEBACK EXPENSES	0	8	35	26	26
6004617 DUPLICATING/PRINTING CHARGEBAC	1,597	1,889	908	1,784	1,784
6004618 OFFICE SUPPLIES CHARGEBACK	6,597	6,828	2,547	6,127	6,127
0000041 Chargeback Expenses Totals	238,089	239,607	15,671	294,768	294,768
0000080 Employee Benefits					
6008001 STATE RETIREMENT	57,108	61,927	32,240	63,461	63,461
6008002 SOCIAL SECURITY	25,961	30,011	15,359	30,212	30,212
6008004 WORKERS COMPENSATION	1,593	2,053	1,027	1,876	1,876

REPORT:BP033

BROOME COUNTY GOVERNMENT
 REVENUE AND APPROPRIATION SUMMARY
 BY DEPARTMENT AND DIVISION

FUND: 2090 Self Insurance Operating
 DEPT: 18000000 Risk and Insurance
 DIV: 02 Risk & Insurance-Risk Mgmt

Account	2019 Actuals	2020 Budget	2020 YTD Actuals As of 08/29/20	2021 Budget Requested	2021 Budget Recommended
6008006 LIFE INSURANCE	49	90	32	90	90
6008007 HEALTH INSURANCE	86,811	90,548	55,838	95,074	95,074
6008008 CHANGE IN OPEB LIABILITY	163,089	0	0	0	0
6008009 RETIREE HEALTH INSURANCE	69,490	77,284	49,103	77,337	77,337
0000080 Employee Benefits Totals	404,101	261,913	153,599	268,050	268,050
Exp Total for Div: 1802	1,764,953	2,085,724	683,009	2,204,647	2,204,647
Total for Div: 18000000	357,833	0	59,636	0	0

REPORT:BP033

BROOME COUNTY GOVERNMENT
 REVENUE AND APPROPRIATION SUMMARY
 BY DEPARTMENT AND DIVISION

FUND: 2090 Self Insurance Operating
 DEPT: 18000000 Risk and Insurance
 DIV: 02 Risk & Insurance-Risk Mgmt

Account	2019 Actuals	2020 Budget	2020 YTD Actuals As of 08/29/20	2021 Budget Requested	2021 Budget Recommended
Total for Dept: 18000000	357,833	0	59,636	0	0

Risk and Insurance

Health Insurance

Mission Statement

Provide a cost-effective alternative to commercial health insurance for eligible current and former county employees.

Description

The Health Insurance Fund, established by Resolution 81-298, is an Internal Services Fund providing health claims administration including in-patient and out-patient medical treatment, and prescription drug coverage.

2021 Objectives

- Continue exploring cost savings through increased administrative efficiency.
- Closely monitor and manage high cost claimants of the Plan to keep cost minimal.

2021 Budget Highlights

- Continuing budget with appropriate inflationary trends.

REPORT:BP033

BROOME COUNTY GOVERNMENT
REVENUE AND APPROPRIATION SUMMARY
BY DEPARTMENT AND DIVISION

FUND: 2080 Health Insurance Operating
DEPT: 18000000 Risk and Insurance
DIV: 01 Risk & Insurance-Health Ins

Account	2019 Actuals	2020 Budget	2020 YTD Actuals As of 08/29/20	2021 Budget Requested	2021 Budget Recommended
8000000 Risk and Insurance					
0000002 Departmental Income					
5000229 BCC CHARGES	9,537,938	9,944,671	6,178,785	10,766,300	10,766,300
5000320 COUNTY CONTRIBUTION	29,315,102	30,742,950	20,301,141	32,091,729	32,091,729
5000406 ACTIVE EMPLOYEE CONTRIBUTION	3,932,459	4,132,293	2,712,746	4,284,710	4,284,710
5000407 RETIREE CONTRIBUTION	3,049,359	3,216,777	1,984,613	3,568,421	3,568,421
5000408 SURVIVOR & VESTED CONTRIBUTION	172,777	210,429	104,553	226,342	226,342
5000409 COBRA CONTRIBUTION	29,089	2,000	21,316	2,000	2,000
5000426 MISCELLANEOUS	2,130	0	0	0	0
0000002 Departmental Income Totals	46,038,854	48,249,120	31,303,154	50,939,502	50,939,502
0000003 Use of Money					
5000451 INTEREST AND EARNINGS	62,280	40,000	11,803	14,000	14,000
0000003 Use of Money Totals	62,280	40,000	11,803	14,000	14,000
0000007 Misc Interfund Revenues					
5000530 REFUNDS OF PRIOR YEARS EXPENDI	423,819	0	551	0	0
5000542 PRESCRIPTION REBATES	6,616,338	2,750,000	2,717,864	4,000,000	4,000,000
5000545 CREDIT CARD REBATES	2	0	9	0	0
5000546 Trust Account Inflows	6,748	0	0	0	0
0000007 Misc Interfund Revenues Totals	7,046,907	2,750,000	2,718,424	4,000,000	4,000,000
0000009 Federal Aid					
5000959 EGWP SUBSIDY	1,003,421	820,000	639,023	850,000	850,000
0000009 Federal Aid Totals	1,003,421	820,000	639,023	850,000	850,000
Rev Total for Div: 1801	54,151,462	51,859,120	34,672,404	55,803,502	55,803,502
0000040 Contractual Expenditures					
6004010 BOOKS AND SUBSCRIPTIONS	0	199	0	199	199
6004012 OFFICE SUPPLIES	591	950	125	950	950
6004105 DUES AND MEMBERSHIPS	0	100	0	100	100

REPORT:BP033

BROOME COUNTY GOVERNMENT
 REVENUE AND APPROPRIATION SUMMARY
 BY DEPARTMENT AND DIVISION

FUND: 2080 Health Insurance Operating
 DEPT: 18000000 Risk and Insurance
 DIV: 01 Risk & Insurance-Health Ins

Account	2019 Actuals	2020 Budget	2020 YTD Actuals As of 08/29/20	2021 Budget Requested	2021 Budget Recommended
6004137 ADVERTISING AND PROMOTION EXPE	54	0	0	0	0
6004150 CASE ASSESSMENT	253,545	261,152	174,101	268,986	268,986
6004161 TRAVEL HOTEL AND MEALS	0	1,500	0	1,500	1,500
6004207 PRESCRIPTION DRUGS	17,590,027	18,825,972	11,717,969	19,485,265	19,485,265
6004208 MEDICAL CARE	10,206,806	10,130,798	5,932,036	10,932,293	10,932,293
6004209 HOSPITAL CARE	14,512,328	14,330,035	8,427,771	15,025,558	15,025,558
6004211 PART C PREMIUMS	1,470,194	1,162,800	693,570	1,362,800	1,362,800
6004257 SERVICES TO PARTICIPANTS	8,008,647	8,230,606	3,816,877	8,600,185	8,600,185
6004403 MEDICARE CREDITS	2,946	2,402	1,487	2,059	2,059
6004503 ACTUARY CONSULTANT	0	100,000	0	100,000	100,000
6004507 ACA PCORI FEE	7,040	0	0	0	0
6004569 CLAIMS ADMINISTRATION	1,992,480	2,258,296	1,157,788	2,125,388	2,125,388
6004573 OTHER FEES FOR SERVICES	31,500	31,500	21,000	31,500	31,500
0000040 Contractual Expenditures Totals	54,076,158	55,336,310	31,942,724	57,936,783	57,936,783
0000041 Chargeback Expenses					
6004605 COUNTY ATTORNEY CHARGEBACKS	1,163	35,000	788	35,000	35,000
6004610 PERSONNEL SERVICES CHARGEBACKS	199,167	209,528	0	218,071	218,071
6004614 OTHER CHARGEBACK EXPENSES	0	4,000	4,000	4,000	4,000
0000041 Chargeback Expenses Totals	200,330	248,528	4,788	257,071	257,071
Exp Total for Div: 1801	54,276,488	55,584,838	31,947,512	58,193,854	58,193,854
Total for Div: 18000000	-125,026	-3,725,718	2,724,892	-2,390,352	-2,390,352

REPORT:BP033

BROOME COUNTY GOVERNMENT
 REVENUE AND APPROPRIATION SUMMARY
 BY DEPARTMENT AND DIVISION

FUND: 2080 Health Insurance Operating
 DEPT: 18000000 Risk and Insurance
 DIV: 01 Risk & Insurance-Health Ins

Account	2019 Actuals	2020 Budget	2020 YTD Actuals As of 08/29/20	2021 Budget Requested	2021 Budget Recommended
Total for Dept: 18000000	-125,026	-3,725,718	2,724,892	-2,390,352	-2,390,352

Risk and Insurance
Workers' Compensation

Mission Statement

To provide a professionally managed workers' compensation program for Broome County and participating municipalities in accordance with Local Laws 1 of 1956 and 10 of 1974.

Description

- Provides claims administration and pays all workers' compensation indemnity and medical claims as well as state assessments.
- Processes all requests for coverage under the 207-C General Municipal Law, arranges hearings, and reviews determinations when appropriate.
- Processes claims for the county as well as fourteen participating municipalities. Cost for the county and participating municipalities are levied by legislative resolution.
- It is accounted for as an Internal Service Fund and was established in 1956 by Local Law 1 of 1956.

2021 Objectives

- Closely monitor the effects of the 2020 COVID-19 Pandemic as it relates to injury and medical trends. In addition, evaluate New York State legislation and how the New York State Workers' Compensation Board will determine coverage and requirements placed on employers.

Continue to utilize aggressive nurse case management to provide the appropriate medical care to claimants and control costs.

- Keep current on proposed legislation that may have a financial impact on our program.

2021 Budget Highlights

- Workers' Compensation Average Weekly Wage will change resulting in an increase in the maximum benefit. The new rate for 7/1/20 to 7/1/21 increased from \$934.11 per week to \$966.78 per week, but is not anticipated to have a large impact on the budget.
- Electronic filing of forms will continue to be closely monitored and we will continue to pursue our goal of 100% timely filing by working with employers. This requires a quicker response time from employees, Supervisors, Broome County and our Third Party Administrator. Penalties will be assessed against employers who fail to meet these standards.

REPORT:BP033

BROOME COUNTY GOVERNMENT
REVENUE AND APPROPRIATION SUMMARY
BY DEPARTMENT AND DIVISION

FUND: 2100 Workers Comp Operating
DEPT: 18000000 Risk and Insurance
DIV: 03 Risk & Insurance-Workers Comp

Account	2019 Actuals	2020 Budget	2020 YTD Actuals As of 08/29/20	2021 Budget Requested	2021 Budget Recommended
8000000 Risk and Insurance					
0000002 Departmental Income					
5000229 BCC CHARGES	297,043	292,512	292,512	296,336	296,336
5000300 WORKERS COMP ADMINISTRATION	14,051	21,800	0	21,800	21,800
5000320 COUNTY CONTRIBUTION	2,626,396	2,679,736	1,135,719	2,653,534	2,653,534
5000334 WORKERS COMPENSATION - OTHER G	53,938	109,000	0	109,000	109,000
5000405 PARTICIPANTS ASSESSMENTS	655,068	721,518	721,519	743,700	743,700
0000002 Departmental Income Totals	3,646,496	3,824,566	2,149,750	3,824,370	3,824,370
0000003 Use of Money					
5000451 INTEREST AND EARNINGS	55,724	35,000	11,072	14,000	14,000
0000003 Use of Money Totals	55,724	35,000	11,072	14,000	14,000
0000007 Misc Interfund Revenues					
5000530 REFUNDS OF PRIOR YEARS EXPENDI	367,822	202,000	150,543	223,000	223,000
0000007 Misc Interfund Revenues Totals	367,822	202,000	150,543	223,000	223,000
Rev Total for Div: 1803	4,070,042	4,061,566	2,311,365	4,061,370	4,061,370
0000040 Contractual Expenditures					
6004010 BOOKS AND SUBSCRIPTIONS	101	210	108	210	210
6004012 OFFICE SUPPLIES	0	200	0	200	200
6004041 PHOTOGRAPHIC SUPPLIES	0	100	0	100	100
6004048 MISC OPERATIONAL SUPPLIES	95	250	96	250	250
6004054 SAFETY SUPPLIES	0	335	0	335	335
6004100 POSTAGE AND FREIGHT	0	75	0	75	75
6004105 DUES AND MEMBERSHIPS	55	55	55	55	55
6004106 GENERAL OFFICE EXPENSES	0	250	0	250	250
6004150 CASE ASSESSMENT	42,663	47,946	27,969	49,384	49,384
6004161 TRAVEL HOTEL AND MEALS	0	940	0	940	940
6004204 COMPENSATION CLAIMS	1,278,908	1,410,000	698,255	1,410,000	1,410,000
6004205 MEDICAL CARE AND TREATMENT-COM	774,661	1,075,000	326,453	1,075,000	1,075,000
6004206 STATE WORKERS COMP ASSESSMENT	310,738	425,000	216,887	425,000	425,000
6004210 SETTLEMENT PAYMENTS	76,344	175,000	0	176,000	176,000

REPORT:BP033

BROOME COUNTY GOVERNMENT
 REVENUE AND APPROPRIATION SUMMARY
 BY DEPARTMENT AND DIVISION

FUND: 2100 Workers Comp Operating
 DEPT: 18000000 Risk and Insurance
 DIV: 03 Risk & Insurance-Workers Comp

Account	2019 Actuals	2020 Budget	2020 YTD Actuals As of 08/29/20	2021 Budget Requested	2021 Budget Recommended
6004538 LEGAL CHARGES AND FEES	19,760	33,000	16,966	33,000	33,000
6004569 CLAIMS ADMINISTRATION	82,000	84,000	54,913	84,000	84,000
6004573 OTHER FEES FOR SERVICES	15,889	54,200	15,462	54,200	54,200
6004582 JUDGEMENTS AND CLAIMS	337,251	450,000	255,647	450,000	450,000
6004595 TRANSFER TO RESERVE	0	95,000	0	90,000	90,000
0000040 Contractual Expenditures Totals	2,938,465	3,851,561	1,612,811	3,848,999	3,848,999
0000041 Chargeback Expenses					
6004601 INDIRECT COSTS	5,000	5,000	0	5,000	5,000
6004610 PERSONNEL SERVICES CHARGEBACKS	196,940	205,005	0	207,371	207,371
0000041 Chargeback Expenses Totals	201,940	210,005	0	212,371	212,371
0000080 Employee Benefits					
6008005 WORKERS COMP LT LIABILITY	-637,008	0	0	0	0
0000080 Employee Benefits Totals	-637,008	0	0	0	0
Exp Total for Div: 1803	2,503,397	4,061,566	1,612,811	4,061,370	4,061,370
Total for Div: 18000000	1,566,645	0	698,554	0	0

REPORT:BP033

BROOME COUNTY GOVERNMENT
 REVENUE AND APPROPRIATION SUMMARY
 BY DEPARTMENT AND DIVISION

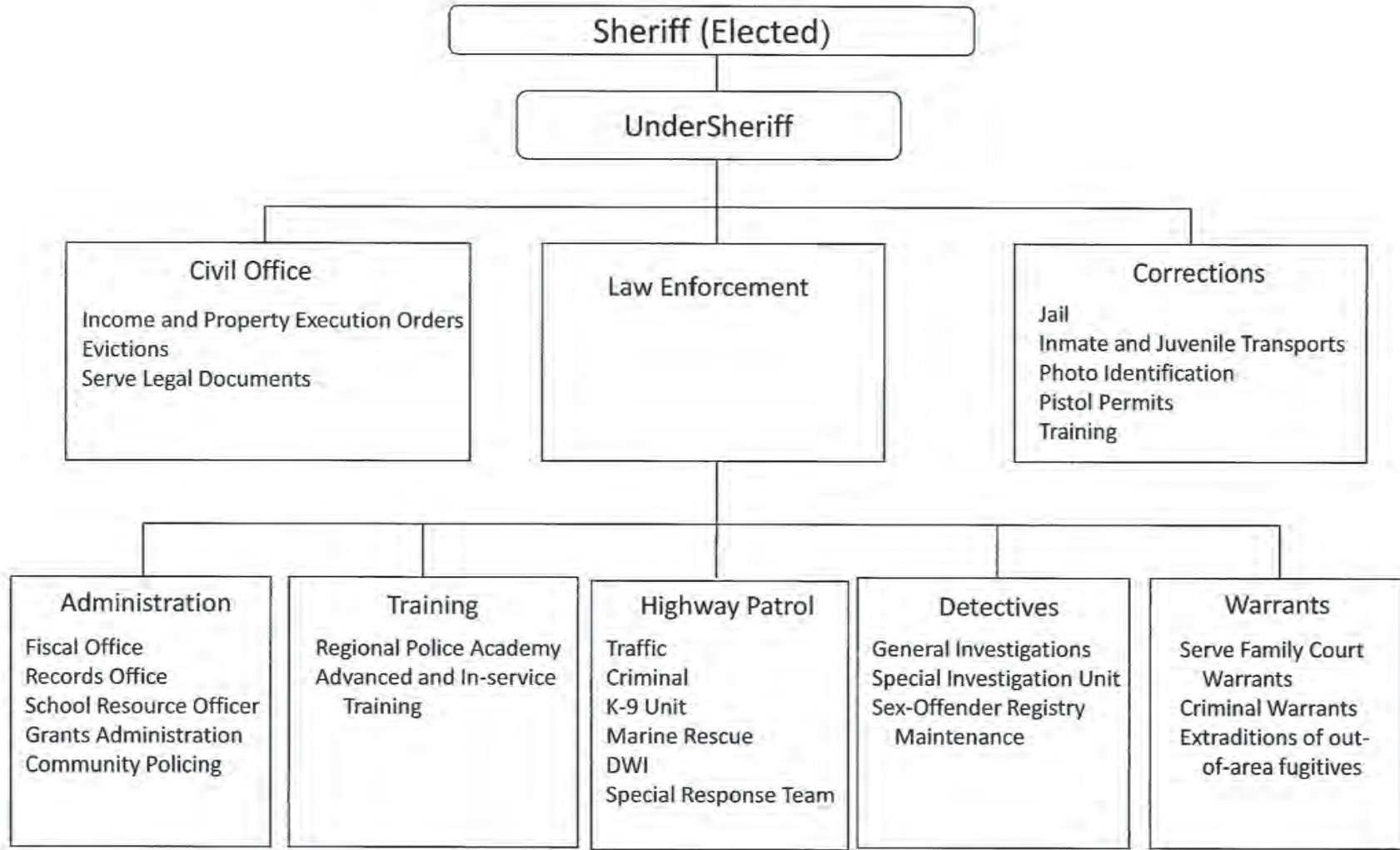
FUND: 2100 Workers Comp Operating
 DEPT: 18000000 Risk and Insurance
 DIV: 03 Risk & Insurance-Workers Comp

Account	2019 Actuals	2020 Budget	2020 YTD Actuals As of 08/29/20	2021 Budget Requested	2021 Budget Recommended
Total for Dept: 18000000	1,566,645	0	698,554	0	0

Public Safety

<u>Department/Division</u>	<u>Page</u>
Sheriff	
Corrections	158
Law Enforcement	166
Emergency Services	
Operations	174
911—Emergency Services	181
Emergency Medical Training	187
Probation	
Probation	190
Security	196
Stop-DWI	203

Sheriff



Sheriff/Corrections

Mission Statement

The Corrections Division is required to comply with NYS Correction Law, Title IX of Executive Law Part 7000 (NYSCOC Minimum Standards) and NYS Sheriff's Association Accreditation Standards. The Corrections Division shall operate in compliance with applicable Federal laws and both Federal and NYS case law.

- Operate a cost-effective and staff efficient correctional facility;
- Maintain a safe and secure atmosphere for staff, civilian personnel and inmates;
- Maintain a humane correctional environment by providing programs and services to criminal offenders.
- Securely, safely and humanely keep all prisoners committed to the custody of the Sheriff, and to offer those offenders opportunities for self-improvement.
- Comply with federal and state laws which govern our facility;
- Demonstrate the highest level of ethical and professional standards in our operations by holding ourselves accountable to the public;
- Work in cooperation with law enforcement agencies, governmental entities and members of the community.

Description

The Corrections Division operates the Broome County Sheriff's Correctional Facility located at 155 Lt. VanWinkle Dr., Binghamton, NY. Inmate supervision is accomplished through "direct supervision" management requiring Corrections Officers to constantly intermingle with offenders. This management concept has resulted in lower costs

to the County in terms of vandalism, injuries and other factors associated with jail operations.

The Correctional Facility underwent an expansion project during 2016, increasing the facility capacity to 600 beds and providing an expanded and modernized medical unit.

2021 Objectives

The Sheriff's Office has requested the following enhancements in the 2021 Budget:

- Continue to increase the effectiveness of the Corrections Division through Federal and NYS case law.
- Continue the use of double ceiling, where possible, to control costs.
- Use of available cell space to generate revenue by housing prisoners for the U.S. Marshals Service, U.S. Immigration and Customs Enforcement and other New York counties.
- Continued tracking of New York State reimbursement and compliance with law regarding the reimbursements and removal from County custody of State-Ready inmates.
- Continue internal programs to impact local criminal recidivism while maintaining current budgetary spending.
- Work with area medical service providers to implement a cost-effective opioid treatment plan option for released inmates.

2021 Budget Highlights

- Maintain current spending trend while continuing to generate revenue to offset operational cost.
- Work with the New York State Office of Mental Health, to improve our efficiencies with mentally ill inmates who need hospitalizations.
- Provide appropriate jail staffing in compliance with State-mandated levels for the jail and medical unit facilities.
- Comply with the provisions of the State 'Raise the Age' legislation governing the detention of individuals less than 18 years of age in an adult correctional facility.
- Continue to work with the Sixth Judicial District, the Broome County Public Defender's Office, the Broome County District Attorney's Office, and all local police agencies and criminal courts by providing the Centralized Arraignment Part Court within the jail.

Sheriff/Corrections 23010003

<u>Title of Position</u>	<u>Grade/Unit</u>	<u>2019</u>	As of July 6, 2020 <u>Current Authorized</u>	<u>2021 Requested</u>	<u>2021 Recommended</u>
<u>Full-Time Positions</u>					
Corrections Major	28 BAPA	1	1	1	1
Corrections Captain	26 BAPA	1	1	1	1
Corrections Lieutenant	AFSCME	8	8	8	8
Corrections Sergeant	AFSCME	17	17	17	17
Corrections Officer */	AFSCME	159	159	159	159
Inmate Records Clerk	10 CSEA	2	2	2	2
Keyboard Specialist	8 CSEA	2	2	2	2
Laundry Worker	6 CSEA	1	1	1	1
Library Clerk	5 CSEA	1	1	1	1
Total Full-Time Positions		192	192	192	192
<u>Part-Time Positions</u>					
Chaplain	NA	2	2	2	2
Total Part-Time Positions		2	2	2	2
Total Positions		194	194	194	194

* One position unfunded since 2012

REPORT:BP033

BROOME COUNTY GOVERNMENT
REVENUE AND APPROPRIATION SUMMARY
BY DEPARTMENT AND DIVISION

FUND: 1010 General Operating
DEPT: 23000000 Sheriff
DIV: 01 Sheriff-Corrections

Account	2019 Actuals	2020 Budget	2020 YTD Actuals As of 08/29/20	2021 Budget Requested	2021 Budget Recommended
3000000 Sheriff					
0000002 Departmental Income					
5000113 SHERIFF FEES	6	0	0	0	0
5000114 SHERIFF ID FEES	7,119	7,350	3,550	7,300	7,300
5000117 OTHER PUB SAFETY DEPT INCOME	6,115	6,000	0	0	0
5000208 RESTITUTION/REPARATION SURCHAR	11,999	9,000	2,964	7,800	7,800
5000323 OTHER LOCAL GOVERNMENTS	370,735	140,000	-1,593	0	0
5000333 OTHER DEPARTMENTAL CHARGEBACK	43,147	150,000	7,547	150,000	150,000
0000002 Departmental Income Totals	439,121	312,350	12,468	165,100	165,100
0000004 Licenses and Permits					
5000480 PISTOL PERMITS	28,175	37,000	25,645	35,000	35,000
0000004 Licenses and Permits Totals	28,175	37,000	25,645	35,000	35,000
0000007 Misc Interfund Revenues					
5000530 REFUNDS OF PRIOR YEARS EXPENDI	696	0	55,753	0	0
5000534 TRANSFER FROM INSURANCE RESERV	74,106	12,836	21,407	0	0
5000546 Trust Account Inflows	305,849	0	0	0	0
0000007 Misc Interfund Revenues Totals	380,651	12,836	77,160	0	0
0000008 State Aid					
5000816 FELONY PRISONERS	28,514	27,000	5,937	27,000	27,000
0000008 State Aid Totals	28,514	27,000	5,937	27,000	27,000
0000009 Federal Aid					
5000922 OTHER FEDERAL AID	48,400	40,000	13,200	28,000	28,000
5000948 U. S. MARSHALL JAIL FACILITY	574,226	450,000	650,138	725,000	725,000
0000009 Federal Aid Totals	622,626	490,000	663,338	753,000	753,000
Rev Total for Div: 2301	1,499,087	879,186	784,548	980,100	980,100

REPORT:BP033

BROOME COUNTY GOVERNMENT
 REVENUE AND APPROPRIATION SUMMARY
 BY DEPARTMENT AND DIVISION

FUND: 1010 General Operating
 DEPT: 23000000 Sheriff
 DIV: 01 Sheriff-Corrections

Account	2019 Actuals	2020 Budget	2020 YTD Actuals As of 08/29/20	2021 Budget Requested	2021 Budget Recommended
0000010 Personnel Service					
6001000 SALARIES FULL-TIME	11,147,193	12,031,875	7,140,615	11,949,704	11,949,704
6001001 SALARIES PART-TIME	9,220	27,533	2,014	27,639	27,639
6001002 SALARIES TEMPORARY	37,405	31,860	19,042	33,750	33,750
6001003 SALARIES OVERTIME	2,437,284	2,500,000	998,143	1,700,000	1,700,000
6001004 SALARIES SHIFT DIFFERENTIAL	176,699	170,100	104,068	169,290	169,290
6001005 DISABILITY 207C	187,321	137,791	117,859	141,236	141,236
6001008 STAND-BY PAY	480	0	1,383	0	0
6001009 OTHER PERSONNEL SERVICES	35,725	41,200	167	43,400	43,400
6001012 HOLIDAY OVERTIME PAY	694,753	698,100	343,143	727,289	727,289
0000010 Personnel Service Totals	14,726,080	15,638,459	8,726,434	14,792,308	14,792,308
0000040 Contractual Expenditures					
6004010 BOOKS AND SUBSCRIPTIONS	946	925	778	960	960
6004012 OFFICE SUPPLIES	17,038	18,000	7,099	18,540	18,540
6004021 BLDG MAINTENANCE SUPPLIES	11,990	8,500	2,042	8,500	8,500
6004023 BLDG AND GROUNDS SUPPLIES	37,119	40,000	20,158	45,000	45,000
6004032 HSLD LAUNDRY & CLEANING SUPPLI	36,242	50,000	19,112	40,000	40,000
6004033 CLOTHING AND INMATE SUPPLIES	87,151	65,000	22,928	75,000	75,000
6004041 PHOTOGRAPHIC SUPPLIES	2,674	4,100	2,118	4,100	4,100
6004044 QUARTERMASTER SUPPLIES	4,465	17,500	470	17,500	17,500
6004045 TRAINING AND EDUCATIONAL SUPPL	19,970	25,000	5,592	25,000	25,000
6004046 GAS OIL GREASE AND DIESEL FUEL	3,304	3,300	696	3,000	3,000
6004048 MISC OPERATIONAL SUPPLIES	19,451	28,152	19,366	30,000	30,000
6004053 RECREATIONAL AND ACTIVITY SUPP	0	200	0	200	200
6004055 COMPUTER SOFTWARE AND SUPPLIES	590	0	0	24,500	24,500
6004056 COMPUTER EQUIPMENT(NON CAPITAL	576	0	1,497	3,500	3,500
6004061 ENVIRONMENTAL HEALTH SUPPLIES	0	1,000	0	5,000	5,000
6004062 MEDICAL LAB & CLINIC SUPPLIES	3,629	4,500	2,724	4,800	4,800
6004100 POSTAGE AND FREIGHT	286	100	31	100	100
6004105 DUES AND MEMBERSHIPS	3,000	3,350	0	3,350	3,350
6004106 GENERAL OFFICE EXPENSES	455	850	455	830	830
6004117 BUILDING AND GROUNDS EXPENSES	41,520	41,544	25,412	42,900	42,900
6004121 LAUNDRY AND DRY CLEANING EXPEN	12,836	20,400	6,673	12,813	12,813
6004123 MEDICAL HOSPITAL AND LAB EXPEN	4,419	4,700	1,799	4,700	4,700
6004124 INMATE EXPENSE-OTHER FACILITIE	105,712	120,000	111,259	416,412	416,412
6004125 RELIGIOUS EXPENSES	85,485	87,600	58,700	90,692	90,692
6004136 OPERATIONAL EQUIPMENT REPAIRS	1,931	4,500	992	4,500	4,500
6004138 OTHER OPERATIONAL EXPENSES	2,886	11,000	8,152	11,000	11,000
6004139 Trust Account OutFlows	54,024	0	0	0	0
6004161 TRAVEL HOTEL AND MEALS	11,665	4,750	1,420	4,750	4,750

REPORT:BP033

BROOME COUNTY GOVERNMENT
REVENUE AND APPROPRIATION SUMMARY
BY DEPARTMENT AND DIVISION

FUND: 1010 General Operating
DEPT: 23000000 Sheriff
DIV: 01 Sheriff-Corrections

Account	2019 Actuals	2020 Budget	2020 YTD Actuals As of 08/29/20	2021 Budget Requested	2021 Budget Recommended
6004162 EDUCATION AND TRAINING	6,380	1,500	1,604	1,500	1,500
6004165 ADVISORY BD/TRUSTEES EXPENSES	391	1,000	0	1,000	1,000
6004168 OTHER PERSONNEL EXPENSES	443	750	691	1,000	1,000
6004169 DAY TRIP MEAL REIMBURSEMENT	5,842	5,000	1,738	5,000	5,000
6004192 SOFTWARE MAINTENANCE	5,250	0	0	0	0
6004196 COPYING MACHINE RENTALS	7,740	9,876	7,520	9,876	9,876
6004200 PROPERTY LOSS	66,444	16,699	20,691	0	0
6004203 INSURANCE CLAIMS	7,662	612	716	0	0
6004402 LAB SERVICES	0	500	0	500	500
6004406 MEDICAL AND HOSPITAL SERVICES	69,019	450,000	347,483	962,114	962,114
6004411 PHYSICIAN SERVICES	7,498	9,200	5,376	10,628	10,628
6004413 OTHER HEALTH AND MEDICAL SERVI	3,836,936	3,814,146	1,958,933	3,811,670	3,811,670
6004573 OTHER FEES FOR SERVICES	101	200	187	200	200
6004588 INTEREST AND PENALTIES	22	0	0	0	0
6004593 OTHER GOVERNMENTS PAYMENTS	138,186	357,000	117,249	209,951	209,951
0000040 Contractual Expenditures Totals	4,721,278	5,231,454	2,781,661	5,911,086	5,911,086
0000041 Chargeback Expenses					
6004603 FOOD SERVICE CHARGEBACK SPECIA	454	0	44	0	0
6004609 DATA PROCESSING CHARGEBACKS	25,000	25,000	12,500	25,000	25,000
6004614 OTHER CHARGEBACK EXPENSES	38,543	54,053	5,979	47,776	47,776
6004625 FOOD SERVICE CHARGEBACKS	868,190	896,347	305,737	781,547	781,547
0000041 Chargeback Expenses Totals	932,187	975,400	324,260	854,323	854,323
0000060 Principal on Indebtedness					
6006008 PRINCIPAL ON CAPITAL LEASE	2,878	0	0	0	0
0000060 Principal on Indebtedness Totals	2,878	0	0	0	0
0000070 Interest on Indebtedness					
6007005 INTEREST ON CAPITAL LEASE	851	0	0	0	0
0000070 Interest on Indebtedness Totals	851	0	0	0	0
0000080 Employee Benefits					
6008001 STATE RETIREMENT	2,546,775	2,713,999	1,240,401	2,648,001	2,648,001
6008002 SOCIAL SECURITY	1,077,224	1,212,410	628,792	1,177,506	1,177,506

REPORT:BP033

BROOME COUNTY GOVERNMENT
 REVENUE AND APPROPRIATION SUMMARY
 BY DEPARTMENT AND DIVISION

FUND: 1010 General Operating
 DEPT: 23000000 Sheriff
 DIV: 01 Sheriff-Corrections

Account	2019 Actuals	2020 Budget	2020 YTD Actuals As of 08/29/20	2021 Budget Requested	2021 Budget Recommended
6008004 WORKERS COMPENSATION	426,994	444,632	222,316	454,637	454,637
6008006 LIFE INSURANCE	1,492	2,865	928	2,865	2,865
6008007 HEALTH INSURANCE	2,076,616	2,289,369	1,328,932	2,429,076	2,429,076
6008009 RETIREE HEALTH INSURANCE	1,156,788	1,233,656	816,630	1,313,381	1,313,381
6008010 DISABILITY INSURANCE	22,112	27,978	16,644	33,102	33,102
6008013 HEALTH INS - RETIRE INCENTIVE	3,861	0	0	0	0
0000080 Employee Benefits Totals	7,311,862	7,924,909	4,254,643	8,058,568	8,058,568
0000090 Transfers					
6009002 TRANSFER TO GRANT FUND	33,734	30,019	23,019	38,539	38,539
0000090 Transfers Totals	33,734	30,019	23,019	38,539	38,539
Exp Total for Div: 2301	27,728,870	29,800,241	16,110,017	29,654,824	29,654,824
Total for Div: 23000000	-26,229,783	-28,921,055	-15,325,469	-28,674,724	-28,674,724

Sheriff/Law Enforcement

includes: Administration, Highway Patrol, Training, Detectives Unit and the Civil Division

Mission Statement

The Office of the Sheriff, to meet its responsibilities to the public, establishes the following as a statement of commitment. It is the mission of the Office of the Sheriff to:

- Fairly and impartially enforce all duly constituted laws of New York State and Broome County.
- Investigate, identify, apprehend and assist in prosecuting offenders using modern police methods and technologies.
- Respond quickly, efficiently and professionally to all reported crimes, emergencies, disasters and any other calls for service made by the public.
- Offer all employees the ability to improve their performance and experience through professional training while providing the public opportunities of involvement and education.
- Promulgate a safe work environment within the confines of the nature of the work.
- Cooperate with surrounding police and correctional agencies in training and enforcement to create an improved criminal justice system.
- Cooperate with all county agencies to improve the County and community while providing services at a cost-effective level.

Description

The Administrative Division enforces Broome County's policies and procedures governing intake and distribution of funds on behalf of the Sheriff's Office. This includes all purchasing, accounts payable, and payroll operations for the agency. They maintain Inmate and commissary records in accordance with bookkeeping rules and regulations. The records section processes and maintains records of all incidents and accidents.

The Highway Patrol Division is responsible 24 hours a day for patrolling 350 miles of county roads, 1008 miles of state highways and 927 miles of town roads. Patrol is the primary law enforcement for 52% of the residents of Broome County. It serves as the primary backup for five municipal agencies within Broome County.

A vital part of the Highway Patrol Division is the Community Policing function, which provides the following services:

School Resource Officer (SRO):

- During the school year, serves as active SRO to both Chenango Valley and Maine-Endwell Schools, comprising eight different buildings spread out in different townships. The SRO spends 4-6 hours a day within any of the schools and/or in the school zone. Part of this time is spent conducting traffic enforcement within the school zone and following buses. While in the schools, the SRO will leave for Broome County Sheriff's Office and 911 calls if available. The SRO teaches various classes upon request (drug education, bullying, law/Govt. classes), and will assist at other school districts upon request (for

complaints and education). The SRO spends an equal amount of time in the high school, middle school and primary schools he/she serves.

- **Community Outreach:**
Assist with any new or existing neighborhood watch groups.
Assist with any recruitment (patrol, corrections, civil).
Assist with social media (Facebook, Twitter, Flick, You Tube).
- **Police Traffic Services (PTS):**
Coordinate speed-trailer locations, analyze the data from these trailers and provide to Highway Patrol.
Manage the PTS and Motorcycle Safety Grants through the Governor’s Traffic Safety Committee (GTSC).

The Detective Division is responsible for the investigation of crimes as well as matters that cannot be effectively investigated by the Patrol Division members due to their complexity. It is responsible for initiation of investigations pertaining to narcotics trafficking and vice-related crimes. Detectives interview suspects, witnesses and informants with the objective of developing information on reported or suspected criminal activity. Detectives are also responsible for the preparation and submission of case reports for prosecution. Detectives work closely with the Broome County District Attorney’s Office as well as local, state and federal agencies to solve crimes and apprehend offenders. The division is also responsible for the management and execution of arrest warrants issued by Broome County Supreme Court, Family Court, and local criminal courts throughout the county and the extradition of prisoners from other states.

The Training Division operates the Broome County Sheriff’s Law Enforcement Academy which provides for all State mandated and in-

service training within the Broome County Sheriff’s Office. The Academy also serves as the central training point for Zone 6, which encompasses forty police agencies in a seven-county region. Training conducted at the Academy includes: firearms, defensive tactics, use of force, cultural diversity, fair and impartial policing, professional communication, supervisor school, basic corrections and recruit schools, in-service schools and seminars on numerous topics. The Academy is dedicated to maintaining the highest level of training available to the law enforcement officers that serve our community.

The Civil Division operates under the provisions of NYS Civil Practice Law and Rules (CPLR), Family Court Act (FCA) and Real Property Law (RPL). The division is mandated to serve documents and execute all decisions handed down by the courts including, but not limited to, Sheriff’s sales, income and property executions, evictions, summons and complaints, subpoenas, orders of seizure, warrants, temporary orders of protection and personal services (juvenile neglect and abuse). Civil Division staff maintain computerized records of all actions taken for mandated reporting to the appropriate court.

2021 Objectives

The Sheriff’s Office has requested the following enhancements to the 2021 Budget:

Administration

- Maintain current services.

Highway Patrol

- Continue providing effective Law Enforcement services to the residents of Broome County.

Detectives Division

- Maintain current services.
- Maintain the Sex Offender Registry and management system.
- Conduct special operations and investigations related to illegal firearms possession, prostitution, illicit and illegal narcotics and Alcoholic and beverage control laws of the State of New York.

Training Division

- Increase the number of law enforcement agencies who rely on the Broome County Law Enforcement Academy for all phases of their employee training.
- Increase the number of seminars and in-service training schools that are offered at no cost to the Academy.

Civil Division

- Maintain current services.

2021 Budget Highlights

Administration

- Maintain current level of services.

Highway Patrol

- Maintain current level of services.

Detective Division

- Maintain current level of services.

Training

- Upgrade training aides.
- Maintain current level of services.

Civil Division

- Maintain current level of services.

Sheriff

Civil(23020103) Detectives(23020203) Highway(23020303) Administration(23020403) Training(23020503)

<u>Title of Position</u>	<u>Grade/Unit</u>	<u>2019</u>	As of		
			<u>Current</u>	<u>2021</u>	<u>2021</u>
			<u>Authorized</u>	<u>Requested</u>	<u>Recommended</u>
<u>Full-Time Positions</u>					
Sheriff	Elected	1	1	1	1
Undersheriff	I Admin	0	1	1	1
Undersheriff	G Admin	1	0	0	0
Deputy Sheriff Captain	28 BAPA	1	1	1	1
Chief Civil Deputy	26 Admin	1	1	1	1
Deputy Sheriff/Civil	BCSLEOA	2	2	2	2
Secretary to Sheriff	23 Admin	1	1	1	1
Fiscal Manager	17 BAPA	1	1	1	1
Deputy Sheriff Lieutenant	BCSLEOA	1	1	1	1
Deputy Sheriff Detective Sergeant	BCSLEOA	2	2	2	2
Deputy Sheriff Sergeant	BCSLEOA	7	7	7	7
Deputy Sheriff Detective	BCSLEOA	10	10	10	10
Deputy Sheriff	BCSLEOA	30	33	35	35
Principal Account Clerk	13 CSEA	1	1	1	1
Senior Account Clerk Typist	9 CSEA	1	1	1	1
Keyboard Specialist	8 CSEA	5	5	5	5
Total Full-Time Positions		65	68	70	70
<u>Part-Time Positions</u>					
Keyboard Specialist	8 CSEA	1	2	2	2
Evidence Technician	14 CSEA	1	1	1	1
Total Part-Time Positions		2	3	3	3
Total Positions		67	71	73	73

REPORT:BP033

BROOME COUNTY GOVERNMENT
REVENUE AND APPROPRIATION SUMMARY
BY DEPARTMENT AND DIVISION

FUND: 1010 General Operating
DEPT: 23000000 Sheriff
DIV: 02 Sheriff-Law Enforcement

Account	2019 Actuals	2020 Budget	2020 YTD Actuals As of 08/29/20	2021 Budget Requested	2021 Budget Recommended
0000002 Departmental Income					
5000113 SHERIFF FEES	428,873	450,000	179,179	430,000	430,000
5000115 RECORD MONEY	4,703	2,700	1,317	4,000	4,000
5000117 OTHER PUB SAFETY DEPT INCOME	2,858	3,000	1,625	2,700	2,700
5000189 OTHER LOCAL GOVERNMENTS	0	0	60,000	65,000	65,000
5000333 OTHER DEPARTMENTAL CHARGEBACK	24,878	19,457	10,607	18,117	18,117
5000426 MISCELLANEOUS	-550	0	-4,526	0	0
0000002 Departmental Income Totals	460,762	475,157	257,254	519,817	519,817
0000003 Use of Money					
5000470 VENDING MACHINE	3,751	3,400	923	3,500	3,500
0000003 Use of Money Totals	3,751	3,400	923	3,500	3,500
0000006 Sale of Prop and Comp for Loss					
5000518 SALE OF EQUIPMENT	22,380	10,000	840	15,000	15,000
0000006 Sale of Prop and Comp for Loss Totals	22,380	10,000	840	15,000	15,000
0000007 Misc Interfund Revenues					
5000530 REFUNDS OF PRIOR YEARS EXPENDI	1,392	800	1,032	700	700
5000545 CREDIT CARD REBATES	2,501	3,500	1,431	2,500	2,500
5000546 Trust Account Inflows	50,550	0	0	0	0
0000007 Misc Interfund Revenues Totals	54,443	4,300	2,463	3,200	3,200
Rev Total for Div: 2302	541,336	492,857	261,480	541,517	541,517
0000010 Personnel Service					
6001000 SALARIES FULL-TIME	4,207,889	4,506,506	2,351,431	4,657,252	4,657,252
6001001 SALARIES PART-TIME	6,082	45,799	10,883	46,145	46,145
6001002 SALARIES TEMPORARY	161,978	20,679	105,920	20,728	20,728
6001003 SALARIES OVERTIME	375,005	347,770	216,136	363,570	363,570
6001004 SALARIES SHIFT DIFFERENTIAL	51,323	56,810	33,595	51,750	51,750

REPORT:BP033

BROOME COUNTY GOVERNMENT
 REVENUE AND APPROPRIATION SUMMARY
 BY DEPARTMENT AND DIVISION

FUND: 1010 General Operating
 DEPT: 23000000 Sheriff
 DIV: 02 Sheriff-Law Enforcement

Account	2019 Actuals	2020 Budget	2020 YTD Actuals As of 08/29/20	2021 Budget Requested	2021 Budget Recommended
6001005 DISABILITY 207C	57,571	40,360	43,265	47,640	47,640
6001006 OUT OF TITLE PAY	4,291	0	2,261	2,600	2,600
6001009 OTHER PERSONNEL SERVICES	52,622	54,675	15,229	55,050	55,050
6001012 HOLIDAY OVERTIME PAY	56,142	52,340	19,014	50,997	50,997
0000010 Personnel Service Totals	4,972,903	5,124,939	2,797,734	5,295,732	5,295,732
0000020 Equipment and Capital Outlay					
6002304 OTHER MOTOR VEHICLES	0	29,100	0	0	0
0000020 Equipment and Capital Outlay Totals	0	29,100	0	0	0
0000040 Contractual Expenditures					
6004010 BOOKS AND SUBSCRIPTIONS	3,942	5,250	3,946	5,585	5,585
6004012 OFFICE SUPPLIES	20,115	24,500	11,533	24,500	24,500
6004041 PHOTOGRAPHIC SUPPLIES	263	5,950	3,177	0	0
6004044 QUARTERMASTER SUPPLIES	38,225	98,011	59,528	110,226	110,226
6004045 TRAINING AND EDUCATIONAL SUPPL	32,742	34,763	29,676	34,741	34,741
6004046 GAS OIL GREASE AND DIESEL FUEL	915	1,200	302	1,200	1,200
6004048 MISC OPERATIONAL SUPPLIES	35,811	41,450	35,755	41,500	41,500
6004053 RECREATIONAL AND ACTIVITY SUPP	5,945	6,000	3,123	6,000	6,000
6004055 COMPUTER SOFTWARE AND SUPPLIES	1,050	20,000	0	0	0
6004056 COMPUTER EQUIPMENT(NON CAPITAL	5,155	0	2,505	4,750	4,750
6004100 POSTAGE AND FREIGHT	8,401	11,975	7,455	14,000	14,000
6004105 DUES AND MEMBERSHIPS	4,108	4,690	785	4,620	4,620
6004106 GENERAL OFFICE EXPENSES	475	900	475	900	900
6004113 WATER AND SEWAGE CHARGES	270	275	87	260	260
6004114 HEATING AND AIR COND PLANT EXP	2,617	2,700	204	2,400	2,400
6004115 ELECTRIC CURRENT	1,710	1,920	275	1,750	1,750
6004121 LAUNDRY AND DRY CLEANING EXPEN	4,595	8,050	2,978	4,800	4,800
6004123 MEDICAL HOSPITAL AND LAB EXPEN	605	3,000	0	3,000	3,000
6004126 RECREATIONAL AND ACTIVITY EXPE	850	850	0	850	850
6004136 OPERATIONAL EQUIPMENT REPAIRS	4,389	6,700	2,596	6,700	6,700
6004137 ADVERTISING AND PROMOTION EXPE	1,018	800	100	800	800
6004138 OTHER OPERATIONAL EXPENSES	3,933	6,650	4,230	13,490	13,490
6004139 Trust Account Outflows	65,131	0	0	0	0
6004160 MILEAGE AND PARKING-LOCAL	0	50	0	50	50
6004161 TRAVEL HOTEL AND MEALS	17,527	17,900	3,737	18,550	18,550
6004162 EDUCATION AND TRAINING	14,485	15,075	2,799	16,475	16,475
6004164 NON-EMPLOYEE TRAVEL HOTEL & ME	19,662	26,100	6,757	27,100	27,100
6004165 ADVISORY BD/TRUSTEES EXPENSES	799	1,600	1,304	2,000	2,000

REPORT:BP033

BROOME COUNTY GOVERNMENT
REVENUE AND APPROPRIATION SUMMARY
BY DEPARTMENT AND DIVISION

FUND: 1010 General Operating
DEPT: 23000000 Sheriff
DIV: 02 Sheriff-Law Enforcement

Account	2019 Actuals	2020 Budget	2020 YTD Actuals As of 08/29/20	2021 Budget Requested	2021 Budget Recommended
6004168 OTHER PERSONNEL EXPENSES	368	360	723	580	580
6004169 DAY TRIP MEAL REIMBURSEMENT	422	900	124	800	800
6004196 COPYING MACHINE RENTALS	9,475	9,840	6,986	10,194	10,194
6004402 LAB SERVICES	910	1,050	210	1,050	1,050
6004406 MEDICAL AND HOSPITAL SERVICES	0	250	0	250	250
6004411 PHYSICIAN SERVICES	0	250	0	250	250
6004537 INVESTIGATIONS EXPENSES	344	2,500	1,044	2,500	2,500
6004568 VETERINARIAN SERVICES	1,240	2,500	632	2,500	2,500
6004573 OTHER FEES FOR SERVICES	0	3,000	0	3,000	3,000
0000040 Contractual Expenditures Totals	307,497	367,009	193,046	367,371	367,371
0000041 Chargeback Expenses					
6004602 INSURANCE PREMIUM CHARGEBACK	189,719	150,840	75,420	145,348	145,348
6004606 TELEPHONE BILLING ACCOUNT	15,586	15,929	8,024	22,296	22,296
6004609 DATA PROCESSING CHARGEBACKS	25,000	25,000	12,500	25,000	25,000
6004615 GASOLINE CHARGEBACK	153,489	258,000	55,709	212,500	212,500
6004616 FLEET SERVICE CHARGEBACK	166,944	175,232	0	178,120	178,120
0000041 Chargeback Expenses Totals	550,738	625,001	151,653	583,264	583,264
0000060 Principal on Indebtedness					
6006008 PRINCIPAL ON CAPITAL LEASE	2,013	0	0	0	0
0000060 Principal on Indebtedness Totals	2,013	0	0	0	0
0000070 Interest on Indebtedness					
6007005 INTEREST ON CAPITAL LEASE	193	0	0	0	0
0000070 Interest on Indebtedness Totals	193	0	0	0	0
0000080 Employee Benefits					
6008001 STATE RETIREMENT	1,152,144	1,197,950	587,511	1,224,385	1,224,385
6008002 SOCIAL SECURITY	361,486	395,339	200,969	403,309	403,309
6008004 WORKERS COMPENSATION	135,326	139,008	69,505	152,430	152,430
6008006 LIFE INSURANCE	517	1,020	345	1,080	1,080
6008007 HEALTH INSURANCE	738,199	833,032	475,517	860,331	860,331
6008009 RETIREE HEALTH INSURANCE	784,884	830,648	569,562	894,471	894,471
6008010 DISABILITY INSURANCE	478	616	328	792	792

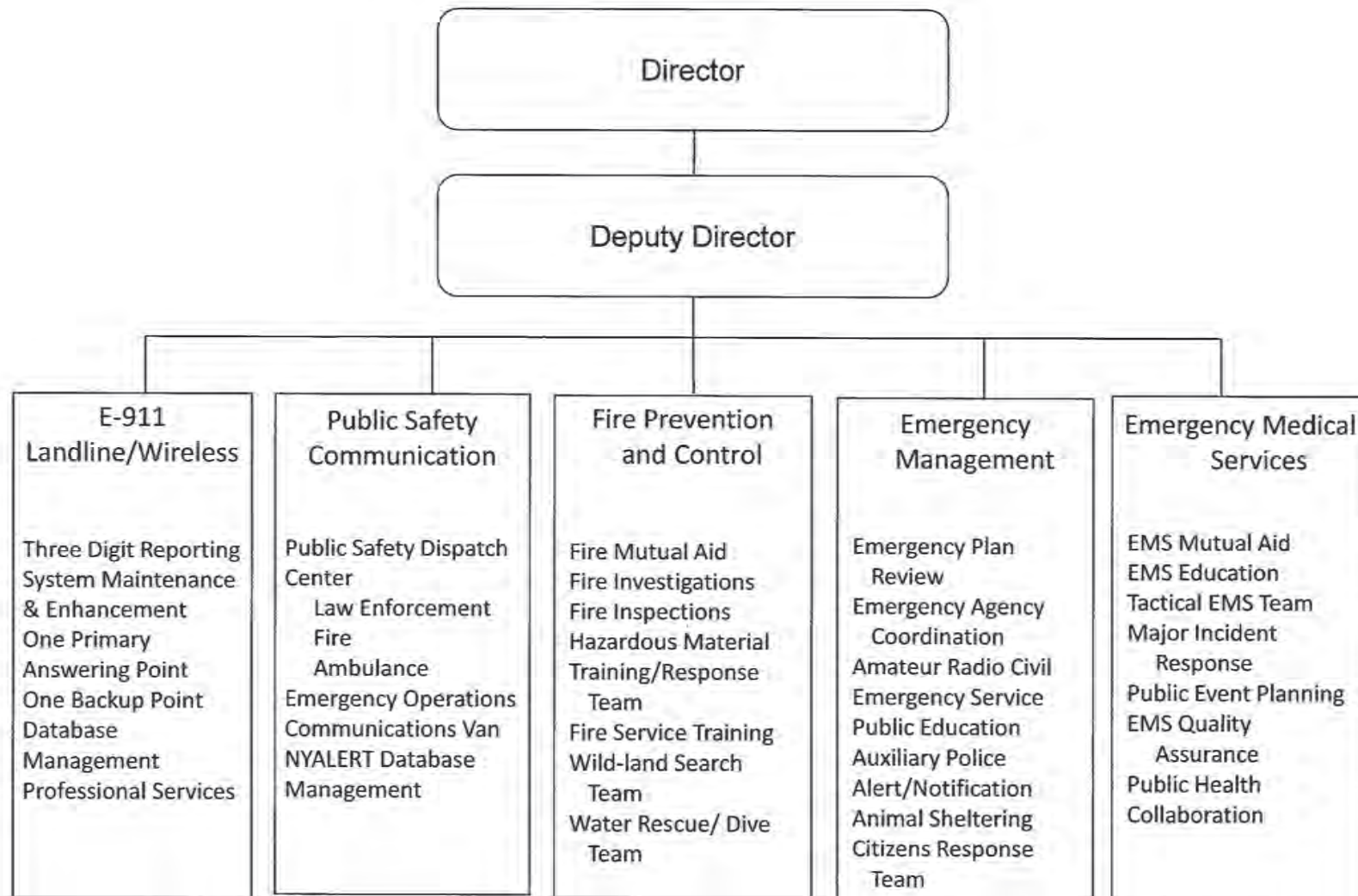
REPORT:BP033

BROOME COUNTY GOVERNMENT
REVENUE AND APPROPRIATION SUMMARY
BY DEPARTMENT AND DIVISION

FUND: 1010 General Operating
DEPT: 23000000 Sheriff
DIV: 02 Sheriff-Law Enforcement

Account	2019 Actuals	2020 Budget	2020 YTD Actuals As of 08/29/20	2021 Budget Requested	2021 Budget Recommended
6008013 HEALTH INS - RETIRE INCENTIVE	2,735	0	0	0	0
0000080 Employee Benefits Totals	3,175,769	3,397,613	1,903,737	3,536,798	3,536,798
Exp Total for Div: 2302	9,009,113	9,543,662	5,046,170	9,783,165	9,783,165
Total for Div: 23000000	-8,467,777	-9,050,805	-4,784,690	-9,241,648	-9,241,648
Total for Dept: 23000000	-34,697,560	-37,971,860	-20,110,159	-37,916,372	-37,916,372

Emergency Services



Emergency Services

OES - Operations

Mission Statement

To provide planning, training, resources, response, warning, coordination, and information through communications to the public, elected officials, and public safety agencies, to assist them in preparing for, and mitigating, emergencies and disasters, which affect the residents of Broome County.

Description

The Office of Emergency Services is comprised of five divisions: Communications, Emergency Management, Emergency Medical Services, Fire Prevention and Control and Public Safety Systems.

Communications administers the Broome County Emergency 911 Dispatch Center and assists local agencies in planning for future communications needs. Provides command post communications support at incidents and planned events.

Emergency Management conducts hazard vulnerability studies and maps hazards. Provide disaster planning and assistance for preparedness, response, and recovery. Coordinate alerts and warnings for river flooding, chemical spills, and response during emergencies. Administer the Animal Response Team, and Community Emergency Response Team.

Emergency Medical Services administers New York State certified emergency medical training programs. Plans delivery of adequate emergency medical services. Administers mutual aid plan among ambulance services and coordinates medical disaster planning, and Tactical EMS team.

Fire Prevention and Control administers and implements county fire mutual aid plan, county arson plan, county fire investigations, local New York State fire training program, county hazardous materials response team, county water rescue dive team, and county wild land search and rescue team. Conducts fire code enforcement inspections on county facilities and certain special events.

Public Safety Systems administers the county's public safety communications infrastructure. Oversees the construction of the new public safety radio system. Maintains a database for the NYALERT emergency public notification system.

2021 Objectives

- Continue management of emergency public notification system (NY Alert), review and update comprehensive emergency management plan. Design, plan and carry out required drills and exercises to test emergency plans and improve performance.
- Train, equip and recruit members for the seven volunteer teams in Emergency Services (Animal Response Team, Community Emergency Response Team, Wildland Search Team, and Tactical EMS, Technical Rescue (Rope/Dive), Hazardous Materials Team, and Critical Incident Stress Management Team).
- Build out new public safety radio system to improve emergency communications countywide.
- Continue to improve the staffing and efficiency deficits in the Communications Division. Move dispatchers to eight-hour shifts and provide benefits to part-time staff.
- Establish an EOC Expenses line to fund disaster expenses the county experiences throughout the year.

2021 Budget Highlights

- Continue to upgrade and replace equipment in the public safety communications system.
- Continued replacement and preventative maintenance of firefighting equipment.
- Maintain critical services.
- Establish and fund an EOC Expenses line.

Emergency Services 20010003
Operations

<u>Title of Position</u>	<u>Grade/Unit</u>	As of July 6,2020			
		<u>2019 Actuals</u>	<u>Current Authorized</u>	<u>2021 Requested</u>	<u>2021 Recommended</u>
<u>Full-Time Positions</u>					
Director of Emergency Services	E Admin	1	1	1	1
Communications Supervisor	24 Admin	1	1	1	1
Fire Coordinator	22 Admin	1	1	1	1
Senior Emergency Services Dispatcher	18 BAPA	4	6	5	5
Emergency Services Dispatcher II	14 CSEA	40	45	45	45
Emergency Services Dispatcher I	12 CSEA				
Emergency Medical Services Coordinator*	22 Admin	0	1	1	1
Emergency Medical Services Officer*	11 CSEA	0	1	1	1
Principal Account Clerk	13 CSEA	0	1	1	1
Senior Account Clerk	9 CSEA	1	1	1	1
Senior Emergency Services Dispatcher/CAD Administrator	18 BAPA	0	0	1	1
Emergency Management Associate**	15 CSEA	0	0	1	1
Emergency Management Assistance Coordinator	20 Admin	0	0	1	1
Clerk	7 CSEA	0	0	1	1
Clerk	6 CSEA	0	4	0	0
Total Full-Time Positions		48	62	61	61
<u>Part-Time Positions</u>					
School Safety Program Coordinator	24 Admin	0	0	1	1
Account Clerk	7 CSEA	1	1	0	0
Emergency Services Radio Technician	14 CSEA	0	0	1	1
Emergency Services Dispatcher II	14 CSEA	16	16	16	16
Emergency Services Dispatcher I	12 CSEA				
Total Part-Time Positions		17	17	18	18
Total Positions		65	79	79	79

*Transferred from 20040003 Emergency Services Emergency Medical Training in 2020

**Transfer from 22000203 Security Services in 2021

REPORT:BP033

BROOME COUNTY GOVERNMENT
REVENUE AND APPROPRIATION SUMMARY
BY DEPARTMENT AND DIVISION

FUND: 1010 General Operating
DEPT: 20000000 Emergency Services
DIV: 01 Emergency Services- Emergency Mgmt

Account	2019 Actuals	2020 Budget	2020 YTD Actuals As of 08/29/20	2021 Budget Requested	2021 Budget Recommended
0000000 Emergency Services					
0000002 Departmental Income					
5000112 STUDENT TUITION, PT DAY	0	90,000	53,586	83,150	83,150
5000189 OTHER LOCAL GOVERNMENTS	36,795	58,050	37,646	58,050	58,050
5000193 SALE OF TRAINING BOOKS	0	2,990	2,677	1,490	1,490
5000333 OTHER DEPARTMENTAL CHARGEBACK	0	0	0	28,687	28,687
0000002 Departmental Income Totals	36,795	151,040	93,909	171,377	171,377
0000005 Fines and Forfeitures					
5000490 FINES & FORFEITED BAIL	0	0	0	455,625	455,625
0000005 Fines and Forfeitures Totals	0	0	0	455,625	455,625
0000007 Misc Interfund Revenues					
5000545 CREDIT CARD REBATES	730	0	562	0	0
0000007 Misc Interfund Revenues Totals	730	0	562	0	0
0000008 State Aid					
5000823 VOLUNTEER TRAINING	0	62,000	0	59,530	59,530
0000008 State Aid Totals	0	62,000	0	59,530	59,530
Rev Total for Div: 2001	37,525	213,040	94,471	686,532	686,532
0000010 Personnel Service					
6001000 SALARIES FULL-TIME	2,350,918	2,959,032	1,647,874	3,032,376	3,032,376
6001001 SALARIES PART-TIME	0	255,944	117,689	311,324	311,324
6001002 SALARIES TEMPORARY	295,862	83,698	66,340	84,248	84,248
6001003 SALARIES OVERTIME	190,826	181,400	140,192	190,040	190,040
6001004 SALARIES SHIFT DIFFERENTIAL	29,305	47,698	20,099	45,893	45,893
6001006 OUT OF TITLE PAY	4,102	1,350	2,789	1,384	1,384
6001008 STAND-BY PAY	15,513	21,900	12,607	22,448	22,448
0000010 Personnel Service Totals	2,886,526	3,551,022	2,007,590	3,687,713	3,687,713

REPORT:BP033

BROOME COUNTY GOVERNMENT
 REVENUE AND APPROPRIATION SUMMARY
 BY DEPARTMENT AND DIVISION

FUND: 1010 General Operating
 DEPT: 20000000 Emergency Services
 DIV: 01 Emergency Services- Emergency Mgmt

Account	2019 Actuals	2020 Budget	2020 YTD Actuals As of 08/29/20	2021 Budget Requested	2021 Budget Recommended
0000020 Equipment and Capital Outlay					
6002709 OTHER OPERATIONAL EQUIPMENT	0	30,000	17,105	26,500	26,500
0000020 Equipment and Capital Outlay Totals	0	30,000	17,105	26,500	26,500
0000040 Contractual Expenditures					
6004010 BOOKS AND SUBSCRIPTIONS	1,535	3,000	0	3,000	3,000
6004012 OFFICE SUPPLIES	2,801	5,342	1,515	5,342	5,342
6004022 FUEL AND HEATING SUPPLIES	6,311	7,500	4,266	7,500	7,500
6004030 FOOD AND BEVERAGES	50	500	156	500	500
6004041 PHOTOGRAPHIC SUPPLIES	4,939	4,500	0	5,500	5,500
6004043 ARSON INVESTIGATION SUPPLIES	7,707	6,735	6,477	7,535	7,535
6004045 TRAINING AND EDUCATIONAL SUPPL	0	12,549	4,212	10,549	10,549
6004048 MISC OPERATIONAL SUPPLIES	1,521	3,118	1,489	3,118	3,118
6004100 POSTAGE AND FREIGHT	0	150	51	150	150
6004105 DUES AND MEMBERSHIPS	751	1,105	820	1,105	1,105
6004106 GENERAL OFFICE EXPENSES	2,497	2,885	1,731	2,885	2,885
6004113 WATER AND SEWAGE CHARGES	256	350	0	350	350
6004115 ELECTRIC CURRENT	16,978	17,000	14,553	40,000	40,000
6004136 OPERATIONAL EQUIPMENT REPAIRS	1,791	2,844	541	2,844	2,844
6004138 OTHER OPERATIONAL EXPENSES	11,150	26,308	19,435	26,308	26,308
6004160 MILEAGE AND PARKING-LOCAL	1,063	1,464	144	1,464	1,464
6004161 TRAVEL HOTEL AND MEALS	2,918	2,060	340	2,060	2,060
6004162 EDUCATION AND TRAINING	1,319	4,080	490	4,080	4,080
6004255 CONTRACTED SERVICES	0	0	0	405,000	405,000
6004570 INSTRUCTOR SERVICES	0	81,504	46,357	80,130	80,130
6004573 OTHER FEES FOR SERVICES	14,196	21,250	6,831	21,250	21,250
6004599 EOC EXPENSES	0	0	30,358	250,000	0
0000040 Contractual Expenditures Totals	77,783	204,244	139,766	880,670	630,670
0000041 Chargeback Expenses					
6004602 INSURANCE PREMIUM CHARGEBACK	6,022	6,156	3,078	8,200	8,200
6004615 GASOLINE CHARGEBACK	8,887	15,000	3,211	11,250	11,250
6004616 FLEET SERVICE CHARGEBACK	20,304	21,312	0	21,960	21,960
6004626 TRANSPORTATION SERVICES CHARGE	12,554	25,219	0	12,554	12,554
0000041 Chargeback Expenses Totals	47,767	67,687	6,289	53,964	53,964

REPORT:BP033

BROOME COUNTY GOVERNMENT
REVENUE AND APPROPRIATION SUMMARY
BY DEPARTMENT AND DIVISION

FUND: 1010 General Operating
DEPT: 20000000 Emergency Services
DIV: 01 Emergency Services- Emergency Mgmt

Account	2019 Actuals	2020 Budget	2020 YTD Actuals As of 08/29/20	2021 Budget Requested	2021 Budget Recommended
0000080 Employee Benefits					
6008001 STATE RETIREMENT	451,199	510,505	253,868	559,160	559,160
6008002 SOCIAL SECURITY	207,044	261,566	146,517	295,956	295,956
6008004 WORKERS COMPENSATION	40,864	42,501	21,251	40,886	40,886
6008006 LIFE INSURANCE	383	1,140	332	1,170	1,170
6008007 HEALTH INSURANCE	421,611	649,824	281,772	609,889	609,889
6008009 RETIREE HEALTH INSURANCE	64,031	72,764	48,509	76,402	76,402
6008010 DISABILITY INSURANCE	2,913	7,916	2,833	8,002	8,002
6008011 UNEMPLOYMENT INSURANCE	0	0	11,520	0	0
0000080 Employee Benefits Totals	<u>1,188,045</u>	<u>1,546,216</u>	<u>766,602</u>	<u>1,591,465</u>	<u>1,591,465</u>
Exp Total for Div: 2001	<u>4,200,121</u>	<u>5,399,169</u>	<u>2,937,352</u>	<u>6,240,312</u>	<u>5,990,312</u>
Total for Div: 20000000	<u>-4,162,596</u>	<u>-5,186,129</u>	<u>-2,842,881</u>	<u>-5,553,780</u>	<u>-5,303,780</u>

Emergency Services

E-911

Mission Statement

To provide for a universal 911 emergency telephone reporting system within Broome County. To provide, within the confines of revenue produced through the 911 surcharge, a communications system and enhancements to public safety agencies in the county with the 911 system.

Description

The 911 system is funded through the 911 telephone bill surcharge and the E-911 wireless surcharge. These surcharges provide revenue for the operation and maintenance of the system and enables enhancement of the communications system.

2021 Objectives

- 911 center physical improvements.
- Cover recurring expenses with in the 911 center.
- Implement efficiencies within the 911 center.

2021 Budget Highlights

- Maintain services to public safety agencies and the public who relies on this critical service.
- Improve communications systems to enhance first responder safety and to provide needed interoperability between agencies.
- Improve efficiency in the communications system.

- Continue to build reserves for future planned infrastructure projects.

Emergency Services 20020003
911

<u>Title of Position</u>	<u>Grade/Unit</u>	<u>2019 Actuals</u>	<u>As of July 6, 2020 Current Authorized</u>	<u>2021 Requested</u>	<u>2021 Recommended</u>
<u>Full-Time Positions</u>					
Public Safety Systems Supervisor	24 Admin	0	0	1	1
Senior Emergency Services Dispatcher*	18 BAPA	3	2	1	1
Total Full-Time Positions		3	2	2	2
<u>Part-Time Positions</u>					
None					
Total Part-Time Positions		0	0	0	0
Total Positions		3	2	2	2

*One position transferred to grant in 2020

REPORT:BP033

BROOME COUNTY GOVERNMENT
 REVENUE AND APPROPRIATION SUMMARY
 BY DEPARTMENT AND DIVISION

FUND: 1010 General Operating
 DEPT: 20000000 Emergency Services
 DIV: 02 Emergency Svcs-911 Comm

Account	2019 Actuals	2020 Budget	2020 YTD Actuals As of 08/29/20	2021 Budget Requested	2021 Budget Recommended
0000007 Misc Interfund Revenues					
5000535 911 SURCHARGE - LANDLINE	217,971	225,000	105,488	225,000	225,000
5000548 911 - LANDLINE UPGRADE	0	835,714	379,795	835,714	835,714
0000007 Misc Interfund Revenues Totals	217,971	1,060,714	485,283	1,060,714	1,060,714
Rev Total for Div: 2002	217,971	1,060,714	485,283	1,060,714	1,060,714
0000010 Personnel Service					
6001000 SALARIES FULL-TIME	179,727	114,439	79,707	129,091	129,091
6001003 SALARIES OVERTIME	2,527	13,550	6,170	13,550	13,550
6001004 SALARIES SHIFT DIFFERENTIAL	355	1,750	587	1,750	1,750
6001008 STAND-BY PAY	244	200	575	1,000	1,000
0000010 Personnel Service Totals	182,853	129,939	87,039	145,391	145,391
0000040 Contractual Expenditures					
6004101 TELEPHONE	0	17,805	10,572	8,420	8,420
6004162 EDUCATION AND TRAINING	0	12,000	0	0	0
6004199 RADIO EQUIPMENT LEASE	0	735,414	0	835,714	835,714
6004595 TRANSFER TO RESERVE	0	100,300	100,300	0	0
0000040 Contractual Expenditures Totals	0	865,519	110,872	844,134	844,134
0000080 Employee Benefits					
6008001 STATE RETIREMENT	36,373	20,370	12,912	23,378	23,378
6008002 SOCIAL SECURITY	14,618	8,755	6,108	9,875	9,875
6008006 LIFE INSURANCE	25	30	11	30	30
6008007 HEALTH INSURANCE	51,731	36,101	22,293	37,906	37,906
0000080 Employee Benefits Totals	102,747	65,256	41,324	71,189	71,189
Exp Total for Div: 2002	285,600	1,060,714	239,235	1,060,714	1,060,714

REPORT:BP033

BROOME COUNTY GOVERNMENT
 REVENUE AND APPROPRIATION SUMMARY
 BY DEPARTMENT AND DIVISION

FUND: 1010 General Operating
 DEPT: 20000000 Emergency Services
 DIV: 02 Emergency Svcs-911 Comm

Account	2019 Actuals	2020 Budget	2020 YTD Actuals As of 08/29/20	2021 Budget Requested	2021 Budget Recommended
Total for Div: 20000000	-67,629	0	246,048	0	0

REPORT:BP033

BROOME COUNTY GOVERNMENT
 REVENUE AND APPROPRIATION SUMMARY
 BY DEPARTMENT AND DIVISION

FUND: 1010 General Operating
 DEPT: 20000000 Emergency Services
 DIV: 03 Emergency Services-911 Wireless

Account	2019 Actuals	2020 Budget	2020 YTD Actuals As of 08/29/20	2021 Budget Requested	2021 Budget Recommended
0000007 Misc Interfund Revenues					
5000541 911 SURCHARGE - WIRELESS	432,706	520,000	403,673	520,000	520,000
5000547 911 - WIRELESS UPGRADE	0	1,906,667	993,647	1,906,667	1,906,667
0000007 Misc Interfund Revenues Totals	432,706	2,426,667	1,397,320	2,426,667	2,426,667
Rev Total for Div: 2003	432,706	2,426,667	1,397,320	2,426,667	2,426,667
0000040 Contractual Expenditures					
6004010 BOOKS AND SUBSCRIPTIONS	305	305	847	305	305
6004012 OFFICE SUPPLIES	9,701	5,000	5,618	5,000	5,000
6004045 TRAINING AND EDUCATIONAL SUPPL	531	600	0	600	600
6004046 GAS OIL GREASE AND DIESEL FUEL	997	2,000	0	3,000	3,000
6004048 MISC OPERATIONAL SUPPLIES	5,489	8,050	4,491	11,110	11,110
6004101 TELEPHONE	38,467	41,000	32,661	40,000	40,000
6004105 DUES AND MEMBERSHIPS	94	1,075	214	1,075	1,075
6004106 GENERAL OFFICE EXPENSES	1,726	1,500	753	1,500	1,500
6004138 OTHER OPERATIONAL EXPENSES	390,446	282,275	135,602	237,069	237,069
6004160 MILEAGE AND PARKING-LOCAL	345	0	0	500	500
6004161 TRAVEL HOTEL AND MEALS	6,165	13,212	3,430	13,212	13,212
6004162 EDUCATION AND TRAINING	7,931	16,496	2,569	28,496	28,496
6004196 COPYING MACHINE RENTALS	3,295	6,000	6,490	6,000	6,000
6004199 RADIO EQUIPMENT LEASE	0	1,715,967	1,324	1,906,667	1,906,667
6004595 TRANSFER TO RESERVE	0	190,700	227,735	0	0
6004599 EOC EXPENSES	0	0	945	0	0
0000040 Contractual Expenditures Totals	465,492	2,284,180	422,679	2,254,534	2,254,534
0000041 Chargeback Expenses					
6004609 DATA PROCESSING CHARGEBACKS	74,683	82,487	0	110,133	110,133
6004610 PERSONNEL SERVICES CHARGEBACKS	0	45,000	0	0	0
6004621 BUILDING AND LAND RENTAL CHARG	15,000	15,000	0	17,000	17,000
0000041 Chargeback Expenses Totals	89,683	142,487	0	127,133	127,133
0000060 Principal on Indebtedness					

REPORT:BP033

BROOME COUNTY GOVERNMENT
REVENUE AND APPROPRIATION SUMMARY
BY DEPARTMENT AND DIVISION

FUND: 1010 General Operating
DEPT: 20000000 Emergency Services
DIV: 03 Emergency Services-911 Wireless

Account	2019 Actuals	2020 Budget	2020 YTD Actuals As of 08/29/20	2021 Budget Requested	2021 Budget Recommended
6006008 PRINCIPAL ON CAPITAL LEASE	2,990	0	0	0	0
0000060 Principal on Indebtedness Totals	2,990	0	0	0	0
0000070 Interest on Indebtedness					
6007005 INTEREST ON CAPITAL LEASE	682	0	0	0	0
0000070 Interest on Indebtedness Totals	682	0	0	0	0
0000090 Transfers					
6009002 TRANSFER TO GRANT FUND	45,000	0	0	45,000	45,000
0000090 Transfers Totals	45,000	0	0	45,000	45,000
Exp Total for Div: 2003	603,847	2,426,667	422,679	2,426,667	2,426,667
Total for Div: 20000000	-171,141	0	974,641	0	0

Emergency Services 20040003
 Emergency Medical Training

<u>Title of Position</u>	<u>Grade/Unit</u>	As of July 6, 2020			
		<u>2019 Actuals</u>	<u>Current Authorized</u>	<u>2021 Requested</u>	<u>2021 Recommended</u>
<u>Full-Time Positions</u>					
Emergency Medical Services Coordinator*	22 Admin	1	0	0	0
Emergency Medical Services Officer*	11 CSEA	1	0	0	0
Principal Account Clerk	13 CSEA	1	0	0	0
Total Full-Time Positions		3	0	0	0
<u>Part-Time Positions</u>					
None		0	0	0	0
Total Part-Time Positions		0	0	0	0
Total Positions		3	0	0	0

*Transferred to 20010003 Emergency Services Operations

REPORT:BP033

BROOME COUNTY GOVERNMENT
REVENUE AND APPROPRIATION SUMMARY
BY DEPARTMENT AND DIVISION

FUND: 1010 General Operating
DEPT: 20000000 Emergency Services
DIV: 04 EMS - Emergency Medical Training

Account	2019 Actuals	2020 Budget	2020 YTD Actuals As of 08/29/20	2021 Budget Requested	2021 Budget Recommended
0000002 Departmental Income					
5000112 STUDENT TUITION, PT DAY	73,850	0	0	0	0
5000193 SALE OF TRAINING BOOKS	938	0	0	0	0
0000002 Departmental Income Totals	74,788	0	0	0	0
0000008 State Aid					
5000823 VOLUNTEER TRAINING	53,100	0	0	0	0
0000008 State Aid Totals	53,100	0	0	0	0
 Rev Total for Div: 2004	 127,888	 0	 0	 0	 0
 0000010 Personnel Service					
6001000 SALARIES FULL-TIME	123,571	0	0	0	0
6001003 SALARIES OVERTIME	10,000	0	0	0	0
0000010 Personnel Service Totals	133,571	0	0	0	0
 0000040 Contractual Expenditures					
6004010 BOOKS AND SUBSCRIPTIONS	59	0	0	0	0
6004012 OFFICE SUPPLIES	3,949	0	0	0	0
6004045 TRAINING AND EDUCATIONAL SUPPL	8,412	0	0	0	0
6004048 MISC OPERATIONAL SUPPLIES	-24	0	2,548	0	0
6004100 POSTAGE AND FREIGHT	164	0	0	0	0
6004105 DUES AND MEMBERSHIPS	95	0	0	0	0
6004160 MILEAGE AND PARKING-LOCAL	100	0	0	0	0
6004161 TRAVEL HOTEL AND MEALS	1,309	0	0	0	0
6004162 EDUCATION AND TRAINING	780	0	0	0	0
6004570 INSTRUCTOR SERVICES	79,056	0	-42	0	0
0000040 Contractual Expenditures Totals	93,900	0	2,506	0	0
 0000080 Employee Benefits					
6008001 STATE RETIREMENT	22,763	0	0	0	0

REPORT:BP033

BROOME COUNTY GOVERNMENT
 REVENUE AND APPROPRIATION SUMMARY
 BY DEPARTMENT AND DIVISION

FUND: 1010 General Operating
 DEPT: 20000000 Emergency Services
 DIV: 04 EMS - Emergency Medical Training

Account	2019 Actuals	2020 Budget	2020 YTD Actuals As of 08/29/20	2021 Budget Requested	2021 Budget Recommended
6008002 SOCIAL SECURITY	10,485	0	0	0	0
6008006 LIFE INSURANCE	20	0	0	0	0
6008007 HEALTH INSURANCE	25,161	0	0	0	0
6008009 RETIREE HEALTH INSURANCE	4,535	0	0	0	0
6008010 DISABILITY INSURANCE	112	0	0	0	0
0000080 Employee Benefits Totals	63,076	0	0	0	0
Exp Total for Div: 2004	290,547	0	2,506	0	0
Total for Div: 20000000	-162,659	0	-2,506	0	0
Total for Dept: 20000000	-4,564,025	-5,186,129	-1,624,698	-5,553,780	-5,303,780

Probation

Probation Director

Deputy Director

Criminal Unit

Criminal Investigations
 Criminal Probation Supervision
 Interim Supervision
 Specialized DWI Caseload
 Specialized Sex Offender Caseload
 e-Justice and Integrated Probation Registrant System
 Transfer In/Out of Probation Cases
 Victim Reparation
 Electronic Monitoring
 Sex Offender Registry
 DNA Collection
 Drug and Alcohol Testing
 Coordination with Forensic Mental Health Programs
 Drug, Domestic Violence, Veterans', Family Treatment, and Mental Health Courts
 Associated Computer Systems, i.e., Probation Tracking System, Caseload Explorer, Correctional Offender Management Profiling and Alternative Sanctions, Grants
 Pre-Trial Release Program
 Ignition Interlock Device

Administration

Fiscal Management/ Budget
 Personnel
 Restitution Collection and Disbursement to Crime Victims
 DWI Fine Collection for Broome County Court
 DWI Supervision Fees
 Records Management

Family Services Unit

Court Ordered Investigations
 Family Court and Youth Part Supervision
 Adjudicated Persons in Need of Supervision
 Juvenile Delinquents
 Adolescent Offenders
 Juvenile Offenders
 Support Cases and Family Offenses
 Adoption Investigations
 Comprehensive Assessments/ Reports
 Juvenile Delinquent Diversion Case Management
 Youth Part Voluntary Case Planning and Assessment
 Youth Assessment Screening Instrument
 Probation Tracking System, Caseload Explorer
 Juvenile Delinquent Diversion Victims' Satisfaction
 Youth Part Victims' Satisfaction
 Electronic Monitoring
 Victim Reparation
 Youth Part Special Programming

Probation

Mission Statement

The Broome County Probation Department is dedicated to reducing crime and delinquency and facilitating the rehabilitation of offenders of the law. This is accomplished through investigation, supervision, and diversion of cases that have violated laws of the Family Court Act, the Penal Law, Vehicle and Traffic Law and other laws of the State of New York. This department works closely with the courts, police agencies, treatment agencies, and other human service agencies in Broome County to rehabilitate offenders. The Probation Department has a primary obligation to the community to return offenders to the courts when they do not abide by the court's sentence and conditions of probation.

Description

The Criminal Division supervises all adults age 18 and above who are placed on probation by the criminal courts in Broome County. At the end of 2019 the Criminal Division was supervising 1562 individuals. This division provides pre-sentence/pre-plea and Certificate of Relief investigations as ordered by the courts in Broome County, regardless of disposition. This division completed 1092 investigations by the end of 2019. The Criminal Division also provides pre-trial release services as an alternative to incarceration, and thus decreases potential jail days. This division screened 1953 individuals in 2019 and saved \$1,695,831.00 in jail costs in 2019. 399 individuals were released to Pre-Trial Services in 2019. In addition, 91 individuals were monitored on Electronic Monitoring for 7,353 days in 2019.

The Family Services Division provides pre-dispositional investigations for the Family Courts, Persons in Need of Supervision (PINS) petitions and juvenile delinquency (JD) petitions. We also provide supervision for all adjudicated PINS and JD cases and provide JD Diversion services. In addition, beginning with the legislation that went into effect on October 1, 2018 we provide Assessment, Case Planning and

Supervision for Raise the Age Youth in the Youth Part and Family Courts. Probation works closely with Social Services, law enforcement and the County Attorney's Office. The goal is to divert youth from entering Family Court and avoid costly detention and out of home placements through community services and interventions. Probation also provides Pre-Trial services for youth in Family and Youth Part Courts.

2021 Objectives

- Attempt to manage caseloads with increasingly serious and violent offenders being placed on probation and Pre-Trial Release. There are many causes such as serious substance abuse, mental illness, and general aggressive tendencies which make for a more volatile probationer. For 2021 we anticipate that the trend to release an increasing number of individuals to the Pre-Trial Release program will continue.
- To manage un-funded New York State mandates, including DNA specimen collection, Sex Offender Registration, Bail Reform, YASI and COMPAS assessments. Probation is also involved with Drug Court, Domestic Violence Court, Youth Part Court and the Integrated Domestic Violence Court. Probation personnel attend and participate in the DWI Impact Panel, Domestic Violence Impact Panel, Magistrates Association meetings as well as Raise the Age collaborative meetings.
- To continue to use and expand electronic monitoring as an alternative to costly detention and incarceration for juveniles and adults.
- To continue to work with the STOP-DWI program in an attempt to change the behavior of the DWI offender.

2021 Budget Highlights

- It is anticipated that the New York State aid reimbursement rate for eligible probation expenses will remain flat or be decreased.

Probation 21010003

<u>Title of Position</u>	<u>Grade/Unit</u>	As of July 6, 2020			
		<u>2019 Actuals</u>	<u>Current Authorized</u>	<u>2021 Requested</u>	<u>2021 Recommended</u>
<u>Full-Time Positions</u>					
Probation Director Group B	G Admin	1	1	1	1
Deputy Probation Director Group B	D Admin	1	1	1	1
Probation Supervisor	21 BAPA	6	6	6	6
Senior Probation Officer/Probation Officer 2	19 CSEA	6	6	6	6
Probation Officer 1/Trainee	17/16 CSEA	29	29	29	29
Principal Account Clerk	13 CSEA	1	1	1	1
Secretary	13 CSEA	1	1	1	1
Probation Assistant	12 CSEA	0	2	2	2
Keyboard Specialist	8 CSEA	3	3	3	3
Account Clerk	7 CSEA	2	2	2	2
Total Full-Time Positions		50	52	52	52
<u>Part-Time Positions</u>					
None					
Total Part-Time Positions		0	0	0	0
Total Positions		50	52	52	52

REPORT:BP032

BROOME COUNTY GOVERNMENT
REVENUE AND APPROPRIATION SUMMARY BY DEPARTMENT

FUND: 1010 General Operating
DEPT: 21000000 Probation

Account	2019 Actuals	2020 Budget	2020 YTD Actuals As of 08/29/20	2021 Budget Requested	2021 Budget Recommended
0000002 Departmental Income					
5000208 RESTITUTION/REPARATION SURCHAR	16,811	15,249	8,443	15,249	15,249
5000333 OTHER DEPARTMENTAL CHARGEBACK	26,428	24,000	0	24,000	24,000
5000426 MISCELLANEOUS	11,775	0	0	0	0
0000002 Departmental Income Total	55,014	39,249	8,443	39,249	39,249
0000007 Misc Interfund Revenues					
5000534 TRANSFER FROM INSURANCE RESERV	804	202	1,853	0	0
5000545 CREDIT CARD REBATES	168	0	39	0	0
0000007 Misc Interfund Revenues Total	972	202	1,892	0	0
0000008 State Aid					
5000814 PROBATION SERVICES	432,321	432,321	0	432,321	432,321
5000835 STATE AID	0	381,674	0	381,674	381,674
0000008 State Aid Total	432,321	813,995	0	813,995	813,995
0000009 Federal Aid					
5000946 FEDERAL AID - OTHER	198,144	7,386	46,332	7,386	7,386
0000009 Federal Aid Total	198,144	7,386	46,332	7,386	7,386
Rev Totals for Dept: 21000000	686,451	860,832	56,667	860,630	860,630
0000010 Personnel Service					
6001000 SALARIES FULL-TIME	2,094,471	2,532,632	1,327,680	2,548,427	2,548,427
6001002 SALARIES TEMPORARY	1,812	0	0	0	0
6001003 SALARIES OVERTIME	0	17,387	0	17,387	17,387
0000010 Personnel Service Totals	2,096,283	2,550,019	1,327,680	2,565,814	2,565,814
0000040 Contractual Expenditures					

REPORT:BP032

BROOME COUNTY GOVERNMENT
REVENUE AND APPROPRIATION SUMMARY BY DEPARTMENT

FUND: 1010 General Operating
DEPT: 21000000 Probation

Account	2019 Actuals	2020 Budget	2020 YTD Actuals As of 08/29/20	2021 Budget Requested	2021 Budget Recommended
6004012 OFFICE SUPPLIES	3,604	5,000	619	4,000	4,000
6004046 GAS OIL GREASE AND DIESEL FUEL	167	75	0	100	100
6004048 MISC OPERATIONAL SUPPLIES	14,650	28,000	6,875	20,000	20,000
6004054 SAFETY SUPPLIES	0	4,938	0	0	0
6004105 DUES AND MEMBERSHIPS	1,200	1,200	1,400	1,500	1,500
6004106 GENERAL OFFICE EXPENSES	0	1,500	0	1,500	1,500
6004136 OPERATIONAL EQUIPMENT REPAIRS	136	200	0	200	200
6004138 OTHER OPERATIONAL EXPENSES	226	450	226	450	450
6004146 SUBCONTRACTED PROGRAM EXPENSE	28,402	60,000	19,634	35,000	35,000
6004160 MILEAGE AND PARKING-LOCAL	492	1,000	456	1,000	1,000
6004161 TRAVEL HOTEL AND MEALS	10,370	10,500	3,012	10,500	10,500
6004162 EDUCATION AND TRAINING	780	700	158	600	600
6004169 DAY TRIP MEAL REIMBURSEMENT	0	400	100	400	400
6004196 COPYING MACHINE RENTALS	4,760	6,000	3,445	6,000	6,000
6004200 PROPERTY LOSS	804	202	1,853	0	0
6004573 OTHER FEES FOR SERVICES	1,333	15,000	694	15,000	15,000
0000040 Contractual Expenditures Totals	66,924	135,165	38,472	96,250	96,250
0000041 Chargeback Expenses					
6004602 INSURANCE PREMIUM CHARGEBACK	4,625	3,825	1,912	4,437	4,437
6004615 GASOLINE CHARGEBACK	3,794	5,400	998	5,000	5,000
6004616 FLEET SERVICE CHARGEBACK	9,024	9,472	0	9,760	9,760
6004626 TRANSPORTATION SERVICES CHARGE	13,474	7,303	0	7,268	7,268
0000041 Chargeback Expenses Totals	30,917	26,000	2,910	26,465	26,465
0000060 Principal on Indebtedness					
6006008 PRINCIPAL ON CAPITAL LEASE	563	0	0	0	0
0000060 Principal on Indebtedness Totals	563	0	0	0	0
0000070 Interest on Indebtedness					
6007005 INTEREST ON CAPITAL LEASE	13	0	0	0	0
0000070 Interest on Indebtedness Totals	13	0	0	0	0
0000080 Employee Benefits					
6008001 STATE RETIREMENT	328,358	375,098	166,972	368,130	368,130

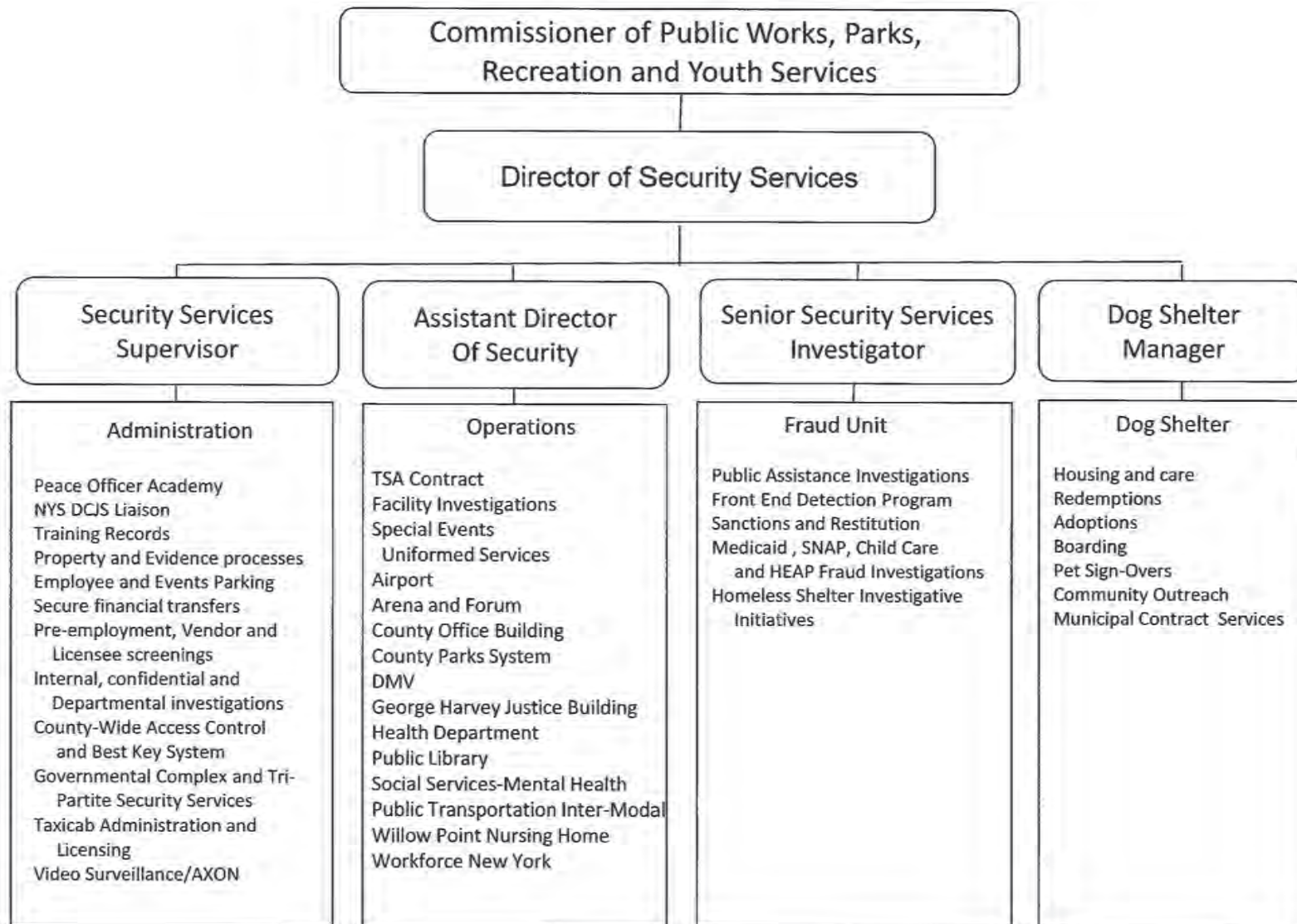
REPORT:BP032

BROOME COUNTY GOVERNMENT
REVENUE AND APPROPRIATION SUMMARY BY DEPARTMENT

FUND: 1010 General Operating
DEPT: 21000000 Probation

Account	2019 Actuals	2020 Budget	2020 YTD Actuals As of 08/29/20	2021 Budget Requested	2021 Budget Recommended
6008002 SOCIAL SECURITY	149,683	194,573	94,784	196,548	196,548
6008004 WORKERS COMPENSATION	10,251	10,659	5,330	9,308	9,308
6008006 LIFE INSURANCE	354	777	222	780	780
6008007 HEALTH INSURANCE	435,427	542,030	277,919	577,759	577,759
6008009 RETIREE HEALTH INSURANCE	484,071	523,862	339,799	540,691	540,691
6008010 DISABILITY INSURANCE	2,784	3,780	1,845	3,872	3,872
6008013 HEALTH INS - RETIRE INCENTIVE	6,410	0	0	0	0
0000080 Employee Benefits Totals	1,417,338	1,650,779	886,871	1,697,088	1,697,088
0000090 Transfers					
6009002 TRANSFER TO GRANT FUND	103,925	111,255	96,455	116,721	116,721
0000090 Transfers Totals	103,925	111,255	96,455	116,721	116,721
Exp Totals for Dept: 21000000	3,715,963	4,473,218	2,352,388	4,502,338	4,502,338
Total for Dept: 21000000	-3,029,512	-3,612,386	-2,295,721	-3,641,708	-3,641,708

Security Services



Public Works, Parks, Recreation & Youth Services Security Services

Mission Statement

Maintain a safe and orderly atmosphere upon County properties and elsewhere by rendering assistance, encouraging compliance, and providing enforcement as necessary. Protect the County facilities and assets from damage and loss. Provide services as required, which are best provided by a security organization, to enhance governmental operations and reduce liability. Provide specific functions as may be required.

Description

The Division consists of four units, which are responsible for unique and separate services. Administrative Services include maintenance and operation of the County ID Card System, Pre-Employment Screening Project, Access Control System, parking lots, evidence retention, lost and found property, security records, and equipment and training. Security Operations include Uniformed Security Services at County facilities such as the Departments of Social Services, Health, Mental Health, Airport, Arena, Forum, Parks, County Office Building, Landfill, Willow Point Nursing Home. The Case Integrity Unit conducts welfare fraud and internal investigations for the Department of Social Services. The Broome County Dog Shelter provides contracted dog shelter services for eleven towns and the City of Binghamton.

2021 Objectives

- Maintain a professional and safe environment for employees and visitors within County facilities through an effective and efficient deployment of Security personnel and resources.

- Investigate recipient fraud in the Social Services benefit programs with a focus on Front End Detection System (FEDS), Safety Net and emergency housing programs.
- Migrate Divisional records into ONBASE, transition tablets for EMS, Patrol, and Investigations to enhance efficiencies and capabilities.
- Administrative and enforcement efforts of amended taxicab regulations, to include Medicaid transportation providers.
- Participate in various community outreach programs to increase awareness of the Dog Shelter and increase adoptions and reduce impoundments.

2021 Budget Highlights

- Investigate recipient fraud within the welfare to work programs through a coordinated effort between DSS, Fraud Investigators and the local business community.
- Maintain a safe, family friendly environment for visitors to the Broome County Parks, Veterans Memorial Arena, Forum, and at special events
- Prepare emergency plans for County facilities and special events encompassing standard operating procedures using an all hazards approach.
- Continue administrative and enforcement efforts of the countywide stop arm camera program.
- Maintain technology and infrastructure resources with AXON, TASER, BEAST, PELCO, and BEST Access System.

Public Works, Parks, Recreation and Youth Services 22000203,22000103
Security/Dog Shelter

<u>Title of Position</u>	<u>Grade/Unit</u>	As of July 6,2020			
		2019 Actuals	Current Authorized	2021 Requested	2021 Recommended
<u>Full-Time Positions</u>					
Director of Security	F Admin	1	1	1	1
Assistant Director of Security	23 Admin	1	1	1	1
Supervising Fraud Investigator *	23 BAPA	1	1	1	1
Security Supervisor	18 BAPA	6	6	6	6
Dog Shelter Manager	17 BAPA	1	1	1	1
Senior Security Svcs Investigator	20 CSEA	1	2	2	2
Security Services Investigator	17 CSEA	6	5	5	5
Senior Social Services Examiner	13 CSEA	1	1	1	1
Security Officer II **	12 CSEA	16	18	18	18
Security Officer II /Emergency Management Assistant***	15 CSEA	1	1	0	0
Social Services Examiner	11 CSEA	1	1	1	1
Senior Kennel Person	9 CSEA	1	1	1	1
Keyboard Specialist	8 CSEA	1	1	1	1
Kennel Person	7 CSEA	1	1	1	1
Total Full-Time Positions		39	41	40	40
<u>Part-Time Positions</u>					
None					
Total Part-Time Positions		0	0	0	0
Total Positions		39	41	40	40

* One position unfunded since 2013

** One position abolished in 2018

***One position transferred to 20010003 Emergency Services Operations in 2021

REPORT:BP032

BROOME COUNTY GOVERNMENT
REVENUE AND APPROPRIATION SUMMARY BY DEPARTMENT

FUND: 1010 General Operating
DEPT: 22000000 Security

Account	2019 Actuals	2020 Budget	2020 YTD Actuals As of 08/29/20	2021 Budget Requested	2021 Budget Recommended
0000002 Departmental Income					
5000187 REIMBURSEMENT - ANIMAL SHELTER	182,152	180,376	77,121	180,376	180,376
5000217 EVENTS - BASEMENT PARKING	47,193	55,000	16,075	55,000	55,000
5000226 SHELTER REVENUE	109,999	115,000	43,815	115,000	115,000
5000230 SECURITY SVCS - OUTSIDE USER	24,067	44,580	2,549	51,017	51,017
5000242 TAXI CAB INSPECTIONS	2,500	3,500	1,145	3,500	3,500
5000308 SECURITY SERVICES	2,016,920	2,297,270	1,019,659	2,273,148	2,273,148
5000333 OTHER DEPARTMENTAL CHARGEBACK	23,329	23,329	0	23,329	23,329
0000002 Departmental Income Total	2,406,160	2,719,055	1,160,364	2,701,370	2,701,370
0000003 Use of Money					
5000451 INTEREST AND EARNINGS	3,011	100	511	100	100
5000463 PARKING LOT	1,260	2,000	1,100	2,000	2,000
5000464 PARKING PLAZA	58,760	63,000	33,845	63,000	63,000
0000003 Use of Money Total	63,031	65,100	35,456	65,100	65,100
0000004 Licenses and Permits					
5000482 TAXI CAB LICENSES	36,070	43,500	17,492	43,500	43,500
0000004 Licenses and Permits Total	36,070	43,500	17,492	43,500	43,500
0000007 Misc Interfund Revenues					
5000530 REFUNDS OF PRIOR YEARS EXPENDI	104	0	0	0	0
5000533 UNCLASSIFIED REVENUES	34,432	30,000	3,720	30,000	30,000
5000534 TRANSFER FROM INSURANCE RESERV	4,907	298	1,914	0	0
5000536 PAYMENTS PENALTIES	40	0	0	0	0
5000545 CREDIT CARD REBATES	348	0	365	0	0
5000546 Trust Account Inflows	41,585	0	0	0	0
5000561 TRANSFER FROM RESERVE FUND	0	80,590	80,590	88,444	88,444
0000007 Misc Interfund Revenues Total	81,416	110,888	86,589	118,444	118,444
0000009 Federal Aid					
5000907 PUBLIC SAFETY GRANTS - FEDERAL	67,825	72,000	33,310	72,000	72,000
0000009 Federal Aid Total	67,825	72,000	33,310	72,000	72,000

REPORT:BP032

BROOME COUNTY GOVERNMENT
REVENUE AND APPROPRIATION SUMMARY BY DEPARTMENT

FUND: 1010 General Operating
DEPT: 22000000 Security

Account	2019 Actuals	2020 Budget	2020 YTD Actuals As of 08/29/20	2021 Budget Requested	2021 Budget Recommended
Rev Totals for Dept: 22000000	2,654,502	3,010,543	1,333,211	3,000,414	3,000,414
0000010 Personnel Service					
6001000 SALARIES FULL-TIME	1,765,326	1,873,152	1,081,714	1,857,594	1,857,594
6001002 SALARIES TEMPORARY	566,835	546,454	370,748	565,679	565,679
6001003 SALARIES OVERTIME	103,718	95,800	46,294	98,000	98,000
6001004 SALARIES SHIFT DIFFERENTIAL	14,199	16,200	9,514	16,200	16,200
6001008 STAND-BY PAY	7,945	8,500	5,185	8,500	8,500
6001009 OTHER PERSONNEL SERVICES	5,117	5,000	962	0	0
0000010 Personnel Service Totals	2,463,140	2,545,106	1,514,417	2,545,973	2,545,973
0000040 Contractual Expenditures					
6004004 MATERIAL & SUPPLIES-OTHER	1,618	0	0	0	0
6004006 GARAGE & SHOP OPERATIONAL SUPP	300	0	0	0	0
6004010 BOOKS AND SUBSCRIPTIONS	1,228	500	1,131	500	500
6004012 OFFICE SUPPLIES	7,166	5,700	2,956	6,500	6,500
6004021 BLDG MAINTENANCE SUPPLIES	626	500	7,277	750	750
6004022 FUEL AND HEATING SUPPLIES	3,861	6,500	3,981	6,500	6,500
6004023 BLDG AND GROUNDS SUPPLIES	965	500	211	500	500
6004030 FOOD AND BEVERAGES	1,402	1,000	0	1,000	1,000
6004040 MOTOR EQUIPMENT SUPPLIES	384	0	0	0	0
6004041 PHOTOGRAPHIC SUPPLIES	0	200	0	200	200
6004045 TRAINING AND EDUCATIONAL SUPPL	1,649	0	0	0	0
6004046 GAS OIL GREASE AND DIESEL FUEL	196	0	0	0	0
6004048 MISC OPERATIONAL SUPPLIES	83,337	49,000	29,386	49,000	49,000
6004050 ANIMAL FOOD	199	1,000	0	1,000	1,000
6004051 OPERATIONAL SUPPLIES	263	0	0	0	0
6004052 UNIFORMS	16,919	18,400	739	18,400	18,400
6004054 SAFETY SUPPLIES	11,968	1,500	0	1,500	1,500
6004055 COMPUTER SOFTWARE AND SUPPLIES	700	5,000	0	5,000	5,000
6004062 MEDICAL LAB & CLINIC SUPPLIES	184	0	0	0	0
6004073 SUBSCRIPTIONS	379	0	0	0	0
6004100 POSTAGE AND FREIGHT	43	0	0	0	0
6004113 WATER AND SEWAGE CHARGES	4,177	5,500	4,352	5,500	5,500
6004115 ELECTRIC CURRENT	5,778	7,000	3,501	7,000	7,000

REPORT:BP032

BROOME COUNTY GOVERNMENT
REVENUE AND APPROPRIATION SUMMARY BY DEPARTMENT

FUND: 1010 General Operating
DEPT: 22000000 Security

Account	2019 Actuals	2020 Budget	2020 YTD Actuals As of 08/29/20	2021 Budget Requested	2021 Budget Recommended
6004117 BUILDING AND GROUNDS EXPENSES	6,501	4,500	8,675	4,500	4,500
6004126 RECREATIONAL AND ACTIVITY EXPE	45	0	0	0	0
6004130 MOTOR EQUIP REPAIRS AND MAINT	598	0	0	0	0
6004137 ADVERTISING AND PROMOTION EXPE	907	0	0	0	0
6004138 OTHER OPERATIONAL EXPENSES	5,502	25,500	2,033	25,500	25,500
6004139 Trust Account Outflows	26,878	0	0	0	0
6004160 MILEAGE AND PARKING-LOCAL	15	0	15	0	0
6004161 TRAVEL HOTEL AND MEALS	3,402	1,500	274	1,500	1,500
6004162 EDUCATION AND TRAINING	2,181	1,000	0	1,000	1,000
6004192 SOFTWARE MAINTENANCE	7,188	0	7,188	0	0
6004196 COPYING MACHINE RENTALS	3,800	4,030	4,395	4,030	4,030
6004200 PROPERTY LOSS	2,280	298	1,200	0	0
6004203 INSURANCE CLAIMS	2,627	0	0	0	0
6004402 LAB SERVICES	4,770	8,000	2,475	8,000	8,000
6004568 VETERINARIAN SERVICES	33,142	35,000	20,743	45,000	45,000
6004591 CASH SHORT AND OVER	10	0	0	0	0
0000040 Contractual Expenditures Totals	243,188	182,128	100,532	192,880	192,880
0000041 Chargeback Expenses					
6004602 INSURANCE PREMIUM CHARGEBACK	14,507	6,791	3,396	6,661	6,661
6004606 TELEPHONE BILLING ACCOUNT	1,116	929	551	1,482	1,482
6004609 DATA PROCESSING CHARGEBACKS	5,711	9,564	0	12,409	12,409
6004610 PERSONNEL SERVICES CHARGEBACKS	23,329	28,507	0	23,000	23,000
6004614 OTHER CHARGEBACK EXPENSES	341	561	0	344	344
6004615 GASOLINE CHARGEBACK	20,640	33,600	9,062	30,500	30,500
6004616 FLEET SERVICE CHARGEBACK	42,864	47,360	0	46,360	46,360
6004617 DUPLICATING/PRINTING CHARGEBAC	577	1,224	222	511	511
6004618 OFFICE SUPPLIES CHARGEBACK	341	310	182	344	344
6004619 BUILDING SERVICE CHARGEBACK	2,833	5,000	884	5,000	5,000
6004626 TRANSPORTATION SERVICES CHARGE	31,923	67,961	0	51,756	51,756
0000041 Chargeback Expenses Totals	144,182	201,807	14,297	178,367	178,367
0000060 Principal on Indebtedness					
6006008 PRINCIPAL ON CAPITAL LEASE	1,222	0	0	0	0
0000060 Principal on Indebtedness Totals	1,222	0	0	0	0
0000070 Interest on Indebtedness					

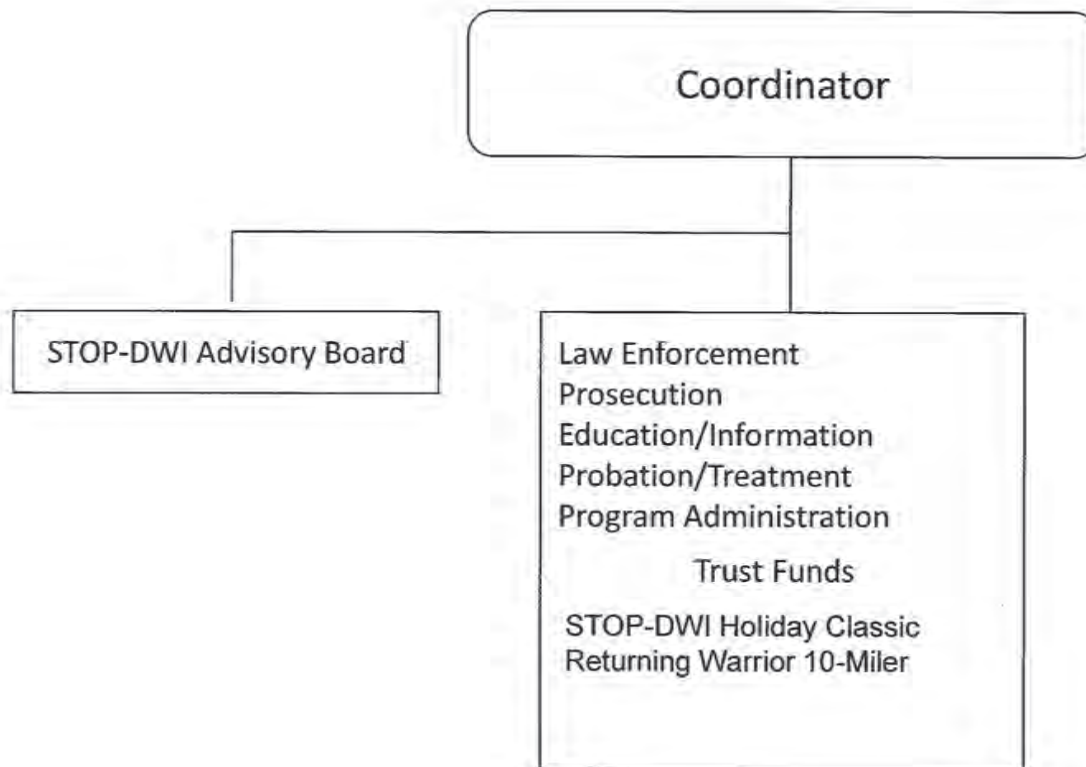
REPORT:BP032

BROOME COUNTY GOVERNMENT
REVENUE AND APPROPRIATION SUMMARY BY DEPARTMENT

FUND: 1010 General Operating
DEPT: 22000000 Security

Account	2019 Actuals	2020 Budget	2020 YTD Actuals As of 08/29/20	2021 Budget Requested	2021 Budget Recommended
6007005 INTEREST ON CAPITAL LEASE	183	0	0	0	0
0000070 Interest on Indebtedness Totals	183	0	0	0	0
0000080 Employee Benefits					
6008001 STATE RETIREMENT	297,415	305,466	147,991	296,999	296,999
6008002 SOCIAL SECURITY	179,179	196,473	110,942	195,057	195,057
6008004 WORKERS COMPENSATION	19,318	26,817	13,409	33,842	33,842
6008006 LIFE INSURANCE	289	600	194	585	585
6008007 HEALTH INSURANCE	319,344	362,852	201,495	361,554	361,554
6008009 RETIREE HEALTH INSURANCE	96,329	99,355	78,336	123,344	123,344
6008010 DISABILITY INSURANCE	2,111	2,709	1,598	2,637	2,637
6008011 UNEMPLOYMENT INSURANCE	267	0	12,743	0	0
6008013 HEALTH INS - RETIRE INCENTIVE	3,944	0	0	0	0
0000080 Employee Benefits Totals	918,196	994,272	566,708	1,014,018	1,014,018
Exp Totals for Dept: 22000000	3,770,111	3,923,313	2,195,954	3,931,238	3,931,238
Total for Dept: 22000000	-1,115,609	-912,770	-862,743	-930,824	-930,824

STOP - DWI



STOP-DWI

Mission Statement

To develop and coordinate a comprehensive DWI counter-measure program to reduce impaired driving related crashes, injuries and fatalities.

Description

STOP-DWI stands for “Special Traffic Options Program for Driving While Intoxicated”. The STOP-DWI program was enacted by the State Legislature in 1981 for the purposes of empowering county governments to coordinate local efforts to reduce the incidence of impaired driving within the context of a comprehensive and financially self-sustaining highway safety program.

Pursuant to Article 31 Section 1197 of the New York State Vehicle and Traffic Law and 15 NYCRR Part 172 of the Commissioner’s Rules and Regulations, the Broome County STOP-DWI Program develops and coordinates a comprehensive DWI countermeasures program that places a priority on general deterrence, the prevention of impaired driving through high visibility enforcement and prosecution efforts. To that end, STOP-DWI funds enhanced police patrols that are dedicated to DWI enforcement as well as provides specialized breath testing equipment and video cameras to police agencies. The District Attorney’s office receives funds for a prosecutor to specialize in felony DWI prosecutions. STOP-DWI also provides funding to the Broome County Probation Department to deal with recidivist DWI offenders.

In addition, STOP-DWI funds an effective traditional and social media campaign in order to heighten public awareness about the dangers of impaired driving and to promote the enforcement and prosecution efforts. STOP-DWI serves as the ignition interlock device monitor for all DWI conditional discharge cases in Broome County and assists SUNY Broome Community College with their Impaired Driver Program.

STOP-DWI also sponsors numerous training seminars for prosecutors, police, educators, and treatment professionals who work with various aspects of the impaired driving issues. STOP-DWI works with area middle and high schools and conducts numerous community outreach programs. The STOP-DWI Program also uses the popularity of sports to further promote its safe driving and healthy lifestyles message.

STOP-DWI operates pursuant to 15 NYCRR Part 172 of the Commissioners Rules and Regulations which limits funding to enhancement programs which reduce the incidence of impaired driving. Broome County’s STOP-DWI Program is supported entirely by the fines of people convicted of driving while intoxicated, DWI probation supervision fees, and state and federal grants.

2021 Objectives

Enforcement and Adjudication Component

- Continue the high visibility STOP-DWI Task Force Program using specially marked patrol vehicles and overtime patrols that are dedicated to DWI enforcement.
- Purchase specialized breath testing equipment and supplies for DWI enforcement.

- Support specialized crash investigation and reconstruction efforts among Broome County's law enforcement agencies.
- Support the Drug Recognition Expert (DRE) program with area police agencies.
- Continue the STOP-DWI prosecution program with the Broome County District Attorney's office.
- Continue the STOP-DWI probation program with the Broome County Probation Department.
- Continue funding an in-house random drug testing program for DWI probationers.
- Continue monitoring interlock devices for conditional discharge cases.

Education and Public Awareness Component

- Continue specialized education programs for enforcement, prosecution, education, and treatment professionals who work with various aspects of the impaired driving issues.
- Continue to offer TIPS Alcohol Server Training Program to on-premise (bars, taverns) and off-premise (caterers) establishments and to work with licensed establishments on the prevention of impaired driving.
- Conduct community outreach public speaking engagements, and make videos, displays, and printed materials available to schools and other organizations.
- Continue to support education and public awareness activities in middle schools and high schools.
- Conduct a comprehensive electronic and print advertising campaign to promote awareness about the DWI issue.
- Conduct special projects/events such as the STOP-DWI Winter Classic and Teen Traffic Safety Day to further promote the STOP-DWI and healthy lifestyles message to youth and the community.

Administrative/Evaluation Component:

- Work with the STOP-DWI Advisory Board, local officials and public and private community organizations to develop and coordinate a comprehensive DWI countermeasure program.
- Monitor and evaluate traffic crash, arrest, and conviction data to assess the effectiveness of Broome County's effort.
- Coordinate local efforts to implement the Ignition Interlock Device (IID) requirements of Leandra's Law.
- Seek private/corporate sponsorship to help finance education and promotional efforts.
- Serve as Director of SUNY Broome's Impaired Driver Program (IDP).

2021 Budget Highlights

- Application of DWI fine revenues to cover program expenses resulting in no cost to local taxpayers.
- Application of DWI Probation Supervision Fees to fund STOP-DWI's Probation programming.
- Zero application of STOP-DWI fund balance.
- Maintaining a comprehensive DWI countermeasures program with declining DWI fine revenues.
- Providing financial assistance to county and local law enforcement to purchase specialized equipment and fund overtime patrols.
- Obtaining grant funding to off-set loss of DWI fine money and minimize reductions in law enforcement and education programs.
- STOP-DWI Coordinator activities will be performed by the Arena Manager.
- STOP-DWI Secretary position will be unfunded and covered by a temporary position for 2021

STOP-DWI 24000003

<u>Title of Position</u>	<u>Grade/Unit</u>	2019 <u>Actuals</u>	As of July 6, 2020 Current <u>Authorized</u>	2021 <u>Requested</u>	2021 <u>Recommended</u>
<u>Full-Time Positions</u>					
STOP DWI Coordinator*	22 Admin	1	1	1	1
Secretary**	13 CSEA	1	1	1	1
Total Full-Time Positions		2	2	2	2
<u>Part-Time Positions</u>					
None					
Total Part-Time Positions		0	0	0	0
Total Positions		2	2	2	2

*One position unfunded since 2017

**One position unfunded in 2021

REPORT:BP032

BROOME COUNTY GOVERNMENT
REVENUE AND APPROPRIATION SUMMARY BY DEPARTMENT

FUND: 1010 General Operating
DEPT: 24000000 STOP DWI

Account	2019 Actuals	2020 Budget	2020 YTD Actuals As of 08/29/20	2021 Budget Requested	2021 Budget Recommended
0000005 Fines and Forfeitures					
5000491 STOP DWI FINES	174,164	201,000	74,661	170,000	170,000
5000492 DWI SUPERVISION FEES	25,454	32,000	14,832	20,000	20,000
0000005 Fines and Forfeitures Total	199,618	233,000	89,493	190,000	190,000
0000007 Misc Interfund Revenues					
5000545 CREDIT CARD REBATES	50	50	26	50	50
5000546 Trust Account Inflows	30,125	0	0	0	0
0000007 Misc Interfund Revenues Total	30,175	50	26	50	50
0000008 State Aid					
5000835 STATE AID	6,466	0	0	0	0
0000008 State Aid Total	6,466	0	0	0	0
0000009 Federal Aid					
5000946 FEDERAL AID - OTHER	7,258	9,000	9,049	7,000	7,000
0000009 Federal Aid Total	7,258	9,000	9,049	7,000	7,000
Rev Totals for Dept: 24000000	243,517	242,050	98,568	197,050	197,050
0000010 Personnel Service					
6001000 SALARIES FULL-TIME	33,633	49,332	30,617	0	0
6001002 SALARIES TEMPORARY	0	0	0	20,450	20,450
0000010 Personnel Service Totals	33,633	49,332	30,617	20,450	20,450
0000040 Contractual Expenditures					
6004010 BOOKS AND SUBSCRIPTIONS	103	150	91	150	150
6004012 OFFICE SUPPLIES	204	400	242	250	250
6004048 MISC OPERATIONAL SUPPLIES	1,406	850	299	1,000	1,000

REPORT:BP032

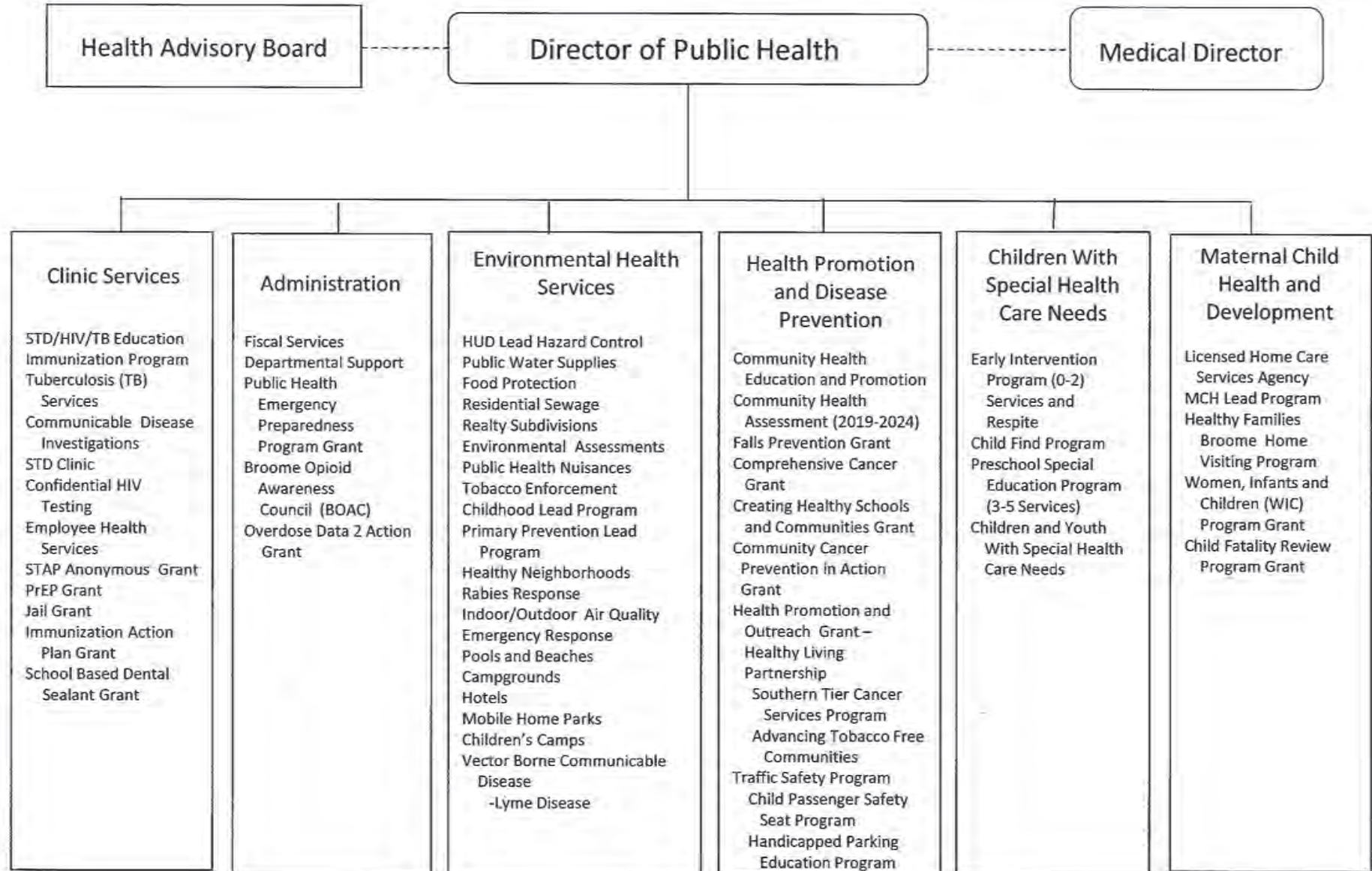
BROOME COUNTY GOVERNMENT
REVENUE AND APPROPRIATION SUMMARY BY DEPARTMENTFUND: 1010 General Operating
DEPT: 24000000 STOP DWI

Account	2019 Actuals	2020 Budget	2020 YTD Actuals As of 08/29/20	2021 Budget Requested	2021 Budget Recommended
6004105 DUES AND MEMBERSHIPS	617	600	600	600	600
6004137 ADVERTISING AND PROMOTION EXPE	33,697	35,038	15,301	38,521	38,521
6004139 Trust Account Outflows	34,931	0	0	0	0
6004146 SUBCONTRACTED PROGRAM EXPENSE	32,035	35,500	1,788	35,500	35,500
6004161 TRAVEL HOTEL AND MEALS	351	400	0	400	400
6004162 EDUCATION AND TRAINING	0	300	0	300	300
6004196 COPYING MACHINE RENTALS	1,098	1,200	732	1,200	1,200
0000040 Contractual Expenditures Totals	104,442	74,438	19,053	77,921	77,921
0000041 Chargeback Expenses					
6004602 INSURANCE PREMIUM CHARGEBACK	123	111	111	151	151
6004606 TELEPHONE BILLING ACCOUNT	317	697	114	726	726
6004609 DATA PROCESSING CHARGEBACKS	2,855	2,737	1,369	2,814	2,914
6004610 PERSONNEL SERVICES CHARGEBACKS	83,721	75,000	30,000	65,000	65,000
6004614 OTHER CHARGEBACK EXPENSES	71	83	10	53	53
6004617 DUPLICATING/PRINTING CHARGEAC	357	252	0	268	268
6004618 OFFICE SUPPLIES CHARGEBACK	573	580	310	565	565
0000041 Chargeback Expenses Totals	88,017	79,460	31,914	69,677	69,677
0000080 Employee Benefits					
6008001 STATE RETIREMENT	6,718	8,781	4,567	0	0
6008002 SOCIAL SECURITY	2,421	3,774	2,248	1,565	1,565
6008004 WORKERS COMPENSATION	179	157	79	132	132
6008006 LIFE INSURANCE	9	15	5	0	0
6008007 HEALTH INSURANCE	6,554	6,722	4,145	0	0
6008009 RETIREE HEALTH INSURANCE	18,365	19,283	12,855	27,305	27,305
6008010 DISABILITY INSURANCE	82	88	57	0	0
0000080 Employee Benefits Totals	34,328	38,820	23,956	29,002	29,002
Exp Totals for Dept: 24000000	260,420	242,050	105,540	197,050	197,050
Total for Dept: 24000000	-16,903	0	-6,972	0	0

Health

<u>Department/Division</u>	<u>Page</u>
Health	
Administration	210
Environmental Health	219
Clinics and Disease Control	224
Maternal Child Health Development	230
Mental Health	
Mental Health	238
Willow Point Nursing Home	
Administration and General	245
Nursing	254
Dietary	260
Cleanliness and Safety	264
Social Programs	269
Ancillaries	273
Debt Service	276
Transfers	278

Public Health



HEALTH

Administration

Mission Statement

Administration exists to establish and maintain the necessary infrastructure to assure the quality and consistency of public health services provided to the community in a cost-effective manner. The department strives to reduce inefficiencies, provide economies, and ensure compliance with regulations, accreditation standards and laws established by governing bodies. Administration serves as a “hub” between external recipients and internal recipients of services.

Description of Services

The Administration Division is composed of three units: fiscal, departmental support, and administration.

- The fiscal unit is responsible for all facets of the Health Department’s finances. Under the direction of the Fiscal Services Administrator, the fiscal staff provide payroll and personnel processing, accounts payable and receivables, cash management, statistical and financial analysis, billing, claiming and grants management. In addition, the unit prepares complex financial and statistical reports including cost reports, state aid applications, and various reports for Health Department programs. Staff provides information and guidance on fiscal matters to the other divisions. Fiscal staff act as liaisons to agency and non-agency staff regarding fiscal and program operations, departmental budget requests, and grant programs. The Fiscal Services Administrator coordinates the budget process, fiscal procedures, and personnel activities for the entire Health Department.
- Departmental support assigned staff members are responsible for maintaining a clean and safe physical environment for the

clients/visitors. Expenses support the infrastructure of the Health Department including telecommunications, service contracts, and information technology.

- Plans, directs, and administers all public health programs and services according to applicable laws and regulations as described in the Broome County Charter, Public Health Law and federal regulations.
- Serves as a primary and expert resource for establishing and maintaining public health policies, practices and capacity.
- Conducts public health surveillance, investigates public health issues, and evaluates public health interventions targeting chronic disease prevention and control, emerging infectious disease outbreaks, toxic exposures, environmental health problems, injuries, unintentional child fatalities, injuries or deaths due to motor vehicle, pedestrian and bicycle crashes, communicable diseases, maternal child health morbidity, and tobacco control and preventive cancer services.
- The Public Health Emergency Preparedness and Response Program improves the capacity of Broome County to prevent, protect against, mitigate, respond to, and recover from emergencies and disasters of public health significance. This mission is accomplished by maintaining and updating the Public Health Emergency Preparedness and Response Plan, conducting emergency exercises to test and improve upon current capabilities, and providing training and education to first responders, health department staff, the health and medical community, and the general public.
- Directs the 2019-2024 Community Health Assessment and Community Health Improvement Plan process and functions as a community liaison in the process.
- Provides direct supervision and direction of departmental community health education and promotion activities. Coordinates and administers health education and health

promotion activities in collaboration with other community agencies, stakeholders, residents and elected officials.

- Provides direct supervision and direction to the fiscal and departmental support staff.

2021 Objectives

- Engage in meaningful research of community health status, measured by jurisdictional mortality, incidence, or prevalence. Assess county characteristics such as poverty, health disparities, and health literacy to determine health behaviors, adverse health events, and populations at risk.
- Coordinate stakeholders from all sectors to participate in the Community Health Improvement Plan.
- Develop a well-trained and competent workforce through assessing training needs and collaborative planning with institutions of higher learning to maintain the technological tools of the public health infrastructure that are necessary to support all essential public health services.
- Increase awareness of chronic disease prevention through evidence-based health promotion and education activities and strategies that encourage lifestyle changes and engages community members where they live, learn, work, play, and pray.
- Build the capacity of community organizations to provide health information and programming as part of “doing business” offering cost-effective programs that impact health outcomes and are easy to replicate.
- Collaborate with institutions of higher learning to bring in expertise in planning and evaluation, epidemiologic studies, data collection, and management.
- Continue to support and coordinate and develop the Broome Opioid Awareness Council (BOAC) along with strengthening the planning capacity of the county to reduce the social and health

harms related to the misuse of opioid drugs. The multidisciplinary council, led by the Broome County Opioid Overdose Coordinator, seeks to improve the county’s response to the growing opioid abuse crisis facing residents and to reduce the incidence and prevalence of opioid addiction and death. Goals have been established within the structure of subcommittees intending to: educate the public about addiction and available services; facilitate the development of appropriate treatment and prevention services; and strengthen the capacity of law enforcement and the courts to protect the community.

- The Public Health Emergency Preparedness Program will utilize grant funding to enhance infrastructure for responding to emerging infectious diseases such as Ebola and the Zika and COVID-19 viruses which may affect the health and safety of Broome County residents. This may include meeting with hospital personnel, convening drills, practicing donning and doffing of personal protective equipment, and communication exercises with EMS, hospital CMOs, and the County Executive Office.

2021 Budget Highlights

- Continue to maintain emphasis on reducing the opioid crisis with the direction of the Broome County Opioid Prevention Coordinator and Overdose Data to Action Grant to help build and support the county response infrastructure.
- Maintain health education activities to provide for coordination of efforts to prevent diseases and encourage healthy lifestyles by building the capacity of community organizations and by seeking insurance reimbursement where appropriate.
- Improved community health assessment and surveillance activities through coordination with other community agencies.

- Continued maximization of grant funding to support operating budget as the focus of public health shifts from direct services provision to surveillance, assurance, and policy development.
- Prioritization of expenses to reflect identified staff needs for education and technology, while focusing on equitable salary levels for recruiting and retaining staff.

Health 25010004 Administration		As of July 6, 2020			
<u>Title of Position</u>	<u>Grade/Unit</u>	<u>2019 Actuals</u>	<u>Current Authorized</u>	<u>2021 Requested</u>	<u>2021 Recommended</u>
<u>Full-Time Positions</u>					
Director of Public Health	I Admin	1	1	1	1
Deputy Director of Public Health	D Admin	0	1	1	1
Fiscal Services Administrator	24 Admin	1	1	1	1
Supervising Public Health Educator****	21 BAPA	1	1	1	1
Senior Accountant	18 BAPA	1	1	1	1
Principal Account Clerk	13 CSEA	3	3	3	3
Secretary	13 CSEA	1	1	1	1
Senior Custodial Worker	9 CSEA	1	1	1	1
Total Full-Time Positions		9	10	10	10
<u>Part-Time Positions</u>					
Deputy Director of Public Health*	D Admin	1	1	0	0
Secretary***	13 CSEA	1	1	0	0
Senior Account Clerk	9 CSEA	1	1	1	1
Account Clerk**	7 CSEA	1	0	0	0
Total Part-Time Positions		4	3	1	1
Total Positions		13	13	11	11

* One position unfunded since 2018, abolished in 2021

** One position unfunded since 2018, abolished in 2020

*** One position unfunded in 2019, abolished in 2021.

****One position unfunded in 2021

BROOME COUNTY GOVERNMENT
 REVENUE AND APPROPRIATION SUMMARY
 BY DEPARTMENT AND DIVISION

FUND: 1010 General Operating
 DEPT: 25000000 Health
 DIV: 01 Health-Administration

Account	2019 Actuals	2020 Budget	2020 YTD Actuals As of 08/29/20	2021 Budget Requested	2021 Budget Recommended
5000000 Health					
0000002 Departmental Income					
5000195 FACILITY RENTALS	19,135	0	0	0	0
5000331 CHARGEBACK TO GRANTS	218,439	151,231	72,966	120,041	120,041
5000335 COPIER CHARGEBACK	4,662	3,817	2,291	4,662	4,662
0000002 Departmental Income Totals	242,236	155,048	75,257	124,703	124,703
0000003 Use of Money					
5000470 VENDING MACHINE	1,366	600	543	600	600
0000003 Use of Money Totals	1,366	600	543	600	600
0000007 Misc Interfund Revenues					
5000534 TRANSFER FROM INSURANCE RESERV	2,599	742	742	0	0
5000545 CREDIT CARD REBATES	943	0	747	0	0
0000007 Misc Interfund Revenues Totals	3,542	742	1,489	0	0
0000008 State Aid					
5000821 PUBLIC HEALTH WORK	605,098	670,021	551,774	681,944	681,944
5000890 SOEM REVENUE	757	0	0	0	0
0000008 State Aid Totals	605,855	670,021	551,774	681,944	681,944
0000009 Federal Aid					
5000990 FEMA REVENUE	2,271	0	0	0	0
0000009 Federal Aid Totals	2,271	0	0	0	0
Rev Total for Div: 2501	855,270	826,411	629,063	807,247	807,247
0000010 Personnel Service					
6001000 SALARIES FULL-TIME	499,535	511,012	326,042	528,995	528,995
6001001 SALARIES PART-TIME	23,020	23,859	14,629	24,395	24,395

REPORT:BP033

BROOME COUNTY GOVERNMENT
REVENUE AND APPROPRIATION SUMMARY
BY DEPARTMENT AND DIVISION

FUND: 1010 General Operating
DEPT: 25000000 Health
DIV: 01 Health-Administration

Account	2019 Actuals	2020 Budget	2020 YTD Actuals As of 08/29/20	2021 Budget Requested	2021 Budget Recommended
6001002 SALARIES TEMPORARY	86,651	100,812	55,473	104,866	104,866
6001003 SALARIES OVERTIME	3,859	5,191	3,201	5,401	5,401
0000010 Personnel Service Totals	613,065	640,874	399,345	663,657	663,657
0000040 Contractual Expenditures					
6004010 BOOKS AND SUBSCRIPTIONS	684	856	461	610	610
6004011 DUPLICATING AND PRINTING RM SU	-24	0	0	0	0
6004012 OFFICE SUPPLIES	1,786	2,500	138	2,500	2,500
6004022 FUEL AND HEATING SUPPLIES	10,689	14,000	8,985	13,000	13,000
6004023 BLDG AND GROUNDS SUPPLIES	2,245	4,000	2,092	4,000	4,000
6004045 TRAINING AND EDUCATIONAL SUPPL	0	0	-16	0	0
6004046 GAS OIL GREASE AND DIESEL FUEL	3,056	300	0	300	300
6004056 COMPUTER EQUIPMENT(NON CAPITAL	-64	0	-64	0	0
6004100 POSTAGE AND FREIGHT	1,361	1,000	992	1,300	1,300
6004105 DUES AND MEMBERSHIPS	5,638	5,963	-450	5,913	5,913
6004111 BUILDING AND LAND RENTAL	51,001	492,323	255,669	551,234	551,234
6004113 WATER AND SEWAGE CHARGES	2,125	2,595	643	2,595	2,595
6004115 ELECTRIC CURRENT	27,639	33,000	21,048	32,000	32,000
6004117 BUILDING AND GROUNDS EXPENSES	9,196	7,150	4,892	9,256	9,256
6004137 ADVERTISING AND PROMOTION EXPE	40	0	0	0	0
6004138 OTHER OPERATIONAL EXPENSES	134	0	0	0	0
6004146 SUBCONTRACTED PROGRAM EXPENSE	29	0	9	0	0
6004147 OTHER PROGRAM EXPENSE	49,878	25,000	0	25,000	25,000
6004160 MILEAGE AND PARKING-LOCAL	23	100	0	100	100
6004161 TRAVEL HOTEL AND MEALS	564	1,980	60	1,980	1,980
6004162 EDUCATION AND TRAINING	770	1,599	0	1,599	1,599
6004165 ADVISORY BD/TRUSTEES EXPENSES	0	250	0	200	200
6004168 OTHER PERSONNEL EXPENSES	100	118	0	118	118
6004169 DAY TRIP MEAL REIMBURSEMENT	92	0	30	0	0
6004196 COPYING MACHINE RENTALS	2,650	4,200	2,648	4,590	4,590
6004200 PROPERTY LOSS	2,599	742	742	0	0
6004413 OTHER HEALTH AND MEDICAL SERVI	130,084	105,906	26,352	116,751	116,751
6004500 ACCTG AND COST ALLOCATION SERV	1,500	1,500	1,500	2,000	2,000
0000040 Contractual Expenditures Totals	303,795	705,082	325,731	775,046	775,046
0000041 Chargeback Expenses					
6004601 INDIRECT COSTS	399,544	459,075	0	445,592	445,592
6004602 INSURANCE PREMIUM CHARGEBACK	5,739	1,778	889	2,299	2,299
6004604 DPW SECURITY CHARGEBACKS	96,169	98,858	49,484	105,489	105,489

REPORT:BP033

BROOME COUNTY GOVERNMENT
 REVENUE AND APPROPRIATION SUMMARY
 BY DEPARTMENT AND DIVISION

FUND: 1010 General Operating
 DEPT: 25000000 Health
 DIV: 01 Health-Administration

Account	2019 Actuals	2020 Budget	2020 YTD Actuals As of 08/29/20	2021 Budget Requested	2021 Budget Recommended
6004605 COUNTY ATTORNEY CHARGEBACKS	23,249	28,188	12,183	23,249	23,249
6004606 TELEPHONE BILLING ACCOUNT	7,055	11,484	3,759	11,953	11,953
6004609 DATA PROCESSING CHARGEBACKS	111,317	76,487	70,915	76,588	76,588
6004614 OTHER CHARGEBACK EXPENSES	1,838	2,115	248	2,135	2,135
6004615 GASOLINE CHARGEBACK	-2,758	354	61	561	561
6004616 FLEET SERVICE CHARGEBACK	961	615	-12,666	926	926
6004617 DUPLICATING/PRINTING CHARGEBAC	2,400	2,543	1,141	2,400	2,400
6004618 OFFICE SUPPLIES CHARGEBACK	203	200	792	205	205
6004619 BUILDING SERVICE CHARGEBACK	3,605	2,000	0	2,000	2,000
0000041 Chargeback Expenses Totals	649,322	683,697	126,806	673,397	673,397
0000060 Principal on Indebtedness					
6006008 PRINCIPAL ON CAPITAL LEASE	416,626	0	0	0	0
0000060 Principal on Indebtedness Totals	416,626	0	0	0	0
0000070 Interest on Indebtedness					
6007005 INTEREST ON CAPITAL LEASE	19,206	0	0	0	0
0000070 Interest on Indebtedness Totals	19,206	0	0	0	0
0000080 Employee Benefits					
6008001 STATE RETIREMENT	102,481	111,629	40,332	117,654	117,654
6008002 SOCIAL SECURITY	43,562	49,026	28,191	50,769	50,769
6008004 WORKERS COMPENSATION	7,470	6,585	3,406	6,144	6,144
6008006 LIFE INSURANCE	95	195	60	195	195
6008007 HEALTH INSURANCE	152,448	168,038	99,153	181,603	181,603
6008009 RETIREE HEALTH INSURANCE	203,441	233,123	146,110	251,064	251,064
6008010 DISABILITY INSURANCE	612	747	417	747	747
6008013 HEALTH INS - RETIRE INCENTIVE	3,841	0	0	0	0
0000080 Employee Benefits Totals	513,950	569,343	317,669	608,176	608,176
Exp Total for Div: 2501	2,515,964	2,598,996	1,169,551	2,720,276	2,720,276

REPORT:BP033

BROOME COUNTY GOVERNMENT
REVENUE AND APPROPRIATION SUMMARY
BY DEPARTMENT AND DIVISION

FUND: 1010 General Operating
DEPT: 25000000 Health
DIV: 01 Health-Administration

Account	2019 Actuals	2020 Budget	2020 YTD Actuals As of 08/29/20	2021 Budget Requested	2021 Budget Recommended
Total for Div: 25000000	-1,660,694	-1,772,585	-540,488	-1,913,029	-1,913,029

Health

Environmental Health

Mission Statement

To promote the public health and prevent communicable disease, chronic conditions and injury by providing technical assistance to the regulated community and education to the public in various program areas, including but not limited to food service, emergency preparedness, water and air quality, rabies control, lead poisoning prevention, swimming pool inspections and public health nuisances. The Division is charged with the enforcement of the New York State Sanitary Code, the Broome County Sanitary Code and sections of the Public Health Law.

Description of Services

The Division of Environmental Health conducts routine inspections of approximately 1,500 regulated facilities, responds to complaints of public health nuisances, rabies control, enforces the Clean Indoor Air Act and the Adolescent Tobacco Use Prevention Act, reviews plans for public water and private sewage disposal systems, permitting and regulation of swimming pools, bathing beaches, mobile home parks, hotels/motels, food facilities, campgrounds, children camps, coordinates lead poisoning prevention efforts and the Healthy Neighborhood Program, Lyme disease education, conducts communicable disease outbreak investigations and educates facility operators with training courses and the general public with appearances and media releases. The Division of Environmental Health also responds to emergencies and participates in other department emergency planning initiatives.

2021 Objectives

- Continue to monitor and reduce public health hazards found during inspections within program areas, along with increased education and enforcement actions.
- Implement new program policies and procedures to maintain accountability and efficiency.
- Modify Environmental Health staff roles to meet the increasing demands with limited staff and funding.
- Prioritize program objectives to those of high risk. Cut or limit non-mandated programs to meet budget constraints.
- Modify inspection protocols to increase program efficiency and minimize excessive travel. Introduce the use of electronic inspection reports to maximize efficiency.
- Increase educational awareness of Environmental Health issues via free in-house and on-line training courses, smart phone apps and media.
- Develop partnerships with all municipal code enforcement officers to minimize residential environmental hazards.

2021 Budget Highlights

- Continue to pursue grants to decrease net county support.
- Minimize unnecessary and costly human post exposure prophylaxis by providing health care specialists the tools necessary to make sound judgments when providing treatment.
- Change job titles after retirements to make programs more cost effective.
- Continue to meet all New York State Department of Health program deliverables with a limited and static budget.

Health 25050004 Environmental Health		As of July 6,2020			
<u>Title of Position</u>	<u>Grade/Unit</u>	<u>2019 Actuals</u>	<u>Current Authorized</u>	<u>2021 Requested</u>	<u>2021 Recommended</u>
<u>Full-Time Positions</u>					
Director of Environmental Health Services	D Admin	1	1	1	1
Senior Public Health Engineer	28 BAPA	1	1	1	1
Groundwater Management Specialist	23 BAPA	2	2	2	2
Senior Public Health Sanitarian	20 BAPA	2	2	2	2
Public Health Sanitarian	17 CSEA	3	3	3	3
Public Health Technician	14 CSEA	1	1	1	1
Secretary	13 CSEA	1	1	1	1
Keyboard Specialist	8 CSEA	1	1	1	1
Total Full-Time Positions		12	12	12	12
<u>Part-Time Positions</u>					
None					
Total Part-Time Positions		0	0	0	0
Total Positions		12	12	12	12

BROOME COUNTY GOVERNMENT
 REVENUE AND APPROPRIATION SUMMARY
 BY DEPARTMENT AND DIVISION

FUND: 1010 General Operating
 DEPT: 25000000 Health
 DIV: 05 Health-Environmental Health

Account	2019 Actuals	2020 Budget	2020 YTD Actuals As of 08/29/20	2021 Budget Requested	2021 Budget Recommended
0000002 Departmental Income					
5000118 FEES FOR SERVICES	248,247	237,380	160,925	233,957	233,957
5000119 PUBLIC HEALTH FINES	7,000	10,000	3,490	10,000	10,000
5000331 CHARGEBACK TO GRANTS	56,143	56,008	10,394	53,669	53,669
5000335 COPIER CHARGEBACK	3,960	3,959	1,980	3,960	3,960
0000002 Departmental Income Totals	315,350	307,347	176,789	301,586	301,586
0000008 State Aid					
5000821 PUBLIC HEALTH WORK	216,268	241,485	108,424	293,900	293,900
5000824 RABIES	20,815	20,672	4,828	20,642	20,642
0000008 State Aid Totals	237,083	262,157	113,252	314,542	314,542
Rev Total for Div: 2505	552,433	569,504	290,041	616,128	616,128
0000010 Personnel Service					
6001000 SALARIES FULL-TIME	636,826	709,066	359,022	702,345	702,345
6001002 SALARIES TEMPORARY	43	0	0	0	0
6001003 SALARIES OVERTIME	0	2,821	0	0	0
0000010 Personnel Service Totals	636,869	711,887	359,022	702,345	702,345
0000040 Contractual Expenditures					
6004010 BOOKS AND SUBSCRIPTIONS	568	534	582	569	569
6004012 OFFICE SUPPLIES	790	1,500	640	1,500	1,500
6004061 ENVIRONMENTAL HEALTH SUPPLIES	5,462	17,901	7,355	7,901	7,901
6004062 MEDICAL LAB & CLINIC SUPPLIES	2,947	10,552	3,435	10,552	10,552
6004100 POSTAGE AND FREIGHT	1,197	1,000	694	1,000	1,000
6004105 DUES AND MEMBERSHIPS	0	15	0	15	15
6004117 BUILDING AND GROUNDS EXPENSES	196	0	0	0	0
6004137 ADVERTISING AND PROMOTION EXPE	43	100	0	100	100
6004138 OTHER OPERATIONAL EXPENSES	31	0	0	0	0
6004160 MILEAGE AND PARKING-LOCAL	69	348	0	348	348
6004169 DAY TRIP MEAL REIMBURSEMENT	40	150	0	150	150
6004196 COPYING MACHINE RENTALS	2,473	5,000	3,008	5,000	5,000

REPORT:BP033

BROOME COUNTY GOVERNMENT
REVENUE AND APPROPRIATION SUMMARY
BY DEPARTMENT AND DIVISION

FUND: 1010 General Operating
DEPT: 25000000 Health
DIV: 05 Health-Environmental Health

Account	2019 Actuals	2020 Budget	2020 YTD Actuals As of 08/29/20	2021 Budget Requested	2021 Budget Recommended
6004402 LAB SERVICES	2,138	5,000	1,965	5,000	5,000
6004413 OTHER HEALTH AND MEDICAL SERVI	12,471	15,680	10,131	15,680	15,680
0000040 Contractual Expenditures Totals	28,425	57,780	27,810	47,815	47,815
0000041 Chargeback Expenses					
6004604 DPW SECURITY CHARGEBACKS	150	0	110	0	0
6004605 COUNTY ATTORNEY CHARGEBACKS	7,562	20,000	-5,115	20,000	20,000
6004606 TELEPHONE BILLING ACCOUNT	2,607	2,500	1,302	3,904	3,904
6004609 DATA PROCESSING CHARGEBACKS	28,041	27,370	12,919	28,503	28,503
6004614 OTHER CHARGEBACK EXPENSES	2,936	715	1,185	2,492	2,492
6004615 GASOLINE CHARGEBACK	2,779	5,664	583	5,363	5,363
6004616 FLEET SERVICE CHARGEBACK	8,471	9,836	5,126	8,857	8,857
6004617 DUPLICATING/PRINTING CHARGEBAC	2,425	3,062	1,360	2,500	2,500
6004618 OFFICE SUPPLIES CHARGEBACK	3,450	3,357	2,127	3,450	3,450
0000041 Chargeback Expenses Totals	58,421	72,504	19,597	75,069	75,069
0000060 Principal on Indebtedness					
6006008 PRINCIPAL ON CAPITAL LEASE	1,562	0	0	0	0
0000060 Principal on Indebtedness Totals	1,562	0	0	0	0
0000070 Interest on Indebtedness					
6007005 INTEREST ON CAPITAL LEASE	562	0	0	0	0
0000070 Interest on Indebtedness Totals	562	0	0	0	0
0000080 Employee Benefits					
6008001 STATE RETIREMENT	103,450	112,603	49,165	112,367	112,367
6008002 SOCIAL SECURITY	46,561	54,746	26,323	53,729	53,729
6008004 WORKERS COMPENSATION	7,833	6,942	3,054	6,382	6,382
6008006 LIFE INSURANCE	82	180	48	180	180
6008007 HEALTH INSURANCE	93,197	114,603	45,890	109,453	109,453
6008009 RETIREE HEALTH INSURANCE	145,900	154,256	119,478	188,178	188,178
6008010 DISABILITY INSURANCE	248	528	231	528	528
6008011 UNEMPLOYMENT INSURANCE	2,455	0	793	0	0
6008013 HEALTH INS - RETIRE INCENTIVE	3,906	0	0	0	0

REPORT:BP033

BROOME COUNTY GOVERNMENT
REVENUE AND APPROPRIATION SUMMARY
BY DEPARTMENT AND DIVISION

FUND: 1010 General Operating
DEPT: 25000000 Health
DIV: 05 Health-Environmental Health

Account	2019 Actuals	2020 Budget	2020 YTD Actuals As of 08/29/20	2021 Budget Requested	2021 Budget Recommended
0000080 Employee Benefits Totals	403,632	443,858	244,982	470,817	470,817
Exp Total for Div: 2505	1,129,471	1,286,029	651,411	1,296,046	1,296,046
Total for Div: 25000000	-577,038	-716,525	-361,370	-679,918	-679,918

HEALTH

Clinics and Disease Control

Mission Statement

The Broome County Health Department Clinic Services Division focuses on prevention of the transmission of infection and communicable diseases through the coordination of community resources, surveillance, health education, consultation and direct care based on community need.

Description of Services

The Clinic Services Division provides specialized clinical services in an outpatient care setting. Services include:

- 1) Communicable disease surveillance, which investigates diseases that the NYS Department of Health has designated as reportable.
- 2) Immunizations, to increase immunization rate of children and adults. Efforts involve education and acting as a safety net by providing immunizations for all age groups to people that are uninsured, underinsured or may not have a primary care provider.
- 3) Sexually transmitted disease (STD), by providing medical care and treatment to people who are at risk or may have come in contact with an STD. STD services are also provided to inmates at the Broome County Sheriff's Correctional Facility.
- 4) Anonymous and confidential HIV testing and counseling.
- 5) Tuberculosis (TB) control by providing education, testing, and treatment to high-risk populations in the community who may have been infected with TB.
- 6) Employee health services to Broome County Health Department employees.

- 7) Oral health education and preventative services to 2nd and 3rd grade students in elementary schools with the highest free lunch participation.

2021 Objectives

- Continue to respond to COVID-19 cases and identified contacts in an effort to contain the spread and reduce the number of deaths related to COVID-19.
- Through a coordinated effort, participate in and collaborate with community agencies in a community-wide emergency preparedness response plan including development and implementation of regional stockpile distribution and mass immunization/prophylaxis clinics.
- The community will continue to be served by a system to monitor infectious diseases by subgroup.
- Prevent and minimize vaccine-preventable diseases by providing education, surveillance and direct service as needed.
- Under the "Immunization Quality Improvement for Providers" (IQIP) model, work with local providers to increase the vaccination rates of children and adolescents.
- Continue to build and strengthen the Broome County Adult Immunization Coalition with the intent to promote the importance of immunizations for adults.
- Reduce the transmission of sexually transmitted diseases by providing education, surveillance and direct service as needed.
- Prevent HIV infection in individuals at highest risk for HIV, through outreach and education on PrEP (Pre-exposure Prophylaxis).
- Continue to offer confidential and anonymous HIV testing.
- Evaluate for tuberculosis infection and reduce transmission by providing targeted testing, education, surveillance and direct service to populations at risk.
- Through contracted services with Lourdes Center for Oral Health,

provide oral health education and preventive dental services to elementary school children.

2021 Budget Highlights

- Continue to expand revenue collection procedures for all services, including sexually transmitted disease services by establishing contracts with third party payers and continuing to bill for sexually transmitted disease services with patient approval.
- Maximize grant revenues to support the operating budget. Several grants help maintain our operating costs down, these include the IAP (Immunization Action Program) Grant, PrEP Grant, the STAP (Southern Tier Aids Program) Anonymous Grant, and the Broome County Sheriff's Correctional Facility Grant.
- Increase staff development and training in their fields of expertise and programs, i.e. Tuberculosis, sexually transmitted disease, immunizations, and communicable disease.

Health 25020004 Clinics and Disease Control		As of July 6, 2020			
<u>Title of Position</u>	<u>Grade/Unit</u>	<u>2019 Actuals</u>	<u>Current Authorized</u>	<u>2021 Requested</u>	<u>2021 Recommended</u>
<u>Full-Time Positions</u>					
Director of Clinic Services	C Admin	1	1	1	1
Supervising Public Health Nurse***	20 BAPA	1	1	0	0
Nurse Practitioner*****	27 CSEA	1	1	0	0
Public Health Nurse	17 CSEA	4	4	4	4
HIV Program Representative	14 CSEA	1	1	1	1
Senior Registered Professional Nurse**	14 CSEA	1	1	0	0
Secretary****	13 CSEA	1	1	0	0
Senior Medical Assistant	13 CSEA	1	1	1	1
Patient Accounts Representative*****	8 CSEA	2	2	0	0
Total Full-Time Positions		13	13	7	7
<u>Part-Time Positions</u>					
Medical Director STD/HIV Clinic*	NA	1	1	0	0
Medical Director TB *****	NA	1	1	0	0
Medical Director - Employee Health Services	NA	1	1	1	1
Nurse Practitioner	27 CSEA	1	1	1	1
Public Health Nurse	17 CSEA	1	1	1	1
Receptionist Typist	6 CSEA	1	1	1	1
Total Part-Time Positions		6	6	4	4
Total Positions		19	19	11	11

* Unfunded since 2014, abolished in 2021

** Unfunded since 2015, abolished in 2021

*** Unfunded in 2018, abolished in 2021

**** Unfunded since 2018, abolished in 2021

***** Unfunded in 2019, abolished in 2021

*****Two positions unfunded in 2019, abolished in 2021

*****Unfunded in 2020, abolished in 2021

BROOME COUNTY GOVERNMENT
 REVENUE AND APPROPRIATION SUMMARY
 BY DEPARTMENT AND DIVISION

FUND: 1010 General Operating
 DEPT: 25000000 Health
 DIV: 02 Health-Clinic & Disease Control

Account	2019 Actuals	2020 Budget	2020 YTD Actuals As of 08/29/20	2021 Budget Requested	2021 Budget Recommended
0000002 Departmental Income					
5000118 FEES FOR SERVICES	80,666	83,350	19,539	78,000	78,000
5000311 WORKERS COMP PHYSICALS	0	4,000	4,000	4,000	4,000
5000331 CHARGEBACK TO GRANTS	95,531	103,286	32,079	102,673	102,673
5000333 OTHER DEPARTMENTAL CHARGEBACK	7,338	4,970	2,306	6,789	6,789
0000002 Departmental Income Totals	183,535	195,606	57,924	191,462	191,462
0000007 Misc Interfund Revenues					
5000530 REFUNDS OF PRIOR YEARS EXPENDI	2,128	0	0	0	0
0000007 Misc Interfund Revenues Totals	2,128	0	0	0	0
0000008 State Aid					
5000821 PUBLIC HEALTH WORK	301,975	293,592	121,438	278,520	278,520
0000008 State Aid Totals	301,975	293,592	121,438	278,520	278,520
Rev Total for Div: 2502	487,638	489,198	179,362	469,982	469,982
0000010 Personnel Service					
6001000 SALARIES FULL-TIME	369,519	378,996	232,080	386,571	386,571
6001001 SALARIES PART-TIME	34,040	46,117	20,068	51,121	51,121
6001002 SALARIES TEMPORARY	115,380	135,831	66,880	87,481	87,481
6001003 SALARIES OVERTIME	0	0	429	2,289	2,289
0000010 Personnel Service Totals	518,939	560,944	319,457	527,462	527,462
0000040 Contractual Expenditures					
6004010 BOOKS AND SUBSCRIPTIONS	70	749	0	695	695
6004012 OFFICE SUPPLIES	3,552	5,600	643	5,000	5,000
6004023 BLDG AND GROUNDS SUPPLIES	0	0	137	0	0
6004045 TRAINING AND EDUCATIONAL SUPPL	0	100	0	50	50
6004046 GAS OIL GREASE AND DIESEL FUEL	0	50	0	50	50
6004048 MISC OPERATIONAL SUPPLIES	18	0	0	0	0

REPORT:BP033

BROOME COUNTY GOVERNMENT
REVENUE AND APPROPRIATION SUMMARY
BY DEPARTMENT AND DIVISION

FUND: 1010 General Operating

DEPT: 25000000 Health

DIV: 02 Health-Clinic & Disease Control

Account	2019 Actuals	2020 Budget	2020 YTD Actuals As of 08/29/20	2021 Budget Requested	2021 Budget Recommended
6004060 NURSING SUPPLIES	95	0	0	0	0
6004062 MEDICAL LAB & CLINIC SUPPLIES	39,384	57,310	9,904	51,611	51,611
6004063 PRESCRIPTION DRUGS	7,370	15,000	2,590	12,000	12,000
6004100 POSTAGE AND FREIGHT	145	250	53	250	250
6004105 DUES AND MEMBERSHIPS	0	35	0	35	35
6004117 BUILDING AND GROUNDS EXPENSES	0	200	85	200	200
6004123 MEDICAL HOSPITAL AND LAB EXPEN	327	2,000	514	2,000	2,000
6004136 OPERATIONAL EQUIPMENT REPAIRS	649	1,500	829	1,200	1,200
6004137 ADVERTISING AND PROMOTION EXPE	166	150	0	150	150
6004138 OTHER OPERATIONAL EXPENSES	200	200	0	200	200
6004146 SUBCONTRACTED PROGRAM EXPENSE	182	700	22	700	700
6004160 MILEAGE AND PARKING-LOCAL	687	1,700	196	800	800
6004161 TRAVEL HOTEL AND MEALS	0	500	0	200	200
6004162 EDUCATION AND TRAINING	0	1,000	0	750	750
6004169 DAY TRIP MEAL REIMBURSEMENT	10	100	0	50	50
6004196 COPYING MACHINE RENTALS	840	2,460	1,640	2,460	2,460
6004402 LAB SERVICES	4,848	15,000	1,459	12,500	12,500
6004406 MEDICAL AND HOSPITAL SERVICES	45	2,000	214	1,500	1,500
6004411 PHYSICIAN SERVICES	13,900	27,800	9,267	27,800	27,800
6004413 OTHER HEALTH AND MEDICAL SERVI	1,500	2,500	0	1,500	1,500
6004573 OTHER FEES FOR SERVICES	6	10	0	10	10
6004593 OTHER GOVERNMENTS PAYMENTS	995	1,000	297	1,000	1,000
0000040 Contractual Expenditures Totals	74,989	137,914	27,850	122,711	122,711
0000041 Chargeback Expenses					
6004604 DPW SECURITY CHARGEBACKS	250	0	55	0	0
6004606 TELEPHONE BILLING ACCOUNT	4,329	5,344	2,317	6,053	6,053
6004609 DATA PROCESSING CHARGEBACKS	63,721	59,157	37,731	80,271	80,271
6004614 OTHER CHARGEBACK EXPENSES	807	830	649	760	760
6004615 GASOLINE CHARGEBACK	266	30	0	536	536
6004616 FLEET SERVICE CHARGEBACK	800	52	0	886	886
6004617 DUPLICATING/PRINTING CHARGEBAC	395	620	174	395	395
6004618 OFFICE SUPPLIES CHARGEBACK	450	519	343	450	450
0000041 Chargeback Expenses Totals	71,018	66,552	41,269	89,351	89,351
0000060 Principal on Indebtedness					
6006008 PRINCIPAL ON CAPITAL LEASE	1,260	0	0	0	0
0000060 Principal on Indebtedness Totals	1,260	0	0	0	0

REPORT:BP033

BROOME COUNTY GOVERNMENT
 REVENUE AND APPROPRIATION SUMMARY
 BY DEPARTMENT AND DIVISION

FUND: 1010 General Operating
 DEPT: 25000000 Health
 DIV: 02 Health-Clinic & Disease Control

Account	2019 Actuals	2020 Budget	2020 YTD Actuals As of 08/29/20	2021 Budget Requested	2021 Budget Recommended
0000070 Interest on Indebtedness					
6007005 INTEREST ON CAPITAL LEASE	360	0	0	0	0
0000070 Interest on Indebtedness Totals	360	0	0	0	0
0000080 Employee Benefits					
6008001 STATE RETIREMENT	69,537	74,801	36,685	83,087	83,087
6008002 SOCIAL SECURITY	37,855	42,912	23,133	40,351	40,351
6008004 WORKERS COMPENSATION	6,348	5,799	2,776	5,200	5,200
6008006 LIFE INSURANCE	75	180	47	180	180
6008007 HEALTH INSURANCE	71,862	74,263	53,541	86,911	86,911
6008009 RETIREE HEALTH INSURANCE	245,425	261,778	166,901	262,835	262,835
6008010 DISABILITY INSURANCE	658	879	458	879	879
6008013 HEALTH INS - RETIRE INCENTIVE	1,200	0	0	0	0
0000080 Employee Benefits Totals	432,960	460,612	283,541	479,443	479,443
Exp Total for Div: 2502	1,099,526	1,226,022	672,117	1,218,967	1,218,967
Total for Div: 25000000	-611,888	-736,824	-492,755	-748,985	-748,985

HEALTH

Maternal Child Health and Development

Mission Statement

Promote the growth and development of children with special needs and their families through identification, assessment, education, and service provision. Improve the health of women, infants and children through health teaching, health counseling, and early identification of real and potential health problems.

Description of Services

Through Public Health Nurses (PHN) outreach via phone calls to mothers of high-risk birth babies, nurses respond to questions, concerns and offer community resources. Information about health care, child care, and child growth and development is offered. One of the PHN staff is a certified lactation counselor to better serve and support breastfeeding efforts in the community. Additional areas of expertise include: home safety, psychosocial assessment, community referrals for substance abuse, domestic violence, mental health, and ongoing parent education.

The Broome County Child Fatality Review Team, established in 2008, recently expanded to become the Broome-Tioga Regional Child Fatality Review Team (B-T CFRT). This is a multidisciplinary team of professionals established in 2019 pursuant to New York State Social Services Law (SSL) to review the death of any child under the age of 18 whose death is unexpected or unexplained. The Team is authorized to review any unexpected or unexplained death, but priority is given to instances where

- any child for whom Child Protective Services has an open case.
- any child for whom at the time his/her death has an open preventive services case in Broome County or Tioga County.

- any child who at the time of his/her death was in the care and custody or guardianship and custody of Social Services or a voluntary authorized agency.
- a report was made to the New York Statewide Central Register of Child Abuse and Maltreatment involving the death of a child.

The Health Department has sponsored the Women, Infants and Children's (WIC) Program in Broome County since 1979. The WIC Program is a supplemental food program that services approximately 5,000 participants throughout the county. Clinics are held almost daily with evening and weekend hours to meet the needs of the families enrolled. WIC nutrition staff provides nutrition education and support to families who receive a prescribed food package every month to assist with growth and proper development during pregnancy, lactation, infancy and early childhood up to the child's fifth birthday. Staff makes referrals to community agencies to assist the families with meeting their needs and goals. The program offers an enhanced peer counseling program to support and promote breastfeeding. Anthropometric measurements and hemoglobin levels are obtained to assist with assessment of the clients' health status and the staff communicates with health care providers as needed. WIC staff continue to screen for elevated lead levels for children in collaboration with the Environmental Health staff.

Early Intervention Program service coordinators work closely with families of children with developmental delays and/or diagnosed conditions with a high probability of delay, to identify the families' concerns and priorities for their children. Individualized family service plans are constructed by the service coordinator with the family and agreed upon by the family and the Early Intervention Official/Designee. Early Intervention service coordinators also offer referral information to families regarding a variety of topics, including childhood lead poisoning, health insurance and community events where families can connect with other families of children with developmental disabilities

and delays. The Early Intervention Program is a federally mandated statewide program offering evaluations and therapeutic support services for infants and children (from birth up to three years of age) with special needs and their families.

The Child Find component of the Early Intervention Program focuses on ensuring at-risk children are engaged in primary health care, will receive appropriate developmental surveillance and screening from a primary care provider, are referred to the Early Intervention Program for a multi-disciplinary evaluation when indicated and have health insurance coverage. The recent Public Health Law amendment updating the definition of “elevated blood lead level” to ≥ 5 micrograms per deciliter increases the number of children referred to Child Find as at-risk for developmental delays.

From Early Intervention, a child may transition into the Preschool Special Education Program for children aged three to five with a suspected or confirmed delay or disability which affect his or her ability to learn. Children aged three to five may also be referred directly to the Preschool Special Education Program. Resources including special education and therapy (occupational, physical, and speech) are available to assist parents of preschool children with disabilities to help them prepare their children for the transition to school (kindergarten). Participation in quality learning experiences is important for all children to achieve high educational standards. Allowing children with and without disabilities opportunities to learn together in the least restrictive environment, whenever possible, benefits all children.

Outreach is provided to community agencies, schools, and primary care providers to streamline the referral process for children with, and at risk for, developmental delays.

The Children and Youth with Special Health Care Needs (CYSHCN) Program assists families in ascertaining community resources, as well

as providing outreach throughout the community to increase awareness of resources available, to identify unmet health and related needs, and to collaborate with community partners to develop plans to overcome barriers and increase access to services. Outreach activities include participation in community health fairs and events, presentations at meetings of community and health organizations, and informational sessions sponsored by the CYSHCN grant.

Healthy Families Broome is part of a statewide initiative, Healthy Families New York (HFNY). The HFNY program works to improve the health and wellbeing of families, infants, and children. The program offers voluntary home-based services to expectant families and new parents, beginning prenatally or shortly after the birth of a child.

2021 Objectives

Maternal Child Health

- Continue to improve breastfeeding initiation rates and duration through education provided to prenatal clients and through support of postpartum women and infants as soon after delivery as possible.
- Increase outreach to mothers and families with newborns including phone outreach to identified high-risk births and welcome packets to all new babies.
- Continue to provide nursing assessment and education to children with identified elevated blood lead levels and refer at risk dwellings for assessment.
- Ensure appropriate newborn bloodspot screening, follow-up testing, and referral to services.
- Reduce fetal, infant and child death by early identification of problems, developing and implementing interventions and providing community education.

- Increase the number of children screened for lead poisoning at age one and two by providing information to parents, communicating with physicians and providing referrals to the Environmental Health division and continuing screening of children enrolled in WIC.
- Continue to meet nutritional demands of women, infants and children through the WIC program, continue to improve breastfeeding initiation and duration through support of the WIC nutrition and peer counseling staff and breast pump program.
- Continue to review and update Quality Assurance Corporate Compliance Plan in the division to ensure program integrity, accuracy, appropriate authorization of service and quality of care.
- Ongoing and increasing need for services in both the Early Intervention Program and the Preschool Special Education Program demands assurance of adequate capacity of needed services for infants and children identified as having developmental and/or learning delays and/or being at risk for developmental delays. Continue working to identify new service providers, including expansion of individual contracts in the Preschool Special Education Program.
- Continue to work successfully to accommodate billing changes in the Early Intervention Program, working with families and providers to obtain all information required to maximize third party insurance payments.
- Continue to strive to meet both federal and state performance standards in the Early Intervention Program.
- Collecting and reporting child outcomes is a requirement of the Individuals with Disabilities Act (IDEA). The performance of the New York State Part C Early Intervention Program on improving child outcomes is now reported in the Annual Performance Report. Continue to strive to improve child outcomes for children enrolled at least six months in the Broome County Early Intervention Program.
- Identify and participate in various community organizations to better foster collaboration and increase awareness of available services.
- Continue to work with and utilize the preschool software program intended for billing Medicaid to maximize reimbursement of eligible services and efficiently capture data that will be useful in completing reports to assist in proficient program management.
- Continue to develop procedures for monitoring of services provided in the Early Intervention and Preschool Special Education programs to ensure that plans developed for each child match both their needs and their ability to participate.
- Continue dialogue with Committee on Preschool Special Education Chairpersons, tuition-based programs, and NYS Education Regional Associates to ensure that eligible children are receiving Free Appropriate Public Education (FAPE) in the Least Restrictive Environment (LRE).
- Work with New York State BEI and regional/local agencies to determine the impact of Health Homes for Children and respond accordingly.
- Healthy Family Broome (HFB) program's goals are to increase number of referrals, assessments, enrollments in the program.

2021 Budget Highlights

- Continue to identify vulnerable families and implement areas of collaboration with Department of Social Services and other human service providers to prevent child abuse/neglect.

- Continue to develop better infrastructure to supplement operating budget costs with third party insurance revenue, state aid and grant funding.
- Continue to assist families in ascertaining community resources to meet their health care needs, through referrals and linkages with community agencies.
- Use local data to expand resources and motivate action toward elimination of lead poisoning in collaboration with the Environmental Health Division and more community agencies.
- Utilize additional funding to the Early Intervention Administration grant to fulfill requirements of increased activities related to the amended definition of “elevated lead levels” in Public Health Law and the proposed corresponding Early Intervention regulations.
- The NYSDOH has awarded an RFP to develop a new Operational Support System for the Early Intervention Program. The *EI Hub* will replace NYEIS, and is to include Provider Enrollment and Management, Child/Case Management, and State Fiscal Agent services. Rollout is scheduled to begin in May 2021.
- The New York State Early Intervention State Fiscal Agent continues to work to maximize insurance payments for covered services in the Early Intervention Program. Third party insurance coverage of services in the Early Intervention Program remains marginal, with Medicaid and Escrow funds bearing the majority of the costs. Work to ensure that Medicaid coverage is fully utilized before payments are made from Escrow funds.
- Ongoing and increasing requirements of children with disabilities and developmental delays will continue to challenge the department to find resources to meet their needs. As the national incidence of young children diagnosed as having Autism rises, the increase is being seen at the local level as well. This will continue to present a challenge to identify appropriate

services that will adequately support them and meet their needs.

- Understanding of the effects of Adverse Childhood Experiences is emerging. Focus efforts to increase awareness and develop ways to support survivors.

Health 25060004 Maternal Child Health and Development		As of July 6, 2020			
<u>Title of Position</u>	<u>Grade/Unit</u>	<u>2019 Actuals</u>	<u>Current Authorized</u>	<u>2021 Requested</u>	<u>2021 Recommended</u>
<u>Full-Time Positions</u>					
Public Health Nurse*	17 CSEA	3	3	0	0
Preschool Special Education Program Coord.	17 CSEA	1	1	1	1
Early Intervention Service Coordinator	16 CSEA	6	6	6	6
Health Information Technician	11 CSEA	1	1	1	1
Total Full-Time Positions		11	11	8	8
<u>Part-Time Positions</u>					
Director of Children w/Spec. Needs Program	C Admin	1	1	1	1
Dir of Maternal Child Health & Dev	C Admin	1	1	0	0
Supervising Public Health Nurse	20 BAPA	1	1	1	1
Children w/Spec. Needs Program Supervisor	20 BAPA	1	1	1	1
Public Health Nurse	17 CSEA	2	2	2	2
Secretary	13 CSEA	1	1	1	1
Keyboard Specialist	8 CSEA	1	1	1	1
Health Program Specialist	8 CSEA	1	1	1	1
Total Part-Time Positions		9	9	8	8
Total Positions		20	20	16	16

* One position unfunded in 2019, three abolished in 2021

BROOME COUNTY GOVERNMENT
 REVENUE AND APPROPRIATION SUMMARY
 BY DEPARTMENT AND DIVISION

FUND: 1010 General Operating
 DEPT: 25000000 Health
 DIV: 06 Health-Maternal Child Health & Dev

Account	2019 Actuals	2020 Budget	2020 YTD Actuals As of 08/29/20	2021 Budget Requested	2021 Budget Recommended
0000002 Departmental Income					
5000112 STUDENT TUITION, PT DAY	1,300	1,000	0	0	0
5000118 FEES FOR SERVICES	2,153,435	1,229,438	609,943	1,343,070	1,343,070
5000331 CHARGEBACK TO GRANTS	30,942	0	4,242	22,367	22,367
5000333 OTHER DEPARTMENTAL CHARGEBACK	121,189	103,155	48,126	140,951	140,951
5000335 COPIER CHARGEBACK	2,340	2,300	1,297	2,340	2,340
5000426 MISCELLANEOUS	109	0	30	0	0
5000428 OTHER CHARGES	53,705	60,713	24,736	61,978	61,978
0000002 Departmental Income Totals	2,363,020	1,396,606	688,374	1,570,706	1,570,706
0000007 Misc Interfund Revenues					
5000530 REFUNDS OF PRIOR YEARS EXPENDI	0	0	1,558	0	0
0000007 Misc Interfund Revenues Totals	0	0	1,558	0	0
0000008 State Aid					
5000808 OTHER STATE AID	400,177	451,638	225,385	451,968	451,968
5000811 EDUCATION-HANDICAPPED CHILDREN	2,768,192	3,521,150	978,429	3,547,464	3,547,464
5000821 PUBLIC HEALTH WORK	145,567	163,691	50,606	75,542	75,542
0000008 State Aid Totals	3,313,936	4,136,479	1,254,420	4,074,974	4,074,974
Rev Total for Div: 2506	5,676,956	5,533,085	1,944,352	5,645,680	5,645,680
0000010 Personnel Service					
6001000 SALARIES FULL-TIME	362,446	417,377	224,642	368,022	368,022
6001001 SALARIES PART-TIME	196,906	277,848	116,357	218,186	218,186
6001002 SALARIES TEMPORARY	96,417	51,215	53,078	86,153	86,153
6001003 SALARIES OVERTIME	1,297	4,370	320	0	0
0000010 Personnel Service Totals	657,066	750,810	394,397	672,361	672,361
0000040 Contractual Expenditures					
6004010 BOOKS AND SUBSCRIPTIONS	3	200	0	0	0

REPORT:BP033

BROOME COUNTY GOVERNMENT
REVENUE AND APPROPRIATION SUMMARY
BY DEPARTMENT AND DIVISION

FUND: 1010 General Operating

DEPT: 25000000 Health

DIV: 06 Health-Maternal Child Health & Dev

Account	2019 Actuals	2020 Budget	2020 YTD Actuals As of 08/29/20	2021 Budget Requested	2021 Budget Recommended
6004012 OFFICE SUPPLIES	2,124	3,500	1,626	3,000	3,000
6004045 TRAINING AND EDUCATIONAL SUPPL	110	1,250	0	3,500	3,500
6004056 COMPUTER EQUIPMENT (NON CAPITAL	326	0	0	0	0
6004060 NURSING SUPPLIES	392	1,000	500	0	0
6004100 POSTAGE AND FREIGHT	0	100	0	100	100
6004105 DUES AND MEMBERSHIPS	102	0	0	0	0
6004137 ADVERTISING AND PROMOTION EXPE	1,132	0	0	2,000	2,000
6004146 SUBCONTRACTED PROGRAM EXPENSE	1,350,300	1,330,433	362,513	1,400,666	1,400,666
6004149 CASE ADMINISTRATION	56,832	60,718	22,612	61,978	61,978
6004160 MILEAGE AND PARKING-LOCAL	10,279	12,243	1,822	8,774	8,774
6004161 TRAVEL HOTEL AND MEALS	0	50	0	50	50
6004162 EDUCATION AND TRAINING	0	340	0	150	150
6004164 NON-EMPLOYEE TRAVEL HOTEL & ME	27,074	26,975	5,292	27,075	27,075
6004196 COPYING MACHINE RENTALS	1,170	3,000	1,976	3,000	3,000
6004405 REHAB AND THERAPY SERVICES	1,822,038	1,900,631	676,183	1,873,887	1,873,887
6004413 OTHER HEALTH AND MEDICAL SERVI	435,974	402,366	93,147	445,119	445,119
6004571 EDUCATION OF HANDICAPPED CHILD	4,224,048	4,424,663	1,955,972	4,513,759	4,513,759
6004573 OTHER FEES FOR SERVICES	29,672	38,696	12,141	41,080	41,080
6004574 CLASSROOM AIDES	317,409	477,854	82,711	325,884	325,884
0000040 Contractual Expenditures Totals	8,278,985	8,684,019	3,216,495	8,710,022	8,710,022
0000041 Chargeback Expenses					
6004604 DPW SECURITY CHARGEBACKS	0	0	55	0	0
6004606 TELEPHONE BILLING ACCOUNT	6,589	7,634	3,448	7,925	7,925
6004609 DATA PROCESSING CHARGEBACKS	116,783	75,297	37,856	70,020	70,020
6004614 OTHER CHARGEBACK EXPENSES	994	870	267	862	862
6004615 GASOLINE CHARGEBACK	367	744	61	583	583
6004616 FLEET SERVICE CHARGEBACK	1,137	1,292	315	964	964
6004617 DUPLICATING/PRINTING CHARGEBAC	7,338	6,000	3,912	7,338	7,338
6004618 OFFICE SUPPLIES CHARGEBACK	4,049	4,000	3,630	7,000	7,000
0000041 Chargeback Expenses Totals	137,257	95,837	49,544	94,692	94,692
0000060 Principal on Indebtedness					
6006008 PRINCIPAL ON CAPITAL LEASE	1,178	0	0	0	0
0000060 Principal on Indebtedness Totals	1,178	0	0	0	0
0000070 Interest on Indebtedness					

REPORT:BP033

BROOME COUNTY GOVERNMENT
 REVENUE AND APPROPRIATION SUMMARY
 BY DEPARTMENT AND DIVISION

FUND: 1010 General Operating
 DEPT: 25000000 Health
 DIV: 06 Health-Maternal Child Health & Dev

Account	2019 Actuals	2020 Budget	2020 YTD Actuals As of 08/29/20	2021 Budget Requested	2021 Budget Recommended
6007005 INTEREST ON CAPITAL LEASE	616	0	0	0	0
0000070 Interest on Indebtedness Totals	616	0	0	0	0
0000080 Employee Benefits					
6008001 STATE RETIREMENT	103,612	109,535	46,393	95,064	95,064
6008002 SOCIAL SECURITY	46,568	57,438	27,857	51,435	51,435
6008004 WORKERS COMPENSATION	8,190	7,724	3,863	6,585	6,585
6008006 LIFE INSURANCE	115	270	69	240	240
6008007 HEALTH INSURANCE	154,801	194,309	96,768	187,118	187,118
6008009 RETIREE HEALTH INSURANCE	150,040	157,542	103,824	158,979	158,979
6008010 DISABILITY INSURANCE	899	1,143	614	1,143	1,143
0000080 Employee Benefits Totals	464,225	527,961	279,388	500,564	500,564
Exp Total for Div: 2506	9,539,327	10,058,627	3,939,824	9,977,639	9,977,639
Total for Div: 25000000	-3,862,371	-4,525,542	-1,995,472	-4,331,959	-4,331,959

MENTAL HEALTH

Commissioner

Contract Agencies

County-Operated

ALCOHOL & SUBSTANCE

Addiction Center of Broome County
 Dual Recovery
 Family Support Navigator
 Outpatient Treatment
 Peer Advocate
 Rehabilitation
 Fairview Recovery Services
 Addiction Stabilization Center
 Residential Rehabilitation-Men
 Residential Rehabilitation-Women
 Shelter Plus Care
 Vocational Rehabilitation
 VOICES Recovery Center
 Helio Health
 Binghamton Evaluation Center
 Lourdes Hospital
 Alcohol & Drug Education
 Prevention Team (ADEPT)
 Student Assistance Program
 United Health Services
 Jail-Based Substance Use
 Disorder Treatment

DEVELOPMENTAL DISABILITIES

Achieve (ARC)
 Supported Employment

DIVISION OF CRIMINAL JUSTICE SERVICES (DCJS)

Southern Tier AIDS Program
 County Reentry Task Force

MENTAL HEALTH

Broome Tioga BOCES
 Promise Zone
 Binghamton University
 Promise Zone
 Catholic Charities
 ACT Team
 Advocacy
 Assisted Competitive Employment
 Children and Youth Re-entry
 Community Respite
 Drop In Center
 Family Peer Support Services
 Four Seasons Psychosocial Club
 High Fidelity Wrap
 Non-Medicaid Care Management
 Non-Medicaid Care Management-
 Health Home
 Parent Partners
 Residential Services
 Transportation
 Children's Home of Wyoming Conference
 Family Peer Support Services
 Clear Path for Veterans
 Veteran Peer to Peer Support
 Community Options of New York
 Supported Employment
 Fairview Recovery Services
 MICA Homeless

MENTAL HEALTH

Family and Children's Society
 School Based Initiative
 Non-Medicaid Care Management
 Vocational Education
 Mental Health Association of the
 Southern Tier
 Advocacy
 Compeer & Compeer Youth
 Crisis Intervention Team
 Crisis Respite
 Family Peer Support Services
 Non-Medicaid Care Management
 Peer Educators
 Sunrise Wellness Center
 Our Lady of Lourdes Hospital
 Mental Health Juvenile Justice
 United Health Services
 CPEP-Crisis Center
 HOME Program

Community Mental Health

Local Government Unit
 Adult SPOA
 Assisted Outpatient Treatment
 Children's SPOA
 Community Systems Coordinator
 Fiscal Services
 Forensic Court-Ordered
 Examinations and Evaluations
 Performance and Contract
 Management

Grant Management

Drug Free Communities
 National Institute on Drug Abuse
 (NIDA) Grant

Mental Health

Mental Health - 26000004

Mission Statement

To plan, organize, and oversee a comprehensive continuum of care for consumers of public mental hygiene services in Broome County. This continuum of care will provide for the health and safety of Broome County citizens.

Vision

Planning: Broome County Mental Health Department will engage in a participatory planning process to develop mental hygiene services in Broome County. The planning process will include government officials, providers, community representatives, and recipients or their families.

Accountability: The department will assure that state and/or local oversight mechanisms are in place to assure that services are delivered in a responsible and efficient manner.

Coordination: The department will assure that all mental hygiene service providers in Broome County will coordinate and collaborate for the delivery of services that are responsive to the needs of culturally diverse population of recipients.

County Operations: The department's primary role is to facilitate and oversee the continuum of mental hygiene services in Broome County. It has a significant role in contract management for services provided by not-for profit agencies.

Description

The Mental Health Commissioner/Local Government Unit (LGU) is mandated to plan, develop, coordinate and evaluate all local services for the three disabilities encompassed by Mental Hygiene (OMH, OPWDD, and OASAS). This requires interaction on the state level with three separate agencies: Office of Mental Health (OMH), Office of People with Developmental Disabilities (OPWDD), and the Office of Alcoholism and Substance Abuse Services (OASAS). With funding from these agencies, the Mental Health Department oversees a \$26 million System of Care, to enable the department and other agencies to provide necessary services. Interaction, coordination and collaboration are also required with diverse public and private organizations that receive contracts, funding, and/or provide services in the Broome County community.

Mandated by Mental Hygiene Law (MHL), Forensic Services perform court-ordered mental health evaluations, and facilitate Involuntary Transport orders (§9.45) for emergency police transport to CPEP for assessment and evaluation for admission. It manages the Assisted Outpatient Treatment (AOT) program and SAFE Act mandated services. Adult Single Point of Access (SPOA) staff work with individuals with Serious Mental Illness (SMI) released from correctional facilities to transition to appropriate community services.

2021 Objectives

- Focus on the safety of those clients we serve and the employees serving them, as well as the safety of county residents.
- Focus on achieving measurable improvements by implementing continuous quality enhancements.

2021 Budget Highlights

Mental Health recognizes a reduction in County Support.

Mental Health 26000004

<u>Title of Position</u>	<u>Grade/Unit</u>	<u>2019 Actuals</u>	<u>As of July 6,2020 Current Authorized</u>	<u>2021 Requested</u>	<u>2021 Recommended</u>
<u>Full-Time Positions</u>					
Commissioner of Comm. Mental Health Svcs	1 Admin	1	1	1	1
Mental Health Program Coordinator (40)	24 BAPA	1	1	1	1
Keyboard Specialist	8 CSEA	1	1	1	1
Total Full-Time Positions		3	3	3	3
<u>Part-Time Positions</u>					
None					
Total Part-Time Positions		0	0	0	0
Total Positions		3	3	3	3

REPORT:BP032

BROOME COUNTY GOVERNMENT
REVENUE AND APPROPRIATION SUMMARY BY DEPARTMENT

FUND: 1010 General Operating
DEPT: 26000000 Mental Health

Account	2019 Actuals	2020 Budget	2020 YTD Actuals As of 08/29/20	2021 Budget Requested	2021 Budget Recommended
0000002 Departmental Income					
5000120 MENTAL HEALTH FEES	292	750	-1,257	584	584
5000331 CHARGEBACK TO GRANTS	14,564	0	0	0	0
5000333 OTHER DEPARTMENTAL CHARGEBACK	17,324	23,818	7,067	18,497	18,497
5000426 MISCELLANEOUS	54,010	77,515	48,662	109,628	109,628
0000002 Departmental Income Total	86,190	102,083	54,472	128,709	128,709
0000007 Misc Interfund Revenues					
5000545 CREDIT CARD REBATES	9	0	39	0	0
0000007 Misc Interfund Revenues Total	9	0	39	0	0
0000008 State Aid					
5000827 MENTAL HEALTH ADMINISTRATION	149,855	135,447	85,265	135,447	135,447
0000008 State Aid Total	149,855	135,447	85,265	135,447	135,447
0000009 Federal Aid					
5000916 FEDERAL AID - MENTAL HEALTH CL	0	71,447	0	50,500	50,500
0000009 Federal Aid Total	0	71,447	0	50,500	50,500
Rev Totals for Dept: 26000000	236,054	308,977	139,776	314,656	314,656
0000010 Personnel Service					
6001000 SALARIES FULL-TIME	100,603	125,808	66,505	128,508	128,508
6001001 SALARIES PART-TIME	21,743	0	14,221	0	0
0000010 Personnel Service Totals	122,346	125,808	80,726	128,508	128,508
0000040 Contractual Expenditures					
6004010 BOOKS AND SUBSCRIPTIONS	379	500	397	500	500
6004012 OFFICE SUPPLIES	5,793	3,000	3,480	3,000	3,000

BROOME COUNTY GOVERNMENT
REVENUE AND APPROPRIATION SUMMARY BY DEPARTMENT

FUND: 1010 General Operating
DEPT: 26000000 Mental Health

Account	2019 Actuals	2020 Budget	2020 YTD Actuals As of 08/29/20	2021 Budget Requested	2021 Budget Recommended
6004021 BLDG MAINTENANCE SUPPLIES	54	150	113	150	150
6004023 BLDG AND GROUNDS SUPPLIES	10,632	334	5,264	821	821
6004030 FOOD AND BEVERAGES	425	250	0	250	250
6004046 GAS OIL GREASE AND DIESEL FUEL	0	150	0	150	150
6004048 MISC OPERATIONAL SUPPLIES	1,224	500	0	500	500
6004056 COMPUTER EQUIPMENT (NON CAPITAL)	0	3,197	395	3,197	3,197
6004100 POSTAGE AND FREIGHT	0	250	0	250	250
6004105 DUES AND MEMBERSHIPS	6,704	7,655	6,905	8,346	8,346
6004106 GENERAL OFFICE EXPENSES	0	500	0	500	500
6004111 BUILDING AND LAND RENTAL	0	93,936	60,114	103,973	103,973
6004117 BUILDING AND GROUNDS EXPENSES	0	439	1,401	514	514
6004137 ADVERTISING AND PROMOTION EXPE	0	150	0	150	150
6004138 OTHER OPERATIONAL EXPENSES	0	17	5	19	19
6004160 MILEAGE AND PARKING-LOCAL	0	325	0	325	325
6004161 TRAVEL HOTEL AND MEALS	557	750	0	750	750
6004162 EDUCATION AND TRAINING	0	750	0	750	750
6004165 ADVISORY BD/TRUSTEES EXPENSES	855	1,080	149	1,080	1,080
6004169 DAY TRIP MEAL REIMBURSEMENT	10	0	0	0	0
6004196 COPYING MACHINE RENTALS	614	2,768	1,408	3,282	3,282
6004573 OTHER FEES FOR SERVICES	27,777	92,594	13,619	65,968	65,968
0000040 Contractual Expenditures Totals	55,024	209,295	93,330	194,475	194,475
0000041 Chargeback Expenses					
6004602 INSURANCE PREMIUM CHARGEBACK	889	16	8	17	17
6004604 DPW SECURITY CHARGEBACKS	290	16,191	5,578	18,660	18,660
6004605 COUNTY ATTORNEY CHARGEBACKS	23,899	30,625	11,553	30,625	30,625
6004606 TELEPHONE BILLING ACCOUNT	3,662	4,880	898	5,085	5,085
6004609 DATA PROCESSING CHARGEBACKS	60,212	56,514	1,682	26,462	26,462
6004610 PERSONNEL SERVICES CHARGEBACKS	0	0	0	6,714	6,714
6004614 OTHER CHARGEBACK EXPENSES	82	161	1,352	1,221	1,221
6004617 DUPLICATING/PRINTING CHARGEBAC	516	188	19	528	528
6004618 OFFICE SUPPLIES CHARGEBACK	403	478	298	461	461
6004619 BUILDING SERVICE CHARGEBACK	0	5,493	2,098	9,254	9,254
6004621 BUILDING AND LAND RENTAL CHARG	53,903	0	0	0	0
0000041 Chargeback Expenses Totals	143,856	114,546	23,486	99,027	99,027
0000060 Principal on Indebtedness					
6006008 PRINCIPAL ON CAPITAL LEASE	1,451	0	0	0	0

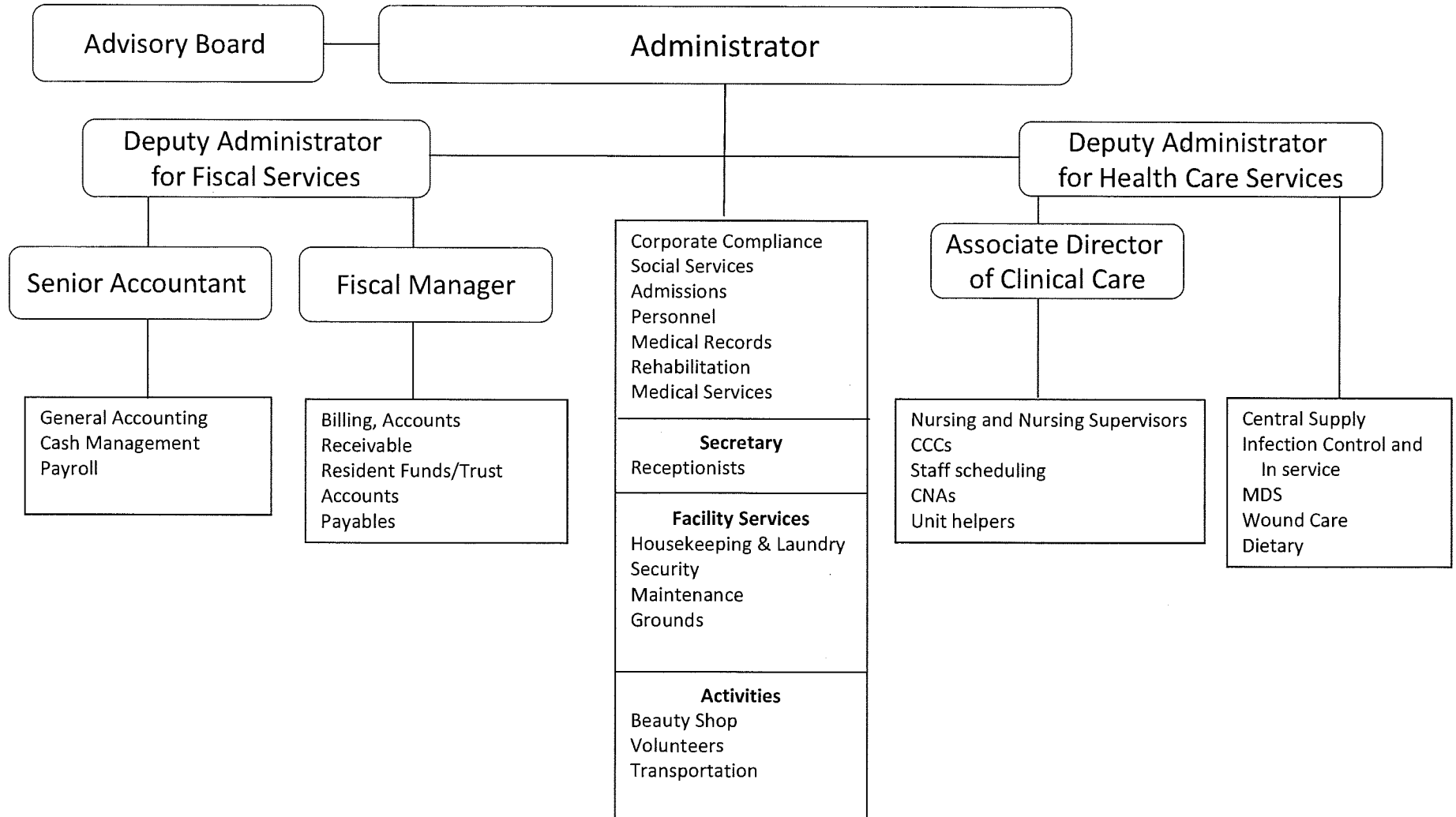
REPORT:BP032

BROOME COUNTY GOVERNMENT
REVENUE AND APPROPRIATION SUMMARY BY DEPARTMENT

FUND: 1010 General Operating
DEPT: 26000000 Mental Health

Account	2019 Actuals	2020 Budget	2020 YTD Actuals As of 08/29/20	2021 Budget Requested	2021 Budget Recommended
0000060 Principal on Indebtedness Totals	1,451	0	0	0	0
0000070 Interest on Indebtedness					
6007005 INTEREST ON CAPITAL LEASE	181	0	0	0	0
0000070 Interest on Indebtedness Totals	181	0	0	0	0
0000080 Employee Benefits					
6008001 STATE RETIREMENT	23,592	18,870	9,996	19,707	19,707
6008002 SOCIAL SECURITY	8,811	9,625	5,815	9,831	9,831
6008004 WORKERS COMPENSATION	44,463	55,314	27,581	51,797	51,797
6008006 LIFE INSURANCE	18	45	12	33	33
6008007 HEALTH INSURANCE	25,202	26,499	16,210	27,824	27,824
6008009 RETIREE HEALTH INSURANCE	367,547	389,436	246,811	387,452	387,452
6008010 DISABILITY INSURANCE	81	88	57	88	88
6008013 HEALTH INS - RETIRE INCENTIVE	6,450	0	0	0	0
0000080 Employee Benefits Totals	476,164	499,877	306,482	496,732	496,732
0000090 Transfers					
6009002 TRANSFER TO GRANT FUND	213,343	201,946	128,507	203,800	203,800
0000090 Transfers Totals	213,343	201,946	128,507	203,800	203,800
Exp Totals for Dept: 26000000	1,012,365	1,151,472	632,531	1,122,542	1,122,542
Total for Dept: 26000000	-776,311	-842,495	-492,755	-807,886	-807,886

Willow Point Rehabilitation and Nursing Center



Willow Point Rehabilitation and Nursing Center

Mission Statement

It is the mission of the Willow Point Rehabilitation and Nursing Center (WPRNC) to serve the elderly and disabled individuals of Broome County that need skilled nursing care and short-term rehabilitation. This includes a comprehensive interdisciplinary approach to care planning with emphasis on quality of life, preservation of dignity and independence for the residents. The team at WPRNC is committed to meeting the physical, emotional, social and spiritual needs of the residents.

Description

Broome County's Willow Point Rehabilitation and Nursing Center has provided skilled nursing care since 1969.

WPRNC is licensed to care for up to 300 residents. The facility is made up of three separate buildings that are connected on at least one level. The *South Building* was built in 1969, which includes three floors, each with single, and double bedrooms. The *North Building* built in 1971, contains two floors with a mix of single and double bedrooms. In 2016 the first floor became home to the new rehabilitation unit composed of 39 single beds. This included a new gym with upgraded equipment to enhance the rehabilitation experience. The newest building; *West Wing* was built in 1988. The *West Wing* is comprised of a 43-bed secure nursing unit for Alzheimer's and dementia care of residents who are also at risk for wandering unsafely. One floor is designated primarily for sub-acute care or short-term rehabilitation services. The rest of the facility provides a variety of skilled nursing care services.

Federal and State regulations dictate the standards required to operate a skilled nursing facility. The New York State Department of Health (NYSDOH) is the licensing and lead oversight entity that is responsible for ensuring regulatory compliance. NYSDOH conducts routine, unannounced inspections and complaint investigations. WPRNC is required to meet all standards or pay penalties, fines and potentially disqualification from the Medicare and Medicaid programs (the primary payment sources). As a government-sponsored facility, there are additional requirements that must be met. For example, State Civil Service employment, Broome County purchasing processes and cash-based accounting rules.

The Administrator relies on the other Administration and general staff to meet the regulations. The Personnel Coordinator is responsible for employee hiring, corrective actions, and discharges.

The Fiscal Department is divided into four supervised areas: Payroll, Accounts Receivable and Resident Banking, Accounts Payable and Budget, General Ledger Accounting and Cost Reporting. Each area has specifically assigned support staff. The Fiscal Services Department is overseen by the Deputy Administrator for Fiscal Services, who reports directly to the Administrator.

The Administration umbrella also encompasses several other areas of the facility including the Admissions department, Barber and Beauty Services, the Medical Director's office, Health Information Management department, Therapeutic Recreation (Activities) and Volunteers.

2021 Objectives

The primary objective for WPRNC is to provide quality resident care in a caring and cost-responsible manner. Everything that Willow Point does for our nursing home residents must strive to meet this goal.

- Continue to develop and coach the leadership team and focus on attracting and retaining talent that consistently exceed expectations in resident care.
- Decrease re-hospitalization rates by utilizing internal resources and knowledge to provide care prior to hospitalization becoming necessary.
- While it is impossible to eliminate DOH complaints and findings, it is necessary to implement processes to improve documentation and processes.
- Increasing staffing to appropriate levels will provide support in all areas of the skilled nursing facility.
- Continually develop relationships with outside providers and facilitators, such as the hospital systems, DSRIP, and Remedy Partners.
- Reorganization of the Fiscal Services Department continues in the current year budget request. Management is still assessing to determine if fewer staff with the current knowledge base can perform efficiently, effectively, and economically.
- Develop more complete and meaningful monthly and annual financial performance metrics
- Continue to develop an assessment of equipment and a multi-year replacement plan
- Evaluate current Infection Control policies and procedures and determine best practices and necessary equipment to minimize impact of an event similar to COVID-19.

2021 Budget Highlights

The 2021 objectives were applied in making budget decisions. Several changes were made to revenues and expenses to reflect a realistic proposed budget.

Revenue

- Revenue projections reflect a 98% occupancy level in the long-term care areas of the building and an 87% occupancy level on the short-term rehabilitation unit. Decreasing the re-hospitalization rate will improve the confidence that the local hospitals have in our abilities to meet the needs of long and short-term residents. The facility's quality measures have improved year over year, further solidifying our reputation with the hospitals, our primary referral base. The MCS Medicare Compare rating system continues to be a struggle, but the facility continues to meet NYS DOH Quality Measures designating it in quintiles eligible for additional reimbursement (approximately \$125,000 in 2020). The facility will use these notable achievements to foster provider relationships to poise for the future.
- Medicare rates are based on historical utilization under the new PDP Reimbursement Model (October 2019 through March 2020) and include a CMS projected increase of approximately 2%. Medicaid rates are based on a reduced current case mix acuity of the residents. This is due to the fact that NYS DOH is proposing changes to the CMI component of the Medicaid reimbursement rate, and these changes are currently suspended under Court ordered injunction. The future is still not set in stone. Rates have been increased by approximately \$5.00 per day to

conservatively account for unknown changes, but with more optimism than the 2020 budget.

- The projected occupancy rate is calculated and predicted using 2018, 2019, and 2020 year-to-date census statistics. (excludes COVID-19 effects)
- All other revenue amounts are based on historical information. (excludes COVID-19 effects)
- The Intergovernmental Transfer Program (IGT) that benefits County Nursing Homes continues in 2020. The proposed budget reflects the anticipation that the county will be able to match IGT. The program is expected to continue in the future, contrary to questions about it continuing in the past. The most recent state budget extended the program for three years (2023).

- Equipment expenditures requests decreased approximately \$100,000
- Interdepartmental chargeback requests increased approximately \$57,000 (Information Technology and DPW increased their requests by \$73,000 and \$50,000 respectively)
- Debt Service requests decreased approximately \$97,000
- Each department's request for overtime appropriations was assessed and reduced where deemed prudent to do so. Many departments have reduced staff over the years and are now facing vacancies as well. There are several departments experiencing heavy stress in this area.

Expenses

- Expenses reflect the continuing challenge of providing quality resident care and services in a facility with increasing infrastructure needs.
- Every vacant position continues to be evaluated before hiring to seek improved efficiencies and reduced expenses.
- No significant staffing realignments have been proposed in this budget.
- 2021 appropriated expenses increased approximately \$129,000 over 2020 appropriated; .396% year to year increase
 - Personnel (salaries and benefits) costs increased approximately \$360,000
 - Contractual expenditure requests decreased approximately \$275,000

Willow Point Nursing Home/Administration and General 27010104 27010304 27010504

<u>Title of Position</u>	<u>Grade/Unit</u>	<u>2019 Actuals</u>	<u>As of July 6,2021</u>		<u>2021 Requested</u>	<u>2021 Recommended</u>
			<u>Current</u>	<u>Authorized</u>		
<u>Full-Time Positions</u>						
Nursing Home Administrator	O Admin	1	1	1	1	1
Deputy NH Administrator-Fiscal Services	F Admin	1	1	1	1	1
Personnel Coordinator/Corporate Compliance	20 Admin	1	1	1	1	1
Personnel Clerk	9 Admin	1	1	1	1	1
Supervising Nurse I / II	21/22 BAPA	1	1	1	1	1
Senior Accountant	18 BAPA	1	1	1	1	1
Fiscal Manager	17 BAPA	1	1	1	1	1
Health Information Administrator	14 BAPA	1	1	1	1	1
Admission Coordinator	22 CSEA	1	1	1	1	1
Accountant (County)*	16 CSEA	2	2	2	2	2
Principal Billing Specialist	15 CSEA	1	1	1	1	1
Secretary	13 CSEA	1	1	1	1	1
Senior Billing Specialist**	13 CSEA	3	3	3	3	3
Health Information Technician	11 CSEA	2	2	2	2	2
Program Assistant	10 CSEA	1	1	1	1	1
Senior Account Clerk	9 CSEA	2	2	2	2	2
Billing Specialist***	9 CSEA	2	2	2	2	2
Certified Nursing Assistant****	7 CSEA	1	0	0	0	0
Sr Clerk	8 CSEA	0	2	2	2	2
Account Clerk*****	7 CSEA	2	2	2	2	2
Clerk****	7 CSEA	5	6	6	6	6
Total Full-Time Positions		31	33	33	33	33
<u>Part-Time Positions</u>						
Clerk	7 CSEA	4	4	4	4	4
Total Part-Time Positions		4	4	4	4	4
TOTAL POSITIONS		35	37	37	37	37
Total Positions		35	37	37	37	37

* One position unfunded in 2019

**One position unfunded in 2019

***Two positions unfunded in 2019

****Certified Nursing Assistant changed to Clerk in 2020

*****Two positions unfunded in 2020

REPORT:BP033

BROOME COUNTY GOVERNMENT
REVENUE AND APPROPRIATION SUMMARY
BY DEPARTMENT AND DIVISION

FUND: 2050 WPNH Operating
DEPT: 27000000 Willow Point
DIV: 01 Willow Point-Admin & General

Account	2019 Actuals	2020 Budget	2020 YTD Actuals As of 08/29/20	2021 Budget Requested	2021 Budget Recommended
7000000 Willow Point					
0000002 Departmental Income					
5000105 XEROX MACHINE	541	1,800	65	1,800	1,800
5000125 MEDICARE PART B	566,278	468,750	546,138	396,000	396,000
5000150 AVIATION LEASED TAX REIMBURSEM	80	0	0	0	0
5000165 MISCELLANEOUS	-199	0	0	0	0
5000179 CHARGES FOR SERVICES	0	0	955,569	0	0
5000206 CHARGES FOR SERVICES	3,361	0	1,644	20,000	20,000
5000210 SNF MEDICARE	4,876,007	5,054,604	2,150,860	5,747,892	5,747,892
5000212 SNF PRIVATE	4,299,078	4,784,206	1,814,475	4,638,522	4,638,522
5000218 SNF NAMI-PATIENT SHARE	1,232,984	3,264,000	850,979	3,264,000	3,264,000
5000238 COMMERCIAL INSURANCE	420,957	550,555	170,060	428,504	428,504
5000426 MISCELLANEOUS	100,525	250,000	203,281	250,000	250,000
5000427 CAFETERIA FEES	45	0	0	0	0
5000431 MISCELLANEOUS	357,282	392,077	128,463	250,000	250,000
0000002 Departmental Income Totals	11,856,939	14,765,992	6,821,534	14,996,718	14,996,718
0000003 Use of Money					
5000451 INTEREST AND EARNINGS	21,624	12,000	1,365	1,500	1,500
5000470 VENDING MACHINE	7,690	30,000	5,982	30,000	30,000
0000003 Use of Money Totals	29,314	42,000	7,347	31,500	31,500
0000007 Misc Interfund Revenues					
5000534 TRANSFER FROM INSURANCE RESERV	75,606	210	210	0	0
5000545 CREDIT CARD REBATES	1,116	1,000	653	1,000	1,000
5000551 CHANGE IN OPEB LIABILITY	12,545,319	0	0	0	0
5000570 EARNINGS ON TEMPORARY INVESTME	12,039	0	0	0	0
0000007 Misc Interfund Revenues Totals	12,634,080	1,210	863	1,000	1,000
0000009 Federal Aid					
5000949 SNF MEDICAID - FEDERAL	18,002,182	15,165,541	9,106,465	15,390,716	15,390,716
0000009 Federal Aid Totals	18,002,182	15,165,541	9,106,465	15,390,716	15,390,716
Rev Total for Div: 2701	42,522,515	29,974,743	15,936,209	30,419,934	30,419,934

BROOME COUNTY GOVERNMENT
 REVENUE AND APPROPRIATION SUMMARY
 BY DEPARTMENT AND DIVISION

FUND: 2050 WFNH Operating
 DEPT: 27000000 Willow Point
 DIV: 01 Willow Point-Admin & General

Account	2019 Actuals	2020 Budget	2020 YTD Actuals As of 08/29/20	2021 Budget Requested	2021 Budget Recommended
0000010 Personnel Service					
6001000 SALARIES FULL-TIME	840,410	1,239,036	584,201	1,246,062	1,246,062
6001001 SALARIES PART-TIME	45,136	47,710	26,265	49,932	49,932
6001002 SALARIES TEMPORARY	18,871	0	17,253	0	0
6001003 SALARIES OVERTIME	8,603	21,797	22,040	25,259	25,259
6001008 STAND-BY PAY	320	0	110	0	0
6001009 OTHER PERSONNEL SERVICES	0	0	140	0	0
6001012 HOLIDAY OVERTIME PAY	423	936	252	1,622	1,622
6001014 INCENTIVES	1,900	10,000	0	0	0
0000010 Personnel Service Totals	915,663	1,319,479	650,261	1,322,875	1,322,875
0000020 Equipment and Capital Outlay					
6002304 OTHER MOTOR VEHICLES	0	70,000	0	0	0
6002400 OFFICE MACHINES	0	250	0	250	250
6002503 COMPUTER EQUIPMENT	0	4,600	5,600	4,600	4,600
6002703 OTHER INSTITUTIONAL EQUIPMENT	0	600	0	600	600
6002709 OTHER OPERATIONAL EQUIPMENT	0	0	0	500	500
0000020 Equipment and Capital Outlay Totals	0	75,450	5,600	5,950	5,950
0000040 Contractual Expenditures					
6004010 BOOKS AND SUBSCRIPTIONS	1,144	1,245	700	1,295	1,295
6004012 OFFICE SUPPLIES	8,492	9,100	3,705	8,400	8,400
6004048 MISC OPERATIONAL SUPPLIES	110	1,200	1,432	2,000	2,000
6004053 RECREATIONAL AND ACTIVITY SUPP	749	700	450	700	700
6004055 COMPUTER SOFTWARE AND SUPPLIES	0	0	178	0	0
6004100 POSTAGE AND FREIGHT	68	150	7	150	150
6004101 TELEPHONE	0	0	3,532	0	0
6004105 DUES AND MEMBERSHIPS	26,014	26,060	26,654	28,215	28,215
6004106 GENERAL OFFICE EXPENSES	5,701	2,600	474	1,600	1,600
6004126 RECREATIONAL AND ACTIVITY EXPE	2,294	2,500	0	2,500	2,500
6004137 ADVERTISING AND PROMOTION EXPE	15,599	15,000	7,388	20,000	20,000
6004160 MILEAGE AND PARKING-LOCAL	516	2,160	137	1,500	1,500
6004161 TRAVEL HOTEL AND MEALS	1,332	2,002	0	1,826	1,826
6004162 EDUCATION AND TRAINING	1,676	4,950	0	4,850	4,850
6004168 OTHER PERSONNEL EXPENSES	926	1,060	0	1,560	1,560

REPORT:BP033

BROOME COUNTY GOVERNMENT
REVENUE AND APPROPRIATION SUMMARY
BY DEPARTMENT AND DIVISION

FUND: 2050 WPNH Operating
DEPT: 27000000 Willow Point
DIV: 01 Willow Point-Admin & General

Account	2019 Actuals	2020 Budget	2020 YTD Actuals As of 08/29/20	2021 Budget Requested	2021 Budget Recommended
6004196 COPYING MACHINE RENTALS	8,868	8,869	5,174	9,270	9,270
6004200 PROPERTY LOSS	15,151	0	0	0	0
6004203 INSURANCE CLAIMS	60,455	210	210	210	210
6004255 CONTRACTED SERVICES	20,083	97,500	0	21,000	21,000
6004256 SERVICES	969	0	327	0	0
6004411 PHYSICIAN SERVICES	65,000	65,000	0	65,000	65,000
6004412 HEALTH & MEDICAL SERVICES EXPE	14,936	15,000	20,360	15,000	15,000
6004500 ACCTG AND COST ALLOCATION SERV	1,500	1,500	1,500	2,000	2,000
6004504 OTHER FINANCIAL SERVICES	33,569	60,000	13,972	80,000	80,000
6004537 INVESTIGATIONS EXPENSES	10,737	14,434	6,066	14,434	14,434
6004573 OTHER FEES FOR SERVICES	19,306	25,000	5,715	18,000	18,000
6004575 INCENTIVE	5,563	17,300	7,113	15,000	15,000
6004592 STATE REVENUE REFUND	1,391,307	1,500,000	966,153	1,500,000	1,500,000
6004594 LOSS ON DISPOSITION OF ASSETS	99	0	0	0	0
0000040 Contractual Expenditures Totals	1,712,164	1,873,540	1,071,247	1,814,510	1,814,510
0000041 Chargeback Expenses					
6004601 INDIRECT COSTS	659,471	658,868	0	605,262	605,262
6004602 INSURANCE PREMIUM CHARGEBACK	307,930	237,595	0	243,595	243,595
6004606 TELEPHONE BILLING ACCOUNT	42,102	54,286	0	69,414	69,414
6004609 DATA PROCESSING CHARGEBACKS	615,526	624,877	0	644,965	644,965
6004614 OTHER CHARGEBACK EXPENSES	152	241	50	129	129
6004617 DUPLICATING/PRINTING CHARGEBA	14,533	11,783	6,540	14,996	14,996
6004618 OFFICE SUPPLIES CHARGEBACK	6,777	6,922	4,657	7,301	7,301
0000041 Chargeback Expenses Totals	1,646,491	1,594,572	11,247	1,585,662	1,585,662
0000042 Depreciation					
6004801 DEPRECIATION - BUILDINGS	55,048	0	0	0	0
6004802 DEPRECIATION - BLDG IMPROVEMEN	355,737	0	0	0	0
6004803 DEPRECIATION - IMPROV O/T BLDG	5,891	0	0	0	0
6004804 DEPRECIATION - MOTOR VEHICLES	7,619	0	0	0	0
6004805 DEPRECIATION - MACHINERY & EQU	249,514	0	0	0	0
0000042 Depreciation Totals	673,809	0	0	0	0
0000080 Employee Benefits					
6008001 STATE RETIREMENT	-20,985	198,639	88,732	193,582	193,582
6008002 SOCIAL SECURITY	-62,718	103,149	45,482	101,779	101,779

REPORT:BP033

BROOME COUNTY GOVERNMENT
 REVENUE AND APPROPRIATION SUMMARY
 BY DEPARTMENT AND DIVISION

FUND: 2050 WPNH Operating
 DEPT: 27000000 Willow Point
 DIV: 01 Willow Point-Admin & General

Account	2019 Actuals	2020 Budget	2020 YTD Actuals As of 08/29/20	2021 Budget Requested	2021 Budget Recommended
6008004 WORKERS COMPENSATION	9,530	8,863	0	9,403	9,403
6008005 WORKERS COMP LT LIABILITY	39,260	0	0	0	0
6008006 LIFE INSURANCE	211	465	129	465	465
6008007 HEALTH INSURANCE	286,629	353,357	169,360	371,178	371,178
6008008 CHANGE IN OPEB LIABILITY	10,076,840	0	0	0	0
6008009 RETIREE HEALTH INSURANCE	163,535	179,586	105,873	173,623	173,623
6008010 DISABILITY INSURANCE	1,356	1,848	908	1,848	1,848
6008015 PENSION EXPENSE	190,638	0	0	0	0
0000080 Employee Benefits Totals	10,809,732	845,907	410,484	851,878	851,878
Exp Total for Div: 2701	15,757,859	5,708,948	2,148,839	5,580,875	5,580,875
Total for Div: 27000000	26,764,656	24,265,795	13,787,370	24,839,059	24,839,059

Willow Point Rehabilitation and Nursing Center

Nursing

It is the mission of the nursing department to provide the highest quality nursing care for residents while recognizing that resident(s) and family are an integral component to the plan of care. We strive for a comprehensive interdisciplinary approach with emphasis on quality of care and quality of life, while assuring preservation of dignity, and independence for all residents.

Description

The Nursing Department is supervised by the Deputy Administrator for Health Care Services (DAHCS), who also serves as the Director of Nursing, a position required by NYSDOH. The DAHCS has oversight of areas where Nursing and other departments intertwine, specifically Minimum Data Set (MDS reporting), Staff Development and In-service Training, Infection Control, Wound Care, and Central Supply. The DAHCS shares Administrative On-Call duties with the Administrator.

Day-to-day supervision of the Nursing Department is handled by the Associate Director of Clinical Care (ADON). A primary duty of the ADON is the responsibility for all resident investigation(s) including follow-up and the mandated NYS Department of Health reporting for all reportable resident incidents/accidents. The ADON reviews & investigates all resident incidents and/or accidents to determine if an incident is reportable. Another primary responsibility for the ADON is the supervision of two staffing positions. These duties include but are not limited to scheduled time for nurses, CNAs, unit helpers, maintaining rotation schedules, approval of valid reasons for time off, participation in interviews, and review of nursing applicants. Evaluations and engagement in personnel issues of all nursing

staff is another area the ADON has responsibility. At least one Registered Nurse is working in the facility 8-hours every day and is also available on-call the remaining time. Each nursing unit also has a manager with 24-hour responsibility; the Clinical Care Coordinators (CCC).

The Nursing Units, under the guidance of the Deputy Administrator for Health Services, provides leadership in resident care supervised by Clinical Care Coordinators. There are seven skilled nursing units in the facility. The Alzheimer's Dementia Unit is a secure unit. Another unit is designated to meet the needs of residents who are considered subacute. The professional nursing staff, in conjunction with the attending physician, nurse practitioner, family, and all disciplines implements plans of care for each resident. Staff duties include administering medications, treatments, maintaining infection control, monitoring, and documentation relating to the care of residents, and as mandated by State and Federal Regulations.

The Nursing Department employs RNs, LPNs, CNAs and Unit Aides. RNs and LPNs complete assessments and identify signs and symptoms of illness that may affect a resident's overall health. Medication administration and treatments are completed routinely and as needed. Care is designed to restore and maintain resident abilities and functions for quality of care and ultimately, their quality of life. Certified Nursing Assistants maintain daily records which provide the nurse with necessary information about the progress of the residents. Unit Aides support the objectives of the department in providing basic services for residents. The work involves performing a variety of helper tasks to assist the nursing staff.

The Staff Development Department is responsible for the orientation and continued education program for all employees. Various community resources and consultants are used for presentation of programs.

The Alzheimer's Dementia Unit provides specialized care to those residents with dementia who are experiencing memory loss, impairment of functional abilities, and loss of other cognitive skills. The goal is to maintain each resident at his or her highest practicable level of functioning for the longest period possible.

The Infection Control Department monitors all departments for infection control compliance. The department provides an ongoing employee health program, administers resident and staff flu vaccine, administers resident pneumococcal vaccine, and administers residents, staff, and volunteer Mantoux testing program. The department also reviews the Occupational Exposure Control Program and monitors compliance, oversees the administration of Hepatitis B vaccination program, and assists the employee in education regarding Infection Control issues, while maintaining documentation compliance.

The Sub-Acute Rehabilitation Unit is intended to address residents acutely impacted by a clinical event. Whether the need for services is for extensive nursing services or for rehabilitation services provided by physical, occupational, or speech language clinical staff, comprehensive care to ensure a positive outcome is provided to all participants. It is our express ambition to manage this unit in accordance with these guidelines to ensure that every resident of the Subacute Unit receives full attention and support throughout his or her recovery period.

The budget includes nursing positions necessary to meet the care needs of the residents as required by regulation. The amount of

nursing staff scheduled to work on any given day is set by a historical standard that considers the care needs of each resident.

2021 Objectives

- Maintain a successful Nurse aide 100-hour training program. A full-time Nurse Trainer (formerly a part-time position) has been added to meet the current needs of the program and expand recruitment.
- Make appropriate adjustments to implement a new Medicaid Case Mix Methodology, whatever the NYS DOH decides that shall be.
- Continue to maintain a 3 Star CMS Rating and 2nd Quintile NYS DOH ranking) and improve quality measures.
- Strive for a deficiency free survey.
- Advance the Interact program to reduce the amount of emergency room transfers and generate DSRIP supported revenue
- Continue efforts to reduce re-hospitalizations.
- Successfully implement changes necessary to accommodate and comply with the new Medicare reimbursement model, PDPM (Patient Driven Payment Model).
- Continue efforts to adequately staff the building, hire employees, and retain employees.
- Successful implementation of Arjo Diligent

Willow Point Nursing Home/Nursing 27060104 27060204 27060304

<u>Title of Position</u>	<u>Grade/Unit</u>	As of			
		2019	July 6, 2020	2021	2021
		<u>Actuals</u>	<u>Authorized</u>	<u>Requested</u>	<u>Recommended</u>
<u>Full-Time Positions</u>					
Deputy NH Administrator-for Health Services	J Admin	1	1	1	1
Associate Director of Clinical Care	25 BAPA	1	1	1	1
MDS Coordinator	23 BAPA	1	1	1	1
Clinical Care Coordinator II	23 BAPA	7	7	7	7
Certified Nursing Aide Instructor	22 BAPA	1	1	1	1
Supervising Nurse I / II	21/22 BAPA	7	7	7	7
Infection Control Nurse	22 CSEA	1	1	1	1
Charge Nurse RPN/Sr LPN	22/16 CSEA	17	18	18	18
Senior LPN	16 CSEA				
Registered Professional Nurse	21 CSEA	27	27	27	27
RPN (WPNH)/LPN****	21/15 CSEA				
Licensed Practical Nurse	15 CSEA				
Program Assistant	10 CSEA	1	1	1	1
Stores Clerk	10 CSEA	1	1	1	1
Keyboard Specialist	8 CSEA	1	1	1	1
Senior Clerk	8 CSEA	1	1	1	1
Certified Nursing Assistant*	7 CSEA	126	126	126	126
Clerk	7 CSEA	1	1	1	1
Total Full-Time Positions		194	195	195	195
<u>Part-Time Positions</u>					
Supervising Nurse I / II	21/22 BAPA	1	1	1	1
Registered Professional Nurse(NH)	21 CSEA	32	32	32	32
RPN (WPNH)/LPN **	21/15 CSEA				
Licensed Practical Nurse	14 CSEA				
Unit Aide		7	7	7	7
Certified Nursing Assistant***	7 CSEA	41	41	41	41
Total Part-Time Positions		81	81	81	81
Total Positions		275	276	276	276

*Four positions unfunded since 2015, three additional positions unfunded in 2017, six additional unfunded in 2018

** Three positions unfunded in 2018, one additional position unfunded in 2020

***Four positions unfunded since 2015, four additional positions unfunded in 2017

****One position unfunded in 2020

BROOME COUNTY GOVERNMENT
 REVENUE AND APPROPRIATION SUMMARY
 BY DEPARTMENT AND DIVISION

FUND: 2050 WPNH Operating
 DEPT: 27000000 Willow Point
 DIV: 06 Willow Point-Nursing

Account	2019 Actuals	2020 Budget	2020 YTD Actuals As of 08/29/20	2021 Budget Requested	2021 Budget Recommended
0000007 Misc Interfund Revenues					
5000530 REFUNDS OF PRIOR YEARS EXPENDI	3,121	0	5,080	0	0
0000007 Misc Interfund Revenues Totals	3,121	0	5,080	0	0
0000008 State Aid					
5000808 OTHER STATE AID	22,219	25,400	3,305	25,400	25,400
0000008 State Aid Totals	22,219	25,400	3,305	25,400	25,400
Rev Total for Div: 2706	25,340	25,400	8,385	25,400	25,400
0000010 Personnel Service					
6001000 SALARIES FULL-TIME	5,668,676	7,291,198	3,150,507	7,307,854	7,307,854
6001001 SALARIES PART-TIME	764,104	1,325,651	459,753	1,353,908	1,353,908
6001002 SALARIES TEMPORARY	1,037,889	607,823	573,951	552,862	552,862
6001003 SALARIES OVERTIME	1,164,158	16,990	718,712	49,221	49,221
6001004 SALARIES SHIFT DIFFERENTIAL	0	30,424	0	0	0
6001008 STAND-BY PAY	25,460	10,920	15,718	20,920	20,920
6001009 OTHER PERSONNEL SERVICES	29,333	42,800	25,574	42,300	42,300
6001012 HOLIDAY OVERTIME PAY	65,041	80,253	26,489	55,075	55,075
6001013 SIGN ON BONUS	8,500	20,000	34,655	10,000	10,000
6001014 INCENTIVES	6,300	125,000	0	165,000	165,000
0000010 Personnel Service Totals	8,769,461	9,551,059	5,005,359	9,557,140	9,557,140
0000020 Equipment and Capital Outlay					
6002401 OFFICE FURNITURE	0	1,950	444	1,700	1,700
6002500 GENERAL EDUCATION EQUIPMENT	0	400	469	0	0
6002505 HOSPITAL MEDICAL AND LAB EQUIP	0	99,243	6,059	97,307	97,307
0000020 Equipment and Capital Outlay Totals	0	101,593	6,972	99,007	99,007
0000040 Contractual Expenditures					
6004010 BOOKS AND SUBSCRIPTIONS	229	400	185	400	400

REPORT:BP033

BROOME COUNTY GOVERNMENT
REVENUE AND APPROPRIATION SUMMARY
BY DEPARTMENT AND DIVISION

FUND: 2050 WPNH Operating
DEPT: 27000000 Willow Point
DIV: 06 Willow Point-Nursing

Account	2019 Actuals	2020 Budget	2020 YTD Actuals As of 08/29/20	2021 Budget Requested	2021 Budget Recommended
6004012 OFFICE SUPPLIES	4,697	4,800	1,124	4,800	4,800
6004045 TRAINING AND EDUCATIONAL SUPPL	639	600	5	600	600
6004048 MISC OPERATIONAL SUPPLIES	14,323	7,000	1,872	7,000	7,000
6004055 COMPUTER SOFTWARE AND SUPPLIES	215	0	226	0	0
6004062 MEDICAL LAB & CLINIC SUPPLIES	209,478	230,300	198,407	234,500	234,500
6004064 UNIT DOSAGE SNF	22	0	0	0	0
6004100 POSTAGE AND FREIGHT	486	775	596	875	875
6004106 GENERAL OFFICE EXPENSES	589	500	242	500	500
6004112 BLDG GROUNDS AND EQUIP REPAIR	0	0	1,157	0	0
6004117 BUILDING AND GROUNDS EXPENSES	0	0	1,595	0	0
6004136 OPERATIONAL EQUIPMENT REPAIRS	2,654	2,500	948	2,500	2,500
6004143 TRANSPORTATION SERVICES	55	1,000	468	1,000	1,000
6004161 TRAVEL HOTEL AND MEALS	938	650	0	1,000	1,000
6004162 EDUCATION AND TRAINING	4,051	5,000	200	3,500	3,500
6004168 OTHER PERSONNEL EXPENSES	5,417	8,000	925	8,000	8,000
6004191 OUTSIDE RENTALS-MACHINERY	40,957	45,350	1,372	50,350	50,350
6004196 COPYING MACHINE RENTALS	11,317	14,034	8,684	14,034	14,034
6004405 REHAB AND THERAPY SERVICES	-50	5,000	0	5,000	5,000
6004410 NURSING SERVICES	1,341,017	200,000	878,607	150,000	150,000
6004588 INTEREST AND PENALTIES	182	0	94	0	0
6004594 LOSS ON DISPOSITION OF ASSETS	998	0	0	0	0
0000040 Contractual Expenditures Totals	1,638,214	525,909	1,036,707	484,059	484,059
0000041 Chargeback Expenses					
6004609 DATA PROCESSING CHARGEBACKS	600	48,733	0	46,336	46,336
0000041 Chargeback Expenses Totals	600	48,733	0	46,336	46,336
0000070 Interest on Indebtedness					
6007005 INTEREST ON CAPITAL LEASE	619	0	0	0	0
0000070 Interest on Indebtedness Totals	619	0	0	0	0
0000080 Employee Benefits					
6008001 STATE RETIREMENT	-63,784	1,259,906	586,781	1,270,563	1,270,563
6008002 SOCIAL SECURITY	640,522	723,624	362,267	725,455	725,455
6008004 WORKERS COMPENSATION	403,012	367,592	0	389,928	389,928
6008006 LIFE INSURANCE	1,446	4,140	859	4,005	4,005
6008007 HEALTH INSURANCE	1,214,013	1,933,626	788,895	2,074,367	2,074,367

REPORT:BP033

BROOME COUNTY GOVERNMENT
 REVENUE AND APPROPRIATION SUMMARY
 BY DEPARTMENT AND DIVISION

FUND: 2050 WPNH Operating
 DEPT: 27000000 Willow Point
 DIV: 06 Willow Point-Nursing

Account	2019 Actuals	2020 Budget	2020 YTD Actuals As of 08/29/20	2021 Budget Requested	2021 Budget Recommended
6008009 RETIREE HEALTH INSURANCE	1,241,414	1,331,128	882,818	1,416,974	1,416,974
6008010 DISABILITY INSURANCE	10,032	19,536	6,749	19,448	19,448
6008011 UNEMPLOYMENT INSURANCE	21,883	0	15,961	0	0
6008012 EMPLOYEE TUITION REIMBURSEMENT	40,957	40,000	18,355	40,000	40,000
6008015 PENSION EXPENSE	1,384,865	0	0	0	0
0000080 Employee Benefits Totals	4,894,360	5,679,552	2,662,685	5,940,740	5,940,740
Exp Total for Div: 2706	15,303,254	15,906,846	8,771,723	16,127,282	16,127,282
Total for Div: 27000000	-15,277,914	-15,881,446	-8,763,338	-16,101,882	-16,101,882

Willow Point Rehabilitation and Nursing Center

Dietary

The Dietary Division provides food service that meets the daily nutritional needs of residents and ensures that special dietary needs are recognized. The goal is to work with the food service vendor to ensure the food is served in a manner that is nutritious, appetizing, visually pleasing, and of sufficient variety to ensure resident satisfaction and maintain acceptable parameters of nutritional status. Consideration is given to food habits, preferences, ethnic groups, activities and holidays. Food and beverage services are contracted with a third-party vendor.

2021 Objectives:

- Continue to work proactively with Sodexo to achieve a positive dining experience for all residents and strive for a deficiency free survey.

Willow Point Nursing Home/Dietary 27050104

<u>Title of Position</u>	<u>Grade/Unit</u>	2019 <u>Actuals</u>	As of July 6, 2020 Current <u>Authorized</u>	2021 <u>Requested</u>	2021 <u>Recommended</u>
<u>Full-Time Positions</u>					
Food Service Director	20 BAPA	1	1	1	1
Total Full-Time Positions		1	1	1	1
<u>Part-Time Positions</u>					
Total Part-Time Positions		0	0	0	0
Total Positions		1	1	1	1

REPORT:BP033

BROOME COUNTY GOVERNMENT
REVENUE AND APPROPRIATION SUMMARY
BY DEPARTMENT AND DIVISION

FUND: 2050 WPNH Operating
DEPT: 27000000 Willow Point
DIV: 05 Willow Point-Dietary

Account	2019 Actuals	2020 Budget	2020 YTD Actuals As of 08/29/20	2021 Budget Requested	2021 Budget Recommended
0000002 Departmental Income					
5000150 AVIATION LEASED TAX REIMBURSEM	-80	0	0	0	0
5000427 CAFETERIA FEES	1,574	1,000	455	1,000	1,000
0000002 Departmental Income Totals	1,494	1,000	455	1,000	1,000
Rev Total for Div: 2705	1,494	1,000	455	1,000	1,000
0000010 Personnel Service					
6001000 SALARIES FULL-TIME	36,474	55,291	34,706	57,492	57,492
0000010 Personnel Service Totals	36,474	55,291	34,706	57,492	57,492
0000020 Equipment and Capital Outlay					
6002700 KITCHEN AND DINING ROOM EQUIPM	0	10,840	6,861	10,000	10,000
0000020 Equipment and Capital Outlay Totals	0	10,840	6,861	10,000	10,000
0000040 Contractual Expenditures					
6004030 FOOD AND BEVERAGES	-235	0	-328	0	0
6004594 LOSS ON DISPOSITION OF ASSETS	147	0	0	0	0
0000040 Contractual Expenditures Totals	-88	0	-328	0	0
0000041 Chargeback Expenses					
6004609 DATA PROCESSING CHARGEBACKS	1,043	1,043	0	1,074	1,074
6004625 FOOD SERVICE CHARGEBACKS	3,008,053	3,102,567	1,448,418	3,171,582	3,171,582
0000041 Chargeback Expenses Totals	3,009,096	3,103,610	1,448,418	3,172,656	3,172,656
0000080 Employee Benefits					
6008001 STATE RETIREMENT	-9,099	9,842	5,176	10,412	10,412
6008002 SOCIAL SECURITY	2,782	4,230	2,655	4,398	4,398
6008004 WORKERS COMPENSATION	12,192	10,565	0	11,207	11,207

REPORT:BP033

BROOME COUNTY GOVERNMENT
 REVENUE AND APPROPRIATION SUMMARY
 BY DEPARTMENT AND DIVISION

FUND: 2050 WPNH Operating
 DEPT: 27000000 Willow Point
 DIV: 05 Willow Point-Dietary

Account	2019 Actuals	2020 Budget	2020 YTD Actuals As of 08/29/20	2021 Budget Requested	2021 Budget Recommended
6008006 LIFE INSURANCE	4	15	5	15	15
6008007 HEALTH INSURANCE	0	14,510	0	19,056	19,056
6008009 RETIREE HEALTH INSURANCE	102,462	116,012	69,247	109,064	109,064
6008015 PENSION EXPENSE	6,131	0	0	0	0
0000080 Employee Benefits Totals	114,472	155,174	77,083	154,152	154,152
Exp Total for Div: 2705	3,159,954	3,324,915	1,566,740	3,394,300	3,394,300
Total for Div: 27000000	-3,158,460	-3,323,915	-1,566,285	-3,393,300	-3,393,300

Willow Point Rehabilitation and Nursing Center

Cleanliness and Safety

The Department of Public Works (DPW) has oversight of the Maintenance, Housekeeping and Laundry Departments at WPR&NC through a Full-Time DPW employee, the Facility Manager. The Maintenance Mechanics, under the Facility Manager's direction, are responsible for providing general and preventive maintenance for the physical plant, equipment, and grounds. The Maintenance staff is also responsible for upkeep of the facility-owned equipment including but not limited to beds, lifts, and wheelchairs.

The Housekeeping Supervisor and Assistant Housekeeping Supervisor oversee the Housekeeping Department and are charged with providing a safe and sanitary environment. The Housekeeping Department duties include all basic cleaning functions and custodial work provided by the Custodial Workers.

The Housekeeping Supervisor and Assistant Housekeeping Supervisor also oversee the laundry and Laundry Workers. They are responsible for laundering residents' personal clothing, facility curtains and draperies, and miscellaneous resident care items. Laundry also manages the contracted linen supply service.

2021 Budget Highlights

- Monitoring and continuous development of processes instituted to bring the facility into better compliance with codes and NYS DOH regulations
- Make necessary physical improvements to meet the objective of a survey free of any "Life Safety Code" citations

Willow Point Nursing Home/Cleanliness and Safety 27030204 27030304 27030404

<u>Title of Position</u>	<u>Grade/Unit</u>	<u>2019 Actuals</u>	<u>As of July 6,2020</u>		<u>2021 Recommended</u>
			<u>Current Authorized</u>	<u>2021 Requested</u>	
<u>Full-Time Positions</u>					
Housekeeping Supervisor	14 BAPA	1	1	1	1
Assistant Housekeeping Supervisor	11 CSEA	1	1	1	1
Maintenance Mechanic	10 CSEA	4	4	4	4
Maintenance Worker	7 CSEA	1	1	1	1
Custodial Worker	7 CSEA	24	24	24	24
Laundry Worker	7 CSEA	5	5	5	5
Total Full-Time Positions		36	36	36	36
<u>Part-Time Positions</u>					
Account Clerk	7 CSEA	1	1	1	1
Custodial Worker	7 CSEA	6	6	6	6
Laundry Worker	7 CSEA	1	1	1	1
Total Part-Time Positions		8	8	8	8
Total Positions		44	44	44	44

REPORT:BP033

BROOME COUNTY GOVERNMENT
REVENUE AND APPROPRIATION SUMMARY
BY DEPARTMENT AND DIVISION

FUND: 2050 WFNH Operating

DEPT: 27000000 Willow Point

DIV: 03 Willow Point-Cleanliness/Safety

Account	2019 Actuals	2020 Budget	2020 YTD Actuals As of 08/29/20	2021 Budget Requested	2021 Budget Recommended
0000006 Sale of Prop and Comp for Loss					
5000510 SALE OF SCRAP & EXCESS MATERIA	753	1,000	185	1,000	1,000
0000006 Sale of Prop and Comp for Loss Totals	753	1,000	185	1,000	1,000
0000007 Misc Interfund Revenues					
5000530 REFUNDS OF PRIOR YEARS EXPENDI	2,132	0	0	0	0
5000531 GIFTS AND DONATIONS	1	0	0	0	0
0000007 Misc Interfund Revenues Totals	2,133	0	0	0	0
Rev Total for Div: 2703	2,886	1,000	185	1,000	1,000
0000010 Personnel Service					
6001000 SALARIES FULL-TIME	1,101,541	1,164,929	587,905	1,154,863	1,154,863
6001001 SALARIES PART-TIME	96,729	99,910	45,596	133,890	133,890
6001003 SALARIES OVERTIME	20,254	32,017	14,815	21,749	21,749
6001008 STAND-BY PAY	7,280	7,336	4,760	7,308	7,308
6001009 OTHER PERSONNEL SERVICES	6,775	7,100	6,375	9,600	9,600
6001012 HOLIDAY OVERTIME PAY	9,960	10,299	3,705	12,090	12,090
6001014 INCENTIVES	1,800	0	0	0	0
0000010 Personnel Service Totals	1,244,339	1,321,591	663,156	1,339,500	1,339,500
0000020 Equipment and Capital Outlay					
6002102 IMPROVEMENT/ALTERATIONS	0	0	0	50,000	50,000
6002600 MAINTENANCE EQUIPMENT	0	13,232	9,197	2,332	2,332
6002604 BUILDING AND GROUNDS EQUIPMENT	0	2,000	0	1,000	1,000
6002700 KITCHEN AND DINING ROOM EQUIPM	0	17,700	0	17,700	17,700
6002701 LAUNDRY AND CLEANING EQUIPMENT	0	7,750	9,822	17,000	17,000
6002709 OTHER OPERATIONAL EQUIPMENT	0	35,250	0	36,900	36,900
0000020 Equipment and Capital Outlay Totals	0	75,932	19,019	124,932	124,932
0000040 Contractual Expenditures					

BROOME COUNTY GOVERNMENT
 REVENUE AND APPROPRIATION SUMMARY
 BY DEPARTMENT AND DIVISION

FUND: 2050 WPNH Operating
 DEPT: 27000000 Willow Point
 DIV: 03 Willow Point-Cleanliness/Safety

Account	2019 Actuals	2020 Budget	2020 YTD Actuals As of 08/29/20	2021 Budget Requested	2021 Budget Recommended
6004010 BOOKS AND SUBSCRIPTIONS	0	200	0	200	200
6004012 OFFICE SUPPLIES	544	300	89	300	300
6004021 BLDG MAINTENANCE SUPPLIES	44,453	63,000	24,614	63,000	63,000
6004022 FUEL AND HEATING SUPPLIES	61,411	115,000	37,074	110,000	110,000
6004023 BLDG AND GROUNDS SUPPLIES	53,364	65,000	36,634	65,000	65,000
6004032 HSLD LAUNDRY & CLEANING SUPPLI	34,723	41,000	15,701	41,000	41,000
6004048 MISC OPERATIONAL SUPPLIES	15,111	19,700	10,326	17,700	17,700
6004054 SAFETY SUPPLIES	862	2,160	642	2,020	2,020
6004061 ENVIRONMENTAL HEALTH SUPPLIES	187,621	201,000	98,515	201,000	201,000
6004100 POSTAGE AND FREIGHT	293	0	0	0	0
6004105 DUES AND MEMBERSHIPS	315	0	0	0	0
6004106 GENERAL OFFICE EXPENSES	0	0	2	0	0
6004112 BLDG GROUNDS AND EQUIP REPAIR	70,181	73,850	26,370	73,600	73,600
6004113 WATER AND SEWAGE CHARGES	78,145	85,000	52,910	85,000	85,000
6004115 ELECTRIC CURRENT	176,416	190,000	86,901	190,000	190,000
6004116 TAXES	3,518	4,000	3,560	4,000	4,000
6004117 BUILDING AND GROUNDS EXPENSES	74,824	112,330	51,003	109,830	109,830
6004121 LAUNDRY AND DRY CLEANING EXPEN	273,007	290,000	155,235	285,000	285,000
6004123 MEDICAL HOSPITAL AND LAB EXPEN	238	0	0	0	0
6004138 OTHER OPERATIONAL EXPENSES	732	1,500	535	1,000	1,000
6004191 OUTSIDE RENTALS-MACHINERY	996	800	10,087	800	800
6004196 COPYING MACHINE RENTALS	985	1,272	469	840	840
6004594 LOSS ON DISPOSITION OF ASSETS	1,650	0	0	0	0
0000040 Contractual Expenditures Totals	1,079,389	1,266,112	610,667	1,250,290	1,250,290
0000041 Chargeback Expenses					
6004609 DATA PROCESSING CHARGEBACKS	0	1,648	0	1,648	1,648
6004614 OTHER CHARGEBACK EXPENSES	365	2,000	0	2,000	2,000
6004615 GASOLINE CHARGEBACK	40	1,700	0	1,500	1,500
6004616 FLEET SERVICE CHARGEBACK	6,768	7,604	0	7,820	7,820
6004619 BUILDING SERVICE CHARGEBACK	97,587	110,000	50,102	160,000	160,000
0000041 Chargeback Expenses Totals	104,760	122,952	50,102	172,968	172,968
0000080 Employee Benefits					
6008001 STATE RETIREMENT	17,199	201,916	91,884	195,626	195,626
6008002 SOCIAL SECURITY	89,488	101,097	46,852	99,583	99,583
6008004 WORKERS COMPENSATION	12,905	11,098	0	11,772	11,772
6008006 LIFE INSURANCE	306	600	189	615	615
6008007 HEALTH INSURANCE	266,541	295,568	166,936	294,528	294,528

REPORT:BP033

BROOME COUNTY GOVERNMENT
REVENUE AND APPROPRIATION SUMMARY
BY DEPARTMENT AND DIVISION

FUND: 2050 WPNH Operating
DEPT: 27000000 Willow Point
DIV: 03 Willow Point-Cleanliness/Safety

Account	2019 Actuals	2020 Budget	2020 YTD Actuals As of 08/29/20	2021 Budget Requested	2021 Budget Recommended
6008009 RETIREE HEALTH INSURANCE	168,258	181,056	128,990	199,420	199,420
6008010 DISABILITY INSURANCE	2,702	3,432	1,853	3,432	3,432
6008011 UNEMPLOYMENT INSURANCE	-9	0	3,570	0	0
6008015 PENSION EXPENSE	190,701	0	0	0	0
0000080 Employee Benefits Totals	748,091	794,767	440,274	804,976	804,976
Exp Total for Div: 2703	3,176,579	3,581,354	1,783,218	3,692,666	3,692,666
Total for Div: 27000000	-3,173,693	-3,580,354	-1,783,033	-3,691,666	-3,691,666

Willow Point Rehabilitation and Nursing Center

Social Programs

The Social Work team is led by the Director of Nursing Home Social Services. This position was reinstated in 2017 to assist in providing leadership and guidance to three full time Social Work Assistants and one Discharge Planner. The Director of Nursing Home Social Services reports directly to the Administrator.

The Social Services staff supports residents as they adjust to living at Willow Point, their illnesses, or their disabilities. Additionally, they assist the residents to achieve the highest possible quality of psychosocial, emotional and spiritual life by arranging for services to meet these needs.

The Therapeutic Recreational Services Department is directly overseen by the Director of Therapeutic Recreational Services. The Leisure Time Activities Leaders provide an ongoing program of activities designed to meet the interests and the physical, mental, and psychosocial well-being of each resident. These programs include large and small groups and one-on-one activities involving all ages, interests and abilities. The department is also responsible for the volunteer program, gift shop and the contract for hair care services.

2021 Objectives

- Enhance facility staff knowledge of social work services and how to create an effective system of referrals.
- Re-orient to the MDS process and Long-Term Care survey.
- Improve efficiencies in the discharge planning process to meet the demands of the short-term rehabilitation unit.

- Provide an ongoing program of activities that enhance our elder's lives by creating a blend of meaningful, stimulating and enriching an array of activity programming.
- Continue with the Memory Maker Project on a larger scale. This is an arts and cultural based program specifically designed to meet the needs of residents who have dementia or Alzheimer's Disease. This program will provide resident stimulation as well as facility exposure to the people and organizations affiliated with the program in the outside community.

Willow Point Nursing Home/Social Programs 27070104 27070304

<u>Title of Position</u>	<u>Grade/Unit</u>	2019 <u>Actuals</u>	As of July 6, 2020 Current <u>Authorized</u>	2021 <u>Requested</u>	2021 <u>Recommended</u>
<u>Full-Time Positions</u>					
Director of NH Social Services	21 BAPA	1	1	1	1
Director Therapeutic Recreational Services	16 BAPA	1	1	1	1
Discharge Planner	14 BAPA	1	1	1	1
Social Work Assistant	14 CSEA	3	3	3	3
Leisure Time Activities Leader	7 CSEA	7	7	7	7
Total Full-Time Positions		13	13	13	13
<u>Part-Time Positions</u>					
Total Part-Time Positions		0	0	0	0
Total Positions		13	13	13	13

BROOME COUNTY GOVERNMENT
 REVENUE AND APPROPRIATION SUMMARY
 BY DEPARTMENT AND DIVISION

FUND: 2050 WPNH Operating
 DEPT: 27000000 Willow Point
 DIV: 07 Willow Point-Social Programs

Account	2019 Actuals	2020 Budget	2020 YTD Actuals As of 08/29/20	2021 Budget Requested	2021 Budget Recommended
0000002 Departmental Income					
5000109 CABLE TV	9,534	10,200	4,266	10,200	10,200
0000002 Departmental Income Totals	9,534	10,200	4,266	10,200	10,200
Rev Total for Div: 2707	9,534	10,200	4,266	10,200	10,200
0000010 Personnel Service					
6001000 SALARIES FULL-TIME	664,417	505,408	273,287	486,457	486,457
6001001 SALARIES PART-TIME	0	7,076	0	7,076	7,076
6001002 SALARIES TEMPORARY	0	40,107	15,638	37,083	37,083
6001003 SALARIES OVERTIME	30,760	19,025	15,728	19,080	19,080
6001004 SALARIES SHIFT DIFFERENTIAL	0	80	0	80	80
6001012 HOLIDAY OVERTIME PAY	739	531	444	541	541
6001014 INCENTIVES	500	0	0	0	0
0000010 Personnel Service Totals	696,416	572,227	305,097	550,317	550,317
0000020 Equipment and Capital Outlay					
6002401 OFFICE FURNITURE	0	350	0	350	350
6002702 RECREATIONAL EQUIPMENT	0	987	475	1,000	1,000
0000020 Equipment and Capital Outlay Totals	0	1,337	475	1,350	1,350
0000040 Contractual Expenditures					
6004010 BOOKS AND SUBSCRIPTIONS	0	1,900	225	1,900	1,900
6004012 OFFICE SUPPLIES	394	700	0	700	700
6004030 FOOD AND BEVERAGES	1,219	2,000	462	2,000	2,000
6004053 RECREATIONAL AND ACTIVITY SUPP	3,726	3,625	1,154	4,000	4,000
6004105 DUES AND MEMBERSHIPS	40	60	26	60	60
6004125 RELIGIOUS EXPENSES	2,750	3,000	1,250	3,000	3,000
6004126 RECREATIONAL AND ACTIVITY EXPE	39,852	43,000	18,877	43,000	43,000
6004138 OTHER OPERATIONAL EXPENSES	618	615	629	620	620
6004161 TRAVEL HOTEL AND MEALS	284	730	0	730	730
6004162 EDUCATION AND TRAINING	399	1,200	0	1,200	1,200
6004191 OUTSIDE RENTALS-MACHINERY	36	200	0	100	100

REPORT:BP033

BROOME COUNTY GOVERNMENT
REVENUE AND APPROPRIATION SUMMARY
BY DEPARTMENT AND DIVISION

FUND: 2050 WPNH Operating
DEPT: 27000000 Willow Point
DIV: 07 Willow Point-Social Programs

Account	2019 Actuals	2020 Budget	2020 YTD Actuals As of 08/29/20	2021 Budget Requested	2021 Budget Recommended
6004573 OTHER FEES FOR SERVICES	75	1,500	0	1,500	1,500
0000040 Contractual Expenditures Totals	49,393	58,530	22,623	58,810	58,810
0000080 Employee Benefits					
6008001 STATE RETIREMENT	36,075	77,810	38,035	75,840	75,840
6008002 SOCIAL SECURITY	50,415	41,082	21,570	42,100	42,100
6008004 WORKERS COMPENSATION	9,644	10,183	0	10,802	10,802
6008006 LIFE INSURANCE	102	195	63	240	240
6008007 HEALTH INSURANCE	111,274	114,991	69,992	141,249	141,249
6008009 RETIREE HEALTH INSURANCE	86,419	97,600	69,547	116,578	116,578
6008010 DISABILITY INSURANCE	687	880	511	880	880
6008011 UNEMPLOYMENT INSURANCE	4,173	0	1,549	0	0
6008015 PENSION EXPENSE	83,005	0	0	0	0
0000080 Employee Benefits Totals	381,794	342,741	201,267	387,689	387,689
Exp Total for Div: 2707	1,127,603	974,835	529,462	998,166	998,166
Total for Div: 27000000	-1,118,069	-964,635	-525,196	-987,966	-987,966

Willow Point Rehabilitation and Nursing Center

Ancillaries

Mission Statement

To provide an array of required rehabilitation services and programs designed to address issues of pain and debility, striving to maintain optimal functional levels.

Description

The Physical Therapy Department provides evaluations and treatments that are designed to restore and maintain the physical functions that have been lost or impaired, such as the ability to walk or stand. Techniques used include gait and balance training, manual skills and therapeutic exercise. The Department also addresses the causes of pain, wound issues, and community re-entry concerns.

The Occupational Therapy Department provides treatment and training programs designed to restore and maintain residents' ability to function independently. These abilities include activities of daily living, self-care retraining, eye-hand coordination, strength and walk tolerance, range of motion, cognitive processing and home skills. Treatments include the use of assistive and adaptive devices, orthotic and prosthetic devices, positioning, sensory stimulation, reality orientation, visual perceptual training, and therapeutic activities and exercises, activities of daily living/self-care retraining, and cognitive processing activities.

The Speech and Language Pathologist performs evaluations of hearing and speech disorders, as well as addresses concerns with swallowing dysfunction and diet management. Therapy may be recommended to improve communication of speech and language or to provide an alternative means of communication. In-services are provided by a licensed audiologist or licensed speech-language pathologist.

These therapies are provided through a contract with a third-party vendor.

The facility contracts with a Pharmacy that provides all necessary medications for each resident on a unit dose bases. Services also cover a monthly review by a Pharmacist for policy review, resident drug review, survey of stock drugs, and handling of controlled medications.

The facility contracts with a dental agency to provide dental care to residents and in-service to the staff. A full dental office is maintained at Willow Point Rehabilitation and Nursing Center.

2021 Objectives

- Continue to proactively address the needs of the resident population to support maximum functional recovery and successful discharge where applicable.
- Operate efficiently within budgeted appropriations to meet care and equipment needs

Continue to evaluate performance and opportunities under the new CMS Medicare Part A reimbursement model known as PDPM or Patient Driven Performance Model.

REPORT:BP033

BROOME COUNTY GOVERNMENT
REVENUE AND APPROPRIATION SUMMARY
BY DEPARTMENT AND DIVISION

FUND: 2050 WPNH Operating
DEPT: 27000000 Willow Point
DIV: 02 Willow Point-Ancillaries

Account	2019 Actuals	2020 Budget	2020 YTD Actuals As of 08/29/20	2021 Budget Requested	2021 Budget Recommended
0000002 Departmental Income					
5000206 CHARGES FOR SERVICES	499	0	0	0	0
0000002 Departmental Income Totals	499	0	0	0	0
0000007 Misc Interfund Revenues					
5000530 REFUNDS OF PRIOR YEARS EXPENDI	2,046	0	0	0	0
5000533 UNCLASSIFIED REVENUES	0	0	5	0	0
0000007 Misc Interfund Revenues Totals	2,046	0	5	0	0
Rev Total for Div: 2702	2,545	0	5	0	0
0000020 Equipment and Capital Outlay					
6002401 OFFICE FURNITURE	0	500	0	500	500
6002505 HOSPITAL MEDICAL AND LAB EQUIP	0	26,500	0	26,500	26,500
0000020 Equipment and Capital Outlay Totals	0	27,000	0	27,000	27,000
0000040 Contractual Expenditures					
6004012 OFFICE SUPPLIES	0	200	0	0	0
6004062 MEDICAL LAB & CLINIC SUPPLIES	99,144	139,500	51,911	118,500	118,500
6004064 UNIT DOSAGE SNF	514,184	471,000	225,778	540,000	540,000
6004105 DUES AND MEMBERSHIPS	0	200	200	200	200
6004123 MEDICAL HOSPITAL AND LAB EXPEN	0	500	430	500	500
6004136 OPERATIONAL EQUIPMENT REPAIRS	0	400	0	400	400
6004138 OTHER OPERATIONAL EXPENSES	380	0	0	0	0
6004402 LAB SERVICES	50,204	75,000	0	60,000	60,000
6004405 REHAB AND THERAPY SERVICES	1,481,853	1,522,000	594,689	1,535,000	1,535,000
6004411 PHYSICIAN SERVICES	63,192	64,200	156,230	64,200	64,200
6004573 OTHER FEES FOR SERVICES	56,753	78,500	30,005	73,500	73,500
6004594 LOSS ON DISPOSITION OF ASSETS	2,117	0	0	0	0
0000040 Contractual Expenditures Totals	2,267,827	2,351,500	1,059,243	2,392,300	2,392,300

REPORT:BP033

BROOME COUNTY GOVERNMENT
REVENUE AND APPROPRIATION SUMMARY
BY DEPARTMENT AND DIVISION

FUND: 2050 WPNH Operating
DEPT: 27000000 Willow Point
DIV: 02 Willow Point-Ancillaries

Account	2019 Actuals	2020 Budget	2020 YTD Actuals As of 08/29/20	2021 Budget Requested	2021 Budget Recommended
0000080 Employee Benefits					
6008009 RETIREE HEALTH INSURANCE	41,794	43,867	29,245	46,044	46,044
0000080 Employee Benefits Totals	41,794	43,867	29,245	46,044	46,044
Exp Total for Div: 2702	2,309,621	2,422,367	1,088,488	2,465,344	2,465,344
Total for Div: 27000000	-2,307,076	-2,422,367	-1,088,483	-2,465,344	-2,465,344

REPORT:BP033

BROOME COUNTY GOVERNMENT
REVENUE AND APPROPRIATION SUMMARY
BY DEPARTMENT AND DIVISION

FUND: 2050 WPNH Operating
DEPT: 27000000 Willow Point
DIV: 04 Willow Point-Debt Svc

Account	2019 Actuals	2020 Budget	2020 YTD Actuals As of 08/29/20	2021 Budget Requested	2021 Budget Recommended
0000007 Misc Interfund Revenues					
5000532 PREMIUM & ACCRUED INT ON OBLIG	17,802	0	19,581	0	0
0000007 Misc Interfund Revenues Totals	17,802	0	19,581	0	0
0000009 Federal Aid					
5000952 ARRA DEBT REIMBURSEMENT	11,269	10,345	5,653	9,540	9,540
0000009 Federal Aid Totals	11,269	10,345	5,653	9,540	9,540
Rev Total for Div: 2704	29,071	10,345	25,234	9,540	9,540
0000040 Contractual Expenditures					
6004504 OTHER FINANCIAL SERVICES	882	676	365	563	563
0000040 Contractual Expenditures Totals	882	676	365	563	563
0000060 Principal on Indebtedness					
6006000 PRINCIPAL ON SERIAL BONDS	0	146,429	0	150,180	150,180
6006001 PRINCIPAL ON BANS	0	302,552	0	224,753	224,753
0000060 Principal on Indebtedness Totals	0	448,981	0	374,933	374,933
0000070 Interest on Indebtedness					
6007000 INTEREST ON SERIAL BONDS	63,694	53,800	28,583	47,149	47,149
6007001 INTEREST ON BANS	61,420	57,342	57,205	40,384	40,384
0000070 Interest on Indebtedness Totals	125,114	111,142	85,788	87,533	87,533
Exp Total for Div: 2704	125,996	560,799	86,153	463,029	463,029

REPORT:BP033

BROOME COUNTY GOVERNMENT
REVENUE AND APPROPRIATION SUMMARY
BY DEPARTMENT AND DIVISION

FUND: 2050 WPNH Operating
DEPT: 27000000 Willow Point
DIV: 04 Willow Point-Debt Svc

Account	2019 Actuals	2020 Budget	2020 YTD Actuals As of 08/29/20	2021 Budget Requested	2021 Budget Recommended
Total for Div: 27000000	-96,925	-550,454	-60,919	-453,489	-453,489

REPORT:BP033

BROOME COUNTY GOVERNMENT
REVENUE AND APPROPRIATION SUMMARY
BY DEPARTMENT AND DIVISION

FUND: 2050 WPNH Operating
DEPT: 27000000 Willow Point
DIV: 09 Willow Point-Intergovt Transfers

Account	2019 Actuals	2020 Budget	2020 YTD Actuals As of 08/29/20	2021 Budget Requested	2021 Budget Recommended
0000007 Misc Interfund Revenues					
5000567 IGT REVENUE	1,920,046	2,457,376	2,457,376	2,254,588	2,254,588
0000007 Misc Interfund Revenues Totals	1,920,046	2,457,376	2,457,376	2,254,588	2,254,588
Rev Total for Div: 2709	1,920,046	2,457,376	2,457,376	2,254,588	2,254,588
Total for Div: 27000000	1,920,046	2,457,376	2,457,376	2,254,588	2,254,588

REPORT:BP033

BROOME COUNTY GOVERNMENT
REVENUE AND APPROPRIATION SUMMARY
BY DEPARTMENT AND DIVISION

FUND: 2050 WPNH Operating
DEPT: 27000000 Willow Point
DIV: 09 Willow Point-Intergovt Transfers

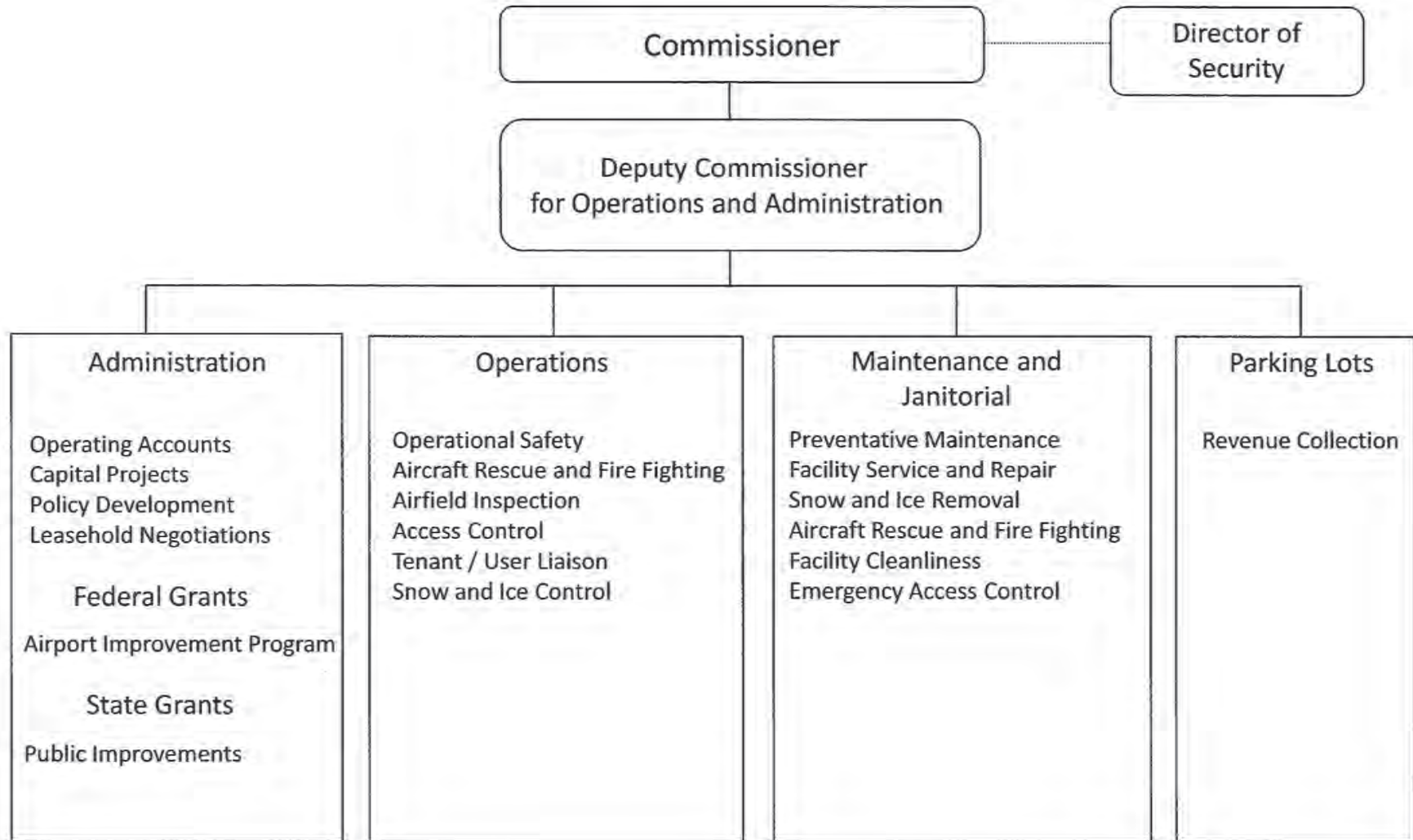
Account	2019 Actuals	2020 Budget	2020 YTD Actuals As of 08/29/20	2021 Budget Requested	2021 Budget Recommended
<hr/>	<hr/>	<hr/>	<hr/>	<hr/>	<hr/>
Total for Dept: 27000000	3,552,565	0	2,457,492	0	0

This page is intentionally left blank

Transportation

<u>Department/Division</u>	<u>Page</u>
Aviation	282
Highways	
County Roads	290
Road Machinery	299
Public Transportation	304

Aviation



Aviation

Mission Statement

BGM strives to be a regional economic partner providing exceptional value to our community through convenient transportation services and modern facilities.

Description

The Greater Binghamton Airport has provided for the air transportation needs of our community for nearly 70 years. It continues to be an economic driver for Broome County with an annual economic impact of \$52m and providing for 200 direct and 483 indirect jobs. (2010 NYS DOT study - Economic Impact of Aviation) Additionally the Greater Binghamton Airport is vital to the future economic growth of Broome County by providing necessary global connectivity.

The operation of the airport is provided for in Article X of the Broome County Charter. The airport is regulated by the Federal Aviation Administration and the Transportation Security Administration under Title 14 of the Code of Federal Regulations, as well as various other state and federal authorities involving safety, environmental, and funding concerns.

The department maintains two intersecting runways, twelve taxiways, three aircraft aprons, (total pavement equaling 68 lane miles) and all required lighting/signage. The department also maintains; a 74,000-square foot passenger terminal, three large aircraft hangars, twenty T-hangars, a 7,500 square foot aircraft/rescue/fire-fighting facility, a 24,000-square foot maintenance building, and a 70,000-gallon fuel farm. Additionally, the department is responsible for the roadway serving the facility, water/sewer services along the entire line, and a total of 900 parking spaces in the public, car rental, and employee parking lots.

Delta provides scheduled commercial service with daily flights to Delta's second-largest overall hub, Detroit (DTW). It is the primary Asian gateway for the Eastern United States and it also provides service to many destinations in the Americas and Europe. Their activities are complimented by the following based groups; FAA Air Traffic and Facilities, the Transportation Security Administration, Civil Air Patrol, United States Customs and Border Patrol, three car rental agencies, ground transportation services, National Weather Service, Evolution Jets and First Air - a provider of general/business aviation services.

2021 Budget Objectives

- Focus on minimizing financial impact to community while maintaining current infrastructure and services needed to provide a safe, secure and efficient air transportation facility.
- Maintain current air service in the post Covid-19 aviation environment and build upon the current level of commercial air service and passenger traffic through air service/airport marketing campaigns.
- Continue our program that is focused on preparing designated airport property for aeronautical and non-aeronautical business development.
- Refocus efforts towards both aviation related sources and non-traditional sources of revenue such as land development, terminal advertising, non-airline tenants.

2021 Budget Highlights

- Focus on minimizing financial impact to community while maintaining current infrastructure and services needed to provide a safe secure facility for aeronautical activities
- Repair and maintain our buildings, equipment, and grounds to provide the safest conditions available for Aeronautical Services
- Adjust to the impact to revenues due to tax clarification and Covid-19 repercussions on the Aviation industry.
- Reduce debt service and outstanding uncollected project funds.

Aviation 28010005

<u>Title of Position</u>	<u>Grade/Unit</u>	<u>2019 Actuals</u>	<u>As of July 6,2020 Current Authorized</u>	<u>2021 Requested</u>	<u>2021 Recommended</u>
<u>Full-Time Positions</u>					
Commissioner of Aviation	H Admin	1	1	1	1
Deputy Commissioner of Aviation for Operations & Admin	E Admin	1	1	1	1
Senior Operations Specialist	17 CSEA	1	1	1	1
Airport Maintenance Supervisor	16 BAPA	1	1	1	1
Airport Parking Manager *	9 BAPA	1	1	1	1
Airport Operations Specialist/Trainee	15/14 CSEA	4	4	4	4
Airport Equipment Mechanic	14 CSEA	1	1	1	1
Principal Account Clerk	13 CSEA	0	0	1	1
Airport Maintenance Mechanic	11 CSEA	6	6	6	6
Account Clerk	7 CSEA	1	1	0	0
Airport Custodial Worker **	7 CSEA	2	2	2	2
Total Full-Time Positions		19	19	19	19
<u>Part-Time Positions</u>					
Parking Attendant	6 CSEA	2	2	2	2
Total Part-Time Positions		2	2	2	2
Total Positions		21	21	21	21

*One position unfunded in 2018

***One position unfunded in 2018, abolished in 2019

BROOME COUNTY GOVERNMENT
REVENUE AND APPROPRIATION SUMMARY BY DEPARTMENT

FUND: 2010 Aviation Operating
DEPT: 28000000 Aviation

Account	2019 Actuals	2020 Budget	2020 YTD Actuals As of 08/29/20	2021 Budget Requested	2021 Budget Recommended
0000002 Departmental Income					
5000126 FARES & FEES	99,667	105,000	50,451	110,000	110,000
5000129 RENTAL CAR CONCESSION FEES	244,129	245,000	84,320	196,000	196,000
5000130 RESTAURANT/LOUNGE CONCESSION F	-784	2,500	1,400	0	0
5000133 ADVERTISING FEES	25,156	35,000	11,726	35,000	35,000
5000136 SPACE RENTAL-AIRLINES	306,399	310,995	229,799	286,000	286,000
5000137 SPACE RENTAL-OTHER	156,188	162,625	98,647	165,325	165,325
5000139 MISC TERMINAL AREA INCOME	1,128	6,131	5,156	6,131	6,131
5000140 LANDING FEES - SIGNATORY	110,769	126,900	29,293	110,000	110,000
5000141 LANDING FEES - NON-SIGNATORY	17,420	20,000	6,156	15,000	15,000
5000142 FUEL FLOWAGE FEE	17,626	20,000	7,016	62,225	62,225
5000144 HANGAR RENTAL	265,371	251,293	159,887	251,293	251,293
5000145 HANGAR TAX REIMBURSEMENT	136,249	103,311	28,839	82,680	82,680
5000146 AIRCRAFT T-HANGAR RENTAL	35,775	40,500	23,625	46,080	46,080
5000148 FREIGHT BLDG UTILITY INCOME	0	0	0	6,500	6,500
5000149 SERVICE CTR/STORAGE/WASH RACK	40,773	39,825	23,793	39,825	39,825
5000195 FACILITY RENTALS	5,000	6,000	0	10,000	10,000
5000196 GROUND RENTALS	33,851	33,440	20,023	33,440	33,440
5000197 PARKING OPER CONCESSIONS	352,215	482,917	67,157	361,333	361,333
5000201 MISC ADMIN AND OTHER INCOME	-6,275	6,000	3,650	5,000	5,000
5000426 MISCELLANEOUS	6,140	3,000	0	3,000	3,000
5000428 OTHER CHARGES	-19,021	2,000	4,251	1,000	1,000
0000002 Departmental Income Total	1,827,776	2,002,437	855,189	1,825,832	1,825,832
0000003 Use of Money					
5000451 INTEREST AND EARNINGS	8,659	5,000	2,603	3,500	3,500
5000460 RENTAL OF REAL PROPERTY INDIVI	15,600	41,400	20,072	39,800	39,800
5000461 RENTAL OF REAL PROP-OTHER GOVT	3,920	3,920	2,287	3,920	3,920
5000470 VENDING MACHINE	447	500	81	200	200
0000003 Use of Money Total	28,626	50,920	25,043	47,420	47,420
0000007 Misc Interfund Revenues					
5000532 PREMIUM & ACCRUED INT ON OBLIG	21,668	0	20,280	0	0
5000534 TRANSFER FROM INSURANCE RESERV	5,000	0	2,936	0	0
5000537 PASSENGER FACILITIES CHARGES	207,505	15,000	15,000	15,000	15,000
5000539 CONSOLIDATED FACILITIES CHARGE	133,403	113,000	132,150	113,000	113,000
5000545 CREDIT CARD REBATES	470	0	454	0	0
5000546 Trust Account Inflows	77,368	0	0	0	0
5000551 CHANGE IN OPEB LIABILITY	1,506,831	0	0	0	0

REPORT:BP032

BROOME COUNTY GOVERNMENT
REVENUE AND APPROPRIATION SUMMARY BY DEPARTMENT

FUND: 2010 Aviation Operating
DEPT: 28000000 Aviation

Account	2019 Actuals	2020 Budget	2020 YTD Actuals As of 08/29/20	2021 Budget Requested	2021 Budget Recommended
5000562 TRANSFER FROM GENERAL FUND	1,841,577	1,574,601	1,574,601	1,502,694	1,502,694
5000570 EARNINGS ON TEMPORARY INVESTME	8,899	0	0	0	0
0000007 Misc Interfund Revenues Total	3,802,721	1,702,601	1,745,421	1,630,694	1,630,694
0000008 State Aid					
5000851 AIRPORT STATE AID-CAPITAL PROJ	406,710	0	0	0	0
0000008 State Aid Total	406,710	0	0	0	0
0000009 Federal Aid					
5000920 AIRPORT - CAPITAL PROJECTS	3,888,842	0	0	0	0
5000952 ARRA DEBT REIMBURSEMENT	28,537	26,196	8,277	24,158	24,158
0000009 Federal Aid Total	3,917,379	26,196	8,277	24,158	24,158
Rev Totals for Dept: 28000000	9,983,212	3,782,154	2,633,930	3,528,104	3,528,104
0000010 Personnel Service					
6001000 SALARIES FULL-TIME	723,962	860,602	473,225	888,673	888,673
6001001 SALARIES PART-TIME	13,815	44,778	4,453	39,975	39,975
6001002 SALARIES TEMPORARY	84,565	49,560	33,161	52,500	52,500
6001003 SALARIES OVERTIME	62,726	78,926	32,449	80,900	80,900
6001004 SALARIES SHIFT DIFFERENTIAL	6,306	8,636	3,924	8,636	8,636
6001008 STAND-BY PAY	5,667	9,300	2,669	9,300	9,300
6001009 OTHER PERSONNEL SERVICES	9,202	10,000	5,811	10,000	10,000
0000010 Personnel Service Totals	906,243	1,061,802	555,692	1,089,984	1,089,984
0000020 Equipment and Capital Outlay					
6002302 HEAVY TRUCKS	0	0	650	0	0
0000020 Equipment and Capital Outlay Totals	0	0	650	0	0

BROOME COUNTY GOVERNMENT
REVENUE AND APPROPRIATION SUMMARY BY DEPARTMENT

FUND: 2010 Aviation Operating
DEPT: 28000000 Aviation

Account	2019 Actuals	2020 Budget	2020 YTD Actuals As of 08/29/20	2021 Budget Requested	2021 Budget Recommended
0000040 Contractual Expenditures					
6004000 MAT & SUPPLIES-SURFACE TREAT	0	0	49	0	0
6004001 MAT & SUPPLIES-SIGNS & POSTS	673	0	750	0	0
6004002 MAT & SUPPLIES-PAINT	8,096	0	0	0	0
6004004 MATERIAL & SUPPLIES-OTHER	34	0	0	0	0
6004005 SNOW REMOVAL MATERIALS & SUPPL	90,230	57,000	46,768	59,000	59,000
6004012 OFFICE SUPPLIES	1,973	1,800	187	1,800	1,800
6004021 BLDG MAINTENANCE SUPPLIES	65,355	29,950	8,733	31,950	31,950
6004022 FUEL AND HEATING SUPPLIES	51,672	52,000	27,024	56,000	56,000
6004023 BLDG AND GROUNDS SUPPLIES	13,939	11,000	4,878	14,000	14,000
6004030 FOOD AND BEVERAGES	867	1,400	59	2,000	2,000
6004040 MOTOR EQUIPMENT SUPPLIES	27,533	20,000	18,309	21,000	21,000
6004045 TRAINING AND EDUCATIONAL SUPPL	31	350	0	350	350
6004046 GAS OIL GREASE AND DIESEL FUEL	42,802	43,000	20,826	79,500	79,500
6004047 TIRES AND TUBES	4,537	5,000	3,317	4,800	4,800
6004048 MISC OPERATIONAL SUPPLIES	17,583	16,900	4,516	15,900	15,900
6004052 UNIFORMS	4,123	5,300	2,565	5,500	5,500
6004054 SAFETY SUPPLIES	631	1,500	1,910	1,500	1,500
6004055 COMPUTER SOFTWARE AND SUPPLIES	432	3,200	548	4,700	4,700
6004100 POSTAGE AND FREIGHT	456	900	392	500	500
6004101 TELEPHONE	973	1,100	290	1,350	1,350
6004105 DUES AND MEMBERSHIPS	4,515	5,160	1,705	5,175	5,175
6004111 BUILDING AND LAND RENTAL	51,980	52,622	199,727	0	0
6004112 BLDG GROUNDS AND EQUIP REPAIR	23,857	34,000	5,313	33,000	33,000
6004113 WATER AND SEWAGE CHARGES	75,580	78,000	25,016	75,000	75,000
6004114 HEATING AND AIR COND PLANT EXP	19,471	12,800	11,869	13,500	13,500
6004115 ELECTRIC CURRENT	200,487	218,500	118,848	217,000	217,000
6004116 TAXES	104,476	103,311	28,839	106,000	106,000
6004117 BUILDING AND GROUNDS EXPENSES	30,011	31,900	27,789	32,400	32,400
6004126 RECREATIONAL AND ACTIVITY EXPE	3,150	2,750	0	2,750	2,750
6004130 MOTOR EQUIP REPAIRS AND MAINT	114	700	540	700	700
6004136 OPERATIONAL EQUIPMENT REPAIRS	455	1,500	610	1,500	1,500
6004137 ADVERTISING AND PROMOTION EXPE	50,393	50,000	18,594	50,000	50,000
6004138 OTHER OPERATIONAL EXPENSES	297,380	28,950	23,022	33,450	33,450
6004139 Trust Account Outflows	31,767	0	0	0	0
6004146 SUBCONTRACTED PROGRAM EXPENSE	130,261	140,000	61,579	140,000	140,000
6004147 OTHER PROGRAM EXPENSE	4,964	15,000	4,682	15,000	15,000
6004160 MILEAGE AND PARKING-LOCAL	0	500	0	500	500
6004161 TRAVEL HOTEL AND MEALS	8,058	8,000	405	8,000	8,000
6004162 EDUCATION AND TRAINING	7,124	10,350	2,602	11,000	11,000
6004165 ADVISORY BD/TRUSTEES EXPENSES	1,798	1,500	419	1,500	1,500
6004196 COPYING MACHINE RENTALS	1,475	2,400	1,176	2,000	2,000
6004200 PROPERTY LOSS	5,000	2,936	2,936	0	0

REPORT:BP032

BROOME COUNTY GOVERNMENT
REVENUE AND APPROPRIATION SUMMARY BY DEPARTMENT

FUND: 2010 Aviation Operating
DEPT: 28000000 Aviation

Account	2019 Actuals	2020 Budget	2020 YTD Actuals As of 08/29/20	2021 Budget Requested	2021 Budget Recommended
6004255 CONTRACTED SERVICES	12,045	15,000	4,350	15,000	15,000
6004504 OTHER FINANCIAL SERVICES	8,875	9,710	2,344	9,426	9,426
6004572 ENGINEERING AND ARCHITECTURAL	-4,882	0	0	0	0
6004580 BAD DEBT EXPENSE	-9,467	0	0	0	0
0000040 Contractual Expenditures Totals	1,390,827	1,075,989	683,486	1,072,751	1,072,751
0000041 Chargeback Expenses					
6004602 INSURANCE PREMIUM CHARGEBACK	83,903	67,921	33,960	63,250	63,250
6004604 DPW SECURITY CHARGEBACKS	133,494	135,425	67,713	137,579	137,579
6004619 BUILDING SERVICE CHARGEBACK	3,814	2,000	1,792	5,000	5,000
6004634 Indirect Costs - Excess of Bud	274,667	0	0	0	0
0000041 Chargeback Expenses Totals	495,878	205,346	103,465	205,829	205,829
0000042 Depreciation					
6004801 DEPRECIATION - BUILDINGS	1,274,088	0	0	0	0
6004803 DEPRECIATION - IMPROV O/T BLDG	2,853,999	0	0	0	0
6004804 DEPRECIATION - MOTOR VEHICLES	57,555	0	0	0	0
6004805 DEPRECIATION - MACHINERY & EQU	99,692	0	0	0	0
0000042 Depreciation Totals	4,285,334	0	0	0	0
0000060 Principal on Indebtedness					
6006000 PRINCIPAL ON SERIAL BONDS	0	347,428	0	356,405	356,405
6006001 PRINCIPAL ON BANS	0	303,051	0	146,850	146,850
0000060 Principal on Indebtedness Totals	0	650,479	0	503,255	503,255
0000070 Interest on Indebtedness					
6007000 INTEREST ON SERIAL BONDS	139,560	127,091	40,730	111,144	111,144
6007001 INTEREST ON BANS	64,047	73,669	24,045	41,825	41,825
6007005 INTEREST ON CAPITAL LEASE	146	0	0	0	0
0000070 Interest on Indebtedness Totals	203,753	200,760	64,775	152,969	152,969
0000080 Employee Benefits					
6008001 STATE RETIREMENT	1,098	151,919	69,178	142,989	142,989

REPORT:BP032

BROOME COUNTY GOVERNMENT
REVENUE AND APPROPRIATION SUMMARY BY DEPARTMENT

FUND: 2010 Aviation Operating
DEPT: 28000000 Aviation

Account	2019 Actuals	2020 Budget	2020 YTD Actuals As of 08/29/20	2021 Budget Requested	2021 Budget Recommended
6008002 SOCIAL SECURITY	65,138	80,568	39,814	75,058	75,058
6008004 WORKERS COMPENSATION	25,105	39,767	19,884	51,328	51,328
6008005 WORKERS COMP LT LIABILITY	264,913	0	0	0	0
6008006 LIFE INSURANCE	160	285	96	300	300
6008007 HEALTH INSURANCE	186,754	214,404	118,057	220,718	220,718
6008008 CHANGE IN OPEB LIABILITY	1,268,454	0	0	0	0
6008009 RETIREE HEALTH INSURANCE	103,717	102,275	74,025	11,427	11,427
6008010 DISABILITY INSURANCE	1,283	1,496	803	1,496	1,496
6008015 PENSION EXPENSE	152,029	0	0	0	0
0000080 Employee Benefits Totals	2,068,651	590,714	321,857	503,316	503,316
Exp Totals for Dept: 28000000	9,350,686	3,785,090	1,729,925	3,528,104	3,528,104
Total for Dept: 28000000	632,526	-2,936	904,005	0	0

Highway

Commissioner of Public Works, Parks,
Recreation and Youth Services

Deputy Commissioner of Highways

Road Administration

Administration
Interdepartmental Support
Debt Service
Administer Capital Improvement Program

Maintenance

Surface Treatment and Recycling
Resurfacing
Signage
Painting and Striping
Repair and Maintenance of Roadways
Bridge Repairs

Snow Removal

Snow and Ice Removal Contract
Administration

Maintenance

Repair and Maintain Equipment
Equipment Replacement Capital Program

**Public Works, Parks, Recreation and Youth Services
Highways (County Roads)**

Mission Statement

To maintain a County road system allowing the transportation of people and goods throughout the county, in a cost effective, efficient and professional manner, enhancing community growth, economic well-being and quality of life.

Description

Responsible for maintaining 343.24 center-line miles of road. The Highway Division, in conjunction with the Engineering Division, are also responsible for maintaining 105 bridges with spans of twenty feet or more, 130 culverts with diameters ranging from five to twenty feet and 3,500 culverts with diameters of five feet or less. This involves the inspection and evaluation of county roads and bridges, and planning, reconstruction, repair, and maintenance projects.

The Highway Division is responsible for the administration, operation and maintenance of highway bridge and capital projects; this includes road widening and straightening, resurfacing and patching of existing county roads to ensure that maintenance is at required standards and safety levels. Emphasis is also placed on snow and ice control. In case of natural disasters, the division also assists other local municipalities with specialized equipment and expertise.

Revenues attributed to the operation of the County Road fund are derived primarily from the sale of supplies such as road signs,

sand/salt mix to other local governments, and highway work permit fees for work completed by utility companies and others in highway right-of-way. State aid revenues fund the highway operating and capital aid under the State Consolidated Local Highway Assistance Program (CHIPS). An interfund transfer from the General Fund is received to balance the County Road Fund.

2021 Objectives

- Continue to develop and implement an annual highway maintenance program to ensure preservation of the existing system at an acceptable level of service and standard of construction and extend the useful life of the existing system.
- In-house design, construction, and reconstruction of county highways to conform to acceptable standards of service and construction in accordance with American Association of State Highway and Transportation Officials (AASHTO) Geometric Design and NYSDOT Standard Specifications.
- Rehabilitation of guiderail system to NYSDOT Standards, 40,000 feet of various Broome County roads.
- Preserve the load capacity of county bridges and improve/replace unsafe or inadequate structures in accordance with American Association of State Highway and Transportation Officials (AASHTO) Geometric Design and NYSDOT Geometric Design Policy for Bridges.
- Rehabilitate and stabilize approximately two hundred miles of highway shoulders annually.

- Resurface and/or provide surface treatment, truing, leveling and resurfacing to county highways as required, per industry standard and Broome County ten year policy. Approximately thirty five miles.
- Provide effective 24 hour a day snow and ice control for county roads during the winter season and maintain contracts with various towns for snowplowing and ice control per New York State 24 hour bare road policy.
- Develop a bridge cleaning and maintenance program for county bridges.
- Ensure that legible pavement markings are provided along county highways per the Manual of Uniform Traffic Control Devices.
- Ensure clear sight lines by cutting grass, trees and brush along approximately 700 miles of county right-of-way in accordance with Section 102 of New York State Highway Law.
- Review requests and issue permits for work within right-of-ways by utilities and contractors. This amounts to approximately eighty permits annually.

2021 Budget Highlights

- Maintain safety and condition of county highway system with limited funds.
- 2019 was a very difficult year for Snow & Ice control. The Division was able to get through almost daily storms and difficulty of getting road salt delivered from vendor.

Public Works, Parks, Recreation and Youth Services 29010205
 Highways(County Roads)

<u>Title of Position</u>	<u>Grade/Unit</u>	As of July 6,2020			
		<u>2019 Actuals</u>	<u>Current Authorized</u>	<u>2021 Requested</u>	<u>2021 Recommended</u>
<u>Full-Time Positions</u>					
Deputy Commissioner of Public Works/Highway	F Admin	1	1	1	1
General Highway Supervisor	AFSCME	0	1	1	1
Assistant General Highway Supervisor	AFSCME	2	1	1	1
Highway Crew Supervisor	AFSCME	5	5	5	5
Paint Crew Supervisor - DPW	AFSCME	1	1	1	1
Painter - DPW	AFSCME	2	2	2	2
Public Works Office Assistant	AFSCME	1	1	1	1
Highway Clerk	AFSCME	1	1	1	1
Carpenter	AFSCME	1	1	1	1
Assistant Carpenter	AFSCME	1	1	1	1
Laborer	AFSCME	2	2	2	2
Motor Equipment Operator III	AFSCME	10	10	10	10
Motor Equipment Operator II	AFSCME	18	18	18	18
Motor Equipment Operator I	AFSCME	12	12	12	12
Total Full-Time Positions		57	57	57	57
<u>Part-Time Positions</u>					
None					
Total Part-Time Positions		0	0	0	0
Total Positions		57	57	57	57

REPORT:BP033

BROOME COUNTY GOVERNMENT
REVENUE AND APPROPRIATION SUMMARY
BY DEPARTMENT AND DIVISION

FUND: 3120 County Road Operating
DEPT: 29000000 Highway
DIV: 01 Highway-County Roads

Account	2019 Actuals	2020 Budget	2020 YTD Actuals As of 08/29/20	2021 Budget Requested	2021 Budget Recommended
9000000 Highway					
0000002 Departmental Income					
5000214 ROADWAY USE FEES	39,166	50,000	29,189	50,000	50,000
5000333 OTHER DEPARTMENTAL CHARGEBACK	34,944	30,000	27,274	30,000	30,000
5000429 SALE OF SUPPLIES TO OTHER GOVT	21,683	20,000	17,218	20,000	20,000
0000002 Departmental Income Totals	95,793	100,000	73,681	100,000	100,000
0000003 Use of Money					
5000451 INTEREST AND EARNINGS	7,312	5,500	6,966	4,000	4,000
5000462 RENTAL OF EQUIPMENT OTHER GOVT	18,129	20,000	2,775	20,000	20,000
5000471 COMMISSIONS	171	0	416	0	0
0000003 Use of Money Totals	25,612	25,500	10,157	24,000	24,000
0000006 Sale of Prop and Comp for Loss					
5000516 MINOR SALES - PUBLIC WORKS	7,823	5,000	1,598	5,000	5,000
0000006 Sale of Prop and Comp for Loss Totals	7,823	5,000	1,598	5,000	5,000
0000007 Misc Interfund Revenues					
5000533 UNCLASSIFIED REVENUES	1,748	1,500	0	1,500	1,500
5000534 TRANSFER FROM INSURANCE RESERV	24,860	4,504	4,504	4,504	4,504
5000545 CREDIT CARD REBATES	395	0	430	0	0
5000562 TRANSFER FROM GENERAL FUND	6,783,757	6,940,939	6,940,939	7,338,962	7,338,962
5000563 TRANSFER FROM CAPITAL FUND	3,312	0	0	0	0
5000569 TRANSFER - DEBT SERVICE FUND	797,779	674,500	624,509	627,000	627,000
5000580 UNUSED CAPITAL FUND	1,079,223	0	120,567	0	0
0000007 Misc Interfund Revenues Totals	8,691,074	7,621,443	7,690,949	7,971,966	7,971,966
0000008 State Aid					
5000808 OTHER STATE AID	565,374	0	0	0	0
5000846 CONSOLIDATED HIGHWAY AID	3,138,291	3,074,325	0	3,074,325	3,074,325
0000008 State Aid Totals	3,703,665	3,074,325	0	3,074,325	3,074,325
0000009 Federal Aid					
5000952 ARRA DEBT REIMBURSEMENT	128,807	118,243	64,609	109,041	109,041

BROOME COUNTY GOVERNMENT
 REVENUE AND APPROPRIATION SUMMARY
 BY DEPARTMENT AND DIVISION

FUND: 3120 County Road Operating
 DEPT: 29000000 Highway
 DIV: 01 Highway-County Roads

Account	2019 Actuals	2020 Budget	2020 YTD Actuals As of 08/29/20	2021 Budget Requested	2021 Budget Recommended
5000990 FEMA REVENUE	418,744	0	132,696	0	0
0000009 Federal Aid Totals	547,551	118,243	197,305	109,041	109,041
Rev Total for Div: 2901	13,071,518	10,944,511	7,973,690	11,284,332	11,284,332
0000010 Personnel Service					
6001000 SALARIES FULL-TIME	2,831,569	2,930,730	1,708,325	2,975,680	2,975,680
6001003 SALARIES OVERTIME	133,664	150,000	69,312	150,000	150,000
6001004 SALARIES SHIFT DIFFERENTIAL	11,241	12,000	8,059	12,000	12,000
6001006 OUT OF TITLE PAY	16,815	15,000	9,791	15,000	15,000
6001009 OTHER PERSONNEL SERVICES	12,150	12,600	13,550	12,600	12,600
0000010 Personnel Service Totals	3,005,439	3,120,330	1,809,037	3,165,280	3,165,280
0000040 Contractual Expenditures					
6004000 MAT & SUPPLIES-SURFACE TREAT	351,491	350,000	177,296	350,000	350,000
6004001 MAT & SUPPLIES-SIGNS & POSTS	15,724	13,000	500	13,000	13,000
6004002 MAT & SUPPLIES-PAINT	62,606	70,000	57,111	70,000	70,000
6004003 MAT & SUPPLIES-GUIDE RAILS	5,427	10,000	0	10,000	10,000
6004004 MATERIAL & SUPPLIES-OTHER	88,449	70,000	21,426	70,000	70,000
6004005 SNOW REMOVAL MATERIALS & SUPPL	814,237	550,000	478,152	550,000	550,000
6004012 OFFICE SUPPLIES	1,227	1,350	143	1,350	1,350
6004022 FUEL AND HEATING SUPPLIES	23,127	33,000	16,324	33,000	33,000
6004030 FOOD AND BEVERAGES	262	0	0	0	0
6004045 TRAINING AND EDUCATIONAL SUPPL	730	0	0	0	0
6004052 UNIFORMS	2,968	3,300	935	3,300	3,300
6004054 SAFETY SUPPLIES	18,040	10,000	5,712	10,000	10,000
6004102 TELEPHONE EQUIPMENT	8,269	0	3,067	0	0
6004105 DUES AND MEMBERSHIPS	0	0	430	0	0
6004113 WATER AND SEWAGE CHARGES	3,130	3,500	2,637	3,500	3,500
6004115 ELECTRIC CURRENT	25,057	30,000	17,031	30,000	30,000
6004117 BUILDING AND GROUNDS EXPENSES	3,423	4,500	2,004	4,500	4,500
6004130 MOTOR EQUIP REPAIRS AND MAINT	3,694	0	0	0	0
6004137 ADVERTISING AND PROMOTION EXPE	93	0	114	0	0
6004138 OTHER OPERATIONAL EXPENSES	17,668	18,320	14,442	18,320	18,320
6004161 TRAVEL HOTEL AND MEALS	0	0	601	0	0

REPORT:BP033

BROOME COUNTY GOVERNMENT
REVENUE AND APPROPRIATION SUMMARY
BY DEPARTMENT AND DIVISION

FUND: 3120 County Road Operating
DEPT: 29000000 Highway
DIV: 01 Highway-County Roads

Account	2019 Actuals	2020 Budget	2020 YTD Actuals As of 08/29/20	2021 Budget Requested	2021 Budget Recommended
6004162 EDUCATION AND TRAINING	380	0	175	0	0
6004191 OUTSIDE RENTALS-MACHINERY	32,717	46,906	30,888	46,906	46,906
6004196 COPYING MACHINE RENTALS	1,205	2,000	943	2,000	2,000
6004200 PROPERTY LOSS	630	4,504	4,504	0	0
6004203 INSURANCE CLAIMS	24,230	0	0	0	0
6004413 OTHER HEALTH AND MEDICAL SERVI	0	1,661	1,546	1,661	1,661
6004504 OTHER FINANCIAL SERVICES	8,944	7,716	4,174	6,434	6,434
0000040 Contractual Expenditures Totals	1,513,728	1,229,757	840,156	1,223,971	1,223,971
0000041 Chargeback Expenses					
6004602 INSURANCE PREMIUM CHARGEBACK	73,390	334,038	167,019	307,054	307,054
6004634 Indirect Costs - Excess of Bud	151,916	0	0	0	0
0000041 Chargeback Expenses Totals	225,306	334,038	167,019	307,054	307,054
0000060 Principal on Indebtedness					
6006000 PRINCIPAL ON SERIAL BONDS	2,054,261	1,624,134	1,624,134	1,809,372	1,809,372
6006001 PRINCIPAL ON BANS	1,040,420	1,285,056	1,285,056	1,306,282	1,306,282
6006008 PRINCIPAL ON CAPITAL LEASE	86	0	0	0	0
0000060 Principal on Indebtedness Totals	3,094,767	2,909,190	2,909,190	3,115,654	3,115,654
0000070 Interest on Indebtedness					
6007000 INTEREST ON SERIAL BONDS	741,801	602,170	319,472	615,920	615,920
6007001 INTEREST ON BANS	427,212	428,374	427,357	445,938	445,938
6007005 INTEREST ON CAPITAL LEASE	1	0	0	0	0
0000070 Interest on Indebtedness Totals	1,169,014	1,030,544	746,829	1,061,858	1,061,858
0000080 Employee Benefits					
6008001 STATE RETIREMENT	461,560	490,634	227,508	493,268	493,268
6008002 SOCIAL SECURITY	214,804	238,181	128,943	241,692	241,692
6008004 WORKERS COMPENSATION	93,277	99,825	49,913	128,613	128,613
6008006 LIFE INSURANCE	453	855	278	855	855
6008007 HEALTH INSURANCE	676,348	730,226	408,723	748,848	748,848
6008009 RETIREE HEALTH INSURANCE	718,825	760,931	504,782	797,239	797,239
6008011 UNEMPLOYMENT INSURANCE	0	0	25,492	0	0
6008013 HEALTH INS - RETIRE INCENTIVE	2,881	0	0	0	0

REPORT:BP033

BROOME COUNTY GOVERNMENT
REVENUE AND APPROPRIATION SUMMARY
BY DEPARTMENT AND DIVISION

FUND: 3120 County Road Operating
DEPT: 29000000 Highway
DIV: 01 Highway-County Roads

Account	2019 Actuals	2020 Budget	2020 YTD Actuals As of 08/29/20	2021 Budget Requested	2021 Budget Recommended
0000080 Employee Benefits Totals	2,168,148	2,320,652	1,345,639	2,410,515	2,410,515
0000090 Transfers					
6009001 TRANSFER TO CAPITAL FUND	74,960	0	0	0	0
0000090 Transfers Totals	74,960	0	0	0	0
Exp Total for Div: 2901	11,251,362	10,944,511	7,817,870	11,284,332	11,284,332
Total for Div: 29000000	1,820,156	0	155,820	0	0

REPORT:BP033

BROOME COUNTY GOVERNMENT
REVENUE AND APPROPRIATION SUMMARY
BY DEPARTMENT AND DIVISION

FUND: 3120 County Road Operating
DEPT: 29000000 Highway
DIV: 01 Highway-County Roads

Account	2019 Actuals	2020 Budget	2020 YTD Actuals As of 08/29/20	2021 Budget Requested	2021 Budget Recommended
Total for Dept: 29000000	1,820,156	0	155,820	0	0

Public Works, Parks, Recreation and Youth Services 30020105
 Highways(Road Machinery)

<u>Title of Position</u>	<u>Grade/Unit</u>	As of			
		<u>2019</u> <u>Actuals</u>	<u>July 6,2020</u> <u>Current</u> <u>Authorized</u>	<u>2021</u> <u>Requested</u>	<u>2021</u> <u>Recommended</u>
<u>Full-Time Positions</u>					
Equipment Service Supervisor	AFSCME	1	1	1	1
Stores Clerk	AFSCME	2	2	2	2
Equipment Mechanic III	AFSCME	6	6	6	6
Equipment Mechanic II	AFSCME	1	1	1	1
Equipment Mechanic I	AFSCME	2	2	2	2
Total Full-Time Positions		12	12	12	12
<u>Part-Time Positions</u>					
None					
Total Part-Time Positions		0	0	0	0
Total Positions		12	12	12	12

REPORT:BP033

BROOME COUNTY GOVERNMENT
REVENUE AND APPROPRIATION SUMMARY
BY DEPARTMENT AND DIVISION

FUND: 3160 Road Machinery Operating
DEPT: 30000000 Road Machinery
DIV: 02 Highway-Road Machinery

Account	2019 Actuals	2020 Budget	2020 YTD Actuals As of 08/29/20	2021 Budget Requested	2021 Budget Recommended
0000000 Road Machinery					
0000002 Departmental Income					
5000189 OTHER LOCAL GOVERNMENTS	2,320	4,000	1,900	4,000	4,000
0000002 Departmental Income Totals	2,320	4,000	1,900	4,000	4,000
0000003 Use of Money					
5000451 INTEREST AND EARNINGS	9,477	7,000	3,050	4,000	4,000
0000003 Use of Money Totals	9,477	7,000	3,050	4,000	4,000
0000006 Sale of Prop and Comp for Loss					
5000518 SALE OF EQUIPMENT	4,924	25,000	0	25,000	25,000
0000006 Sale of Prop and Comp for Loss Totals	4,924	25,000	0	25,000	25,000
0000007 Misc Interfund Revenues					
5000562 TRANSFER FROM GENERAL FUND	2,589,308	2,642,842	2,642,842	2,651,541	2,651,541
5000569 TRANSFER - DEBT SERVICE FUND	46,289	27,300	34,432	42,900	42,900
0000007 Misc Interfund Revenues Totals	2,635,597	2,670,142	2,677,274	2,694,441	2,694,441
0000009 Federal Aid					
5000952 ARRA DEBT REIMBURSEMENT	19,090	17,524	9,575	16,160	16,160
0000009 Federal Aid Totals	19,090	17,524	9,575	16,160	16,160
Rev Total for Div: 3002	2,671,408	2,723,666	2,691,799	2,743,601	2,743,601
0000010 Personnel Service					
6001000 SALARIES FULL-TIME	625,702	651,422	391,050	672,497	672,497
6001003 SALARIES OVERTIME	31,279	20,000	12,010	20,000	20,000
6001004 SALARIES SHIFT DIFFERENTIAL	3,494	3,200	1,677	3,200	3,200
6001006 OUT OF TITLE PAY	731	1,500	1,222	1,500	1,500
6001009 OTHER PERSONNEL SERVICES	675	700	725	700	700

BROOME COUNTY GOVERNMENT
 REVENUE AND APPROPRIATION SUMMARY
 BY DEPARTMENT AND DIVISION

FUND: 3160 Road Machinery Operating
 DEPT: 30000000 Road Machinery
 DIV: 02 Highway-Road Machinery

Account	2019 Actuals	2020 Budget	2020 YTD Actuals As of 08/29/20	2021 Budget Requested	2021 Budget Recommended
0000010 Personnel Service Totals	661,881	676,822	406,684	697,897	697,897
0000040 Contractual Expenditures					
6004006 GARAGE & SHOP OPERATIONAL SUPP	10,899	10,000	4,087	10,000	10,000
6004012 OFFICE SUPPLIES	1,095	1,144	1,118	1,000	1,000
6004021 BLDG MAINTENANCE SUPPLIES	7,128	2,000	2,183	2,000	2,000
6004022 FUEL AND HEATING SUPPLIES	250	1,000	218	1,000	1,000
6004023 BLDG AND GROUNDS SUPPLIES	1,763	1,500	1,943	1,500	1,500
6004040 MOTOR EQUIPMENT SUPPLIES	298,321	330,000	199,671	325,000	325,000
6004046 GAS OIL GREASE AND DIESEL FUEL	337,084	350,000	146,587	350,000	350,000
6004047 TIRES AND TUBES	35,476	50,000	1,141	50,000	50,000
6004054 SAFETY SUPPLIES	2,274	2,376	881	2,000	2,000
6004100 POSTAGE AND FREIGHT	14	50	0	50	50
6004102 TELEPHONE EQUIPMENT	0	3,000	1,107	3,000	3,000
6004117 BUILDING AND GROUNDS EXPENSES	3,088	4,000	489	4,000	4,000
6004130 MOTOR EQUIP REPAIRS AND MAINT	10,987	25,000	3,302	20,000	20,000
6004133 UNIFORM AND CLOTHING ALLOWANCE	2,981	3,000	3,368	3,000	3,000
6004138 OTHER OPERATIONAL EXPENSES	9,368	8,000	3,772	8,000	8,000
6004196 COPYING MACHINE RENTALS	864	1,200	707	1,200	1,200
6004504 OTHER FINANCIAL SERVICES	1,326	1,144	619	954	954
0000040 Contractual Expenditures Totals	722,918	793,414	371,193	782,704	782,704
0000041 Chargeback Expenses					
6004634 Indirect Costs - Excess of Bud	44,534	0	0	0	0
0000041 Chargeback Expenses Totals	44,534	0	0	0	0
0000060 Principal on Indebtedness					
6006000 PRINCIPAL ON SERIAL BONDS	327,360	272,395	272,395	301,970	301,970
6006001 PRINCIPAL ON BANS	272,235	326,235	326,235	272,382	272,382
0000060 Principal on Indebtedness Totals	599,595	598,630	598,630	574,352	574,352
0000070 Interest on Indebtedness					
6007000 INTEREST ON SERIAL BONDS	127,488	102,753	54,298	104,825	104,825
6007001 INTEREST ON BANS	95,649	93,152	92,931	88,558	88,558

REPORT:BP033

BROOME COUNTY GOVERNMENT
REVENUE AND APPROPRIATION SUMMARY
BY DEPARTMENT AND DIVISION

FUND: 3160 Road Machinery Operating
DEPT: 30000000 Road Machinery
DIV: 02 Highway-Road Machinery

Account	2019 Actuals	2020 Budget	2020 YTD Actuals As of 08/29/20	2021 Budget Requested	2021 Budget Recommended
0000070 Interest on Indebtedness Totals	223,137	195,905	147,229	193,383	193,383
0000080 Employee Benefits					
6008001 STATE RETIREMENT	95,379	98,577	48,554	103,088	103,088
6008002 SOCIAL SECURITY	47,284	50,669	29,128	53,301	53,301
6008004 WORKERS COMPENSATION	27,862	29,818	14,909	38,416	38,416
6008006 LIFE INSURANCE	97	180	60	180	180
6008007 HEALTH INSURANCE	144,498	148,616	88,168	162,700	162,700
6008009 RETIREE HEALTH INSURANCE	123,332	131,035	87,374	137,580	137,580
6008013 HEALTH INS - RETIRE INCENTIVE	1,520	0	0	0	0
0000080 Employee Benefits Totals	439,972	458,895	268,193	495,265	495,265
Exp Total for Div: 3002	2,692,037	2,723,666	1,791,929	2,743,601	2,743,601
Total for Div: 30000000	-20,629	0	899,870	0	0

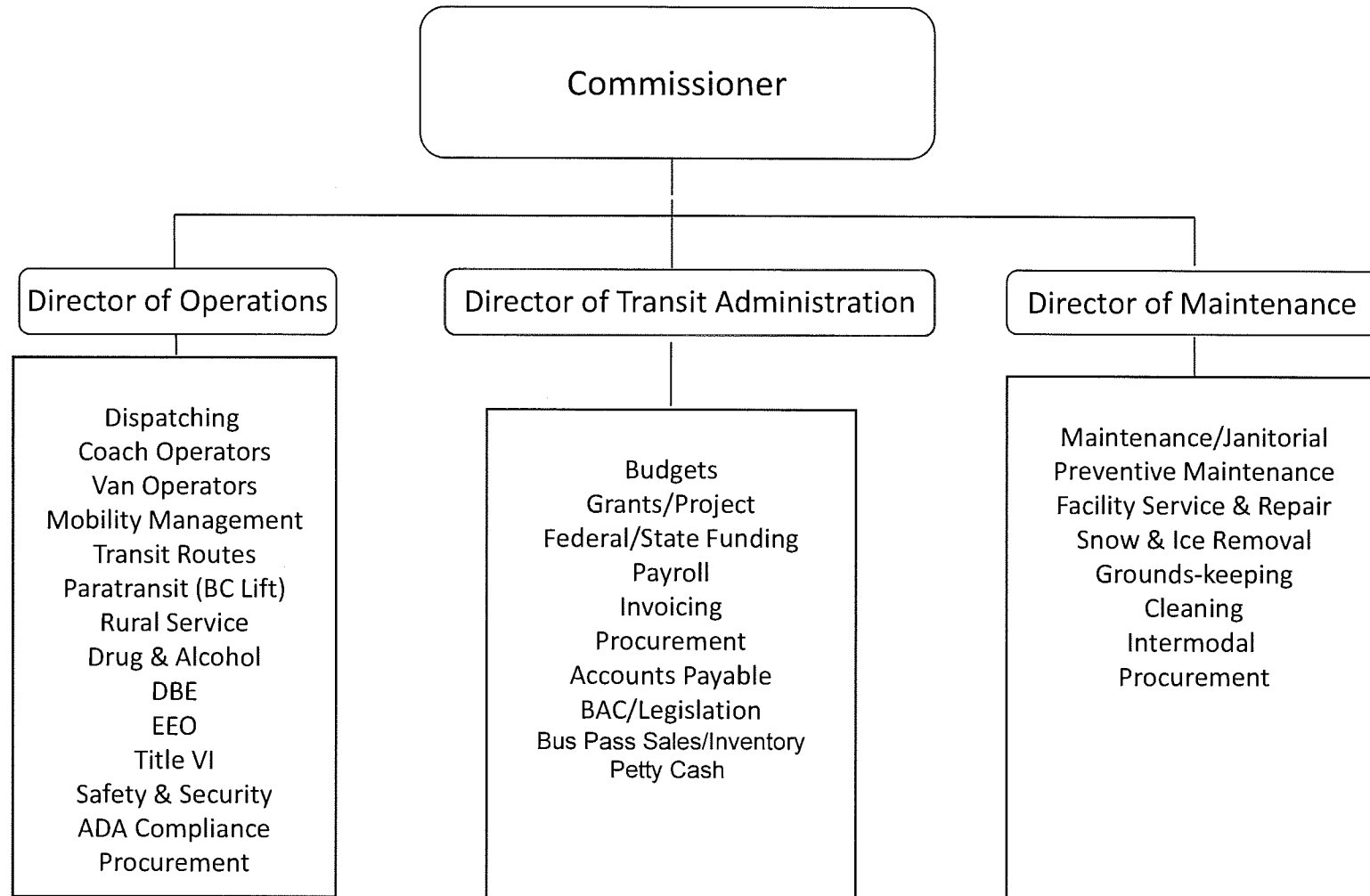
REPORT:BP033

BROOME COUNTY GOVERNMENT
REVENUE AND APPROPRIATION SUMMARY
BY DEPARTMENT AND DIVISION

FUND: 3160 Road Machinery Operating
DEPT: 30000000 Road Machinery
DIV: 02 Highway-Road Machinery

Account	2019 Actuals	2020 Budget	2020 YTD Actuals As of 08/29/20	2021 Budget Requested	2021 Budget Recommended
Total for Dept: 30000000	-20,629	0	899,870	0	0

Public Transportation



Public Transportation

Mission Statement

To provide safe, clean, reliable, and affordable public transportation to the community in the most effective and cost efficient manner.

Description

Mass Transit has a 150-year history in Broome County. In 1968, Broome County assumed ownership and operation of transit services from the Triple Cities Traction Corporation creating the Department of Public Transportation (aka BC Transit) by County Charter, Article X of the Broome County Charter.

BC Transit currently operates the community's public transportation programs including: Fixed Route (Transit), ADA mandated Paratransit Service (BC Lift), Elder transportation (OFA Mini Bus) and Rural Demand Service (BC Country). By operating the Department of Public Transportation as an Enterprise Fund, the department generates its annual funding largely through Federal and State aid, and to a lesser extent, through ridership fare revenues.

BC Transit's main facilities are the Transit Center located at 413 Old Mill Road in the Town of Vestal and the Greater Binghamton Transportation Center located in downtown Binghamton. The Intermodal Facility leases space to Interstate Carriers Greyhound, Coach USA, OurBus and Flix Bus. The Department operates a network of 19 fixed routes and 2 Commuter Routes using the Intermodal (BC Junction) as a central transfer point. The Fixed Route service operates seven days a week with extended hours into the evening and requires 38 buses at peak times. BC Transit maintains a fleet of 50 wheelchair accessible transit buses for Fixed Route service, providing approximately 2.0 million rides while traveling over 2.0 million miles annually.

Under contract with Serafini Transportation Corp., the organization provides BC Lift (ADA) and OFA mini bus transportation to disabled and

elderly customers in the community's urbanized area. These services are provided by a fleet of 12 fourteen-passenger vans which provide approximately 60,000 rides per year. The Department of Public Transportation also provides a rural transportation demand service program, BC Country, which utilizes a fleet of eleven fourteen-passenger vans and provides over 20,000 rides per year to rural users.

2021 Objectives

- To recover from, and adapt to, pandemic/post-pandemic public transportation with emphasis on: best practices to minimize pathogen transmission, capacity planning due to social distancing, public relations to assure ridership of safe use and recovery of losses to ridership from all sectors of industry.
- To maintain the highest standards for; safe and efficient field operations, FTA, ADA and NYS/DOT compliance, and sound fiscal management.
- To aggressively continue to reduce average fleet age and vehicle operating expense. BC Transit is budgeted for 5 additional coach buses by the end of 2021. This will establish our bus fleet with all vehicles being within their useful life for the first time in over 20 years.
- Completing several Transit project upgrades including two lean-to storage sheds for housing demand service buses and façade and office upgrades.
- BC Transit anticipates purchasing a state of the art fare collection system which can incorporate cash, mobile ticketing and real time purchase of bus tickets.
- To maximize State/Federal funds so county share of capital is 10% or less of all capital project and continue to pursue all competitive grant opportunities.

2021 Budget Highlights

- Elimination of the County's contribution to BC Transit due to federal CARES Act funding.
- Continue to capture improved fleet productivity with the delivery of new buses from 2017, 2019 and 2020, reducing operating costs and improving fuel economy.

REPORT:BP032

BROOME COUNTY GOVERNMENT
REVENUE AND APPROPRIATION SUMMARY BY DEPARTMENT

FUND: 2040 Transit Operating

DEPT: 31000000 Public Transportation

Account	2019 Actuals	2020 Budget	2020 YTD Actuals As of 08/29/20	2021 Budget Requested	2021 Budget Recommended
0000002 Departmental Income					
5000126 FARES & FEES	1,576,748	1,730,000	474,413	1,730,000	1,730,000
5000128 ADVERTISING REVENUES	120,430	120,000	67,400	120,000	120,000
5000137 SPACE RENTAL-OTHER	198,950	188,789	82,591	211,506	211,506
5000190 B C LIPT AND FARES	142,229	190,000	32,806	180,000	180,000
5000191 B C COUNTRY FARES	38,056	45,000	7,799	37,500	37,500
5000246 SUNY BROOME FARES	171,554	203,885	122,331	206,943	206,943
5000333 OTHER DEPARTMENTAL CHARGEBACK	0	1,000	0	1,000	1,000
5000420 SUNY - OCC. CONTRACT	641,280	647,700	218,280	388,620	388,620
5000421 BINGHAMTON SD CONTRACT	298,953	304,184	180,977	308,747	308,747
5000426 MISCELLANEOUS	-20	0	0	0	0
5000428 OTHER CHARGES	0	0	30,826	0	0
5000440 CHARGEBACK OF SERVICES PROVIDE	194,405	193,320	77,574	193,320	193,320
0000002 Departmental Income Total	3,382,585	3,613,878	1,294,997	3,377,636	3,377,636
0000003 Use of Money					
5000451 INTEREST AND EARNINGS	14,286	500	3,854	3,500	3,500
5000463 PARKING LOT	9,813	9,000	2,527	12,000	12,000
5000470 VENDING MACHINE	16,669	21,800	4,956	22,000	22,000
0000003 Use of Money Total	40,768	31,300	11,337	37,500	37,500
0000006 Sale of Prop and Comp for Loss					
5000510 SALE OF SCRAP & EXCESS MATERIA	2,101	5,000	6,282	2,500	2,500
0000006 Sale of Prop and Comp for Loss Total	2,101	5,000	6,282	2,500	2,500
0000007 Misc Interfund Revenues					
5000530 REFUNDS OF PRIOR YEARS EXPENDI	500	0	162	0	0
5000532 PREMIUM & ACCRUED INT ON OBLIG	9,390	0	10,776	0	0
5000534 TRANSFER FROM INSURANCE RESERV	88,446	12,333	18,499	0	0
5000540 GAIN FROM DISPOSITION OF ASSET	9,992	0	0	0	0
5000545 CREDIT CARD REBATES	663	500	434	500	500
5000551 CHANGE IN OPEB LIABILITY	4,979,573	0	0	0	0
5000562 TRANSFER FROM GENERAL FUND	1,479,800	1,601,081	1,601,081	0	0
5000570 EARNINGS ON TEMPORARY INVESTME	4,365	0	0	0	0
0000007 Misc Interfund Revenues Total	6,572,729	1,613,914	1,630,952	500	500

BROOME COUNTY GOVERNMENT
REVENUE AND APPROPRIATION SUMMARY BY DEPARTMENT

FUND: 2040 Transit Operating
DEPT: 31000000 Public Transportation

Account	2019 Actuals	2020 Budget	2020 YTD Actuals As of 08/29/20	2021 Budget Requested	2021 Budget Recommended
0000008 State Aid					
5000804 MASS TRANSIT	2,001,035	472,163	49,465	301,790	301,790
5000805 MASS TRANSIT SUPPLEMENTAL	3,635,554	3,432,968	1,189,772	2,884,000	2,884,000
5000849 BUSES/MASS TRANSP-CAPITAL PROJ	2,578,830	0	0	0	0
5000850 OTHER TRANSP-CAPITAL PROJS	174,297	0	0	0	0
0000008 State Aid Total	8,389,716	3,905,131	1,239,237	3,185,790	3,185,790
0000009 Federal Aid					
5000901 FEDERAL AID - OTHER	45,649	7,500	5,510	7,500	7,500
5000902 MASS TRANSIT	4,530,845	3,839,688	13,500	3,839,688	3,839,688
5000921 BUSES/MASS TRANSP-CAPITAL PROJ	2,977,793	0	0	0	0
5000952 ARRA DEBT REIMBURSEMENT	20,976	19,256	6,084	17,757	17,757
5000992 CARES ACT	0	0	3,281,724	2,213,488	2,213,488
0000009 Federal Aid Total	7,575,263	3,866,444	3,306,818	6,078,433	6,078,433
Rev Totals for Dept: 31000000	25,963,162	13,035,667	7,489,623	12,682,359	12,682,359
0000010 Personnel Service					
6001000 SALARIES FULL-TIME	3,809,643	4,163,970	2,050,046	4,009,448	4,009,448
6001001 SALARIES PART-TIME	660,750	914,856	348,994	868,994	868,994
6001002 SALARIES TEMPORARY	0	0	8,104	0	0
6001003 SALARIES OVERTIME	186,323	118,739	84,059	130,072	130,072
6001004 SALARIES SHIFT DIFFERENTIAL	10,013	8,500	6,882	10,200	10,200
0000010 Personnel Service Totals	4,666,729	5,206,065	2,498,085	5,018,714	5,018,714
0000040 Contractual Expenditures					
6004010 BOOKS AND SUBSCRIPTIONS	0	300	0	300	300
6004011 DUPLICATING AND PRINTING RM SU	0	1,000	0	1,000	1,000
6004012 OFFICE SUPPLIES	4,621	3,000	1,619	3,000	3,000
6004020 DPW BLDG SERVICE SUPPLIES	0	200	0	200	200
6004021 BLDG MAINTENANCE SUPPLIES	19,159	11,500	27,068	11,500	11,500

REPORT:BP032

BROOME COUNTY GOVERNMENT
REVENUE AND APPROPRIATION SUMMARY BY DEPARTMENT

FUND: 2040 Transit Operating

DEPT: 31000000 Public Transportation

Account	2019 Actuals	2020 Budget	2020 YTD Actuals As of 08/29/20	2021 Budget Requested	2021 Budget Recommended
6004022 FUEL AND HEATING SUPPLIES	34,196	51,000	22,984	51,000	51,000
6004023 BLDG AND GROUNDS SUPPLIES	481	17,500	1,078	17,500	17,500
6004040 MOTOR EQUIPMENT SUPPLIES	478,797	400,000	547,404	350,000	350,000
6004045 TRAINING AND EDUCATIONAL SUPPL	0	650	0	650	650
6004046 GAS OIL GREASE AND DIESEL FUEL	834,410	1,092,875	311,849	1,092,875	1,092,875
6004047 TIRES AND TUBES	71,090	75,000	33,845	72,000	72,000
6004048 MISC OPERATIONAL SUPPLIES	44,031	57,000	23,640	57,000	57,000
6004052 UNIFORMS	9,825	9,500	4,520	9,500	9,500
6004054 SAFETY SUPPLIES	2,300	3,000	1,578	3,000	3,000
6004100 POSTAGE AND FREIGHT	495	500	236	500	500
6004101 TELEPHONE	19,778	18,817	14,498	18,817	18,817
6004105 DUES AND MEMBERSHIPS	2,664	2,625	2,500	3,000	3,000
6004106 GENERAL OFFICE EXPENSES	99	200	0	200	200
6004112 BLDG GROUNDS AND EQUIP REPAIR	10,596	13,500	7,284	13,500	13,500
6004113 WATER AND SEWAGE CHARGES	12,521	19,200	9,045	19,200	19,200
6004115 ELECTRIC CURRENT	60,125	78,000	35,055	78,000	78,000
6004117 BUILDING AND GROUNDS EXPENSES	52,749	44,000	32,091	47,000	47,000
6004121 LAUNDRY AND DRY CLEANING EXPEN	11,028	11,500	7,921	13,000	13,000
6004130 MOTOR EQUIP REPAIRS AND MAINT	150,872	132,160	82,518	32,000	32,000
6004136 OPERATIONAL EQUIPMENT REPAIRS	410	1,500	0	1,500	1,500
6004137 ADVERTISING AND PROMOTION EXPE	25,773	25,000	5,701	14,999	14,999
6004138 OTHER OPERATIONAL EXPENSES	104,395	148,640	32,231	116,080	116,080
6004144 DIAL-A-BUS-HANDICAPPED	816,581	975,230	332,777	1,015,233	1,015,233
6004160 MILEAGE AND PARKING-LOCAL	21	50	117	50	50
6004161 TRAVEL HOTEL AND MEALS	9,236	4,500	4,972	4,500	4,500
6004162 EDUCATION AND TRAINING	7,535	1,500	765	1,500	1,500
6004165 ADVISORY BD/TRUSTEES EXPENSES	607	800	671	800	800
6004169 DAY TRIP MEAL REIMBURSEMENT	0	50	0	50	50
6004192 SOFTWARE MAINTENANCE	836	6,200	0	6,200	6,200
6004196 COPYING MACHINE RENTALS	617	2,242	1,277	2,242	2,242
6004200 PROPERTY LOSS	31,185	164	326	0	0
6004203 INSURANCE CLAIMS	57,261	12,169	18,172	0	0
6004400 MEDICAL AND PHYSICAL EXAMS	6,430	5,000	2,865	5,000	5,000
6004504 OTHER FINANCIAL SERVICES	1,419	1,257	392	1,048	1,048
6004594 LOSS ON DISPOSITION OF ASSETS	21,508	0	2,120	0	0
0000040 Contractual Expenditures Totals	2,903,651	3,227,329	1,569,119	3,063,944	3,063,944
0000041 Chargeback Expenses					
6004602 INSURANCE PREMIUM CHARGEBACK	155,179	137,751	68,876	219,443	219,443
6004604 DPW SECURITY CHARGEBACKS	146,321	244,326	110,672	232,160	232,160
6004614 OTHER CHARGEBACK EXPENSES	4,200	0	2,689	0	0

BROOME COUNTY GOVERNMENT
REVENUE AND APPROPRIATION SUMMARY BY DEPARTMENT

FUND: 2040 Transit Operating
DEPT: 31000000 Public Transportation

Account	2019 Actuals	2020 Budget	2020 YTD Actuals As of 08/29/20	2021 Budget Requested	2021 Budget Recommended
6004615 GASOLINE CHARGEBACK	425	0	0	0	0
6004619 BUILDING SERVICE CHARGEBACK	78,227	88,529	44,152	90,920	90,920
6004634 Indirect Costs - Excess of Bud	428,153	0	0	0	0
0000041 Chargeback Expenses Totals	812,505	470,606	226,389	542,523	542,523
0000042 Depreciation					
6004801 DEPRECIATION - BUILDINGS	579,044	0	0	0	0
6004803 DEPRECIATION - IMPROV O/T BLDG	51,975	0	0	0	0
6004804 DEPRECIATION - MOTOR VEHICLES	1,847,826	0	3,490	0	0
6004805 DEPRECIATION - MACHINERY & EQU	50,413	0	0	0	0
0000042 Depreciation Totals	2,529,258	0	3,490	0	0
0000060 Principal on Indebtedness					
6006000 PRINCIPAL ON SERIAL BONDS	0	208,516	0	213,665	213,665
6006001 PRINCIPAL ON BANS	0	161,838	0	126,287	126,287
0000060 Principal on Indebtedness Totals	0	370,354	0	339,952	339,952
0000070 Interest on Indebtedness					
6007000 INTEREST ON SERIAL BONDS	82,871	74,936	23,537	64,717	64,717
6007001 INTEREST ON BANS	27,121	31,977	10,437	22,224	22,224
6007005 INTEREST ON CAPITAL LEASE	318	0	0	0	0
0000070 Interest on Indebtedness Totals	110,310	106,913	33,974	86,941	86,941
0000080 Employee Benefits					
6008001 STATE RETIREMENT	-19,211	712,654	347,064	676,057	676,057
6008002 SOCIAL SECURITY	334,733	396,527	177,305	384,837	384,837
6008004 WORKERS COMPENSATION	616,254	599,601	299,801	586,546	586,546
6008005 WORKERS COMP LT LIABILITY	-366,257	0	0	0	0
6008006 LIFE INSURANCE	660	1,545	499	1,530	1,530
6008007 HEALTH INSURANCE	799,083	986,024	537,653	937,214	937,214
6008008 CHANGE IN OPEB LIABILITY	3,474,278	0	0	0	0
6008009 RETIREE HEALTH INSURANCE	901,037	956,993	654,108	1,043,045	1,043,045
6008010 DISABILITY INSURANCE	798	1,056	535	1,056	1,056
6008011 UNEMPLOYMENT INSURANCE	10,587	0	14,561	0	0
6008013 HEALTH INS - RETIRE INCENTIVE	-10,922	0	0	0	0

REPORT:BP032

BROOME COUNTY GOVERNMENT
REVENUE AND APPROPRIATION SUMMARY BY DEPARTMENT

FUND: 2040 Transit Operating
DEPT: 31000000 Public Transportation

Account	2019 Actuals	2020 Budget	2020 YTD Actuals As of 08/29/20	2021 Budget Requested	2021 Budget Recommended
6008015 PENSION EXPENSE	818,678	0	0	0	0
0000080 Employee Benefits Totals	6,559,718	3,654,400	2,031,526	3,630,285	3,630,285
Exp Totals for Dept: 31000000	17,582,171	13,035,667	6,362,583	12,682,359	12,682,359
Total for Dept: 31000000	8,380,991	0	1,127,040	0	0

Economic Assistance and Opportunity

<u>Department/Division</u>	<u>Page</u>
Office for Aging	312
Social Services	
Central Administration	318
Administrative Services	327
Support Services	331
Certification	337
Services	343
Social Service Programs	348
Veterans Services	354

Office for Aging



Office for Aging

Mission Statement

To improve and enrich the quality of life for all older persons residing in Broome County by promoting the dignity and independence of the older person and ensuring comprehensive and coordinated services are readily available while fostering public awareness of the value and contribution of older persons to the community.

Description

The Broome County Office for Aging is one of 59 area agencies on aging in New York State. The agency is dedicated to being a focal point for information, advocacy, and coordination of aging services. Services are provided directly by the agency and through contracts with 20 community organizations. Through several locations and programs, the Office for Aging annually provides services to 25% of the senior population of the County.

The Office for Aging services falls into four main categories.

- Access
Caregiver Counseling and Support, NY Connects, Information and Assistance, Intake, Elder Abuse Prevention and Outreach and *Senior News* monthly newsletter.
- In-home Services
Case Management, Expanded In-home Services for the Elderly, Home Delivered Meals and Shopper Program.
- Community Based Services
Health and Wellness Programs, Health Insurance Information, Counseling and Assistance Program, Legal Services, Senior Community Centers, Social Adult Day Care, Transportation and the Volunteer Program.
- Income Enhancement
Senior Helpers Program, Foster Grandparent Program, Medicaid and Food Stamp application assistance, Farmers

Market coupons, and Home Energy Assistance Program (HEAP).

2021 Objectives

- To move forward with a plan to develop a fee for services option for unmet needs.
- To adjust services based on available funding and service requests.
- To move forward in developing a business case to bring in additional revenue sources from Managed Medicare companies.
- To serve as a leader in coordinating community efforts to define and prioritize needs and plan services to meet those needs of the growing senior population in Broome County.
- To continue our outreach efforts to assure we are reaching those who are most in need of service, including those who are frail, low income, minority, isolated, and those who are caregivers of seniors within our community.

2021 Budget Highlights

- Over the past few years the Office for Aging has seen steady revenues in mortgage tax, which is the dedicated funding stream for the agency. We anticipate this trend to continue and have projected accordingly. The department is submitting a budget for 2021 that decreases the net county support slightly from 2020, while maintaining current service levels to the older adults of Broome County. This was achieved by scrutinizing each grant budget, along with utilizing some CARES ACT monies and increased Federal OAA carryover of funds from 2020.
- The submitted budget includes several decreases in expenditures and projected contribution and billed revenue decreases. We continue to look for ways that we can save additional dollars throughout all our programs while maintaining a constant service level.

Office for Aging 34010006

<u>Title of Position</u>	<u>Grade/Unit</u>	2019 <u>Actuals</u>	As of July 6,2020 <u>Current Authorized</u>	2021 <u>Requested</u>	2021 <u>Recommended</u>
<u>Full-Time Positions</u>					
Director of OFA	F Admin	1	1	1	1
Fiscal Services Administrator	24 Admin	1	1	1	1
Caseworker	16 CSEA	1	1	1	1
Secretary	13 CSEA	1	1	1	1
Account Clerk	7 CSEA	1	1	1	1
Total Full-Time Positions		5	5	5	5
<u>Part-Time Positions</u>					
Senior Account Clerk	9 CSEA	1	1	1	1
Leisure Time Activities Leader	7 CSEA	1	1	1	1
Total Part-Time Positions		2	2	2	2
Total Positions		7	7	7	7

BROOME COUNTY GOVERNMENT
REVENUE AND APPROPRIATION SUMMARY BY DEPARTMENT

FUND: 1010 General Operating
DEPT: 34000000 Office for Aging

Account	2019 Actuals	2020 Budget	2020 YTD Actuals As of 08/29/20	2021 Budget Requested	2021 Budget Recommended
0000002 Departmental Income					
5000106 MORTGAGE TAX	1,261,692	1,050,000	542,405	1,050,000	1,050,000
5000215 MLTC FEES	-37	0	0	0	0
5000324 OFA CHARGEBACKS 1-3	194,017	205,362	132,689	198,789	198,789
0000002 Departmental Income Total	1,455,672	1,255,362	675,094	1,248,789	1,248,789
0000007 Misc Interfund Revenues					
5000545 CREDIT CARD REBATES	562	0	261	0	0
5000546 Trust Account Inflows	37,325	0	0	0	0
0000007 Misc Interfund Revenues Total	37,887	0	261	0	0
Rev Totals for Dept: 34000000	1,493,559	1,255,362	675,355	1,248,789	1,248,789
0000010 Personnel Service					
6001000 SALARIES FULL-TIME	268,632	276,580	172,887	280,697	280,697
6001001 SALARIES PART-TIME	41,753	44,544	26,226	45,884	45,884
0000010 Personnel Service Totals	310,385	321,124	199,113	326,581	326,581
0000040 Contractual Expenditures					
6004010 BOOKS AND SUBSCRIPTIONS	236	250	0	250	250
6004012 OFFICE SUPPLIES	1,868	2,749	1,056	2,747	2,747
6004021 BLDG MAINTENANCE SUPPLIES	442	600	0	500	500
6004022 FUEL AND HEATING SUPPLIES	12,424	13,050	8,129	12,850	12,850
6004023 BLDG AND GROUNDS SUPPLIES	552	750	9	650	650
6004031 KITCHEN AND DINING ROOM SUPPLI	0	0	250	0	0
6004048 MISC OPERATIONAL SUPPLIES	821	608	454	833	833
6004100 POSTAGE AND FREIGHT	30	0	0	0	0
6004101 TELEPHONE	4,258	4,240	2,842	4,255	4,255
6004105 DUES AND MEMBERSHIPS	698	675	675	675	675
6004106 GENERAL OFFICE EXPENSES	699	778	0	785	785
6004113 WATER AND SEWAGE CHARGES	1,444	1,600	679	1,550	1,550
6004115 ELECTRIC CURRENT	21,498	22,587	13,035	21,937	21,937
6004117 BUILDING AND GROUNDS EXPENSES	21,795	28,178	9,807	29,253	29,253

REPORT:BF032

BROOME COUNTY GOVERNMENT
REVENUE AND APPROPRIATION SUMMARY BY DEPARTMENT

FUND: 1010 General Operating
DEPT: 34000000 Office for Aging

Account	2019 Actuals	2020 Budget	2020 YTD Actuals As of 08/29/20	2021 Budget Requested	2021 Budget Recommended
6004120 KITCHEN & DINING ROOM EXPENSES	0	0	415	0	0
6004137 ADVERTISING AND PROMOTION EXPE	0	50	0	50	50
6004138 OTHER OPERATIONAL EXPENSES	1,860	1,810	2,102	1,871	1,871
6004139 Trust Account Outflows	16,797	0	0	0	0
6004160 MILEAGE AND PARKING-LOCAL	-102	0	0	0	0
6004165 ADVISORY BD/TRUSTEES EXPENSES	106	125	36	125	125
6004196 COPYING MACHINE RENTALS	780	2,520	1,374	3,924	3,924
6004504 OTHER FINANCIAL SERVICES	251	0	0	0	0
0000040 Contractual Expenditures Totals	86,457	80,570	40,863	82,255	82,255
0000041 Chargeback Expenses					
6004602 INSURANCE PREMIUM CHARGEBACK	3,807	3,455	1,727	4,684	4,684
0000041 Chargeback Expenses Totals	3,807	3,455	1,727	4,684	4,684
0000060 Principal on Indebtedness					
6006008 PRINCIPAL ON CAPITAL LEASE	1,372	0	0	0	0
0000060 Principal on Indebtedness Totals	1,372	0	0	0	0
0000070 Interest on Indebtedness					
6007005 INTEREST ON CAPITAL LEASE	188	0	0	0	0
0000070 Interest on Indebtedness Totals	188	0	0	0	0
0000080 Employee Benefits					
6008001 STATE RETIREMENT	52,520	52,501	27,479	54,171	54,171
6008002 SOCIAL SECURITY	20,939	24,567	13,627	24,984	24,984
6008004 WORKERS COMPENSATION	12,258	8,802	4,785	4,915	4,915
6008006 LIFE INSURANCE	57	105	37	105	105
6008007 HEALTH INSURANCE	86,730	90,464	50,134	83,117	83,117
6008009 RETIREE HEALTH INSURANCE	380,617	435,796	254,546	425,660	425,660
6008010 DISABILITY INSURANCE	397	440	278	440	440
6008013 HEALTH INS - RETIRE INCENTIVE	8,202	0	0	0	0
0000080 Employee Benefits Totals	561,720	612,675	350,886	593,392	593,392

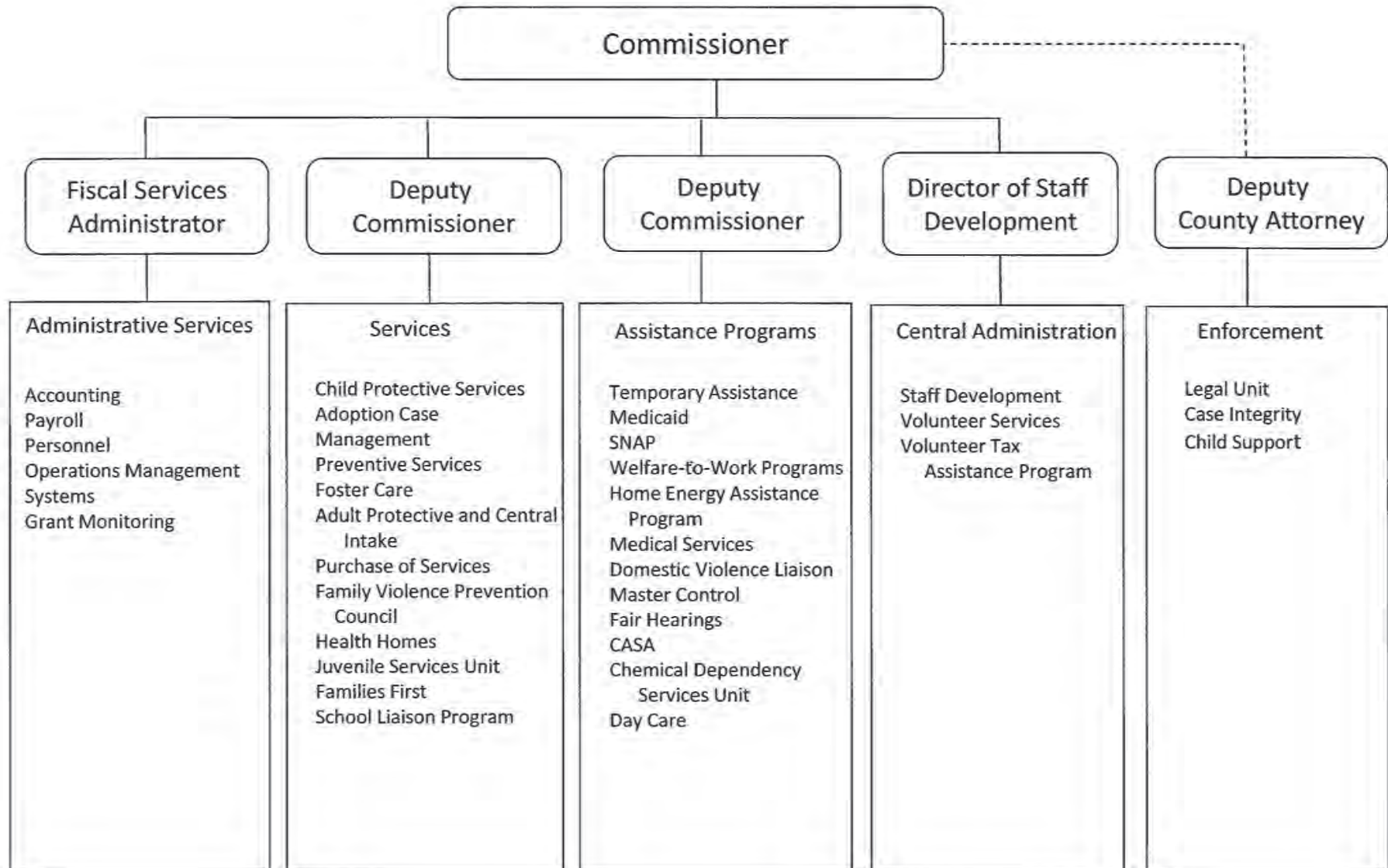
REPORT:BP032

BROOME COUNTY GOVERNMENT
REVENUE AND APPROPRIATION SUMMARY BY DEPARTMENT

FUND: 1010 General Operating
DEPT: 34000000 Office for Aging

Account	2019 Actuals	2020 Budget	2020 YTD Actuals As of 08/29/20	2021 Budget Requested	2021 Budget Recommended
0000090 Transfers					
6009002 TRANSFER TO GRANT FUND	781,635	877,940	877,940	872,273	872,273
0000090 Transfers Totals	781,635	877,940	877,940	872,273	872,273
Exp Totals for Dept: 34000000	1,745,564	1,895,764	1,470,529	1,879,185	1,879,185
Total for Dept: 34000000	-252,005	-640,402	-795,174	-630,396	-630,396

Social Services



Social Services

Central Administration – 35020006

Mission Statement

Staff Development

The Staff Development, Planning, and Volunteer Services Unit are committed to improving the organization through its employees and to provide services and resources that enable the organization to realize its goals. This division is results-oriented and focuses on continuous improvement in training, planning, and volunteer services.

Family Violence Prevention Council

The mission of the Family Violence Prevention Council is to reduce the incidence and severity of family violence in Broome County including child abuse and neglect, domestic violence, and elder abuse by developing and implementing a comprehensive, coordinated community program for preventing, as well as identifying, assessing, and treating all forms of family violence.

Operations

The Operations Unit is committed to providing quality service and support to the staff and customers of the organization. This unit focuses on continuous improvement in safety and environmental concerns for the organization.

Description

Staff Development

The Staff Development and Planning Unit are in Suite 203 on the second floor of the Main Street office and serve all employees of the

department. The development and maintenance of the department's educational program is a major function of the unit. In addition to the specific duties performed by the unit related to training, planning, and volunteer services, the unit is considered the lead office for major initiatives such as process re-engineering, grant writing, organizational communication, and team facilitation.

Family Violence Prevention Council

The Family Violence Prevention Council office and staff are located on the first floor of the Thomas P. Hoke Human Services Building. There are approximately forty members of the Council and an additional group of volunteers that are members to the ten standing committees of the Council. Members of the Council serve a three-year term and the council meets at least six times per year. The function of the Council is to provide; interagency collaboration, community and professional education, program development, and advocacy.

Operations

The Operations Office is located on the second floor of the Main Street office and serves all employees of the department. Operations include janitorial, maintenance, and courier and mail service, as well as scheduling and maintenance of the agency fleet for staff use in local and out of County travel. Operations tracks and maximizes fleet operations and monitors conditions for safety, security, and cleanliness. In addition, facility projects are coordinated with the landlord, the Department of Public Works, and vendors.

2021 Objectives

Staff Development

Training

- Provide mandatory training programs to all new employees.
- Maintain educational opportunities for employees through SUNY Broome and Binghamton University.
- Provide optimum uses of electronic communication options throughout the training curriculum.

Volunteer Services

- Maintain and/or increase the current level of volunteer service to the department.

Family Violence Prevention Council

The Council has five functions.

Interagency Coordination and Management of Cases

Provide interagency coordination to maximize institutional responses to family violence by encouraging and/or developing mechanisms to facilitate sharing of information among agencies and coordinating the management of cases.

Program Development

Encourage and support the coordinated development of programs and services to provide prompt professional crisis intervention, treatment and prevention services for family violence. The council will review and assess community needs and develop and implement a plan to address those needs.

Training of Professionals

Facilitate early intervention in instances of suspected family violence by supporting and/or providing training for all professionals to increase their skills in identification/assessment, reporting/referral procedures, and appropriate responses.

Community Education

To facilitate the expansion, development, and implementation of education and public information programs designed to inform the community of critical family violence issues, heighten community awareness of resources available to prevent and treat family violence, promote community support for actions directed toward preventing, and responding to family violence.

Advocacy

To affect the formulation of local, state, and federal policy and legislation relating to all aspects of family violence including funding for programs.

The work of the ten committees focuses on these functions.

Operations

- Maximize the high level of fleet usage.
- Purge and destroy old documents and provide for high-density filing systems.

2021 Budget Highlights

Staff Development

- None.

Family Violence Prevention Council

- Projects of the Family Violence Prevention Council are funded by donations from the community.

Operations

- None.

Social Services/Central Administration 35020006

<u>Title of Position</u>	<u>Grade/Unit</u>	2019 <u>Actuals</u>	As of July 6, 2020 Current <u>Authorized</u>	2021 <u>Requested</u>	2021 <u>Recommended</u>
<u>Full-Time Positions</u>					
Commissioner of Social Services*	J Admin	1	1	1	1
Staff Development Director	21 BAPA	1	1	1	1
Family Violence Prevention Coordinator	22 CSEA	0	1	1	1
Family Violence Prevention Coordinator	20 CSEA	1	0	0	0
Staff Development Specialist	17 CSEA	1	1	1	1
Secretary	13 CSEA	1	1	1	1
Social Services Operations Coordinator	13 CSEA	1	1	1	1
Senior Social Services Examiner	13 CSEA	1	1	1	1
Courier	9 CSEA	1	1	1	1
Keyboard Specialist	8 CSEA	1	1	1	1
Custodial Worker	AFSCME	2	2	2	2
Total Full-Time Positions		11	11	11	11
<u>Part-Time Positions</u>					
Keyboard Specialist	8 CSEA	1	1	1	1
Total Part-Time Positions		1	1	1	1
Total Positions		12	12	12	12

* One position shared with and partially funded by the Mental Health Department

BROOME COUNTY GOVERNMENT
 REVENUE AND APPROPRIATION SUMMARY
 BY DEPARTMENT AND DIVISION

FUND: 1010 General Operating
 DEPT: 35000000 Social Services
 DIV: 02 Soc Svcs-Central Admin

Account	2019 Actuals	2020 Budget	2020 YTD Actuals As of 08/29/20	2021 Budget Requested	2021 Budget Recommended
0000002 Departmental Income					
5000152 REPAYMENTS OF TANF	957,805	1,083,045	1,444,450	1,073,503	1,073,503
5000156 REPAYMENTS OF SAFETY NET	408,848	424,487	352,532	442,979	442,979
5000183 MISCELLANEOUS CONTRIBUTIONS	32,706	0	12,123	0	0
5000239 CSE PLACEMENTS	307,570	350,208	0	0	0
5000312 RENTAL CHARGEBACKS	53,903	0	0	0	0
5000331 CHARGEBACK TO GRANTS	358,573	429,829	164,742	368,420	368,420
5000333 OTHER DEPARTMENTAL CHARGEBACK	35,000	35,000	1,055	60,138	60,138
5000426 MISCELLANEOUS	3,071	2,411	2,049	3,638	3,638
0000002 Departmental Income Totals	2,157,476	2,324,980	1,976,951	1,948,678	1,948,678
0000003 Use of Money					
5000451 INTEREST AND EARNINGS	40,869	33,138	18,259	35,485	35,485
5000470 VENDING MACHINE	3,635	2,676	2,567	2,732	2,732
0000003 Use of Money Totals	44,504	35,814	20,826	38,217	38,217
0000006 Sale of Prop and Comp for Loss					
5000518 SALE OF EQUIPMENT	1,043	0	0	0	0
0000006 Sale of Prop and Comp for Loss Totals	1,043	0	0	0	0
0000007 Misc Interfund Revenues					
5000533 UNCLASSIFIED REVENUES	25,779	33,266	6,641	28,971	28,971
5000534 TRANSFER FROM INSURANCE RESERV	14,297	6,229	6,379	0	0
5000545 CREDIT CARD REBATES	282	0	285	0	0
5000546 Trust Account Inflows	4,957	0	0	0	0
0000007 Misc Interfund Revenues Totals	45,315	39,495	13,305	28,971	28,971
0000008 State Aid					
5000855 SOCIAL SERVICES ADMINISTRATION	5,226,734	6,886,296	2,634,055	6,327,399	6,327,399
5000885 VA BURIALS	-13	0	0	0	0
0000008 State Aid Totals	5,226,721	6,886,296	2,634,055	6,327,399	6,327,399
0000009 Federal Aid					

REPORT:BP033

BROOME COUNTY GOVERNMENT
REVENUE AND APPROPRIATION SUMMARY
BY DEPARTMENT AND DIVISION

FUND: 1010 General Operating
DEPT: 35000000 Social Services
DIV: 02 Soc Svcs-Central Admin

Account	2019 Actuals	2020 Budget	2020 YTD Actuals As of 08/29/20	2021 Budget Requested	2021 Budget Recommended
5000925 SOCIAL SERVICES ADMINISTRATION	9,224,571	10,065,806	7,050,068	10,388,879	10,388,879
5000926 A 87 FEDERAL REVENUE	679,721	571,608	325,875	579,031	579,031
0000009 Federal Aid Totals	9,904,292	10,637,414	7,375,943	10,967,910	10,967,910
Rev Total for Div: 3502	17,379,351	19,923,999	12,021,080	19,311,175	19,311,175
0000010 Personnel Service					
6001000 SALARIES FULL-TIME	542,328	564,478	344,433	566,496	566,496
6001001 SALARIES PART-TIME	6,078	13,265	3,434	13,124	13,124
6001009 OTHER PERSONNEL SERVICES	550	550	900	600	600
0000010 Personnel Service Totals	548,956	578,293	348,767	580,220	580,220
0000040 Contractual Expenditures					
6004010 BOOKS AND SUBSCRIPTIONS	1,330	1,500	146	1,500	1,500
6004012 OFFICE SUPPLIES	5,754	10,000	3,606	10,000	10,000
6004022 FUEL AND HEATING SUPPLIES	15,145	16,585	9,055	15,970	15,970
6004023 BLDG AND GROUNDS SUPPLIES	11,608	17,000	17,134	17,000	17,000
6004045 TRAINING AND EDUCATIONAL SUPPL	3,032	3,700	2,292	3,500	3,500
6004046 GAS OIL GREASE AND DIESEL FUEL	3,425	3,000	604	3,000	3,000
6004048 MISC OPERATIONAL SUPPLIES	36	0	0	0	0
6004054 SAFETY SUPPLIES	320	720	500	400	400
6004056 COMPUTER EQUIPMENT(NON CAPITAL	0	36,000	18,589	0	0
6004100 POSTAGE AND FREIGHT	30	500	0	250	250
6004101 TELEPHONE	5,546	5,000	2,149	5,000	5,000
6004102 TELEPHONE EQUIPMENT	0	0	1,719	0	0
6004105 DUES AND MEMBERSHIPS	5,655	5,656	330	5,799	5,799
6004106 GENERAL OFFICE EXPENSES	2,656	2,500	1,428	3,000	3,000
6004111 BUILDING AND LAND RENTAL	854,995	872,095	654,071	889,537	889,537
6004115 ELECTRIC CURRENT	90,660	94,228	54,283	92,097	92,097
6004117 BUILDING AND GROUNDS EXPENSES	43,032	23,622	10,074	24,366	24,366
6004137 ADVERTISING AND PROMOTION EXPE	212	1,000	0	500	500
6004138 OTHER OPERATIONAL EXPENSES	457	1,000	296	1,000	1,000
6004139 Trust Account Outflows	5,775	0	0	0	0
6004160 MILEAGE AND PARKING-LOCAL	450	210	0	210	210
6004161 TRAVEL HOTEL AND MEALS	2,211	1,500	996	2,000	2,000

BROOME COUNTY GOVERNMENT
 REVENUE AND APPROPRIATION SUMMARY
 BY DEPARTMENT AND DIVISION

FUND: 1010 General Operating
 DEPT: 35000000 Social Services
 DIV: 02 Soc Svcs-Central Admin

Account	2019 Actuals	2020 Budget	2020 YTD Actuals As of 08/29/20	2021 Budget Requested	2021 Budget Recommended
6004162 EDUCATION AND TRAINING	2,055	1,000	189	1,000	1,000
6004164 NON-EMPLOYEE TRAVEL HOTEL & ME	5,921	5,418	2,962	5,580	5,580
6004168 OTHER PERSONNEL EXPENSES	0	120	60	120	120
6004169 DAY TRIP MEAL REIMBURSEMENT	30	100	0	100	100
6004196 COPYING MACHINE RENTALS	20,305	28,880	17,888	26,042	26,042
6004200 PROPERTY LOSS	6,048	2,047	2,047	0	0
6004203 INSURANCE CLAIMS	8,249	4,333	4,333	0	0
6004500 ACCTG AND COST ALLOCATION SERV	7,000	7,000	7,000	8,000	8,000
6004573 OTHER FEES FOR SERVICES	40,000	50,000	25,000	40,000	40,000
6005003 DISCOVERY CENTER	5,000	5,000	0	5,000	5,000
6005016 BROOME CO COOP EXT ASSN	442,592	442,592	334,291	444,940	444,940
0000040 Contractual Expenditures Totals	1,589,529	1,642,306	1,171,042	1,605,911	1,605,911
0000041 Chargeback Expenses					
6004602 INSURANCE PREMIUM CHARGEBACK	38,832	24,799	12,400	20,392	20,392
6004604 DPW SECURITY CHARGEBACKS	1,285,589	1,456,414	620,205	1,430,092	1,430,092
6004605 COUNTY ATTORNEY CHARGEBACKS	1,153,772	1,366,468	546,283	1,327,588	1,327,588
6004606 TELEPHONE BILLING ACCOUNT	12,222	13,876	6,652	14,192	14,192
6004609 DATA PROCESSING CHARGEBACKS	587,723	564,895	291,534	615,101	615,101
6004614 OTHER CHARGEBACK EXPENSES	316,411	383,200	171,264	382,976	382,976
6004615 GASOLINE CHARGEBACK	25,948	42,000	7,373	35,000	35,000
6004616 FLEET SERVICE CHARGEBACK	63,168	66,304	0	68,320	68,320
6004617 DUPLICATING/PRINTING CHARGEBA	37,571	40,519	22,998	41,024	41,024
6004618 OFFICE SUPPLIES CHARGEBACK	87,158	100,837	60,714	95,714	95,714
6004619 BUILDING SERVICE CHARGEBACK	94,256	114,846	53,638	100,164	100,164
6004626 TRANSPORTATION SERVICES CHARGE	63,707	73,825	0	64,093	64,093
0000041 Chargeback Expenses Totals	3,766,357	4,247,983	1,793,061	4,194,656	4,194,656
0000060 Principal on Indebtedness					
6006008 PRINCIPAL ON CAPITAL LEASE	6,851	0	0	0	0
0000060 Principal on Indebtedness Totals	6,851	0	0	0	0
0000070 Interest on Indebtedness					
6007005 INTEREST ON CAPITAL LEASE	2,048	0	0	0	0
0000070 Interest on Indebtedness Totals	2,048	0	0	0	0

REPORT:BP033

BROOME COUNTY GOVERNMENT
REVENUE AND APPROPRIATION SUMMARY
BY DEPARTMENT AND DIVISION

FUND: 1010 General Operating
DEPT: 35000000 Social Services
DIV: 02 Soc Svcs-Central Admin

Account	2019 Actuals	2020 Budget	2020 YTD Actuals As of 08/29/20	2021 Budget Requested	2021 Budget Recommended
0000080 Employee Benefits					
6008001 STATE RETIREMENT	85,635	88,025	42,562	87,231	87,231
6008002 SOCIAL SECURITY	39,715	44,199	25,264	44,340	44,340
6008004 WORKERS COMPENSATION	6,768	9,613	3,444	7,370	7,370
6008006 LIFE INSURANCE	89	180	56	180	180
6008007 HEALTH INSURANCE	98,989	114,284	61,362	106,249	106,249
6008009 RETIREE HEALTH INSURANCE	105,645	110,893	77,290	123,462	123,462
6008010 DISABILITY INSURANCE	583	704	408	704	704
0000080 Employee Benefits Totals	<u>337,424</u>	<u>367,898</u>	<u>210,386</u>	<u>369,536</u>	<u>369,536</u>
Exp Total for Div: 3502	<u>6,251,165</u>	<u>6,836,480</u>	<u>3,523,256</u>	<u>6,750,323</u>	<u>6,750,323</u>
Total for Div: 35000000	<u>11,128,186</u>	<u>13,087,519</u>	<u>8,497,824</u>	<u>12,560,852</u>	<u>12,560,852</u>

Social Services

Administrative Services - 35010006

Mission Statement

The Administrative Services Unit of the Department of Social Services ensures the department's compliance with fiscal and operation policies dictated by the federal and state governments regarding claims and revenue. It is this department's goal to assist county government in understanding and pursuing the most advantageous use of our welfare funding.

Description

Administrative Services is responsible for a variety of functions. Including budget preparation, fiscal planning, accounting, security, operations management, resources, third party health insurance, and personnel as provided for in Article XVII (1) (a) of the New York State Constitution, and various sections, Title 18 of the New York State Code Rules and Regulations.

2021 Objectives

- Prepare a budget that will meet the needs of our clients and be financially sound.
- Provide timely and accurate payments to clients and to providers on behalf of our clients in all program areas.
- Prepare monthly claims for state and federal reimbursement of program and administrative expenditures.
- Assist external auditors in their audit of department records.
- Maintain individual personnel files for all employees which includes: personnel data records (PDRs), leave of absences and disability forms, bi-weekly payroll, and computerized sick and vacation records for more accurate and efficient record keeping.

2021 Budget Highlights

- Ongoing re-engineering effort to focus on efficiencies and cost reductions.
- Conduct a department wide imaging program to increase efficiencies and reduce dependence on paper files.
- Fiscal measurement reporting has been rolled out and will continue to be reviewed monthly.
- Document, update and flow chart all financial processes to enhance departmental controls and optimize process efficiencies.

Social Services/Administrative Services 35010006

<u>Title of Position</u>	<u>Grade/Unit</u>	<u>2019 Actuals</u>	<u>As of July 6, 2020 Current Authorized</u>	<u>2021 Requested</u>	<u>2021 Recommended</u>
<u>Full-Time Positions</u>					
Fiscal Services Administrator	24 Admin	1	1	1	1
Accounting Supervisor Grade A	21 BAPA	1	1	1	1
Accountant (County)	16 CSEA	1	1	1	1
Resource Consultant	14 CSEA	1	1	1	1
Welfare Management Systems Assistant	13 CSEA	1	1	1	1
Principal Account Clerk	13 CSEA	4	4	4	4
Secretary	13 CSEA	1	1	1	1
Senior Account Clerk	9 CSEA	5	5	5	5
Keyboard Specialist	8 CSEA	2	2	2	2
Senior Clerk	8 CSEA	3	3	3	3
Account Clerk	7 CSEA	1	1	1	1
Clerk	7 CSEA	0	0	1	1
Clerk	6 CSEA	1	1	0	0
Total Full-Time Positions		22	22	22	22
<u>Part-Time Positions</u>					
None					
Total Part-Time Positions		0	0	0	0
Total Positions		22	22	22	22

BROOME COUNTY GOVERNMENT
 REVENUE AND APPROPRIATION SUMMARY
 BY DEPARTMENT AND DIVISION

FUND: 1010 General Operating
 DEPT: 35000000 Social Services
 DIV: 01 Soc Svcs-Admin Svcs

Account	2019 Actuals	2020 Budget	2020 YTD Actuals As of 08/29/20	2021 Budget Requested	2021 Budget Recommended
5000000 Social Services					
0000007 Misc Interfund Revenues					
5000546 Trust Account Inflows	8,061	0	0	0	0
0000007 Misc Interfund Revenues Totals	8,061	0	0	0	0
Rev Total for Div: 3501	8,061	0	0	0	0
0000010 Personnel Service					
6001000 SALARIES FULL-TIME	718,403	834,197	475,711	859,289	859,289
6001003 SALARIES OVERTIME	1,307	3,090	1,644	3,090	3,090
0000010 Personnel Service Totals	719,710	837,287	477,355	862,379	862,379
0000040 Contractual Expenditures					
6004012 OFFICE SUPPLIES	2,747	5,000	1,090	3,000	3,000
6004139 Trust Account Outflows	7,785	0	0	0	0
6004161 TRAVEL HOTEL AND MEALS	1,524	3,000	713	2,000	2,000
6004162 EDUCATION AND TRAINING	227	725	189	500	500
6004169 DAY TRIP MEAL REIMBURSEMENT	10	250	0	100	100
0000040 Contractual Expenditures Totals	12,293	8,975	1,992	5,600	5,600
0000041 Chargeback Expenses					
6004606 TELEPHONE BILLING ACCOUNT	5,351	8,963	3,000	10,046	10,046
0000041 Chargeback Expenses Totals	5,351	8,963	3,000	10,046	10,046
0000080 Employee Benefits					
6008001 STATE RETIREMENT	122,924	129,028	62,507	135,988	135,988
6008002 SOCIAL SECURITY	51,393	64,053	33,570	65,972	65,972
6008004 WORKERS COMPENSATION	10,579	15,025	4,987	11,179	11,179
6008006 LIFE INSURANCE	156	330	101	330	330
6008007 HEALTH INSURANCE	180,046	211,037	113,879	224,228	224,228
6008009 RETIREE HEALTH INSURANCE	131,762	136,300	87,967	141,337	141,337
6008010 DISABILITY INSURANCE	1,194	1,760	908	1,760	1,760

REPORT:BP033

BROOME COUNTY GOVERNMENT
REVENUE AND APPROPRIATION SUMMARY
BY DEPARTMENT AND DIVISION

FUND: 1010 General Operating
DEPT: 35000000 Social Services
DIV: 01 Soc Svcs-Admin Svcs

Account	2019 Actuals	2020 Budget	2020 YTD Actuals As of 08/29/20	2021 Budget Requested	2021 Budget Recommended
6008011 UNEMPLOYMENT INSURANCE	6,486	0	2,077	0	0
6008013 HEALTH INS - RETIRE INCENTIVE	1,280	0	0	0	0
0000080 Employee Benefits Totals	505,820	557,533	305,996	580,794	580,794
Exp Total for Div: 3501	1,243,174	1,412,758	788,343	1,458,819	1,458,819
Total for Div: 35000000	-1,235,113	-1,412,758	-788,343	-1,458,819	-1,458,819

Social Services

Support Services - 35060006

Mission Statement

Master Control

Provide vital and diversified service to all divisions in the department.

Child Support Enforcement Unit (CSEU)/Support Collection Unit (SCU)

The Child Support Enforcement Unit (CSEU) and the Support Collection Unit (SCU) are responsible for establishing and enforcing support orders against legally responsible relatives, and on behalf of Temporary Assistance applicants/recipients, as well as for non-applicant/recipient individuals who make application for child support services. These units are also responsible for establishment of paternity for all children born out of wedlock for these applicants as well, as necessary. The CSEU also has a responsibility to secure a court order for third party health insurance on behalf of all children in receipt of Temporary Assistance and Medicaid only benefits. Additionally, the SCU has primary responsibility to collect, monitor, and enforce all support as ordered made payable through it by any court of competent jurisdiction.

CASA

Within the scope of the Medicaid program, CASA has the responsibility for initial and ongoing assessment of health needs and developing a plan of care for individuals and families, including monitoring levels of care, in Personal Care Services and other long-term care programs.

Medical Services

Medical Services assists applicants with benefits through the Social Security Administration.

Welfare Management System (WMS)

The Welfare Management System (WMS) Division administers local Department of Social Services electronic data processing and Administrative systems. This division also coordinates the interface between the WMS, the Medicaid Management Information System (MMIS), the Electronic Medicaid Eligibility Verification System (EMEVS), the Electronic Benefit Issuance Control Subsystem (EBICS), the Client Notice System (CNS), and in the mechanism for issuance of the Common Benefit Identification Card (CBIC).

Additionally, the division maintains the overall responsibility for all Electronic Data Processing (EDP) procedures that affect the department, including maximizing the efficiency of the department by designing and implementing personal computer applications. Electronic Benefit Transfer (EBT) Electronic procedure that allows recipients the ability to redeem benefits directly from authorized vendors and ATM machines. The Welfare Management System is authorized under Title 18, Part 655.1, Chapter 2 subchapter g, of the New York State Social Services Law.

Description

Master Control

This unit prepares Temporary Assistance, non-Temporary Assistance SNAP, and Medicaid applications assigning case numbers, and entering each one into the Master Control database. Master Control prepares statistical reports, orders and distributes state and local forms. Master Control is the records custodian for all active,

ancillary, and closed Temporary Assistance, SNAP, and Medicaid cases. The unit also houses three scanning stations and is responsible to oversee scanning all temporary assistance openings and denials; Temporary Assistance Recertification and miscellaneous paperwork from TA Undercare and SNAP. The Master Control staff is also responsible for the finger imaging of all applicants for the Temporary Assistance, and the issuing of benefit cards for Expedited SNAP and Temporary Assistance applicants and recipients. Staff are also responsible for greeting and directing visitors to our Main Street Waiting Room, including assisting with the use of our Kiosks. They are also responsible for the loading and entering of appointments into our electronic scheduling database.

Child Support Enforcement Unit (CSEU) and Support Collection Unit (SCU)

CSEU: location of non-custodial parents (NCP), financial investigation of NCP, health insurance investigation, non-support and/or paternity petition preparation and filing, arrange (County provided) legal representation as necessary and appropriate, assistance with identifying and obtaining any and all supportive information or documentation, preparation of any and all other documentation as necessary, monitor and maintain case, update and re-investigate as needed.

SCU: Receive order of support from various courts, create and maintain support account, collect and disburse support payments, prepare and file non-payment violation petitions. Submits accounts for eligible enforcement processes, including but not limited to income execution for immediate wage withholding, federal and New York State Tax Intercept, property execution, and revocation of driving privileges.

2021 Objectives

Master Control

- Provide ongoing records management for Social Services case documents.
- Provide support services for Temporary Assistance, Medical Assistance, and Non-Public Assistance SNAP case preparation and department-wide telephone support.
- Enter case numbers and corresponding information into the Master Control database.
- Scan Temporary Assistance and SNAP cases as they close, or are denied, to aid in our space problem.
- Finger image applicants according to the AFIS plan of operation.
- Provide excellent customer service at the reception area of the Main Street waiting room as well as internal customers.

Child Support Enforcement Unit (CSEU) and Support Collection Unit (SCU)

- Increase total child support collections for 2021.
- Filling of existing staff vacancy's in both the SCU and the CSEU.
- Meet or exceed federal and New York State mandated performances measures through intensive review of cases identified by NYS's Department of Child Support Enforcement. Review of over 2,200 cases will result in additional petition filings for paternity and support, in addition to securing court orders for third party health insurance. Approval of overtime funding will assist in case review. Securing orders for child support and third-party health insurance are potential cost avoidance for Broome County.

CASA

- Monitor service provision in Personal Care Services and other long-term care programs. Services for personal care patients include monitoring levels of care, informing patients of their rights, and insuring appropriateness of care requested.

Medical Services

- Continue to assist applicants with benefits through the Social Security Administration.
- Implement New York State Medicaid Redesign Team Projects aimed at reforming the system and reducing costs, including Managed Care Benefit Expansion and the transition of Administration of the Medicaid program to New York State.

Welfare Management System (WMS)

- Implement various applications including Connections and voice recognition software.
- Develop applications for the Viking.
- Implement records imaging solution for the department.
- Develop Human Services Enterprise Network (HSEN) to fully integrate the state and local systems.
- Develop reports using the Sidney on SQL Server and COGNOS Impromptu.
- Process all applications and authorizations in data entry within a 24 to 36-hour timeframe.

2021 Budget Highlights

Master Control

- Provide case file management support for 12,500 Assistance Program applicants.

- Scan, index, commit, and quality control assurance for 350,000 documents annually.
- Greet and direct over 150,000 consumers annually to our Main Street Waiting Room.

Child Support Enforcement Unit (CSEU) and Support Collection Unit (SCU)

- Through full staffing, meet or exceed number of child support petitions filed in 2020, which will lead to increase in child support collected.
- To increase the unit's Paternity Establishment Percentage (PEP) from 95.22% as of January 31, 2020 to 95.80% by December 31, 2021. The minimum federal performance standard for this category is 90.00%.
- Increase the unit's Support Enforcement Performance (SEP) to meet or exceed the minimum federal performance standard of 80%. Broome is currently at 92.14% as of January 31, 2020.

CASA

- Authorize 129,423 hours of personal care services to allow individuals to remain in their homes rather than a higher level of care.

Medical Services

- Assist 248 applicants for Social Security benefits saving \$979,131 of local share dollars.

Welfare Management System (WMS)

- Provide 13,771 authorizations per month.
- Perform 275,420 transactions per month.

Social Services/Support Services 35060006

<u>Title of Position</u>	<u>Grade/Unit</u>	<u>2019 Actuals</u>	<u>As of July 6, 2020</u>		<u>2021 Requested</u>	<u>2021 Recommended</u>
			<u>Current Authorized</u>			
<u>Full-Time Positions</u>						
Systems Analyst	24 BAPA	1	1	1	1	1
Welfare Management Systems Coordinator	20 BAPA	1	1	1	1	1
Coordinator of Child Support Enforcement	20 BAPA	1	1	1	1	1
Supervising Support Investigator	17 BAPA	1	1	1	1	1
Support Collection Supervisor	17 BAPA	1	1	1	1	1
Coordinator of Volunteer Services	16 BAPA	1	1	1	1	1
Senior Support Investigator	16 CSEA	1	1	1	1	1
Assistant Support Collection Supervisor	13 CSEA	1	1	1	1	1
Family Court Liaison	12 CSEA	2	2	2	2	2
Social Services Examiner	11 CSEA	1	1	1	1	1
Support Investigator	11 CSEA	10	10	10	10	10
Child Support Specialist	9 CSEA	5	5	5	5	5
Senior Account Clerk	9 CSEA	2	2	2	2	2
Data Entry Machine Operator	8 CSEA	5	5	5	5	5
Keyboard Specialist	8 CSEA	3	3	3	3	3
Senior Clerk	8 CSEA	1	1	1	1	1
Account Clerk	7 CSEA	3	3	3	3	3
Clerk	7 CSEA	0	0	3	3	3
Clerk	6 CSEA	2	3	0	0	0
Total Full-Time Positions		42	43	43	43	43
<u>Part-Time Positions</u>						
None						
Total Part-Time Positions		0	0	0	0	0
Total Positions		42	43	43	43	43

BROOME COUNTY GOVERNMENT
 REVENUE AND APPROPRIATION SUMMARY
 BY DEPARTMENT AND DIVISION

FUND: 1010 General Operating
 DEPT: 35000000 Social Services
 DIV: 06 Soc Svcs-Support Svcs

Account	2019 Actuals	2020 Budget	2020 YTD Actuals As of 08/29/20	2021 Budget Requested	2021 Budget Recommended
0000010 Personnel Service					
6001000 SALARIES FULL-TIME	1,364,086	1,601,412	893,679	1,627,554	1,627,554
6001003 SALARIES OVERTIME	16,679	11,310	2,969	11,310	11,310
0000010 Personnel Service Totals	1,380,765	1,612,722	896,648	1,638,864	1,638,864
0000040 Contractual Expenditures					
6004012 OFFICE SUPPLIES	41,063	51,000	16,078	40,000	40,000
6004100 POSTAGE AND FREIGHT	1,350	1,349	1,310	1,349	1,349
6004106 GENERAL OFFICE EXPENSES	2,386	2,360	1,085	2,360	2,360
6004160 MILEAGE AND PARKING-LOCAL	23	0	0	0	0
6004161 TRAVEL HOTEL AND MEALS	1,719	1,500	741	1,750	1,750
6004162 EDUCATION AND TRAINING	10	500	189	200	200
6004168 OTHER PERSONNEL EXPENSES	1,230	2,556	652	2,598	2,598
6004169 DAY TRIP MEAL REIMBURSEMENT	50	200	0	100	100
6004196 COPYING MACHINE RENTALS	2,213	4,800	3,388	5,100	5,100
6004402 LAB SERVICES	11,248	14,250	2,546	13,300	13,300
0000040 Contractual Expenditures Totals	61,292	78,515	25,989	66,757	66,757
0000041 Chargeback Expenses					
6004606 TELEPHONE BILLING ACCOUNT	10,150	15,470	5,864	16,583	16,583
6004610 PERSONNEL SERVICES CHARGEBACKS	13,051	14,457	4,016	13,117	13,117
0000041 Chargeback Expenses Totals	23,201	29,927	9,880	29,700	29,700
0000060 Principal on Indebtedness					
6006008 PRINCIPAL ON CAPITAL LEASE	2,531	0	0	0	0
0000060 Principal on Indebtedness Totals	2,531	0	0	0	0
0000070 Interest on Indebtedness					
6007005 INTEREST ON CAPITAL LEASE	523	0	0	0	0
0000070 Interest on Indebtedness Totals	523	0	0	0	0

REPORT:BP033

BROOME COUNTY GOVERNMENT
REVENUE AND APPROPRIATION SUMMARY
BY DEPARTMENT AND DIVISION

FUND: 1010 General Operating
DEPT: 35000000 Social Services
DIV: 06 Soc Svcs-Support Svcs

Account	2019 Actuals	2020 Budget	2020 YTD Actuals As of 08/29/20	2021 Budget Requested	2021 Budget Recommended
0000080 Employee Benefits					
6008001 STATE RETIREMENT	217,214	239,672	112,767	248,075	248,075
6008002 SOCIAL SECURITY	98,283	123,219	64,342	125,374	125,374
6008004 WORKERS COMPENSATION	19,211	27,285	9,605	21,174	21,174
6008006 LIFE INSURANCE	297	645	194	645	645
6008007 HEALTH INSURANCE	295,032	397,290	165,510	343,965	343,965
6008009 RETIREE HEALTH INSURANCE	165,867	174,084	97,333	144,215	144,215
6008010 DISABILITY INSURANCE	2,168	3,256	1,458	3,256	3,256
6008011 UNEMPLOYMENT INSURANCE	0	0	7,365	0	0
6008013 HEALTH INS - RETIRE INCENTIVE	2,494	0	0	0	0
0000080 Employee Benefits Totals	800,566	965,451	458,574	886,704	886,704
Exp Total for Div: 3506	2,268,878	2,686,615	1,391,091	2,622,025	2,622,025
Total for Div: 35000000	-2,268,878	-2,686,615	-1,391,091	-2,622,025	-2,622,025

Social Services

Certification – 35030006

Includes Public Assistance, Medical Assistance, Supplemental Nutrition Assistance Program, Welfare to Work.

Mission Statement

Temporary Assistance

To determine initial and continuing eligibility for cash grant programs, including emergency assistance, within statutory time limits and ensuring program integrity; to utilize diversion such as one-time cash assistance or referral to other programs or benefits. Enable recipients to achieve self-sufficiency by utilizing aggressive case management with the assistance of the Welfare to Work unit. Temporary assistance is administered under the authority of the New York State Social Services Law and Title 18 of the New York Code of Rules and Regulations.

Medical Assistance

To determine initial and continuing eligibility for medical assistance, within statutory time limits, responsively and accurately to facilitate self-sufficiency; to utilize third party health insurance and Medicare benefits; to maximize federal reimbursement through the utilization of federal categories; to involve eligible Medicaid recipients in managed care. Ensure level of care assessments and referrals for community placements or in-home services are provided in the least restrictive but most appropriate setting. Medical assistance is administered under the authority of the New York State Health Department Law and Title 18 of the New York Code of Rules and Regulations.

Supplemental Nutrition Assistance Program (SNAP)

To determine initial and continuing eligibility for SNAP, within statutory time limits, responsively and accurately; to refer appropriate food stamp recipients to the Welfare to Work unit for participation in employment programs to facilitate self-sufficiency; to increase participation in the program in line with New York State directives; to comply with additional New York State program initiatives such as e-filing, and other facilitated application services; to comply with current program requirements of Electronic Benefit Transfer and Home Energy Assistance Program (HEAP). SNAP is administered under the authority of the New York State Social Services Law, Title 18 of the New York Code of Rules and Regulations, and Title 7 of the United States Code of Rules and Regulations.

Welfare to Work

To enable applicants and recipients of public assistance and SNAP to achieve their maximum level of self-support through the provision of the services, training, education, and supportive services needed to help them overcome barriers to employment and meet the mandates of federal welfare reform legislation. Programs include work experience, job search, job development, and on the job training.

2021 Objectives

- Establish the most efficient business processes to ensure our expanding caseload is well served at our current staffing levels.

Temporary Assistance

- Reduce the need for temporary assistance by assisting applicants in achieving self-sufficiency through diversion.
- Ensure assessment and participation of clients in work programs through integration with the Welfare to Work unit.
- Ensure Temporary Assistance applicants are provided benefits in a professional, efficient manner within prescribed timeframes.

Medical Assistance

- Defray costs by maximizing other health care alternatives such as third-party insurance, managed care, Medicare, and community clinics.
- Attend community and educational meetings and trainings related to the State take-over of the Medicaid Program with community providers.
- Provide level of care assessments and appropriate placements for Medicaid recipients and in-home services in the least restrictive setting that meets the consumers' needs.

Supplemental Nutrition Assistance Program (SNAP)

- Increase client participation in the program as mandated by New York State directives including the Working Families Initiative and utilization of the "my benefits" state website.
- Maintain program integrity and statutory timeframes for case determination.
- Ensure compliance with all applicable regulatory requirements.

Welfare to Work

- Monitor processes and work activities to ensure efforts assist the agency in meeting participation rates mandated by state and federal legislation.
- Promote and monitor new policies which immediately engage all employable applicants in work activities that will lead to the elimination or reduction in their need for public assistance and/or SNAP.
- Interface Welfare to Work and other assistance program staff and community agencies to coordinate Welfare to Work activities.

2021 Budget Highlights

Temporary Assistance

- Divert 30% of new applicants to other resources to eliminate the need for Temporary Assistance.
- Refer 100% of new applicants to the FEDS/EVR process.

Medical Assistance

- Refer 100% of eligible Medicaid recipients to managed care programs.
- Assist 100% of the MAGI Medicaid population to navigate the Health Exchange.
- Make initial determinations for chronic care Medicaid within the state statutory time frames.
- Make initial determinations for SSI-related Medicaid within the state statutory time frame of 45 days from application date.

Supplemental Nutrition Assistance Program (SNAP)

- Ensure timeliness of determinations for SNAP benefits to ensure they are within the New York State statutory time limit of thirty days from application date.
- Review and process 100% of SNAP applications eligible for expedited service within five business days.
- Bring error rate to state acceptable standards through enhanced quality control and staff training.

Welfare to Work

- Work with community agencies to expand and develop new work sites, projects, and job skills trainings for consumers.
- Enable 650 recipients to secure employment.
- Secure SSI/SSD for 198 disabled TANF and Safety Net recipients.
- Provide day care to 1,300 children per month.

Social Services/Certification 35030006

<u>Title of Position</u>	<u>Grade/Unit</u>	<u>2019 Actuals</u>	<u>As of July 6, 2020</u>		<u>2021 Requested</u>	<u>2021 Recommended</u>
			<u>Current</u>	<u>Authorized</u>		
<u>Full-Time Positions</u>						
Deputy Commissioner of Social Services	E Admin	1	1	1	1	1
Director of Temporary Assistance & Employment	24 BAPA	1	1	1	1	1
Employment Coordinator	20 BAPA	0	1	1	1	1
Employment Coordinator	18 BAPA	1	0	0	0	0
Management Associate	18 BAPA	0	0	1	1	1
Human Services Coordinator II	20 CSEA	2	2	2	2	2
Case Supervisor Grade B	20 CSEA	1	0	0	0	0
Senior Caseworker - DSS*	20 CSEA	0	3	3	3	3
Senior Caseworker*	18 CSEA	2	0	0	0	0
Principal Social Services Examiner	17 CSEA	6	6	6	6	6
Caseworker/Trainee - DSS*	18/16 CSEA	0	12	12	12	12
Caseworker/Trainee*	16/14 CSEA	10	0	0	0	0
Job Developer	16 CSEA	1	1	1	1	1
Drug Abuse Counselor	14 CSEA	1	1	1	1	1
Secretary	13 CSEA	1	1	0	0	0
Senior Social Services Examiner	13 CSEA	16	16	16	16	16
Principal Clerk	12 CSEA	1	1	1	1	1
Social Services Examiner	11 CSEA	32	32	32	32	32
Job Coach	10 CSEA	1	1	1	1	1
Keyboard Specialist	8 CSEA	5	5	5	5	5
Receptionist	7 CSEA	0	0	1	1	1
Clerk	7 CSEA	0	0	2	2	2
Clerk	6 CSEA	2	2	0	0	0
Total Full-Time Positions		84	86	87	87	87
<u>Part-Time Positions</u>						
None						
Total Part-Time Positions		0	0	0	0	0
Total Positions		84	86	87	87	87

*Positions changed April 1, 2020

BROOME COUNTY GOVERNMENT
 REVENUE AND APPROPRIATION SUMMARY
 BY DEPARTMENT AND DIVISION

FUND: 1010 General Operating
 DEPT: 35000000 Social Services
 DIV: 03 Soc Svcs-Certification

Account	2019 Actuals	2020 Budget	2020 YTD Actuals As of 08/29/20	2021 Budget Requested	2021 Budget Recommended
0000010 Personnel Service					
6001000 SALARIES FULL-TIME	3,253,973	3,550,398	2,126,478	3,712,964	3,712,964
6001003 SALARIES OVERTIME	2,622	4,000	0	4,000	4,000
0000010 Personnel Service Totals	3,256,595	3,554,398	2,126,478	3,716,964	3,716,964
0000040 Contractual Expenditures					
6004012 OFFICE SUPPLIES	8,454	13,000	9,945	11,000	11,000
6004023 BLDG AND GROUNDS SUPPLIES	8,038	264	3,435	609	609
6004056 COMPUTER EQUIPMENT(NON CAPITAL	0	0	222	0	0
6004111 BUILDING AND LAND RENTAL	45,044	74,167	58,162	77,047	77,047
6004117 BUILDING AND GROUNDS EXPENSES	12,840	346	1,323	381	381
6004138 OTHER OPERATIONAL EXPENSES	14	13	10	14	14
6004147 OTHER PROGRAM EXPENSE	1,727	3,000	0	3,000	3,000
6004160 MILEAGE AND PARKING-LOCAL	99	0	0	0	0
6004161 TRAVEL HOTEL AND MEALS	1,231	1,500	933	1,500	1,500
6004162 EDUCATION AND TRAINING	119	150	134	150	150
6004169 DAY TRIP MEAL REIMBURSEMENT	169	150	0	150	150
6004303 JOBS - ADMINISTRATION	455	1,000	670	1,000	1,000
0000040 Contractual Expenditures Totals	78,190	93,590	74,834	94,851	94,851
0000041 Chargeback Expenses					
6004604 DPW SECURITY CHARGEBACKS	11,891	12,105	5,226	13,190	13,190
6004606 TELEPHONE BILLING ACCOUNT	21,378	32,532	10,633	32,653	32,653
6004609 DATA PROCESSING CHARGEBACKS	0	0	1,246	96	96
6004619 BUILDING SERVICE CHARGEBACK	4,630	4,337	2,237	6,858	6,858
0000041 Chargeback Expenses Totals	37,899	48,974	19,342	52,797	52,797
0000080 Employee Benefits					
6008001 STATE RETIREMENT	502,579	532,765	269,210	569,403	569,403
6008002 SOCIAL SECURITY	235,963	271,912	153,434	284,349	284,349
6008004 WORKERS COMPENSATION	42,916	60,954	21,168	47,972	47,972
6008006 LIFE INSURANCE	643	1,275	428	1,305	1,305
6008007 HEALTH INSURANCE	614,753	684,979	399,326	740,914	740,914
6008009 RETIREE HEALTH INSURANCE	583,480	633,492	425,290	670,639	670,639
6008010 DISABILITY INSURANCE	5,460	7,216	4,058	7,304	7,304

REPORT:BP033

BROOME COUNTY GOVERNMENT
REVENUE AND APPROPRIATION SUMMARY
BY DEPARTMENT AND DIVISION

FUND: 1010 General Operating
DEPT: 35000000 Social Services
DIV: 03 Soc Svcs-Certification

Account	2019 Actuals	2020 Budget	2020 YTD Actuals As of 08/29/20	2021 Budget Requested	2021 Budget Recommended
6008011 UNEMPLOYMENT INSURANCE	25,674	0	24,666	0	0
6008013 HEALTH INS -- RETIRE INCENTIVE	9,278	0	0	0	0
0000080 Employee Benefits Totals	2,020,746	2,192,593	1,297,580	2,321,886	2,321,886
Exp Total for Div: 3503	5,393,430	5,889,555	3,518,234	6,186,498	6,186,498
Total for Div: 35000000	-5,393,430	-5,889,555	-3,518,234	-6,186,498	-6,186,498

Social Services

Services – 35050006

Mission Statement

The Services Division provides support, counseling, case management, and case planning to children, adults, and families whose health and safety are at risk due to abuse, neglect, maltreatment, or dysfunction.

Description

Whenever possible, services are provided to prevent out of home placement. If placement out of the home is required, the lowest level of care, that is appropriate, is sought for the shortest duration of time possible. Services are provided in accordance with federal and state mandates, laws, and regulations. Services include the following areas: child protective, adult and family intake, foster care, adoption, preventive, juvenile services including PINS Diversion, and purchase of service programs.

2021 Objectives

- Timely investigations by Child Protective Services (CPS) of all reports made to the State Central Registry.
- Continue to promote “Safe Sleep”, through community outreach and education.
- Decrease use of congregate care placements.
- Continue to Increase the number of children placed in relative foster care, by prioritizing placement with relatives.

- Continue to work with the Redlich Horwitz Foundation that provided us a grant to increase relative foster care and decrease congregate care.
- Provide supportive and rehabilitative services to families whose children’s health and safety are at risk in order to reduce the likelihood of out of home placement.
- Achieve timely permanency for all children in foster care.
- Provide services and referrals to victims of domestic violence.
- Monitor performance improvement plans for child welfare outcomes.
- Continue implementation of “Raise the Age” legislation, as the age of criminal responsibility has been raised to eighteen.
- Monitor outcomes for the preventive partnerships with Binghamton and Whitney Point school districts (local share paid by school), that places caseworkers in the schools.
- Decrease the use of the Emergency Shelter for initial foster home placements by prioritizing placement with relatives and if that is not possible children will be placed in regular foster care.
- Initiate a gatekeeping function of high-level approval for congregate care placements.
- Continue to regularly review children’s foster care status and stays during Permanency Planning Review Team meetings.
- Open appropriate cases for on-going preventive services.
- Assess services along the Juvenile Justice continuum in order to provide the most intensive services to those most likely to go into placements.
- Promote and provide educational opportunities to lessen child abuse, elder abuse, and domestic violence.

➤ **2021 Budget Highlights**

- Decrease congregate care placements.
- Increase kinship foster care placements.
- Decrease detention placements.
- Maintain successful preventive programs at full capacity.
- Investigate 4,500 reports of abuse and neglect.
- Investigate 450 reports of adult abuse and neglect.
- Provide preventive purchase of service programs to those families in need.
- Free 40 children for adoption.
- Place 30 children for adoption.
- Increase KinGap placements.
- Challenge of continuing to implement Raise the Age legislation.

Social Services/Services 35050006

<u>Title of Position</u>	<u>Grade/Unit</u>	<u>2019 Actuals</u>	<u>As of July 6, 2020</u>		<u>2021 Requested</u>	<u>2021 Recommended</u>
			<u>Current Authorized</u>			
<u>Full-Time Positions</u>						
Deputy Comm. of Social Services	E Admin	1	1	1	1	1
Case Supervisor Grade A	23 BAPA	3	3	3	3	3
Office Manager	16 BAPA	1	1	1	1	1
Clinical Social Worker*	22 CSEA	0	1	1	1	1
Clinical Social Worker*	21 CSEA	1	0	0	0	0
Case Supervisor Grade B*	22 CSEA	0	15	15	15	15
Case Supervisor Grade B*	20 CSEA	14	0	0	0	0
Senior Caseworker - DSS*	20 CSEA	0	22	22	22	22
Senior Caseworker*	18 CSEA	23	0	0	0	0
Intensive Case Manager*	20 CSEA	0	4	4	4	4
Intensive Case Manager*	18 CSEA	4	0	0	0	0
Principal Social Services Examiner	17 CSEA	1	1	1	1	1
Caseworker/Trainee - DSS*	18/16 CSEA	0	65	65	65	65
Caseworker/Trainee*	16/14 CSEA	66	0	0	0	0
Senior Social Services Examiner	13 CSEA	1	1	1	1	1
Secretary	13 CSEA	2	2	2	2	2
Social Services Examiner	11 CSEA	0	0	0	0	0
Senior Account Clerk	9 CSEA	2	2	2	2	2
Community Services Worker	8 CSEA	6	5	5	5	5
Keyboard Specialist	8 CSEA	6	6	6	6	6
Total Full-Time Positions		131	129	129	129	129
<u>Part-Time Positions</u>						
None						
Total Part-Time Positions		0	0	0	0	0
Total Positions		131	129	129	129	129

*Positions changed April 1, 2020

REPORT:BP033

BROOME COUNTY GOVERNMENT
REVENUE AND APPROPRIATION SUMMARY
BY DEPARTMENT AND DIVISION

FUND: 1010 General Operating
DEPT: 35000000 Social Services
DIV: 05 Soc Svcs- Svcs

Account	2019 Actuals	2020 Budget	2020 YTD Actuals As of 08/29/20	2021 Budget Requested	2021 Budget Recommended
0000010 Personnel Service					
6001000 SALARIES FULL-TIME	5,434,484	6,373,733	3,570,386	6,265,388	6,265,388
6001002 SALARIES TEMPORARY	5,599	30,000	22,590	30,000	30,000
6001003 SALARIES OVERTIME	189,093	134,700	116,284	144,240	144,240
6001008 STAND-BY PAY	14,285	14,820	8,570	14,820	14,820
0000010 Personnel Service Totals	5,643,461	6,553,253	3,717,830	6,454,448	6,454,448
0000040 Contractual Expenditures					
6004012 OFFICE SUPPLIES	12,565	12,550	5,838	12,550	12,550
6004040 MOTOR EQUIPMENT SUPPLIES	375	1,000	705	1,000	1,000
6004041 PHOTOGRAPHIC SUPPLIES	252	500	0	500	500
6004102 TELEPHONE EQUIPMENT	1,980	2,640	1,640	2,640	2,640
6004138 OTHER OPERATIONAL EXPENSES	10	0	0	0	0
6004147 OTHER PROGRAM EXPENSE	94,071	225,000	91,225	175,000	175,000
6004160 MILEAGE AND PARKING-LOCAL	22,015	18,000	13,546	20,000	20,000
6004161 TRAVEL HOTEL AND MEALS	17,468	18,000	6,812	18,000	18,000
6004162 EDUCATION AND TRAINING	3,000	1,000	369	1,000	1,000
6004164 NON-EMPLOYEE TRAVEL HOTEL & ME	4,824	5,000	2,513	5,000	5,000
6004168 OTHER PERSONNEL EXPENSES	435	0	0	0	0
6004169 DAY TRIP MEAL REIMBURSEMENT	1,573	2,500	260	2,500	2,500
6004400 MEDICAL AND PHYSICAL EXAMS	37,794	27,000	12,178	30,000	30,000
6004538 LEGAL CHARGES AND FEES	8,000	4,000	0	4,000	4,000
6004573 OTHER FEES FOR SERVICES	180	1,000	0	0	0
0000040 Contractual Expenditures Totals	204,542	318,190	135,086	272,190	272,190
0000041 Chargeback Expenses					
6004606 TELEPHONE BILLING ACCOUNT	84,149	106,298	45,695	109,974	109,974
0000041 Chargeback Expenses Totals	84,149	106,298	45,695	109,974	109,974
0000080 Employee Benefits					
6008001 STATE RETIREMENT	862,296	972,680	445,536	927,208	927,208
6008002 SOCIAL SECURITY	406,585	501,329	268,970	493,758	493,758
6008004 WORKERS COMPENSATION	73,540	103,929	39,028	81,510	81,510
6008006 LIFE INSURANCE	986	1,950	632	1,935	1,935
6008007 HEALTH INSURANCE	1,042,822	1,223,166	647,879	1,208,561	1,208,561

REPORT:BP033

BROOME COUNTY GOVERNMENT
REVENUE AND APPROPRIATION SUMMARY
BY DEPARTMENT AND DIVISION

FUND: 1010 General Operating
DEPT: 35000000 Social Services
DIV: 05 Soc Svcs- Svcs

Account	2019 Actuals	2020 Budget	2020 YTD Actuals As of 08/29/20	2021 Budget Requested	2021 Budget Recommended
6008009 RETIREE HEALTH INSURANCE	900,680	945,278	633,684	995,436	995,436
6008010 DISABILITY INSURANCE	8,576	11,000	6,061	10,912	10,912
6008011 UNEMPLOYMENT INSURANCE	2,562	0	22,912	0	0
6008013 HEALTH INS - RETIRE INCENTIVE	11,123	0	0	0	0
0000080 Employee Benefits Totals	3,309,170	3,759,332	2,064,702	3,719,320	3,719,320
Exp Total for Div: 3505	9,241,322	10,737,073	5,963,313	10,555,932	10,555,932
Total for Div: 35000000	-9,241,322	-10,737,073	-5,963,313	-10,555,932	-10,555,932

Social Services

Social Services Programs – 35070006

Mission Statement

Promote self-sufficiency and assure the protection of vulnerable individuals. We strive to have an organization, which values the needs of the customers, the contributions of the staff, and the participation of the community. This vision shall be achieved through a culture, which encourages continuous improvement.

2021 Objectives

- Provide supportive transitional services, such as childcare, transportation, medical assistance and other benefits that enable recipients to increase and sustain their ability to maintain employment and become self-sufficient.
- Reduce the local cost of assistance payments through aggressive procurement of alternative benefits, diversion efforts, and enhanced FEDS programs.
- Aggressively work with TANF recipients to ensure progress toward self-sufficiency during the five-year limitation.
- Reduce care days in foster care with emphasis on reducing residential and detention placements and focus on placing children with relatives where appropriate.

2021 Budget Highlights

- Savings in residential placements.
- Savings in Safety Net expenditures.
- Use of detention only when warranted.
- Monitoring Raise the Age placements.
- Reduced traffic in the lobby by 12% due to implementation of mobile document upload for submission of documents.

REPORT:BP033

BROOME COUNTY GOVERNMENT
REVENUE AND APPROPRIATION SUMMARY
BY DEPARTMENT AND DIVISION

FUND: 1010 General Operating
DEPT: 35000000 Social Services
DIV: 04 Soc Svcs-Intergov Transfers

Account	2019 Actuals	2020 Budget	2020 YTD Actuals As of 08/29/20	2021 Budget Requested	2021 Budget Recommended
0000040 Contractual Expenditures					
6004305 MMIS MEDICAL ASSISTANCE	960,023	1,228,688	1,228,688	1,127,294	1,127,294
0000040 Contractual Expenditures Totals	960,023	1,228,688	1,228,688	1,127,294	1,127,294
Exp Total for Div: 3504	960,023	1,228,688	1,228,688	1,127,294	1,127,294
Total for Div: 35000000	-960,023	-1,228,688	-1,228,688	-1,127,294	-1,127,294

REPORT:BP033

BROOME COUNTY GOVERNMENT
REVENUE AND APPROPRIATION SUMMARY
BY DEPARTMENT AND DIVISION

FUND: 1010 General Operating
DEPT: 35000000 Social Services
DIV: 07 Soc Svcs-Social Svcs Programs

Account	2019 Actuals	2020 Budget	2020 YTD Actuals As of 08/29/20	2021 Budget Requested	2021 Budget Recommended
0000002 Departmental Income					
5000152 REPAYMENTS OF TANF	64,307	88,276	23,751	53,934	53,934
5000154 REPAYMENTS OF AID-CHILD CARE	324,528	499,330	387,348	575,665	575,665
5000156 REPAYMENTS OF SAFETY NET	1,076,863	1,347,920	651,347	1,320,368	1,320,368
5000157 REPAYMENTS OF ADULTS	2,158	2,216	28	2,128	2,128
5000158 REPAYMENTS OF BURIALS	67,299	65,269	37,446	60,614	60,614
5000159 REPAYMENTS OF SERV FOR RECIPIE	640	0	1,437	0	0
5000239 CSE PLACEMENTS	0	0	240,445	518,016	518,016
5000243 REPAYMENTS OF AID-JD/PINS	32,646	42,592	49,998	46,758	46,758
5000244 REPAYMENTS OF VA BURIALS	559	1,376	1,790	1,790	1,790
5000336 VA BURIALS CHARGEBACK	47,435	52,360	11,856	52,990	52,990
0000002 Departmental Income Totals	1,616,435	2,099,339	1,405,446	2,632,263	2,632,263
0000007 Misc Interfund Revenues					
5000530 REFUNDS OF PRIOR YEARS EXPENDI	17,709	8,461	2,092	2,238	2,238
5000543 PRIOR YEAR REFUNDS - TANF	12,367	9,869	8,948	8,938	8,938
5000544 PRIOR YEAR REFUNDS - SN	41,593	28,952	44,436	44,210	44,210
0000007 Misc Interfund Revenues Totals	71,669	47,282	55,476	55,386	55,386
0000008 State Aid					
5000854 TANF	2,037	0	1,321	0	0
5000855 SOCIAL SERVICES ADMINISTRATION	66,446	297,432	42,684	83,481	83,481
5000857 CHILD CARE SCHOOL DISTRICTS	276,834	311,808	147,362	144,000	144,000
5000858 CHILD CARE/FOSTER CARE (ADC)	5,833,829	5,923,177	4,156,821	6,233,406	6,233,406
5000859 JUVENILE DELINQUENT	616,047	455,435	94,204	498,188	498,188
5000861 SAFETY NET	2,604,909	3,133,342	1,318,062	3,021,039	3,021,039
5000862 EMERGENCY AID TO ADULTS	105,243	118,892	69,495	130,186	130,186
5000863 BURIALS	45,414	58,725	27,405	58,725	58,725
5000882 JD/PINS HOMES/INSTITUTIONS-ADC	596,641	685,770	492,821	571,339	571,339
5000884 POS	1,090,736	807,496	582,017	807,359	807,359
5000885 VA BURIALS	5,742	6,264	1,566	5,220	5,220
5000889 RAISE THE AGE	546,951	3,372,395	150,881	2,717,573	2,717,573
0000008 State Aid Totals	11,790,829	15,170,736	7,084,639	14,270,516	14,270,516
0000009 Federal Aid					
5000924 TANF	9,006,771	11,086,724	4,124,168	10,401,066	10,401,066
5000925 SOCIAL SERVICES ADMINISTRATION	185,169	77,932	273,181	95,734	95,734

BROOME COUNTY GOVERNMENT
 REVENUE AND APPROPRIATION SUMMARY
 BY DEPARTMENT AND DIVISION

FUND: 1010 General Operating
 DEPT: 35000000 Social Services
 DIV: 07 Soc Svcs-Social Svcs Programs

Account	2019 Actuals	2020 Budget	2020 YTD Actuals As of 08/29/20	2021 Budget Requested	2021 Budget Recommended
5000927 FOSTER CARE (ADC)	5,832,690	6,260,677	3,124,220	6,366,684	6,366,684
5000928 SAFETY NET	441,954	447,455	121,439	262,255	262,255
5000929 SERVICES FOR RECIPIENTS	572,924	815,182	753,802	891,645	891,645
5000953 EAF TANF	1,806,596	1,140,352	1,129,031	1,140,352	1,140,352
5000954 EAF JD/PINS	857,774	990,811	457,194	752,148	752,148
5000955 EAF POS	664,794	772,012	1,134,390	894,476	894,476
5000956 JD/PINS HOMES/INSTITUTIONS-ADC	647,752	762,406	289,598	633,964	633,964
5000960 CHILD CARE FUNDS	-210,084	7,066	77,638	7,066	7,066
0000009 Federal Aid Totals	19,806,340	22,360,617	11,484,661	21,445,390	21,445,390
Rev Total for Div: 3507	33,285,273	39,677,974	20,030,222	38,403,555	38,403,555
0000040 Contractual Expenditures					
6004300 PURCHASE OF SERVICES	1,442,837	1,483,279	809,542	1,401,350	1,401,350
6004302 TANF DAY CARE	439,405	525,600	129,900	525,600	525,600
6004305 MMIS MEDICAL ASSISTANCE	37,685,915	36,974,860	23,311,627	36,064,860	36,064,860
6004306 SECURE DETENTION	202,979	240,000	2,040	240,000	240,000
6004308 TANF	8,790,210	10,800,000	5,274,410	10,080,000	10,080,000
6004309 EAF/TANF	334,114	375,000	83,217	375,000	375,000
6004311 INST PLACEMENT SCHOOL DISTRICT	1,070,620	1,200,000	548,009	1,200,000	1,200,000
6004312 FOSTER CARE HOMES/INSTITUTE-CW	2,207,273	2,117,573	1,564,542	2,642,688	2,642,688
6004313 FOSTER CARE HOMES/INSTITUTE-AD	12,440,552	12,696,562	8,145,704	12,957,234	12,957,234
6004315 FOSTER CARE NS DETENTION	753,381	624,500	415,188	711,750	711,750
6004316 JD/PINS INSTITUTIONS-ADC	1,619,325	1,548,856	789,561	1,295,210	1,295,210
6004317 JD CARE IN INSTITUTIONS	169,463	141,584	122,130	143,190	143,190
6004318 STATE TRAINING SCHOOLS	1,491,146	1,100,000	887,546	1,000,000	1,000,000
6004319 SAFETY NET	10,660,398	12,600,000	7,021,243	12,000,000	12,000,000
6004320 EMERGENCY AID FOR ADULTS	211,715	240,000	171,233	262,500	262,500
6004321 BURIALS	306,640	382,500	241,617	382,500	382,500
6004326 EAF/POS	1,209,555	1,369,181	741,725	1,193,743	1,193,743
6004327 EAF/FOSTER CARE	3,255,341	3,207,043	1,716,543	3,062,321	3,062,321
6004328 EAF/JD/PINS	921,887	752,148	689,956	1,200,357	1,200,357
6004330 VA BURIALS	55,997	60,000	17,235	60,000	60,000
6004331 RAISE THE AGE	711,763	3,272,395	326,731	2,617,573	2,617,573
6004573 OTHER FEES FOR SERVICES	796,241	771,385	545,880	869,195	869,195
0000040 Contractual Expenditures Totals	86,776,757	92,482,466	53,555,579	90,285,071	90,285,071

REPORT:BP033

BROOME COUNTY GOVERNMENT
REVENUE AND APPROPRIATION SUMMARY
BY DEPARTMENT AND DIVISION

FUND: 1010 General Operating
DEPT: 35000000 Social Services
DIV: 07 Soc Svcs-Social Svcs Programs

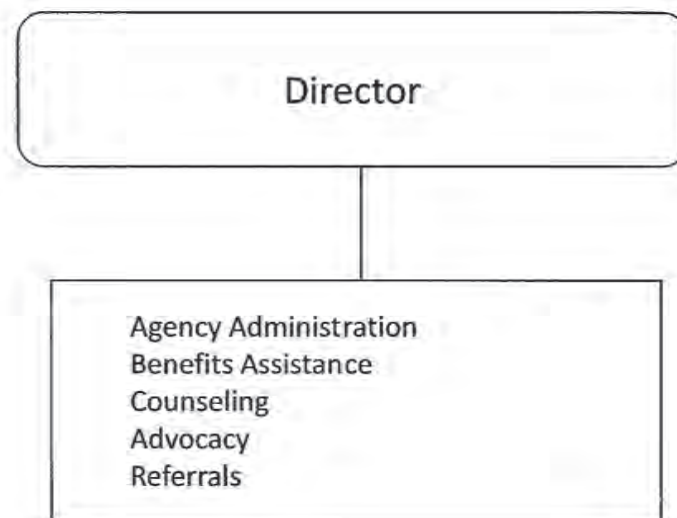
Account	2019 Actuals	2020 Budget	2020 YTD Actuals As of 08/29/20	2021 Budget Requested	2021 Budget Recommended
0000041 Chargeback Expenses					
6004610 PERSONNEL SERVICES CHARGEBACKS	138,448	262,624	60,077	162,624	162,624
6004635 RTA - PERSONNEL SERVICES	15,115	0	3,783	100,000	100,000
0000041 Chargeback Expenses Totals	153,563	262,624	63,860	262,624	262,624
Exp Total for Div: 3507	86,930,320	92,745,090	53,619,439	90,547,695	90,547,695
Total for Div: 35000000	-53,645,047	-53,067,116	-33,589,217	-52,144,140	-52,144,140

BROOME COUNTY GOVERNMENT
 REVENUE AND APPROPRIATION SUMMARY
 BY DEPARTMENT AND DIVISION

FUND: 1010 General Operating
 DEPT: 35000000 Social Services
 DIV: 08

Account	2019 Actuals	2020 Budget	2020 YTD Actuals As of 08/29/20	2021 Budget Requested	2021 Budget Recommended
0000009 Federal Aid					
5000930 HEAP	7,453,019	0	0	0	0
5000951 FEDERAL AID-HEALTH OTHER	2,700,191	0	0	0	0
0000009 Federal Aid Totals	10,153,210	0	0	0	0
Rev Total for Div: 3508	10,153,210	0	0	0	0
0000040 Contractual Expenditures					
6004305 MMIS MEDICAL ASSISTANCE	2,700,191	0	0	0	0
6004308 TANF	7,453,019	0	0	0	0
0000040 Contractual Expenditures Totals	10,153,210	0	0	0	0
Exp Total for Div: 3508	10,153,210	0	0	0	0
Total for Div: 35000000	0	0	0	0	0
Total for Dept: 35000000	-61,615,627	-61,934,286	-37,981,062	-61,533,856	-61,533,856

Veterans Services



Veterans Services 36000006

Mission Statement

To provide counseling and assistance to veterans and their dependents by making them aware of federal, state and local benefits and to assist preparing, presenting and aid in the prosecution of claims governed by laws under the Department of Veterans Affairs.

Description

The Veterans Service Agency renders a wide variety of services to an estimated 12,160 veterans and their families, of all wars and conflicts, as well as peacetime service. Service is also extended to active duty servicemen/women and their families. Professional assistance and advice is given in the filing of applications for benefits under existing federal, state, and local laws and regulations. It is also a primary function of the office to familiarize veterans and their families of the Department of Veteran's Affairs benefits available to them.

The Veterans Service Agency assists veterans and their families in applying for such benefits as service connected compensation, nonservice connected pensions, widow benefits, referrals for VA Healthcare services, certification of documents, replacement of Separation of Military Service papers, conversion of government insurance, waiver of insurance, Veterans Affairs home loan applications, tax exemption, insurance benefits, headstones or markers, burial benefits, memorial flags, military funerals, and death gratuity pay.

2021 Objectives

- Coordinate all veterans' groups, service organizations in Broome County and county departments to maximize service to veterans and minimize duplication of efforts.
- Review nursing home cases to ensure that veterans and widows are receiving accurate VA pensions with aid and attendance allowance.
- Fund indigent burials of honorably discharged veterans, as well as family members who have died without sufficient means to afford funeral expenses.
- Ensure all honorably discharged veterans' graves have adequate flag holders, flags and headstones for those without markers.
- Maintain professional counseling and make appropriate referrals for veterans' healthcare and mental health evaluations.
- To better assist veterans in applying for, maintaining, and appealing adverse decisions regarding benefits.
- Expand services by conducting home visits to veterans and dependents whose disabilities inhibit their ability to leave their home, and counseling veterans at the local outreach center.
- Participate in continual service officer training.

2021 Budget Highlights

Despite the Covid-19 Pandemic, the Veterans Service Agency continued to provide exceptional advocacy services by engaging with veterans and their dependents through telephone consultations and corresponding by mail services.

- In providing representation in the development and presentation of claims before the Department of Veterans Affairs, the Veterans Service Agency has played a pivotal role in improving the economic well being of veterans and their dependents residing in Broome County. Per statistics released by the Office of Policy, Planning, and Preparedness of the Department of Veterans Affairs, total expenditures in fiscal year 2019 for Compensation and Pension benefits was \$38,295,000 in direct payments.
- The Compensation and Pension category includes expenditures for the following programs: disability for service-connected injuries; dependency and indemnity compensation for spouses due to veterans' service-connected deaths; pension for non-service connected disabilities; burial benefits; and other benefits to veterans and their survivors.
- In our continual effort to provide enhanced services to our veterans, this office continues to provide support to the Disabled American Veterans Transportation Service. The DAV transport is composed of volunteer drivers operating a shuttle service from veteran's homes to the Binghamton VA Outpatient Clinic and the Syracuse VA Medical Center. The vehicles, fuel, insurance and maintenance are provided by the Syracuse VA Medical Center.
- Established 1,308 contacts with veterans and their dependents in 2019.
- In addition, assisted with the development and presentation of 342 original and new claims for benefits to the Department of Veterans Affairs.
- Because of aggressive representation, total retroactive benefits paid to veterans and their dependents in 2019 totaled \$839,242.41 and monthly running awards totaled \$219,608.27.
- Utilize an electronic scanning system for all VA documentation, creating paperless files, and eliminating the time-consuming process of filing.
- In 2020, the Agency increased support in the community by awarding financial assistance to local veteran's projects, including: a \$25,000 grant to the Twin Tiers Honor Flight Mission and provided \$8,000 in financial assistance to The Broome County Veterans Memorial Association in their mission to provided dignified military funeral honors to all Honorably Discharged veterans in Broome County. It is our goal in 2021 to continue to invest in community initiatives that raise awareness of veterans' needs and interests and improve their quality of life.
- The Veterans Agency continues its partnership with ClearPath For Veterans through a New York State Senate grant to administer the Pfc Dwyer Peer to Peer Mentorship program to raise awareness and address the high suicide rate among veterans.
- Broome County purchased an 80 acre parcel of land, formally the Vestal Hills Country Club in the Town of Binghamton, with plans to create a multi-discipline Veteran's Resource Center. The project will result in a considerable expansion of services provided by the County Veterans Service Agency, in partnership with The Binghamton Vet Center, ClearPath For Veterans, Southern Tier Veterans Support Group and other interested organizations.

Veterans Services 36000006

<u>Title of Position</u>	<u>Grade/Unit</u>	<u>2019 Actuals</u>	<u>As of July 6,2020 Current Authorized</u>	<u>2021 Requested</u>	<u>2021 Recommended</u>
<u>Full-Time Positions</u>					
Veterans Director	25 Admin	1	1	1	1
Veterans Service Assistant	11 CSEA	1	1	1	1
Custodial Worker*	AFSCME	0	1	1	1
Total Full-Time Positions		2	3	3	3
<u>Part-Time Positions</u>					
Veterans Service Officer	11 CSEA	1	1	2	2
Veterans Service Assistant	11 CSEA	2	0	0	0
Senior Clerk	8 CSEA	0	1	0	0
Total Part-Time Positions		3	2	2	2
Total Positions		5	5	5	5

*Funded July 1,2020

REPORT:BP032

BROOME COUNTY GOVERNMENT
REVENUE AND APPROPRIATION SUMMARY BY DEPARTMENT

FUND: 1010 General Operating
DEPT: 36000000 Veterans Services

Account	2019 Actuals	2020 Budget	2020 YTD Actuals As of 08/29/20	2021 Budget Requested	2021 Budget Recommended
0000002 Departmental Income					
5000224 TRANSFER TAX	578,798	380,000	261,297	400,000	400,000
0000002 Departmental Income Total	578,798	380,000	261,297	400,000	400,000
0000007 Misc Interfund Revenues					
5000531 GIFTS AND DONATIONS	100	0	49	0	0
5000545 CREDIT CARD REBATES	121	70	54	70	70
5000561 TRANSFER FROM RESERVE FUND	0	257,740	257,740	268,202	268,202
0000007 Misc Interfund Revenues Total	221	257,810	257,843	268,272	268,272
0000008 State Aid					
5000867 VETERANS SERVICE AGENCIES	27,793	15,000	0	15,000	15,000
0000008 State Aid Total	27,793	15,000	0	15,000	15,000
Rev Totals for Dept: 36000000	606,812	652,810	519,140	683,272	683,272
0000010 Personnel Service					
6001000 SALARIES FULL-TIME	104,557	128,493	58,938	139,233	139,233
6001001 SALARIES PART-TIME	14,054	28,259	9,665	32,134	32,134
6001002 SALARIES TEMPORARY	4,644	0	170	0	0
0000010 Personnel Service Totals	123,255	156,752	68,773	171,367	171,367
0000040 Contractual Expenditures					
6004005 SNOW REMOVAL MATERIALS & SUPPL	0	2,500	0	2,500	2,500
6004010 BOOKS AND SUBSCRIPTIONS	256	800	356	800	800
6004012 OFFICE SUPPLIES	1,298	1,000	1,883	1,500	1,500
6004021 BLDG MAINTENANCE SUPPLIES	0	8,440	0	8,440	8,440
6004040 MOTOR EQUIPMENT SUPPLIES	0	500	0	500	500
6004105 DUES AND MEMBERSHIPS	150	450	30	450	450
6004106 GENERAL OFFICE EXPENSES	478	1,500	214	1,500	1,500
6004113 WATER AND SEWAGE CHARGES	0	1,200	0	1,200	1,200

BROOME COUNTY GOVERNMENT
REVENUE AND APPROPRIATION SUMMARY BY DEPARTMENT

FUND: 1010 General Operating
DEPT: 36000000 Veterans Services

Account	2019 Actuals	2020 Budget	2020 YTD Actuals As of 08/29/20	2021 Budget Requested	2021 Budget Recommended
6004115 ELECTRIC CURRENT	0	36,000	0	36,000	36,000
6004117 BUILDING AND GROUNDS EXPENSES	0	4,600	0	4,600	4,600
6004146 SUBCONTRACTED PROGRAM EXPENSE	69,915	125,000	49,172	125,000	125,000
6004147 OTHER PROGRAM EXPENSE	18,184	18,000	16,011	18,000	18,000
6004161 TRAVEL HOTEL AND MEALS	1,762	3,000	0	3,000	3,000
0000040 Contractual Expenditures Totals	92,043	202,990	67,666	203,490	203,490
0000041 Chargeback Expenses					
6004602 INSURANCE PREMIUM CHARGEBACK	147	1,507	1,507	2,071	2,071
6004604 DPW SECURITY CHARGEBACKS	0	1,000	0	1,000	1,000
6004606 TELEPHONE BILLING ACCOUNT	1,262	1,626	636	1,695	1,695
6004609 DATA PROCESSING CHARGEBACKS	12,200	30,345	0	30,418	30,418
6004614 OTHER CHARGEBACK EXPENSES	259	769	341	194	194
6004617 DUPLICATING/PRINTING CHARGEBAC	374	101	519	669	669
6004618 OFFICE SUPPLIES CHARGEBACK	3,514	7,195	4,533	2,969	2,969
6004621 BUILDING AND LAND RENTAL CHARG	26,010	29,952	0	29,952	29,952
6004630 VA BURIALS CHARGEBACK	47,435	52,360	11,856	52,990	52,990
0000041 Chargeback Expenses Totals	91,201	124,855	19,392	121,958	121,958
0000080 Employee Benefits					
6008001 STATE RETIREMENT	16,230	18,992	7,975	21,148	21,148
6008002 SOCIAL SECURITY	9,204	12,023	5,066	13,496	13,496
6008004 WORKERS COMPENSATION	518	575	288	363	363
6008006 LIFE INSURANCE	16	75	9	45	45
6008007 HEALTH INSURANCE	11,790	19,321	7,997	32,733	32,733
6008009 RETIREE HEALTH INSURANCE	25,847	27,139	18,093	28,496	28,496
6008010 DISABILITY INSURANCE	81	88	6	176	176
0000080 Employee Benefits Totals	63,686	78,213	39,434	96,457	96,457
0000090 Transfers					
6009002 TRANSFER TO GRANT FUND	120,000	90,000	90,000	90,000	90,000
0000090 Transfers Totals	120,000	90,000	90,000	90,000	90,000
Exp Totals for Dept: 36000000	490,185	652,810	285,265	683,272	683,272

REPORT:BP032

BROOME COUNTY GOVERNMENT
REVENUE AND APPROPRIATION SUMMARY BY DEPARTMENT

FUND: 1010 General Operating
DEPT: 36000000 Veterans Services

Account	2019 Actuals	2020 Budget	2020 YTD Actuals As of 08/29/20	2021 Budget Requested	2021 Budget Recommended
Total for Dept: 36000000	116,627	0	233,875	0	0

Home and Community Services

<u>Department/Division</u>	<u>Page</u>
Planning and Economic Development	362
Solid Waste Management	368

Planning and Economic Development



Planning and Economic Development

Mission Statement

To enhance the sound and orderly economic, physical, and environmental development of Broome County and its constituent municipalities. Provide technical planning and environmental services and assistance to the County Executive, County Legislature and municipal jurisdictions. Implement projects and programs designed to improve the economy, environment, and physical infrastructure of the County.

Description

The Department of Planning and Economic Development provides professional services to Broome County Government, its departments, and municipalities as well as to other public and private entities. The Department assists in land-use planning, zoning, grant writing, economic development, environmental studies and recommendations, local land use reviews (GML 239), community assistance, GIS mapping and research and infrastructure development. Advisory guidance is provided by the Environmental Management Council and BMTS Advisory Committee, and the Broome-Tioga Stormwater Coalition.

2021 Objectives

Comprehensive Plans, Studies and Technical Assistance:

- Implementation of updated Broome County Comprehensive Plan.
- Continue providing support and assistance to Broome County municipalities on local comprehensive plan development.

- Continued collaboration with County Departments for planning and implementation of efficient and resilient capital improvements.
- Conduct training and workshops for municipal officials.
- Work with municipal officials to coordinate 239 reviews, zoning, and subdivision reviews.
- Work with local municipalities to update the Local Waterfront Revitalization Plan.
- Administer the Susquehanna Heritage Area program to protect and preserve our cultural resources.
- Continued collaboration with village centers.
- Continue to collaborate with Broome County Land Bank.

Economic Development:

- Continue implementation of iDistricts in Binghamton, Endicott, and Johnson City.
- Administer and market the Go All Out Broome campaign.
- Work to administer the \$20 million Greater Binghamton Fund.
- Continue the effective collaboration with the Agency for economic development services.
- Closely collaborate with economic development entities in the region to continue implementation of a coordinated approach to economic development.

Disaster Mitigation and Management:

- Continue to coordinate the Flood Task Force and COVID-19 Recovery Task Force, administer disaster related grant programs, and evaluate and implement new and better resiliency strategies.
- Continue implementation of federally mandated Storm Water Management Plan and facilitating public education and participation for permit compliance.
- Continue to actively participate in the BC Community Organizations Around Disasters (BCCOAD).

Grants and Grants Administration:

- Effectively manage the Hotel-Motel fund to maximize its impact by leveraging the fund with other resources.
- Aggressively pursue state, federal, and other grant funding to meet County goals and objectives.

Agriculture:

- Implement the Agriculture Economic Development Plan.
- Continue to work with the Agriculture Task Force to support and expand farming in Broome County.
- Continue participation on and provide support for the Ag and Farmland Protection Board.

Environment:

- Initiate environmental assessments of brownfield sites.
- Complete and implement Step III of the Endicott Johnson Industrial Spine BOA.
- Focus on continued sustainability projects and initiatives as a bronze certified Climate Smart Community.

GIS:

- Continue to expand the County's GIS capabilities.

Continue participation on the following Boards and Committees:

- Agriculture and Farmland Protection Board
- Agricultural Task Force
- BMTS Pedestrian and Bicycle Advisory Committee
- BMTS Planning Committee
- Broome County Chronic Disease Leadership Team
- Broome County Community Health Assessment Steering Committee
- Broome County COVID-19 Recovery Task Force

- Broome County Environmental Management Council
- Broome County Flood Task Force
- Broome Tioga Stormwater Coalition
- Communities Organizations Active in Disasters (COAD)
- Department of Public Art
- Greater Binghamton Fund Work Group
- Greenway Steering Committee
- Headwaters River Trail
- Local Emergency Planning Committee
- Long-Term Care Council
- NYS DEC Region 7 Open Space Committee
- Southern Tier 8 Regional Planning Development Board
- Susquehanna Heritage Area Commission and Advisory Board
- New York State Path Through History Local Committee

2021 Budget Highlights

Planning continues to maintain a stable budget. We will continue our focus on identifying funding opportunities for implementation of projects and programs with a focus on resilient and efficient infrastructure and operations.

Planning and Economic Development 37000007

As of
July 6,2020

<u>Title of Position</u>	<u>Grade/Unit</u>	<u>2019 Actuals</u>	<u>Current Authorized</u>	<u>2021 Requested</u>	<u>2021 Recommended</u>
<u>Full-Time Positions</u>					
Comm. Of Planning and Economic Development*	H Admin	1	1	1	1
Director of Planning	24 BAPA	1	1	1	1
GIS Administrator	24 BAPA	1	1	1	1
Chief Planner**	23 BAPA	1	1	1	1
Senior Planner	21 CSEA	2	2	2	2
Senior Environmental Planner***	21 CSEA	1	1	1	1
Planner	18 CSEA	1	1	1	1
Program Coordinator(Planning)	18 CSEA	0	1	1	1
Senior Account Clerk	9 CSEA	1	1	1	1
GIS Specialist****	20 CSEA	0	1	1	1
GIS Technician****	15 CSEA	0	1	1	1
Total Full-Time Positions		9	12	12	12
<u>Part-Time Positions</u>					
Total Part-Time Positions		0	0	0	0
Total Positions		9	12	12	12

*One position unfunded since 2016

**One position unfunded since 2016

***One position unfunded since 2011

****Two positions grant funded until 2020

REPORT:BP032

BROOME COUNTY GOVERNMENT
REVENUE AND APPROPRIATION SUMMARY BY DEPARTMENT

FUND: 1010 General Operating

DEPT: 37000000 Planning and Econ Development

Account	2019 Actuals	2020 Budget	2020 YTD Actuals As of 08/29/20	2021 Budget Requested	2021 Budget Recommended
0000002 Departmental Income					
5000189 OTHER LOCAL GOVERNMENTS	0	35,500	30,500	31,000	31,000
5000333 OTHER DEPARTMENTAL CHARGEBACK	0	45,000	0	45,000	45,000
0000002 Departmental Income Total	0	80,500	30,500	76,000	76,000
0000006 Sale of Prop and Comp for Loss					
5000513 MINOR SALES -- PLANNING	8,122	1,500	504	1,500	1,500
0000006 Sale of Prop and Comp for Loss Total	8,122	1,500	504	1,500	1,500
Rev Totals for Dept: 37000000	8,122	82,000	31,004	77,500	77,500
0000010 Personnel Service					
6001000 SALARIES FULL-TIME	378,967	547,646	322,587	534,587	534,587
0000010 Personnel Service Totals	378,967	547,646	322,587	534,587	534,587
0000040 Contractual Expenditures					
6004010 BOOKS AND SUBSCRIPTIONS	899	200	0	200	200
6004012 OFFICE SUPPLIES	2,956	2,320	784	2,320	2,320
6004100 POSTAGE AND FREIGHT	0	200	0	200	200
6004105 DUES AND MEMBERSHIPS	13,183	13,400	15,353	16,200	16,200
6004106 GENERAL OFFICE EXPENSES	153	1,000	0	1,000	1,000
6004137 ADVERTISING AND PROMOTION EXPE	410	2,000	0	2,000	2,000
6004160 MILEAGE AND PARKING-LOCAL	7	100	0	100	100
6004161 TRAVEL HOTEL AND MEALS	870	100	0	100	100
6004162 EDUCATION AND TRAINING	65	900	0	900	900
6004169 DAY TRIP MEAL REIMBURSEMENT	0	100	0	100	100
6004196 COPYING MACHINE RENTALS	995	3,044	580	3,000	3,000
6004255 CONTRACTED SERVICES	61,658	68,200	18,074	68,200	68,200
6005017 SOIL CONSERVATION SERVICE	70,970	72,970	54,728	72,970	72,970
0000040 Contractual Expenditures Totals	152,166	164,534	89,519	167,290	167,290

REPORT:BF032

BROOME COUNTY GOVERNMENT
REVENUE AND APPROPRIATION SUMMARY BY DEPARTMENT

FUND: 1010 General Operating
DEPT: 37000000 Planning and Econ Development

Account	2019 Actuals	2020 Budget	2020 YTD Actuals As of 08/29/20	2021 Budget Requested	2021 Budget Recommended
0000041 Chargeback Expenses					
6004602 INSURANCE PREMIUM CHARGEBACK	184	518	143	696	696
6004615 GASOLINE CHARGEBACK	88	750	25	625	625
6004616 FLEET SERVICE CHARGEBACK	1,128	2,368	0	2,440	2,440
0000041 Chargeback Expenses Totals	1,400	3,636	168	3,761	3,761
0000080 Employee Benefits					
6008001 STATE RETIREMENT	67,975	93,091	42,655	86,757	86,757
6008002 SOCIAL SECURITY	27,454	41,895	23,309	40,896	40,896
6008004 WORKERS COMPENSATION	1,694	4,076	1,126	3,620	3,620
6008006 LIFE INSURANCE	49	135	43	135	135
6008007 HEALTH INSURANCE	60,521	109,228	58,089	98,184	98,184
6008009 RETIREE HEALTH INSURANCE	24,967	26,425	19,798	47,999	47,999
6008010 DISABILITY INSURANCE	323	616	344	616	616
0000080 Employee Benefits Totals	182,983	275,466	145,364	278,207	278,207
0000090 Transfers					
6009002 TRANSFER TO GRANT FUND	177,017	0	0	0	0
0000090 Transfers Totals	177,017	0	0	0	0
Exp Totals for Dept: 37000000	892,533	991,282	557,638	983,845	983,845
Total for Dept: 37000000	-884,411	-909,282	-526,634	-906,345	-906,345

Solid Waste Management

Commissioner of Public Works, Parks, Recreation and Youth Services

Director of Solid Waste Management

Recycling

County-wide Recycling Programs
 Recycling Contract
 Curbside and Drop-off sites
 Education and Outreach
 Technical Assistance
 Market Research
 Pilot Projects
 Hazardous Waste Programs
 Hazardous Waste Hauler Contract
 Facility Operations
 Residential Program
 Commercial and Institutional Program
 Site Health and Safety
 Education and Outreach
 Battery Drop-off
 Medical Waste Program
 Grant Applications
 Grants
 Municipal Waste Reduction and Recycling
 Coordinator
 EPF Recycling Equipment
 Household Hazardous Waste
 State Assistance Program

Administration

Fiscal Management
 Engineering Oversight
 Planning and Development
 Landfill Design and Permitting
 Host Community Benefits
 Buffer Property Management
 Local Law Implementation
 Grant Management

Landfill

Operations
 Landfilling and Daily Cover
 Scale Revenues and Billing
 Hauler and Customer Service
 Hauler Permitting and Assistance
 Recycling and Composting
 Pallet and Mulch Processing
 Leachate Hauling
 Residential Drop-off Service
 Groundwater Monitoring
 Equipment, Building and Ground
 Maintenance
 Bird Mitigation, Illegal Dumping,
 Nuisance Control
 Contract Administration
 Leachate Treatment Facility
 Landfill Gas Management and Electrical
 Generation
 Landfill Closure and Remediation

Solid Waste Management

Mission Statement

Provide the community with an integrated program for managing solid waste in an economically sound and environmentally safe manner.

Description

Since its inception in 1989, the Division of Solid Waste Management has been responsible for County solid waste operations with the cost of operations financed by user fees.

Complying with changing state and federal regulations governing the solid waste industry, the Division of Solid Waste Management has effectively contained costs and remained economically competitive.

Landfill operations focus on maximum compaction of the waste resulting in the most effective use of airspace. Recycling goals mandated by New York State in the Solid Waste Management Act of 1988 have already been exceeded.

A solid waste management system is a critical part of Broome County's infrastructure in supporting public health, safety and welfare in the County as well as providing present and future economic development potential. Safe, environmentally sound, and stable solid waste disposal is not only critical to the residents of this county, it is essential to commercial and industrial entities that would do business in our community.

The Division of Solid Waste Management oversees:

- Implementation of the comprehensive Broome County Solid Waste Management System.
- The county material recovery programs including reduction, reuse, recycling, and composting.
- The operations and maintenance of the county sanitary landfill and solid waste disposal facilities serving the entire county are located at the intersection of the towns of Barker, Maine, and Nanticoke.
- The implementation and management of all charges and user fees imposed by the County Legislature for solid waste disposal or handling.
- The coordination of all engineering services for solid waste management operations.
- The procurement, evaluation, and selection for the Legislature's consideration such firms as necessary to provide professional services in conjunction with county solid waste management programs.
- Public education and outreach to all county residents and businesses.
- The Eco Center featuring a community giveback program and reuse of building materials to increase waste reduction and sustainability.
- Operate and maintain a permanent household hazardous waste facility to provide proper disposal of hazardous waste and electronics from residences and Conditionally Exempt Small Quantity Generators.

2021 Objectives

- Administer the solid waste management system for our community.
- Manage landfill gas collection efficiently and effectively.
- Maximize the generation of electricity from the collection of additional landfill gas.
- Increase the leaf and yard waste-composting program at the landfill and investigate food waste composting opportunities.
- Efficiently manage the hazardous waste facility.
- Manage the countywide recycling program.
- Improve the division's comprehensive health and safety programs.
- Maximize compaction techniques in the landfill to make the most efficient use of airspace.
- Match revenue with expense.
- Operate our leachate treatment facility as efficiently as possible and continue to maximize the amount of treated leachate discharging into the sewer system.
- Manage ongoing O&M of landfill, its properties, programs and functions so that
 - The facility continues to follow all applicable permits and regulations, and
 - To ensure the health and safety of the public, the environment, and all landfill employees.
- Investigate future grant opportunities.
- Continue to support and foster product stewardship efforts.
- Maintain a free bulky rigid plastics recycling drop-off program to increase waste diversion and recycling.

2021 Budget Highlights

- Maintain operations and established solid waste and recycling programs at a reasonable tip fee with no use of property tax funding.
- Continue to move forward with the landfill reclamation project.

Solid Waste Management 38010007, 38040007, 38050007

<u>Title of Position</u>	<u>Grade/Unit</u>	As of July 6, 2020			
		<u>2019 Actuals</u>	<u>Current Authorized</u>	<u>2021 Requested</u>	<u>2021 Recommended</u>
<u>Full Time Positions</u>					
Director of Solid Waste Management	27 BAPA	1	1	1	1
Materials Recovery Manager	21 CSEA	1	1	1	1
Solid Waste Management Specialist	21 CSEA	1	1	1	1
Solid and Hazardous Waste Facility Technician	19 CSEA	1	1	1	1
Sanitary Landfill Supervisor	AFSCME	1	1	1	1
Assistant Sanitary Landfill Supervisor	AFSCME	1	1	1	1
Equipment Mechanic III	AFSCME	1	1	1	1
Equipment Mechanic I	AFSCME	0	0	1	1
Laborer	AFSCME	4	4	4	4
Landfill Clerk	AFSCME	3	3	3	3
Motor Equipment Operator III *	AFSCME	8	8	8	8
Motor Equipment Operator II	AFSCME	1	1	1	1
Total Full-Time Positions		23	23	24	24
<u>Part Time Positions</u>					
None					
Total Part-Time Positions		0	0	0	0
Total Positions		23	23	24	24

* One position unfunded in 2017 to fund Assistant Sanitary Landfill Supervisor

REPORT:BP032

BROOME COUNTY GOVERNMENT
REVENUE AND APPROPRIATION SUMMARY BY DEPARTMENT

FUND: 2020 SWM Operating

DEPT: 38000000 Solid Waste Management

Account	2019 Actuals	2020 Budget	2020 YTD Actuals As of 08/29/20	2021 Budget Requested	2021 Budget Recommended
0000002 Departmental Income					
5000189 OTHER LOCAL GOVERNMENTS	25,730	25,000	9,526	25,000	25,000
5000223 TIPPING FEES	9,154,131	8,941,665	5,328,115	8,986,197	8,986,197
5000225 DISPOSAL FEES	44,040	43,000	21,753	45,000	45,000
5000426 MISCELLANEOUS	9,321	10,000	50,138	31,000	31,000
5000430 CASH/OVER SHORT	1	0	0	0	0
5000431 MISCELLANEOUS	120,346	134,553	173,819	128,750	128,750
5000440 CHARGEBACK OF SERVICES PROVIDE	164,440	12,300	65,037	14,200	14,200
0000002 Departmental Income Total	9,518,009	9,166,518	5,648,388	9,230,147	9,230,147
0000003 Use of Money					
5000451 INTEREST AND EARNINGS	142,027	65,000	28,933	35,000	35,000
0000003 Use of Money Total	142,027	65,000	28,933	35,000	35,000
0000004 Licenses and Permits					
5000481 PERMITS	21,949	22,570	21,684	23,300	23,300
0000004 Licenses and Permits Total	21,949	22,570	21,684	23,300	23,300
0000006 Sale of Prop and Comp for Loss					
5000510 SALE OF SCRAP & EXCESS MATERIA	29,758	35,861	17,624	24,550	24,550
0000006 Sale of Prop and Comp for Loss Total	29,758	35,861	17,624	24,550	24,550
0000007 Misc Interfund Revenues					
5000530 REFUNDS OF PRIOR YEARS EXPENDI	46,458	0	0	0	0
5000532 PREMIUM & ACCRUED INT ON OBLIG	123,794	0	102,464	0	0
5000534 TRANSFER FROM INSURANCE RESERV	4,795	500	0	0	0
5000540 GAIN FROM DISPOSITION OF ASSET	24,500	0	0	0	0
5000545 CREDIT CARD REBATES	288	640	215	0	0
5000551 CHANGE IN OPEB LIABILITY	1,063,744	0	0	0	0
5000570 EARNINGS ON TEMPORARY INVESTME	27,380	1,500	0	0	0
0000007 Misc Interfund Revenues Total	1,290,959	2,640	102,679	0	0
0000008 State Aid					

BROOME COUNTY GOVERNMENT
REVENUE AND APPROPRIATION SUMMARY BY DEPARTMENT

FUND: 2020 SWM Operating
DEPT: 38000000 Solid Waste Management

Account	2019 Actuals	2020 Budget	2020 YTD Actuals As of 08/29/20	2021 Budget Requested	2021 Budget Recommended
5000808 OTHER STATE AID	53,051	140,275	58,645	142,241	142,241
0000008 State Aid Total	53,051	140,275	58,645	142,241	142,241
0000009 Federal Aid					
5000952 ARRA DEBT REIMBURSEMENT	56,858	52,195	16,492	48,133	48,133
0000009 Federal Aid Total	56,858	52,195	16,492	48,133	48,133
Rev Totals for Dept: 38000000	11,112,611	9,485,059	5,894,445	9,503,371	9,503,371
0000010 Personnel Service					
6001000 SALARIES FULL-TIME	1,009,286	1,142,163	537,726	1,202,468	1,202,468
6001001 SALARIES PART-TIME	2,457	0	0	0	0
6001002 SALARIES TEMPORARY	39,135	53,225	32,556	56,798	56,798
6001003 SALARIES OVERTIME	57,156	59,090	45,999	114,989	114,989
6001004 SALARIES SHIFT DIFFERENTIAL	0	1,000	0	1,000	1,000
6001006 OUT OF TITLE PAY	14,630	23,000	7,285	25,000	25,000
6001009 OTHER PERSONNEL SERVICES	2,900	3,150	3,050	3,000	3,000
0000010 Personnel Service Totals	1,125,564	1,281,628	626,616	1,403,255	1,403,255
0000020 Equipment and Capital Outlay					
6002303 CONSTRUCTION MOTOR EQUIPMENT	0	40,000	116,134	530,000	530,000
6002709 OTHER OPERATIONAL EQUIPMENT	0	142,000	0	20,000	20,000
0000020 Equipment and Capital Outlay Totals	0	182,000	116,134	550,000	550,000
0000040 Contractual Expenditures					
6004000 MAT & SUPPLIES-SURFACE TREAT	62,069	114,000	0	177,000	177,000
6004001 MAT & SUPPLIES-SIGNS & POSTS	0	1,000	0	1,000	1,000
6004010 BOOKS AND SUBSCRIPTIONS	0	1,280	0	1,280	1,280
6004011 DUPLICATING AND PRINTING RM SU	303	1,500	612	1,500	1,500
6004012 OFFICE SUPPLIES	4,596	6,700	396	5,472	5,472
6004021 BLDG MAINTENANCE SUPPLIES	1,749	7,500	1,230	6,500	6,500

REPORT:BP032

BROOME COUNTY GOVERNMENT
REVENUE AND APPROPRIATION SUMMARY BY DEPARTMENT

FUND: 2020 SWM Operating

DEPT: 38000000 Solid Waste Management

Account	2019 Actuals	2020 Budget	2020 YTD Actuals As of 08/29/20	2021 Budget Requested	2021 Budget Recommended
6004022 FUEL AND HEATING SUPPLIES	18,158	16,500	0	17,000	17,000
6004023 BLDG AND GROUNDS SUPPLIES	3,359	3,050	1,701	2,350	2,350
6004030 FOOD AND BEVERAGES	-70	250	0	50	50
6004040 MOTOR EQUIPMENT SUPPLIES	144,526	200,000	67,978	200,000	200,000
6004041 PHOTOGRAPHIC SUPPLIES	0	100	0	100	100
6004045 TRAINING AND EDUCATIONAL SUPPL	63	1,700	1,452	1,950	1,950
6004046 GAS OIL GREASE AND DIESEL FUEL	232,566	284,200	114,281	269,540	269,540
6004047 TIRES AND TUBES	19,626	26,000	2,368	28,500	28,500
6004048 MISC OPERATIONAL SUPPLIES	70,671	126,190	31,159	93,807	93,807
6004049 LEACHATE SUPPLIES	99,783	83,300	46,794	115,300	115,300
6004052 UNIFORMS	331	2,500	151	1,500	1,500
6004054 SAFETY SUPPLIES	6,073	6,600	3,459	7,900	7,900
6004055 COMPUTER SOFTWARE AND SUPPLIES	19,770	4,000	0	68,414	68,414
6004100 POSTAGE AND FREIGHT	150	1,050	128	950	950
6004105 DUES AND MEMBERSHIPS	959	1,346	368	1,976	1,976
6004112 BLDG GROUNDS AND EQUIP REPAIR	16,330	20,200	1,893	16,500	16,500
6004113 WATER AND SEWAGE CHARGES	24,490	281,600	8,852	283,980	283,980
6004115 ELECTRIC CURRENT	34,791	29,700	18,878	34,800	34,800
6004117 BUILDING AND GROUNDS EXPENSES	6,181	6,600	3,134	8,600	8,600
6004121 LAUNDRY AND DRY CLEANING EXPEN	4,149	3,500	1,307	3,300	3,300
6004130 MOTOR EQUIP REPAIRS AND MAINT	6,363	55,000	78,796	55,000	55,000
6004135 LONG TERM MAINT & CLOSURE COST	123,391	500,000	0	500,000	500,000
6004136 OPERATIONAL EQUIPMENT REPAIRS	1,960	10,000	890	10,000	10,000
6004137 ADVERTISING AND PROMOTION EXPE	38,851	32,000	12,639	32,300	32,300
6004138 OTHER OPERATIONAL EXPENSES	278,266	207,600	51,873	261,300	261,300
6004146 SUBCONTRACTED PROGRAM EXPENSE	654,963	542,142	386,121	645,035	645,035
6004147 OTHER PROGRAM EXPENSE	101,005	918,075	347,713	239,405	239,405
6004160 MILEAGE AND PARKING-LOCAL	6	125	0	125	125
6004161 TRAVEL HOTEL AND MEALS	1,525	4,723	140	4,808	4,808
6004162 EDUCATION AND TRAINING	2,535	4,360	134	6,205	6,205
6004168 OTHER PERSONNEL EXPENSES	962	300	0	425	425
6004191 OUTSIDE RENTALS-MACHINERY	0	200,000	0	50,000	50,000
6004196 COPYING MACHINE RENTALS	1,624	1,836	1,394	1,950	1,950
6004200 PROPERTY LOSS	2,050	0	0	0	0
6004203 INSURANCE CLAIMS	2,745	0	0	0	0
6004504 OTHER FINANCIAL SERVICES	5,519	3,406	1,063	5,000	5,000
6004580 BAD DEBT EXPENSE	-37,832	0	0	0	0
6004593 OTHER GOVERNMENTS PAYMENTS	1,101,295	877,828	664,850	965,986	965,986
0000040 Contractual Expenditures Totals	3,055,851	4,587,761	1,851,754	4,126,808	4,126,808

0000041 Chargeback Expenses

BROOME COUNTY GOVERNMENT
REVENUE AND APPROPRIATION SUMMARY BY DEPARTMENT

FUND: 2020 SWM Operating
DEPT: 38000000 Solid Waste Management

Account	2019 Actuals	2020 Budget	2020 YTD Actuals As of 08/29/20	2021 Budget Requested	2021 Budget Recommended
6004601 INDIRECT COSTS	207,845	189,472	0	139,289	139,289
6004602 INSURANCE PREMIUM CHARGEBACK	3,108	2,601	1,301	4,741	4,741
6004604 DPW SECURITY CHARGEBACKS	3,367	2,680	1,860	3,720	3,720
6004605 COUNTY ATTORNEY CHARGEBACKS	52,973	53,900	26,163	53,900	53,900
6004606 TELEPHONE BILLING ACCOUNT	12,277	9,758	6,336	11,345	11,345
6004609 DATA PROCESSING CHARGEBACKS	49,605	55,494	27,747	60,272	60,272
6004610 PERSONNEL SERVICES CHARGEBACKS	64,881	67,474	0	68,100	68,100
6004614 OTHER CHARGEBACK EXPENSES	258	427	47	608	608
6004615 GASOLINE CHARGEBACK	451	750	78	625	625
6004616 FLEET SERVICE CHARGEBACK	2,256	2,368	0	2,440	2,440
6004617 DUPLICATING/PRINTING CHARGEBACK	1,705	1,100	631	1,908	1,908
6004618 OFFICE SUPPLIES CHARGEBACK	1,955	1,442	874	2,849	2,849
6004619 BUILDING SERVICE CHARGEBACK	332	5,000	104	5,000	5,000
0000041 Chargeback Expenses Totals	401,013	392,466	65,141	354,797	354,797
0000042 Depreciation					
6004801 DEPRECIATION - BUILDINGS	17,701	0	0	0	0
6004803 DEPRECIATION - IMPROV O/T BLDG	2,563,858	0	0	0	0
6004804 DEPRECIATION - MOTOR VEHICLES	246,553	0	0	0	0
6004805 DEPRECIATION - MACHINERY & EQ	59,412	0	5,394	0	0
0000042 Depreciation Totals	2,887,524	0	5,394	0	0
0000060 Principal on Indebtedness					
6006000 PRINCIPAL ON SERIAL BONDS	0	862,525	0	1,228,226	1,228,226
6006001 PRINCIPAL ON BANS	0	819,519	0	433,407	433,407
0000060 Principal on Indebtedness Totals	0	1,682,044	0	1,661,633	1,661,633
0000070 Interest on Indebtedness					
6007000 INTEREST ON SERIAL BONDS	384,928	330,494	107,341	500,958	500,958
6007001 INTEREST ON BANS	207,467	364,025	118,816	211,320	211,320
0000070 Interest on Indebtedness Totals	592,395	694,519	226,157	712,278	712,278
0000080 Employee Benefits					
6008001 STATE RETIREMENT	22,407	198,454	94,281	186,661	186,661
6008002 SOCIAL SECURITY	81,580	98,407	45,100	91,763	91,763

REPORT:BP032

BROOME COUNTY GOVERNMENT
REVENUE AND APPROPRIATION SUMMARY BY DEPARTMENT

FUND: 2020 SWM Operating

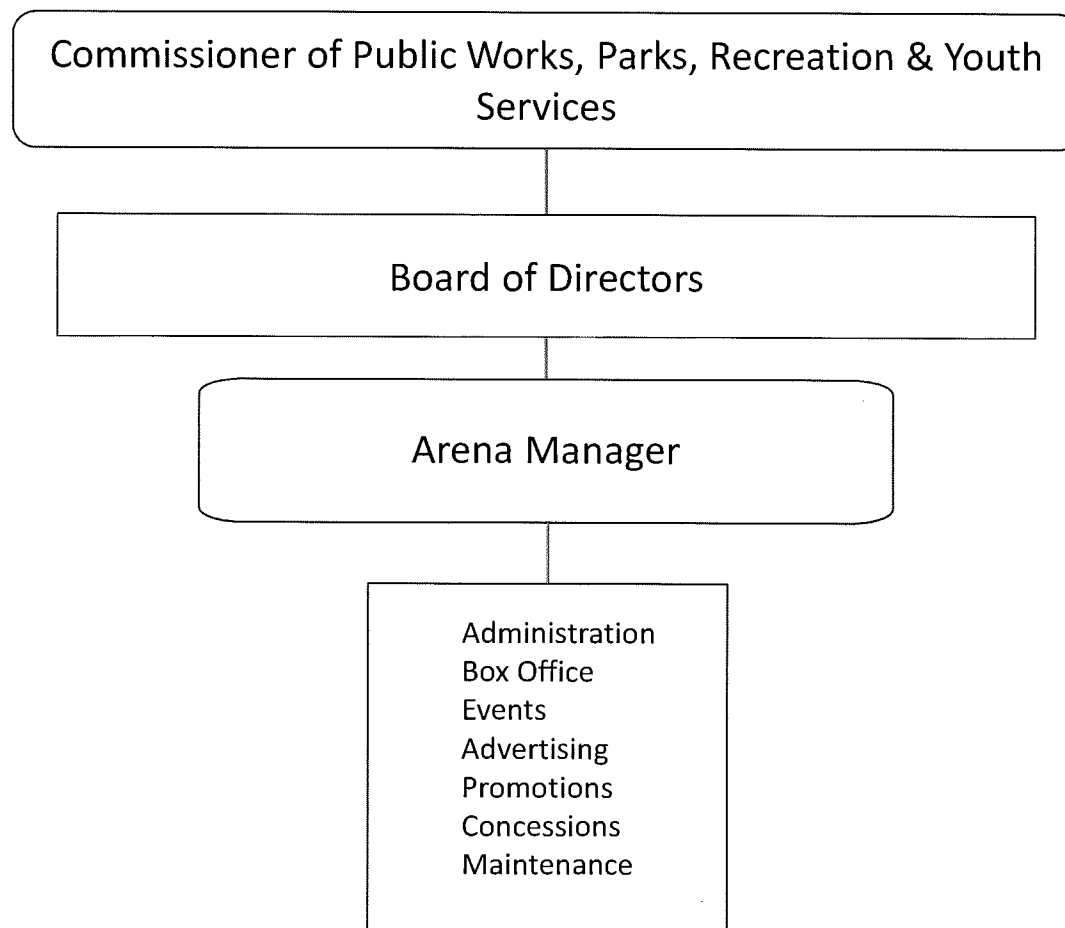
DEPT: 38000000 Solid Waste Management

Account	2019 Actuals	2020 Budget	2020 YTD Actuals As of 08/29/20	2021 Budget Requested	2021 Budget Recommended
6008004 WORKERS COMPENSATION	26,336	27,782	13,892	35,542	35,542
6008005 WORKERS COMP LT LIABILITY	40,954	0	0	0	0
6008006 LIFE INSURANCE	157	330	105	345	345
6008007 HEALTH INSURANCE	197,189	215,927	125,314	224,313	224,313
6008008 CHANGE IN OPEB LIABILITY	752,038	0	0	0	0
6008009 RETIREE HEALTH INSURANCE	117,549	123,426	100,056	155,712	155,712
6008010 DISABILITY INSURANCE	174	269	144	264	264
6008015 PENSION EXPENSE	187,727	0	0	0	0
0000080 Employee Benefits Totals	1,426,111	664,595	378,892	694,600	694,600
Exp Totals for Dept: 38000000	9,488,458	9,485,013	3,270,088	9,503,371	9,503,371
Total for Dept: 38000000	1,624,153	46	2,624,357	0	0

Culture and Recreation

<u>Department/Division</u>	<u>Page</u>
Broome County Veterans' Memorial Arena	378
Forum Performing Arts Theater	384
En-Joie Golf Course	389
Parks, Recreation and Youth Services	
Administration	395
Recreation	402
Parks	406
County Library	411

Broome County Veterans Memorial Arena



Department of Public Works
Broome County Veterans Memorial Arena

Mission Statement

To provide diversified entertainment to the community and surrounding areas with the maximum possible safety, efficiency and revenue.

Description

The Broome County Veterans Memorial Arena is accounted for as a special revenue fund.

Located conveniently in downtown Binghamton, home of the AHL Binghamton Devils, the Broome County Veterans Memorial Arena continues to bring quality entertainment to Binghamton, NY. Aside from professional and scholastic sports, the Arena is also host to an array of other events, including concerts, family shows, ice shows, and trade shows. With its versatile seating of 4,910 permanent seats and 2,000 portable seats, the Arena truly is the area's premier multi-purpose venue.

2021 Objectives

- Continue our partnership with the American Hockey League Binghamton Devils
- Improve concession operations to better suit fan experience
- Increase the number of non-hockey events
- Continue to provide a facility for community/scholastic events
- Capital improvement request to reflect our need for additional professional equipment/facilities for a more diversified use of the facility

- Reduce utility costs through mechanical system and control upgrades
- Bring the facility and staff into compliance with current state and federal code requirements
- Renewed focus on preventative maintenance and system repairs to reduce system down time and emergency repair costs
- Continue to upgrade and improve the facility using state and federal grants when available

2021 Budget Highlights

- Increased rental and fee revenue from non-hockey events
- Increased cost of staff due to minimum wage increase
- Increased county support due to lower revenue forecasts resulting from hockey attendance
- Increased cost to service mechanical systems in order to prevent major failures during events

39010008 Broome County Veterans' Memorial Arena		As of July 6, 2020			
<u>Title of Position</u>	<u>Grade/Unit</u>	<u>2019 Actuals</u>	<u>Current Authorized</u>	<u>2021 Requested</u>	<u>2021 Recommended</u>
<u>Full-Time Positions</u>					
Arena Manager	E Admin	1	1	1	1
Assistant Arena Manager	16 CSEA	1	1	1	1
Secretary	13 CSEA	1	1	1	1
Box Office Manager	19 BAPA	1	1	1	1
Assistant Box Office Manager	11 BAPA	1	1	1	1
Total Full-Time Positions		5	5	5	5
<u>Part-Time Positions</u>					
Custodial Worker	6 CSEA	2	2	2	2
Total Part-Time Positions		2	2	2	2
Total Positions		7	7	7	7

BROOME COUNTY GOVERNMENT
REVENUE AND APPROPRIATION SUMMARY BY DEPARTMENT

FUND: 3110 Arena Operating
DEPT: 39000000 Arena

Account	2019 Actuals	2020 Budget	2020 YTD Actuals As of 08/29/20	2021 Budget Requested	2021 Budget Recommended
0000002 Departmental Income					
5000177 RENTALS & FEES	237,077	320,000	124,260	290,000	290,000
5000178 CONCESSIONS	57,789	75,000	16,771	65,000	65,000
5000179 CHARGES FOR SERVICES	9,550	11,000	3,200	11,000	11,000
5000180 CHARGES FOR EVENT STAFF	41,172	50,000	19,057	45,000	45,000
5000333 OTHER DEPARTMENTAL CHARGEBACK	40,000	30,000	30,000	20,000	20,000
0000002 Departmental Income Total	385,588	486,000	193,288	431,000	431,000
0000003 Use of Money					
5000451 INTEREST AND EARNINGS	2,351	1,750	899	1,200	1,200
5000471 COMMISSIONS	126,402	120,000	41,795	130,000	130,000
5000472 ADVERTISING	93,242	93,174	0	100,000	100,000
0000003 Use of Money Total	221,995	214,924	42,694	231,200	231,200
0000007 Misc Interfund Revenues					
5000545 CREDIT CARD REBATES	86	50	87	50	50
5000562 TRANSFER FROM GENERAL FUND	1,125,235	835,911	835,911	996,533	996,533
5000563 TRANSFER FROM CAPITAL FUND	1,066	0	0	0	0
5000569 TRANSFER - DEBT SERVICE FUND	151,812	102,000	92,395	68,100	68,100
0000007 Misc Interfund Revenues Total	1,278,199	937,961	928,393	1,064,683	1,064,683
0000009 Federal Aid					
5000952 ARRA DEBT REIMBURSEMENT	10,648	9,775	5,341	9,014	9,014
0000009 Federal Aid Total	10,648	9,775	5,341	9,014	9,014
Rev Totals for Dept: 39000000	1,896,430	1,648,660	1,169,716	1,735,897	1,735,897
0000010 Personnel Service					
6001000 SALARIES FULL-TIME	278,756	290,040	165,777	290,627	290,627
6001001 SALARIES PART-TIME	53,814	53,384	35,746	56,064	56,064
6001002 SALARIES TEMPORARY	201,770	230,005	104,010	246,350	246,350

REPORT:BP032

BROOME COUNTY GOVERNMENT
REVENUE AND APPROPRIATION SUMMARY BY DEPARTMENT

FUND: 3110 Arena Operating

DEPT: 39000000 Arena

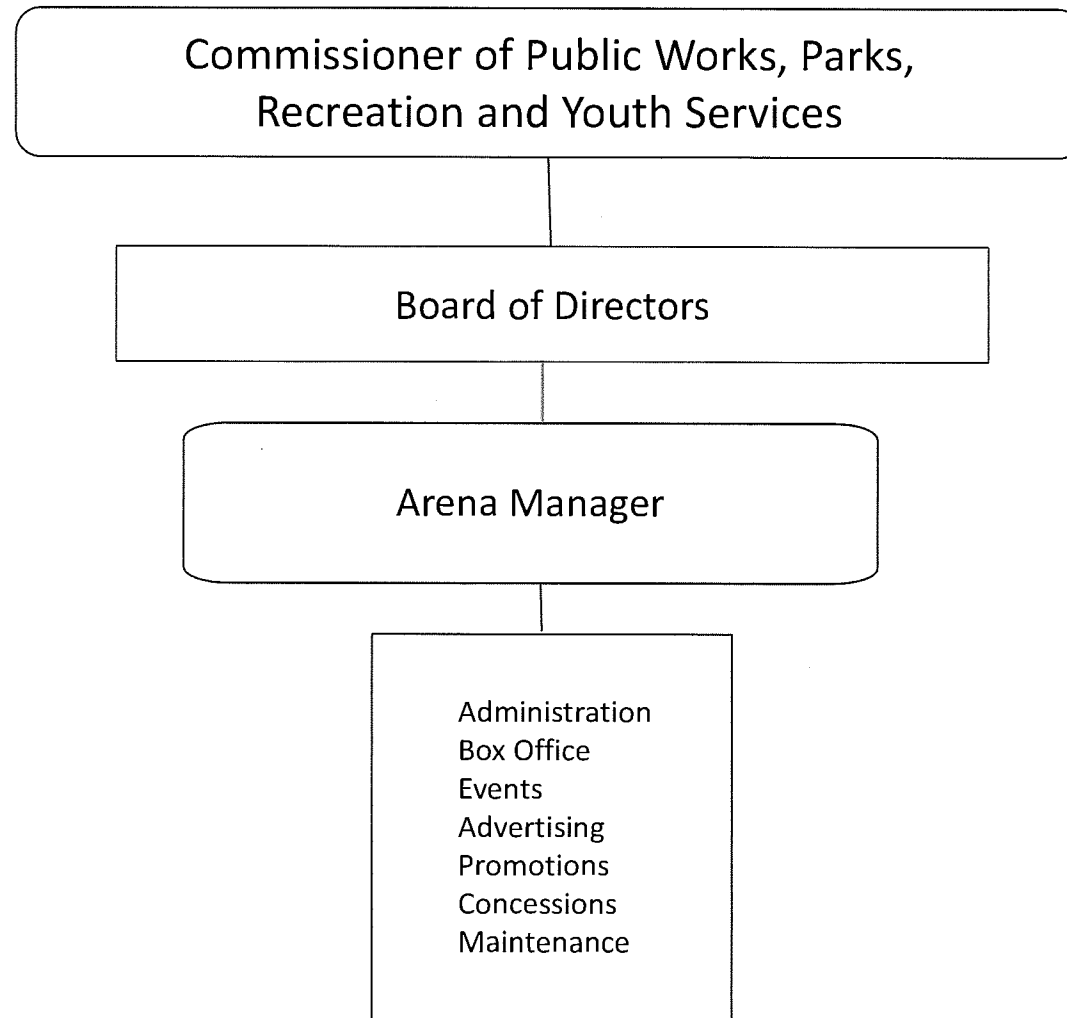
Account	2019 Actuals	2020 Budget	2020 YTD Actuals As of 08/29/20	2021 Budget Requested	2021 Budget Recommended
6001003 SALARIES OVERTIME	1,265	2,000	1,603	2,750	2,750
6001004 SALARIES SHIFT DIFFERENTIAL	2,027	2,750	721	2,750	2,750
6001009 OTHER PERSONNEL SERVICES	200	200	0	200	200
0000010 Personnel Service Totals	537,832	578,379	307,857	598,741	598,741
0000040 Contractual Expenditures					
6004010 BOOKS AND SUBSCRIPTIONS	1,201	500	852	500	500
6004012 OFFICE SUPPLIES	2,325	1,500	813	2,500	2,500
6004021 BLDG MAINTENANCE SUPPLIES	7,906	11,000	7,645	10,000	10,000
6004022 FUEL AND HEATING SUPPLIES	48,984	55,000	27,238	50,000	50,000
6004023 BLDG AND GROUNDS SUPPLIES	60,439	40,000	34,238	50,000	50,000
6004040 MOTOR EQUIPMENT SUPPLIES	0	250	0	0	0
6004046 GAS OIL GREASE AND DIESEL FUEL	0	100	0	0	0
6004052 UNIFORMS	4,268	1,500	0	2,000	2,000
6004056 COMPUTER EQUIPMENT (NON CAPITAL)	0	0	478	0	0
6004105 DUES AND MEMBERSHIPS	2,082	1,100	1,128	2,000	2,000
6004112 BLDG GROUNDS AND EQUIP REPAIR	27,472	25,000	17,972	30,000	30,000
6004113 WATER AND SEWAGE CHARGES	31,225	38,000	18,638	42,000	42,000
6004114 HEATING AND AIR COND PLANT EXP	21,538	40,000	4,258	35,000	35,000
6004115 ELECTRIC CURRENT	151,263	240,000	134,559	230,000	230,000
6004117 BUILDING AND GROUNDS EXPENSES	81,431	70,000	46,131	75,000	75,000
6004121 LAUNDRY AND DRY CLEANING EXPEN	139	0	146	0	0
6004130 MOTOR EQUIP REPAIRS AND MAINT	40	1,000	0	1,000	1,000
6004133 UNIFORM AND CLOTHING ALLOWANCE	998	1,000	134	1,000	1,000
6004137 ADVERTISING AND PROMOTION EXPE	5,748	2,500	3,261	2,500	2,500
6004162 EDUCATION AND TRAINING	200	500	0	500	500
6004196 COPYING MACHINE RENTALS	713	1,560	1,510	2,500	2,500
6004504 OTHER FINANCIAL SERVICES	739	638	345	532	532
0000040 Contractual Expenditures Totals	448,711	531,148	299,346	537,032	537,032
0000041 Chargeback Expenses					
6004602 INSURANCE PREMIUM CHARGEBACK	196,996	124,650	62,325	118,314	118,314
6004615 GASOLINE CHARGEBACK	670	1,200	268	1,000	1,000
6004616 FLEET SERVICE CHARGEBACK	0	2,368	0	2,440	2,440
6004634 Indirect Costs - Excess of Bud	200,187	0	0	0	0
0000041 Chargeback Expenses Totals	397,853	128,218	62,593	121,754	121,754

BROOME COUNTY GOVERNMENT
 REVENUE AND APPROPRIATION SUMMARY BY DEPARTMENT

FUND: 3110 Arena Operating
 DEPT: 39000000 Arena

Account	2019 Actuals	2020 Budget	2020 YTD Actuals As of 08/29/20	2021 Budget Requested	2021 Budget Recommended
0000060 Principal on Indebtedness					
6006000 PRINCIPAL ON SERIAL BONDS	120,438	130,815	130,815	134,588	134,588
6006001 PRINCIPAL ON BANS	94,716	36,133	36,133	83,882	83,882
6006008 PRINCIPAL ON CAPITAL LEASE	1,244	0	0	0	0
0000060 Principal on Indebtedness Totals	216,398	166,948	166,948	218,470	218,470
0000070 Interest on Indebtedness					
6007000 INTEREST ON SERIAL BONDS	58,317	48,390	25,688	42,819	42,819
6007001 INTEREST ON BANS	27,736	5,808	5,794	11,082	11,082
6007005 INTEREST ON CAPITAL LEASE	136	0	0	0	0
0000070 Interest on Indebtedness Totals	86,189	54,198	31,482	53,901	53,901
0000080 Employee Benefits					
6008001 STATE RETIREMENT	59,602	79,102	31,340	83,449	83,449
6008002 SOCIAL SECURITY	39,890	44,246	22,822	45,904	45,904
6008004 WORKERS COMPENSATION	2,930	3,124	1,562	3,020	3,020
6008006 LIFE INSURANCE	56	105	35	105	105
6008007 HEALTH INSURANCE	29,395	29,668	15,758	37,506	37,506
6008009 RETIREE HEALTH INSURANCE	27,551	30,172	20,114	31,663	31,663
6008010 DISABILITY INSURANCE	316	352	174	352	352
6008011 UNEMPLOYMENT INSURANCE	0	3,000	16,142	4,000	4,000
6008013 HEALTH INS - RETIRE INCENTIVE	1,200	0	0	0	0
0000080 Employee Benefits Totals	160,940	189,769	107,947	205,999	205,999
Exp Totals for Dept: 39000000	1,847,923	1,648,660	976,173	1,735,897	1,735,897
Total for Dept: 39000000	48,507	0	193,543	0	0

Forum (Performing Arts Theatre)



**Department of Public Works
Forum (Performing Arts Theater)**

Mission Statement

To provide diversified arts entertainment to Broome County and surrounding areas as safely, efficiently, and cost effective as possible.

Description

The Historically Registered Forum Theatre is home to the Binghamton Philharmonic, Tri-Cities Opera, Broadway Theatre League, Binghamton Theater Organ Society and various dance groups. Located in historic Downtown Binghamton, this restored vaudeville house provides an intimate setting for these Broome County arts groups as well as other touring concerts and family shows. Built in 1919 with a seating capacity of 1,527, the Forum Theatre remains a central cultural facility for the region.

2021 Objectives

- Maintain a best-in-class performing arts theater
- Continue to market the Forum for various shows/concerts
- Complete yearly facility inspections
- Address equipment repairs and replacement
- Identify needed upgrades and improvements to the facility and develop a plan to complete the projects

2021 Budget Highlights

- Continued marketing revenue through membership in the Fair Game Partnership
- Required code and security improvements as identified
- Maintenance and replacement of equipment reaching the end of its useful life
- Reducing county support from previous year

42010008

Forum Performing Arts Theatre

<u>Title of Position</u>	<u>Grade/Unit</u>	2019 <u>Actuals</u>	As of July 7, 2020 Current <u>Authorized</u>	2021 <u>Requested</u>	2021 <u>Recommended</u>
<u>Full-Time Positions</u>					
Forum Maintenance Supervisor	16 CSEA	1	1	1	1
Total Full-Time Positions		1	1	1	1
<u>Part-Time Positions</u>					
None					
Total Part-Time Positions		0	0	0	0
Total Positions		1	1	1	1

REPORT:BP032

BROOME COUNTY GOVERNMENT
REVENUE AND APPROPRIATION SUMMARY BY DEPARTMENT

FUND: 1010 General Operating
DEPT: 42000000 Forum

Account	2019 Actuals	2020 Budget	2020 YTD Actuals As of 08/29/20	2021 Budget Requested	2021 Budget Recommended
0000002 Departmental Income					
5000177 RENTALS & FEES	61,053	60,000	16,140	62,000	62,000
5000178 CONCESSIONS	15,236	20,000	3,691	17,500	17,500
5000179 CHARGES FOR SERVICES	12,425	12,000	2,800	12,500	12,500
5000180 CHARGES FOR EVENT STAFF	28,522	23,000	6,090	30,000	30,000
0000002 Departmental Income Total	117,236	115,000	28,721	122,000	122,000
0000003 Use of Money					
5000472 ADVERTISING	14,197	18,174	10,219	10,000	10,000
0000003 Use of Money Total	14,197	18,174	10,219	10,000	10,000
0000007 Misc Interfund Revenues					
5000534 TRANSFER FROM INSURANCE RESERV	0	9,876	9,876	0	0
5000561 TRANSFER FROM RESERVE FUND	0	32,805	32,805	31,940	31,940
0000007 Misc Interfund Revenues Total	0	42,681	42,681	31,940	31,940
Rev Totals for Dept: 42000000	131,433	175,855	81,621	163,940	163,940
0000010 Personnel Service					
6001000 SALARIES FULL-TIME	33,140	41,712	26,825	43,265	43,265
6001003 SALARIES OVERTIME	467	1,000	204	1,000	1,000
6001004 SALARIES SHIFT DIFFERENTIAL	244	250	0	275	275
6001009 OTHER PERSONNEL SERVICES	200	200	0	200	200
0000010 Personnel Service Totals	34,051	43,162	27,029	44,740	44,740
0000040 Contractual Expenditures					
6004010 BOOKS AND SUBSCRIPTIONS	0	400	0	200	200
6004012 OFFICE SUPPLIES	402	250	47	400	400
6004021 BLDG MAINTENANCE SUPPLIES	1,091	8,500	0	4,000	4,000
6004022 FUEL AND HEATING SUPPLIES	17,785	22,000	11,974	20,000	20,000
6004023 BLDG AND GROUNDS SUPPLIES	19,844	9,000	3,900	15,000	15,000

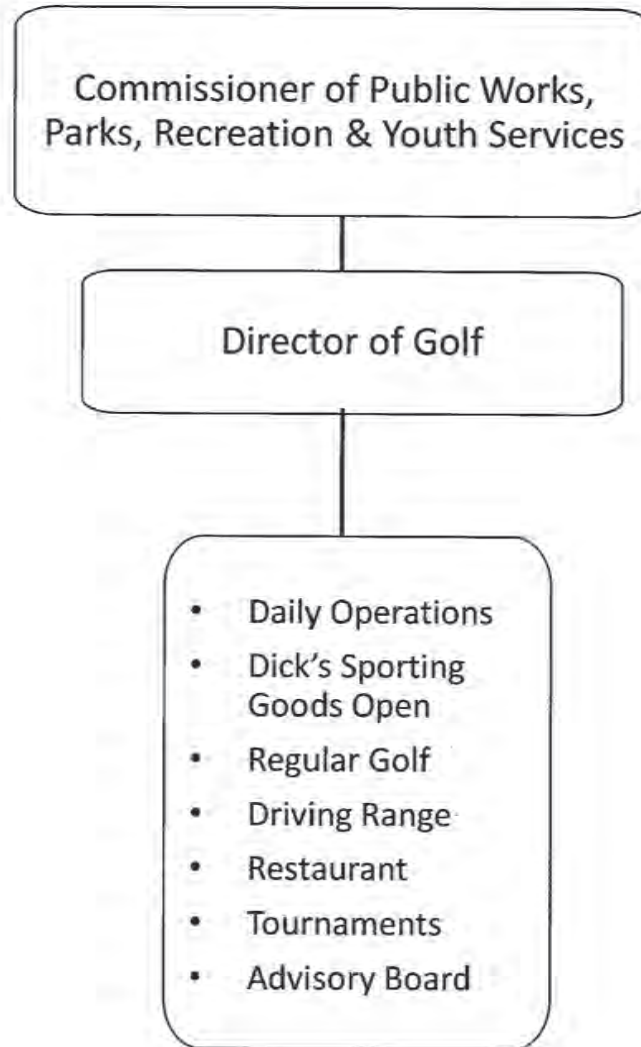
REPORT:BP032

BROOME COUNTY GOVERNMENT
REVENUE AND APPROPRIATION SUMMARY BY DEPARTMENT

FUND: 1010 General Operating
DEPT: 42000000 Forum

Account	2019 Actuals	2020 Budget	2020 YTD Actuals As of 08/29/20	2021 Budget Requested	2021 Budget Recommended
6004056 COMPUTER EQUIPMENT (NON CAPITAL	0	0	943	0	0
6004112 BLDG GROUNDS AND EQUIP REPAIR	976	10,000	3,328	4,000	4,000
6004113 WATER AND SEWAGE CHARGES	2,502	3,000	1,662	3,500	3,500
6004114 HEATING AND AIR COND PLANT EXP	12,306	5,500	1,869	10,000	10,000
6004115 ELECTRIC CURRENT	27,040	27,000	13,479	30,000	30,000
6004117 BUILDING AND GROUNDS EXPENSES	3,637	10,000	4,157	6,000	6,000
6004133 UNIFORM AND CLOTHING ALLOWANCE	0	250	0	250	250
6004137 ADVERTISING AND PROMOTION EXPE	499	500	0	500	500
6004138 OTHER OPERATIONAL EXPENSES	0	500	0	0	0
6004162 EDUCATION AND TRAINING	0	0	40	0	0
6004200 PROPERTY LOSS	0	9,876	9,876	0	0
0000040 Contractual Expenditures Totals	86,082	106,776	51,275	93,850	93,850
0000041 Chargeback Expenses					
6004602 INSURANCE PREMIUM CHARGEBACK	2,582	2,319	1,160	3,192	3,192
0000041 Chargeback Expenses Totals	2,582	2,319	1,160	3,192	3,192
0000080 Employee Benefits					
6008001 STATE RETIREMENT	4,093	5,917	2,430	4,931	4,931
6008002 SOCIAL SECURITY	2,582	3,302	1,973	3,423	3,423
6008006 LIFE INSURANCE	7	15	5	15	15
6008007 HEALTH INSURANCE	785	6,554	3,277	5,643	5,643
6008009 RETIREE HEALTH INSURANCE	6,402	6,722	4,481	7,058	7,058
6008010 DISABILITY INSURANCE	10	88	56	88	88
6008011 UNEMPLOYMENT INSURANCE	0	1,000	0	1,000	1,000
0000080 Employee Benefits Totals	13,879	23,598	12,222	22,158	22,158
Exp Totals for Dept: 42000000	136,594	175,855	91,686	163,940	163,940
Total for Dept: 42000000	-5,161	0	-10,065	0	0

En-Joie Golf Course



En-Joie Golf Course

Mission Statement

The En-Joie Golf Club is in business to provide its members and patrons with a very high-quality golfing experience.

Description

En-Joie Golf Club is a championship golf course nestled along the Susquehanna River in Endicott. En-Joie has been the focal point of golf in the Southern Tier and has a storied history within the golf community.

The golf course features 50 sand bunkers, numerous water hazards, bent grass greens and narrow tree-lined fairways that are sure to challenge any golfer. The facility includes an off-site practice driving range, large putting green, full-service snack bar and grill room, men's and women's locker rooms, and a professionally run golf shop.

En-Joie offers annual membership and is also open to the public. The golf course is typically open from early-April through late-November based upon weather.

The golf course hosts an annual event on the PGA Tour of Champions, the Dick's Sporting Goods Open, which draws visitors to the area and viewers from all over the country.

2021 Objectives

- Provide an extremely relaxing and enjoyable environment for the game of golf to be played at.
- Promote the game of golf within the community.
- Provide superior customer service to all members and guests.
- Provide innovative and technically sound golf instruction.
- Offer new and appealing merchandise for sale to the public.
- Maintain the best conditioned and manicured championship golf course in the County.
- Host member, charity, corporate, and municipal outings.
- Continually improving goodwill and faith within the surrounding community by providing an impressive golf course available to the citizens of Broome County and the region.

Public Works, Parks, Recreation and Youth Services (41010008)
 En-Joie Golf Course

As of
 July 6,2020

<u>Title of Position</u>	<u>Grade/Unit</u>	<u>2019 Actuals</u>	<u>Current Authorized</u>	<u>2021 Requested</u>	<u>2021 Recommended</u>
<u>Full-Time Positions</u>					
Director of Golf	NA	1	1	1	1
Superintendent of Golf	NA	1	1	1	1
Asst Superintendent of Golf	NA	1	1	1	1
Golf Course Mechanic	NA	1	1	1	1
Total Full-Time Positions		4	4	4	4
<u>Part-time Positions</u>					
None					
Total Part-Time Positions		0	0	0	0
Total Positions		4	4	4	4

REPORT:BP032

BROOME COUNTY GOVERNMENT
REVENUE AND APPROPRIATION SUMMARY BY DEPARTMENT

FUND: 3140 EnJoie Operating

DEPT: 41000000 En Joie Golf Course

Account	2019 Actuals	2020 Budget	2020 YTD Actuals As of 08/29/20	2021 Budget Requested	2021 Budget Recommended
0000002 Departmental Income					
5000234 DRIVING RANGE FEES	45,949	43,000	20,681	48,000	48,000
5000235 GREENS FEES	444,281	438,000	286,047	438,000	438,000
5000236 ANNUAL MEMBERSHIP	240,202	238,000	236,629	238,000	238,000
5000237 GOLF CART RENTALS	165,744	158,000	108,139	158,000	158,000
5000426 MISCELLANEOUS	5,294	4,500	36,938	8,500	8,500
5000434 MERCHANDISE SALES	69,660	71,000	34,438	70,000	70,000
0000002 Departmental Income Total	971,130	952,500	722,872	960,500	960,500
0000003 Use of Money					
5000451 INTEREST AND EARNINGS	86	0	76	0	0
5000465 TOURNAMENT RENTALS	53,948	126,000	0	128,000	128,000
5000467 RESTAURANT RENTAL	7,675	10,500	3,625	10,500	10,500
0000003 Use of Money Total	61,709	136,500	3,701	138,500	138,500
0000007 Misc Interfund Revenues					
5000562 TRANSFER FROM GENERAL FUND	36,708	19,008	19,008	37,239	37,239
5000563 TRANSFER FROM CAPITAL FUND	13	0	0	0	0
5000569 TRANSFER - DEBT SERVICE FUND	4,374	2,375	2,757	3,090	3,090
0000007 Misc Interfund Revenues Total	41,095	21,383	21,765	40,329	40,329
0000009 Federal Aid					
5000952 ARRA DEBT REIMBURSEMENT	957	878	480	809	809
5000990 FEMA REVENUE	40,691	0	0	0	0
0000009 Federal Aid Total	41,648	878	480	809	809
Rev Totals for Dept: 41000000	1,115,582	1,111,261	748,818	1,140,138	1,140,138
0000010 Personnel Service					
6001000 SALARIES FULL-TIME	186,610	202,460	129,648	203,173	203,173
6001002 SALARIES TEMPORARY	275,928	291,000	103,931	305,000	305,000

BROOME COUNTY GOVERNMENT
REVENUE AND APPROPRIATION SUMMARY BY DEPARTMENT

FUND: 3140 EnJoie Operating
DEPT: 41000000 En Joie Golf Course

Account	2019 Actuals	2020 Budget	2020 YTD Actuals As of 08/29/20	2021 Budget Requested	2021 Budget Recommended
0000010 Personnel Service Totals	462,538	493,460	233,579	508,173	508,173
0000020 Equipment and Capital Outlay					
6002700 KITCHEN AND DINING ROOM EQUIPM	0	22,000	22,000	0	0
0000020 Equipment and Capital Outlay Totals	0	22,000	22,000	0	0
0000040 Contractual Expenditures					
6004000 MAT & SUPPLIES-SURFACE TREAT	669	0	0	0	0
6004012 OFFICE SUPPLIES	349	500	505	500	500
6004021 BLDG MAINTENANCE SUPPLIES	0	3,000	84	2,500	2,500
6004022 FUEL AND HEATING SUPPLIES	7,521	7,000	5,526	7,500	7,500
6004023 BLDG AND GROUNDS SUPPLIES	48,907	62,000	45,170	64,000	64,000
6004040 MOTOR EQUIPMENT SUPPLIES	6,861	10,000	4,319	10,000	10,000
6004046 GAS OIL GREASE AND DIESEL FUEL	13,265	16,000	7,137	16,000	16,000
6004047 TIRES AND TUBES	545	1,000	1,204	1,000	1,000
6004048 MISC OPERATIONAL SUPPLIES	26,469	18,000	4,515	20,000	20,000
6004053 RECREATIONAL AND ACTIVITY SUPP	44,523	44,000	28,934	44,000	44,000
6004054 SAFETY SUPPLIES	0	200	0	200	200
6004100 POSTAGE AND FREIGHT	0	50	0	50	50
6004101 TELEPHONE	0	50	0	0	0
6004105 DUES AND MEMBERSHIPS	3,436	3,500	6,131	4,000	4,000
6004112 BLDG GROUNDS AND EQUIP REPAIR	0	2,000	479	2,000	2,000
6004113 WATER AND SEWAGE CHARGES	15,683	21,000	8,070	20,000	20,000
6004115 ELECTRIC CURRENT	33,544	40,000	23,359	38,000	38,000
6004117 BUILDING AND GROUNDS EXPENSES	19,059	16,000	11,881	16,000	16,000
6004130 MOTOR EQUIP REPAIRS AND MAINT	1,495	2,000	774	2,000	2,000
6004137 ADVERTISING AND PROMOTION EXPE	9,962	12,000	2,615	12,000	12,000
6004138 OTHER OPERATIONAL EXPENSES	2,506	6,000	130	4,000	4,000
6004162 EDUCATION AND TRAINING	450	0	0	0	0
6004190 COUNTY RENTALS-MACHINERY	76,864	84,000	85,774	105,000	105,000
6004191 OUTSIDE RENTALS-MACHINERY	25,556	0	-175	0	0
6004192 SOFTWARE MAINTENANCE	0	1,750	300	3,550	3,550
6004504 OTHER FINANCIAL SERVICES	13,787	12,076	8,754	15,048	15,048
0000040 Contractual Expenditures Totals	351,451	362,126	245,486	387,348	387,348
0000041 Chargeback Expenses					
6004602 INSURANCE PREMIUM CHARGEBACK	22,944	14,995	7,498	14,573	14,573

REPORT:BP032

BROOME COUNTY GOVERNMENT
REVENUE AND APPROPRIATION SUMMARY BY DEPARTMENT

FUND: 3140 EnJoie Operating

DEPT: 41000000 En Joie Golf Course

Account	2019 Actuals	2020 Budget	2020 YTD Actuals As of 08/29/20	2021 Budget Requested	2021 Budget Recommended
6004609 DATA PROCESSING CHARGEBACKS	18,718	27,884	13,942	25,261	25,261
6004614 OTHER CHARGEBACK EXPENSES	24	56	0	18	18
6004615 GASOLINE CHARGEBACK	0	0	0	1,250	1,250
6004616 FLEET SERVICE CHARGEBACK	0	0	0	2,440	2,440
6004617 DUPLICATING/PRINTING CHARGEBAC	112	56	19	98	98
6004618 OFFICE SUPPLIES CHARGEBACK	0	25	0	0	0
6004619 BUILDING SERVICE CHARGEBACK	0	0	0	10,000	10,000
6004634 Indirect Costs - Excess of Bud	36,708	0	0	0	0
0000041 Chargeback Expenses Totals	78,506	43,017	21,459	53,640	53,640
0000060 Principal on Indebtedness					
6006000 PRINCIPAL ON SERIAL BONDS	8,049	8,549	8,549	8,765	8,765
6006001 PRINCIPAL ON BANS	23,333	23,333	23,333	17,906	17,906
0000060 Principal on Indebtedness Totals	31,382	31,882	31,882	26,671	26,671
0000070 Interest on Indebtedness					
6007000 INTEREST ON SERIAL BONDS	3,419	2,991	1,609	2,554	2,554
6007001 INTEREST ON BANS	10,500	8,167	8,147	6,376	6,376
0000070 Interest on Indebtedness Totals	13,919	11,158	9,756	8,930	8,930
0000080 Employee Benefits					
6008001 STATE RETIREMENT	27,805	25,678	15,396	27,581	27,581
6008002 SOCIAL SECURITY	34,479	37,000	17,262	38,876	38,876
6008004 WORKERS COMPENSATION	2,333	2,855	1,428	2,631	2,631
6008006 LIFE INSURANCE	12	30	11	30	30
6008007 HEALTH INSURANCE	39,197	44,055	26,019	46,258	46,258
6008011 UNEMPLOYMENT INSURANCE	43,237	38,000	32,744	40,000	40,000
0000080 Employee Benefits Totals	147,063	147,618	92,860	155,376	155,376
Exp Totals for Dept: 41000000	1,084,859	1,111,261	657,022	1,140,138	1,140,138
Total for Dept: 41000000	30,723	0	91,796	0	0

Parks, Recreation and Youth Services

Commissioner of Public Works, Parks, Recreation and Youth Services

Director of Parks, Recreation and Youth Services



Parks, Recreation and Youth Services Administration

Mission Statement

The Administrative Division of the Parks, Recreation and Youth Services Department mission is to provide support services for the entire department and interfaces with the County Executive, Legislature, Law Department, State, Federal agencies, municipalities and the community.

Description

This park system consists of: Nathaniel Cole (317 acres) on County Route 63 in the Town of Colesville; Dorchester (1142 acres) in the Town of Triangle; Greenwood (415 acres) on County Route 320 in the Town of Nanticoke; Grippen and Roundtop (46 acres) in the Village of Endicott; Hawkins Pond (307 acres) in the Town of Windsor; and Otsiningo (150 acres) in the Town of Dickinson. This system also includes three beaches, a campground, cross-country skiing, swimming, boating, a BMX track and many other leisure activities. Annually, approximately two million people use this system.

The department is also responsible for Aqua-Terra (466 undeveloped acres) in the Town of Binghamton, the BAGSAI Complex (softball fields) and the Community Garden Plots both in the Town of Dickinson.

The Administrative Division is responsible for fiscal and personnel management, clerical support services, staff support to the Parks, Recreation and Youth Services. The Administrative Division is also responsible for the Broome County Youth Bureau including interaction with numerous community-based groups, agencies, municipalities and individuals. The Division works with the Youth

Bureau Advisory Board and its various committees to support the youth of Broome County.

2021 Objectives

- Maintain adequate level of service to the residents of Broome County.
- Increase funding through application of grants.
- Develop community partnerships through outreach to provide quality programming to Broome County.
- Develop a master plan for future vision and efficiencies.
- Continue to provide administrative support services to the entire department.
- Continually strive to look for ways to reduce operational costs while still providing safe and clean park facilities for public use with allocated resources.
- Administer the following grants
 - NYS Snowmobile Trail Maintenance
 - NYS Zoo, Botanical Gardens and Aquariums
 - OCFS Youth Development Programs and Runaway and Homeless Youth Programs.

2021 Budget Highlights

- Maintain present level of service.
- Increase in the revenue and expense lines as we anticipate running more events and covering costs with sponsorships.

Parks, Recreation and Youth Services Youth Bureau

Mission Statement

The Youth Bureau Division of the Parks, Recreation and Youth Services mission is to serve youth and families by promoting and encouraging the development of a comprehensive system of services to youth and their families through planning, funding, coordination, prevention, evaluation and advocacy.

Description

The Broome County Youth Bureau was established by a resolution adopted by the Broome County Legislature on July 6, 1971. The Youth Bureau is responsible for distributing Office of Children & Family Services grant funds to local agencies that provide positive youth development, increase youth developmental assets and decrease juvenile delinquency. Local agencies apply to the County (Youth Bureau) for grant funds. Applications are evaluated by the Youth Bureau Advisory Board and approved by the County Legislature and County Executive. The Youth Bureau then applies to the NYS Office of Children and Family Services and/or other sources for program funding and establishes contracts with the agencies. The Youth Bureau is also responsible for lead planning for youth ages 0-21 years old. The Youth Bureau is responsible for assessing the needs of the youth of the community and networking with other agencies concerning those needs and seeking programs to meet those needs and funding for the programs. The Broome County Youth Bureau strives to enhance the well-being of all youth in Broome County by advocating and promoting the best possible education, social, and career opportunities.

2021 Objectives

- Conduct a comprehensive needs assessment for youth.
- Lead the effort to define goals, gather data and develop a comprehensive continuum for runaway and homeless youth, including the implementation of a program for runaway/homeless youth under age 21.
- Monitor and evaluate all residential services provided for runaway and homeless youth under age of 21.
- Act as lead entity in planning efforts for youth in Broome County including the assessment of local youth needs and the development of strategies to address those needs.
- Reevaluate the funding priorities to better match the needs of the Broome County youth.
- Increase efficiencies using park staff and procedures.
- Establish Youth Board Council.

2021 Budget Highlights

- Maintain Youth Services Program costs to state aid support level without any funding cost to Broome County.
- Collaborate with the Parks to provide Youth Programming in the summer months led by the Recreation and Youth Services Coordinator.
- Fund new programs.

Public Works, Parks, Recreation and Youth Services Administration 43010008

		As of July 6,2020			
<u>Title of Position</u>	<u>Grade/Unit</u>	<u>2019 Actuals</u>	<u>Current Authorized</u>	<u>2021 Requested</u>	<u>2021 Recommended</u>
<u>Full-Time Positions</u>					
Director of Parks, Recreation and Youth Services	B Admin II	1	1	1	1
Secretary	13 CSEA	1	1	1	1
Total Full-Time Positions		2	2	2	2
<u>Part-Time Positions</u>					
None					
Total Part-Time Positions		0	0	0	0
Total Positions		2	2	2	2

BROOME COUNTY GOVERNMENT
 REVENUE AND APPROPRIATION SUMMARY
 BY DEPARTMENT AND DIVISION

FUND: 1010 General Operating
 DEPT: 43000000 Parks and Recreation
 DIV: 01 Parks & Rec-Admin

Account	2019 Actuals	2020 Budget	2020 YTD Actuals As of 08/29/20	2021 Budget Requested	2021 Budget Recommended
30000000 Parks and Recreation					
0000002 Departmental Income					
5000165 MISCELLANEOUS	6,671	10,500	5,025	15,000	15,000
5000196 GROUND RENTALS	15,500	15,500	2,667	15,500	15,500
0000002 Departmental Income Totals	22,171	26,000	7,692	30,500	30,500
0000003 Use of Money					
5000451 INTEREST AND EARNINGS	235	0	49	0	0
0000003 Use of Money Totals	235	0	49	0	0
0000006 Sale of Prop and Comp for Loss					
5000518 SALE OF EQUIPMENT	208	0	0	0	0
0000006 Sale of Prop and Comp for Loss Totals	208	0	0	0	0
0000007 Misc Interfund Revenues					
5000534 TRANSFER FROM INSURANCE RESERV	5,058	0	0	0	0
5000545 CREDIT CARD REBATES	37	0	100	0	0
5000546 Trust Account Inflows	20,432	0	0	0	0
0000007 Misc Interfund Revenues Totals	25,527	0	100	0	0
0000008 State Aid					
5000873 YOUTH BUREAU	1,379	34,000	0	34,000	34,000
5000875 YOUTH SERVICE PROGRAMS	224,740	223,000	6,577	223,000	223,000
0000008 State Aid Totals	226,119	257,000	6,577	257,000	257,000
Rev Total for Div: 4301	274,260	283,000	14,418	287,500	287,500
0000010 Personnel Service					
6001000 SALARIES FULL-TIME	111,968	114,294	72,426	131,288	131,288

REPORT:BP033

BROOME COUNTY GOVERNMENT
REVENUE AND APPROPRIATION SUMMARY
BY DEPARTMENT AND DIVISION

FUND: 1010 General Operating
DEPT: 43000000 Parks and Recreation
DIV: 01 Parks & Rec-Admin

Account	2019 Actuals	2020 Budget	2020 YTD Actuals As of 08/29/20	2021 Budget Requested	2021 Budget Recommended
0000010 Personnel Service Totals	111,968	114,294	72,426	131,288	131,288
0000040 Contractual Expenditures					
6004010 BOOKS AND SUBSCRIPTIONS	26	400	18	400	400
6004012 OFFICE SUPPLIES	1,028	1,300	439	1,300	1,300
6004030 FOOD AND BEVERAGES	0	25	0	500	500
6004048 MISC OPERATIONAL SUPPLIES	0	50	279	50	50
6004100 POSTAGE AND FREIGHT	0	25	0	25	25
6004105 DUES AND MEMBERSHIPS	300	602	300	602	602
6004106 GENERAL OFFICE EXPENSES	178	500	0	500	500
6004113 WATER AND SEWAGE CHARGES	0	0	7,058	0	0
6004137 ADVERTISING AND PROMOTION EXPE	50	250	0	1,250	1,250
6004138 OTHER OPERATIONAL EXPENSES	2,241	0	877	1,250	1,250
6004139 Trust Account Outflows	17,056	0	0	0	0
6004141 YOUTH SERVICE PROGRAMS	163,503	192,000	-3,009	192,000	192,000
6004147 OTHER PROGRAM EXPENSE	7,305	5,250	4,357	10,000	10,000
6004161 TRAVEL HOTEL AND MEALS	564	250	0	250	250
6004162 EDUCATION AND TRAINING	204	150	0	150	150
6004165 ADVISORY BD/TRUSTEES EXPENSES	164	150	0	150	150
6004200 PROPERTY LOSS	5,058	0	0	0	0
0000040 Contractual Expenditures Totals	197,677	200,952	10,319	208,427	208,427
0000041 Chargeback Expenses					
6004602 INSURANCE PREMIUM CHARGEBACK	10,963	7,653	3,826	10,814	10,814
6004610 PERSONNEL SERVICES CHARGEBACKS	5,286	3,907	0	3,907	3,907
6004616 FLEET SERVICE CHARGEBACK	2,256	0	0	0	0
6004617 DUPLICATING/PRINTING CHARGEBAC	989	0	0	0	0
0000041 Chargeback Expenses Totals	19,494	11,560	3,826	14,721	14,721
0000080 Employee Benefits					
6008001 STATE RETIREMENT	15,468	15,730	8,356	19,162	19,162
6008002 SOCIAL SECURITY	8,278	8,743	5,344	9,864	9,864
6008004 WORKERS COMPENSATION	40,562	25,614	12,807	28,915	28,915
6008006 LIFE INSURANCE	16	30	11	30	30
6008007 HEALTH INSURANCE	11,716	12,161	8,249	14,039	14,039
6008009 RETIREE HEALTH INSURANCE	86,863	91,114	60,742	117,091	117,091
6008010 DISABILITY INSURANCE	81	88	57	88	88
6008013 HEALTH INS - RETIRE INCENTIVE	504	0	0	0	0

REPORT:BP033

BROOME COUNTY GOVERNMENT
REVENUE AND APPROPRIATION SUMMARY
BY DEPARTMENT AND DIVISION

FUND: 1010 General Operating
DEPT: 43000000 Parks and Recreation
DIV: 01 Parks & Rec-Admin

Account	2019 Actuals	2020 Budget	2020 YTD Actuals As of 08/29/20	2021 Budget Requested	2021 Budget Recommended
0000080 Employee Benefits Totals	163,488	153,480	95,566	189,189	189,189
0000090 Transfers					
6009001 TRANSFER TO CAPITAL FUND	28,357	0	0	0	0
0000090 Transfers Totals	28,357	0	0	0	0
Exp Total for Div: 4301	520,984	480,286	182,137	543,625	543,625
Total For Div: 43000000	-246,724	-197,286	-167,719	-256,125	-256,125

Parks, Recreation and Youth Services Recreation

Mission Statement

The Recreation Division of the Parks, Recreation and Youth Services Department mission is to develop, operate and maintain a comprehensive park system as well as provide diverse year-round leisure activities, recreational facilities and programs that enhances the quality of life for Broome County Residents and visitors alike, and preserves it for future generations.

Description

Article XI provides for a Department of Parks and Recreation. Broome County Parks is a regionally based parks and recreation system serving a population of roughly 185,000 people. This park system consists of: Nathaniel Cole (317 acres) on County Route 63 in the Town of Colesville; Dorchester (1142 acres) in the Town of Triangle; Greenwood (415 acres) on County Route 320 in the Town of Nanticoke; Grippen and Roundtop (46 acres) in the Village of Endicott; Hawkins Pond (307 acres) in the Town of Windsor; and Otsiningo (150 acres) in the Town of Dickinson. This system also includes three beaches, a campground, cross-country skiing, swimming, boating, a BMX track and many other leisure activities. Annually, approximately two million people use this system.

The department is also responsible for Aqua-Terra (466 undeveloped acres) in the Town of Binghamton, the BAGSAI Complex (softball fields) and the Community Garden Plots in the Town of Dickinson, and the property surrounding the Nature Center at Finch Hollow.

2021 Objectives

- Increase use of Social Media to promote Parks.
- Develop new revenue streams to offset County support.

- Plan and conduct the following special events:
 - Broome Bands Together Concert Series
 - Broome County Parks Fall Festival
 - Broome County Parks Scarecrow Contest
 - Broome County Parks Triathlon
 - Broome County Parks Winter Fest
 - Crappie Derby
 - Movies in the Parks
 - Relay for Life and other fundraising walks and runs
 - Spiedie Fest and Balloon Rally
- Look to provide education and training for staff for training within the department to develop added efficiencies.
- Search for new partnerships for additional special events throughout the community.
- Develop new marketing avenues and leisure entertainment activities for families.
- Utilize volunteer groups to assist in parks.

2021 Budget Highlights

- Increase revenue and attendance from the new stage at Otsiningo Park.
- Increase attendance due to COVID-19 and a renewed appreciation of parks and open spaces.
- Increase in seasonal worker costs due to increase in New York State minimum wage.
- Increase budget to replenish beach sand at Dorchester Park, Greenwood Park and Nathaniel Cole Park.

Public Works, Parks, Recreation and Youth Services 43020008
 Recreation

<u>Title of Position</u>	<u>Grade/Unit</u>	2019 <u>Actuals</u>	As of 6/24/2020 Current <u>Authorized</u>	2021 <u>Requested</u>	2021 <u>Recommended</u>
<u>Full-Time Positions</u>					
Recreation and Youth Services Coordinator	15 BAPA	1	1	1	1
Total Full-Time Positions		1	1	1	1
<u>Part-Time Positions</u>					
Total Part-Time Positions		0	0	0	0
Total Positions		1	1	1	1

REPORT:BP033

BROOME COUNTY GOVERNMENT
REVENUE AND APPROPRIATION SUMMARY
BY DEPARTMENT AND DIVISION

FUND: 1010 General Operating
DEPT: 43000000 Parks and Recreation
DIV: 02 Parks & Rec-Recreation

Account	2019 Actuals	2020 Budget	2020 YTD Actuals As of 08/29/20	2021 Budget Requested	2021 Budget Recommended
0000002 Departmental Income					
5000165 MISCELLANEOUS	37,742	0	0	0	0
5000168 FOOD CONCESSION	24,361	32,000	0	29,850	29,850
5000169 BOAT CONCESSION	35,983	46,000	43,994	44,000	44,000
5000170 CAMPING	4,261	39,000	3,029	37,000	37,000
5000171 SHELTER RENTAL	82,205	50,100	57,536	46,000	46,000
5000172 SKI CONCESSION	1,439	3,000	0	2,600	2,600
5000196 GROUND RENTALS	5,709	7,500	940	7,500	7,500
5000207 UNIFORM SALES	50	50	60	50	50
0000002 Departmental Income Totals	191,750	177,650	105,559	167,000	167,000
0000008 State Aid					
5000835 STATE AID	35,000	35,000	0	37,348	37,348
0000008 State Aid Totals	35,000	35,000	0	37,348	37,348
Rev Total for Div: 4302	226,750	212,650	105,559	204,348	204,348
0000010 Personnel Service					
6001000 SALARIES FULL-TIME	29,553	42,345	27,220	44,488	44,488
6001002 SALARIES TEMPORARY	214,979	248,706	169,412	304,963	304,963
6001003 SALARIES OVERTIME	6,207	8,000	4,424	8,000	8,000
6001009 OTHER PERSONNEL SERVICES	1,150	2,650	1,000	0	0
0000010 Personnel Service Totals	251,889	301,701	202,056	357,451	357,451
0000040 Contractual Expenditures					
6004030 FOOD AND BEVERAGES	13,580	17,100	807	16,000	16,000
6004048 MISC OPERATIONAL SUPPLIES	0	6,000	627	6,000	6,000
6004053 RECREATIONAL AND ACTIVITY SUPP	496	7,500	5,682	12,500	12,500
6004126 RECREATIONAL AND ACTIVITY EXPE	471	3,000	2,339	3,000	3,000
0000040 Contractual Expenditures Totals	14,547	33,600	9,455	37,500	37,500

REPORT:BP033

BROOME COUNTY GOVERNMENT
 REVENUE AND APPROPRIATION SUMMARY
 BY DEPARTMENT AND DIVISION

FUND: 1010 General Operating
 DEPT: 43000000 Parks and Recreation
 DIV: 02 Parks & Rec-Recreation

Account	2019 Actuals	2020 Budget	2020 YTD Actuals As of 08/29/20	2021 Budget Requested	2021 Budget Recommended
0000041 Chargeback Expenses					
6004614 OTHER CHARGEBACK EXPENSES	35,000	35,000	0	37,348	37,348
0000041 Chargeback Expenses Totals	35,000	35,000	0	37,348	37,348
0000080 Employee Benefits					
6008001 STATE RETIREMENT	15,787	17,853	8,088	14,677	14,677
6008002 SOCIAL SECURITY	19,178	22,265	15,367	30,544	30,544
6008006 LIFE INSURANCE	6	15	5	15	15
6008007 HEALTH INSURANCE	3,255	5,374	3,314	5,643	5,643
6008009 RETIREE HEALTH INSURANCE	17,285	18,149	12,099	19,053	19,053
0000080 Employee Benefits Totals	55,511	63,656	38,873	69,932	69,932
Exp Total for Div: 4302	356,947	433,957	250,384	502,231	502,231
Total for Div: 43000000	-130,197	-221,307	-144,825	-297,883	-297,883

Parks, Recreation and Youth Services

Parks

Mission Statement

The Parks Division of the Parks, Recreation and Youth Services Department mission is to maintain, preserve, protect, improve and enhance the Broome County Parks, Natural Areas and Wilderness Areas. The Parks strive to deliver quality recreational facilities, inviting trails and open spaces that enhance the quality of life for Broome County residents and visitors alike while using the most efficient and cost-effective methods available while providing for the safety and health of the patron.

Description

Article XI provides for a Department of Parks and Recreation. It is a regionally based parks and recreation system serving a population of roughly 185,000 people. This park system consists of: Nathaniel Cole (317 acres) on County Route 63 in the Town of Colesville; Dorchester (1142 acres) in the Town of Triangle; Greenwood (415 acres) on County Route 320 in the Town of Nanticoke; Grippen and Roundtop (46 acres) in the Village of Endicott; Hawkins Pond (307 acres) in the Town of Windsor; and Otsiningo (150 acres) in the Town of Dickinson. This system also includes three beaches, a campground, cross-country skiing, swimming, boating, a BMX track and many other leisure activities. Annually, approximately two million people use this system.

The department is also responsible for Aqua-Terra (466 undeveloped acres) in the Town of Binghamton, the BAGSAI Complex (softball fields) and the Community Garden Plots both in the Town of Dickinson.

2021 Objectives

- Raise the visibility of the department through: promotional literature, public service announcements, participation by department personnel in public forums relevant to our mission, outreach to, and cooperation with, current and potential parks user groups, and whatever other cost-effective means are at our disposal.
- Provide quality facilities to the residents of Broome County.
- Facilitate maintenance of facilities through regular park inspections and consultation with Risk Manager.
- Continue to maintain all of Broome County Parks and facilities in a superior and sustainable condition.
- Enhance efficiency and promote cost-savings by forming partnerships with recreation groups, local municipalities and other County departments.
- Maintain a comprehensive schedule of special events, ranging from established events such as the Spiedie Fest and Balloon Rally and the Broome County Parks Triathlon.
- Look to provide education and training for staff for training within the department to develop added efficiencies.
- Utilize volunteer groups to assist in parks.
 - Create an outreach program to Youth Groups needing community service projects. (i.e. Boy Scouts, Girl Scouts, Eagle Scouts, etc.)

2021 Budget Highlights

- Capital improvement request for parks construction projects, surface rehabilitation, equipment replacement, repairs and renovations.

- Increase in seasonal worker costs due to increase in New York State minimum wage.
- Increase in seasonal worker hours to cut down on overtime hours of full-time positions.

Public Works, Parks, Recreation and Youth Services 43030008
Parks

As of
July 6, 2020

<u>Title of Position</u>	<u>Grade/Unit</u>	<u>2019 Actuals</u>	<u>Current Authorized</u>	<u>2021 Requested</u>	<u>2021 Recommended</u>
<u>Full-Time Positions</u>					
Park Manager	AFSCME	2	2	2	2
Assistant Park Manager	AFSCME	4	5	5	5
Park Equipment Maintenance Mechanic	AFSCME	1	1	1	1
Park Technician	AFSCME	5	5	5	5
Senior Park Technician	AFSCME	3	3	3	3
Total Full-Time Positions		15	16	16	16
<u>Part-Time Positions</u>					
None					
Total Part-Time Positions		0	0	0	0
Total Positions		15	16	16	16

BROOME COUNTY GOVERNMENT
 REVENUE AND APPROPRIATION SUMMARY
 BY DEPARTMENT AND DIVISION

FUND: 1010 General Operating
 DEPT: 43000000 Parks and Recreation
 DIV: 03 Parks & Rec-Parks

Account	2019 Actuals	2020 Budget	2020 YTD Actuals As of 08/29/20	2021 Budget Requested	2021 Budget Recommended
0000002 Departmental Income					
5000165 MISCELLANEOUS	0	0	0	1,500	1,500
0000002 Departmental Income Totals	0	0	0	1,500	1,500
0000007 Misc Interfund Revenues					
5000530 REFUNDS OF PRIOR YEARS EXPENDI	0	0	3,828	0	0
0000007 Misc Interfund Revenues Totals	0	0	3,828	0	0
Rev Total for Div: 4303	0	0	3,828	1,500	1,500
0000010 Personnel Service					
6001000 SALARIES FULL-TIME	770,627	829,674	494,475	853,400	853,400
6001002 SALARIES TEMPORARY	104,076	151,335	107,017	168,323	168,323
6001003 SALARIES OVERTIME	37,857	45,000	16,207	45,000	45,000
6001004 SALARIES SHIFT DIFFERENTIAL	2,677	2,750	1,093	2,750	2,750
6001009 OTHER PERSONNEL SERVICES	6,005	7,000	5,704	7,000	7,000
0000010 Personnel Service Totals	921,242	1,035,759	624,496	1,076,473	1,076,473
0000040 Contractual Expenditures					
6004012 OFFICE SUPPLIES	0	0	239	0	0
6004021 BLDG MAINTENANCE SUPPLIES	19,130	30,000	9,789	30,000	30,000
6004022 FUEL AND HEATING SUPPLIES	9,701	22,000	2,998	17,500	17,500
6004023 BLDG AND GROUNDS SUPPLIES	23,786	28,000	7,480	28,500	28,500
6004040 MOTOR EQUIPMENT SUPPLIES	16,688	25,000	13,694	26,000	26,000
6004046 GAS OIL GREASE AND DIESEL FUEL	14,916	15,000	5,598	15,000	15,000
6004047 TIRES AND TUBES	1,708	8,000	3,465	8,000	8,000
6004048 MISC OPERATIONAL SUPPLIES	3,666	5,000	1,260	5,000	5,000
6004053 RECREATIONAL AND ACTIVITY SUPP	0	1,000	0	1,000	1,000
6004106 GENERAL OFFICE EXPENSES	0	100	0	100	100
6004112 BLDG GROUNDS AND EQUIP REPAIR	0	500	0	0	0
6004113 WATER AND SEWAGE CHARGES	8,494	10,000	2,082	10,000	10,000
6004115 ELECTRIC CURRENT	31,721	31,675	19,957	31,675	31,675
6004117 BUILDING AND GROUNDS EXPENSES	32,624	32,500	21,281	32,500	32,500

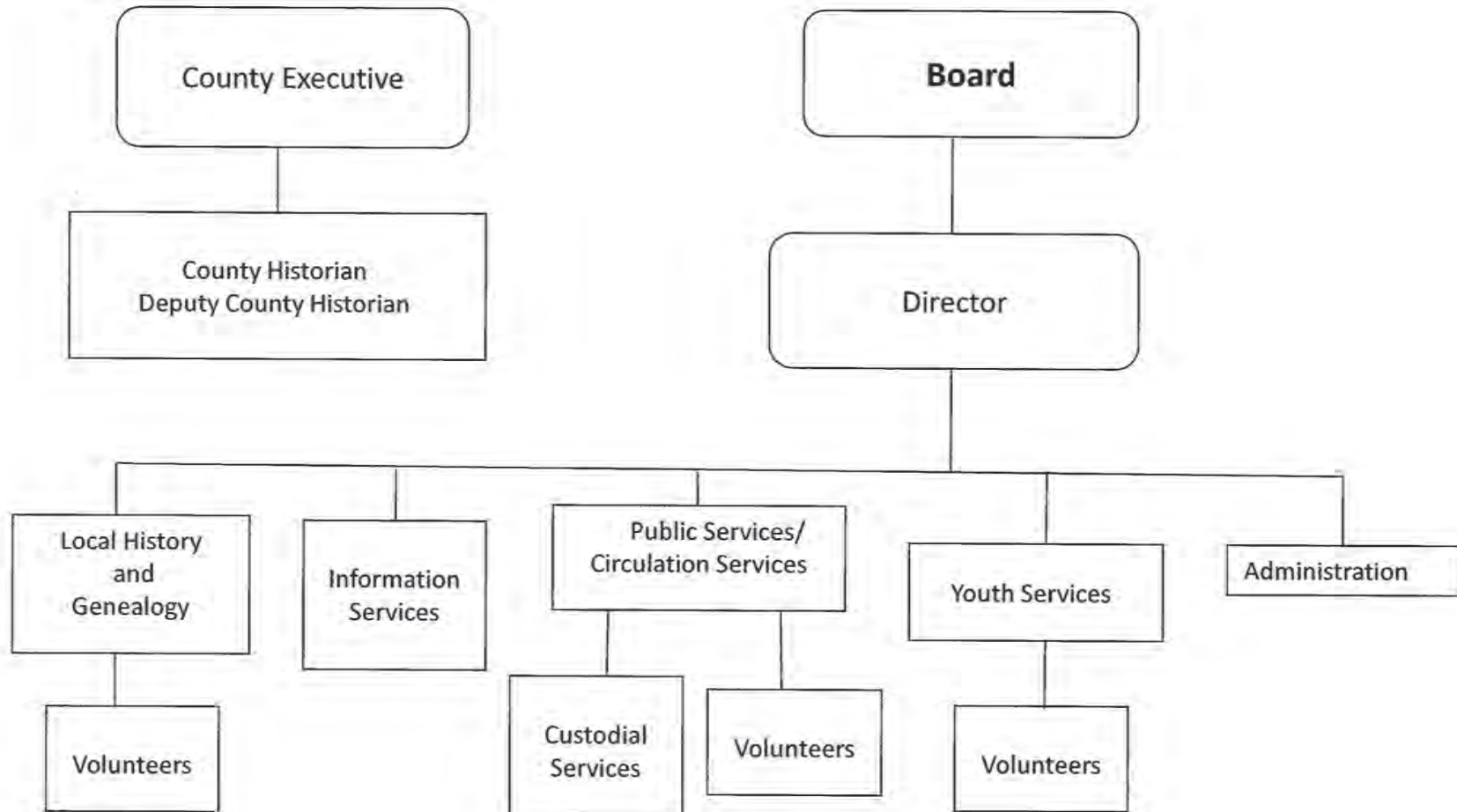
REPORT:BP033

BROOME COUNTY GOVERNMENT
REVENUE AND APPROPRIATION SUMMARY
BY DEPARTMENT AND DIVISION

FUND: 1010 General Operating
DEPT: 43000000 Parks and Recreation
DIV: 03 Parks & Rec-Parks

Account	2019 Actuals	2020 Budget	2020 YTD Actuals As of 08/29/20	2021 Budget Requested	2021 Budget Recommended
6004130 MOTOR EQUIP REPAIRS AND MAINT	0	1,000	0	0	0
6004133 UNIFORM AND CLOTHING ALLOWANCE	4,744	5,000	2,319	9,475	9,475
6004138 OTHER OPERATIONAL EXPENSES	516	12,500	589	12,500	12,500
6004162 EDUCATION AND TRAINING	0	3,000	0	3,000	3,000
0000040 Contractual Expenditures Totals	167,694	230,275	90,751	230,250	230,250
0000041 Chargeback Expenses					
6004614 OTHER CHARGEBACK EXPENSES	21,707	7,300	15,994	16,500	16,500
6004615 GASOLINE CHARGEBACK	11,623	16,500	4,808	25,000	25,000
0000041 Chargeback Expenses Totals	33,330	23,800	20,802	41,500	41,500
0000080 Employee Benefits					
6008001 STATE RETIREMENT	122,866	140,163	66,620	128,672	128,672
6008002 SOCIAL SECURITY	67,088	79,741	45,746	80,877	80,877
6008006 LIFE INSURANCE	121	240	79	240	240
6008007 HEALTH INSURANCE	148,763	176,504	88,132	161,620	161,620
6008009 RETIREE HEALTH INSURANCE	288,035	301,230	209,768	324,743	324,743
6008010 DISABILITY INSURANCE	3	80	0	80	80
6008011 UNEMPLOYMENT INSURANCE	5,704	0	4,306	0	0
0000080 Employee Benefits Totals	632,580	697,958	414,651	696,232	696,232
Exp Total for Div: 4303	1,754,846	1,987,792	1,150,700	2,044,455	2,044,455
Total for Div: 43000000	-1,754,846	-1,987,792	-1,146,872	-2,042,955	-2,042,955
Total for Dept: 43000000	-2,131,767	-2,406,385	-1,459,416	-2,596,963	-2,596,963

Library



County Library

Mission Statement

To provide materials and services to ensure community residents meet their personal, educational, professional and recreational information needs.

Description

The Library provides information for economic development within the community. Materials in various formats are provided to assist individuals and businesses in effectively responding to the changing marketplace. Special attention is devoted to currency of small business materials.

The Library serves as the gateway to reading and early literacy for children and young adults. Consideration is given to stimulating interest and appreciation of reading through programming and collection development.

The Library is the source of free recreational reading and life long learning for community residents. Emphasis is placed on providing a broad range of current fiction, non-fiction, and informational support in a variety of formats for all ages and reading levels. Programming classes and collection development tools are employed to meet the needs of this diverse community.

The Library houses a unique group of local history and genealogy materials, joining collections of the Library, Broome County Historical Society, Broome County Historian and City of Binghamton Historian. This allows researchers access to a wide range of materials on the history of the local Broome County area and family histories.

The Library is comprised of two defined service areas. As part of county government, the Library serves the citizens residing within the political jurisdiction of Broome County. According to the 2010 federal census, this encompasses a geographical area of 707 square miles and a population of 200,600 from ages newborn to over 100. In addition, since Broome County also serves as the Central Library for the Four County Library System, its service area effectively includes the residents of Chenango, Delaware and Otsego Counties, an additional 3,343 square miles and 161,132 residents.

To meet the needs of this diverse patron base, the Library features the following service areas.

Information Services

- Broad based one-on-one or group research assistance
- Accommodation of all ages and reading levels
- Extensive research collection
- Electronic online resources
- Business files/research tools
- Approachable and knowledgeable staff
- Classes, workshops, and casual gatherings for adults covering a wide variety of interests
- Adequate casual seating
- Readers advisory
- Monthly community book clubs meeting in various locations to enhance community cohesion

Youth Services

- Variety of materials and formats
- Multiple copies of popular titles
- Youth-friendly staff
- Easy accessibility
- Ample and inviting space
- Variety of early literacy and STEM programs for ages 0-18
- Summer reading series to enhance school instruction throughout the year

Public Services

- Space for learning and meeting
- Approachable and knowledgeable staff
- Clear signage
- Accessible shelving
- Appropriate technology for information discovery
- Adequate bandwidth and Wi-Fi capability

Local History and Genealogy Center

- Cooperative materials collection
- Extensive primary source documents, photographic, digital and archival materials
- Regional focus for genealogical and migration materials
- Educational programs for local groups and schools
- Periodical collection dealing with genealogy and history
- Digitization projects for rare and archival materials
- Indexing and abstracting of original materials for database
- Microfilm copies of newspapers and census documents

2021 Objectives

- Provide valuable research assistance, encourage reading in the community, materials searching support and youth literacy services to Broome County and the Four County Region
- Provide quality services to the libraries in the Four County Library System
- Identify community needs and implement response
- Update Library collection for currency and relevancy
- Collaborate with local educational and non-profit organizations
- service groups, and summer reading programs for children
- Obtain grant funding and seek partnerships from outside sources to increase services to the community

2021 Budget Highlights

- Improve Library service to the community
- Improve communication with community
- Continued resource sharing with the 41 libraries in the Four County Library System
- Expansion of electronic resource materials
- Maintain 20-year-old facility in a safe and aesthetically pleasing manner

County Library 40000008

<u>Title of Position</u>	<u>Grade/Unit</u>	<u>2019 Actuals</u>	<u>As of July 6, 2020 Current Authorized</u>	<u>2021 Requested</u>	<u>2021 Recommended</u>
<u>Full-Time Positions</u>					
Library Director III	F Admin	1	1	1	1
Librarian III	20 CSEA	1	1	1	1
Librarian II	18 CSEA	2	2	2	2
Librarian I	16 CSEA	2	2	2	2
Library Assistant	13 CSEA	1	1	1	1
Principal Library Clerk	12 CSEA	1	1	1	1
Senior Library Clerk	8 CSEA	2	2	2	2
Library Clerk	6 CSEA	3	3	3	3
Page	5 CSEA	1	1	1	1
Total Full-Time Positions		14	14	14	14
<u>Part-Time Positions</u>					
Custodial Worker	6 CSEA	3	3	3	3
Library Clerk	6 CSEA	5	5	5	5
Senior Account Clerk	9 CSEA	1	1	0	0
Principal Account Clerk	13CSEA	0	0	1	1
County Historian	NA	1	1	1	1
Deputy County Historian	NA	1	1	1	1
Total Part-Time Positions		11	11	11	11
Total Positions		25	25	25	25

BROOME COUNTY GOVERNMENT
REVENUE AND APPROPRIATION SUMMARY BY DEPARTMENT

FUND: 3150 Library Operating
DEPT: 40000000 County Library

Account	2019 Actuals	2020 Budget	2020 YTD Actuals As of 08/29/20	2021 Budget Requested	2021 Budget Recommended
0000002 Departmental Income					
5000100 LIBRARY COPY FEES	8,613	8,000	2,563	8,000	8,000
5000102 COMMISSIONER OF FINANCE	166	300	0	0	0
5000117 OTHER PUB SAFETY DEPT INCOME	0	0	45	0	0
5000177 RENTALS & FEES	11,610	12,000	5,135	11,500	11,500
5000189 OTHER LOCAL GOVERNMENTS	735,948	750,640	375,280	767,905	767,905
5000312 RENTAL CHARGEBACKS	15,000	15,000	0	17,000	17,000
5000426 MISCELLANEOUS	24,763	15,000	6,737	15,000	15,000
0000002 Departmental Income Total	796,100	800,940	389,760	819,405	819,405
0000003 Use of Money					
5000451 INTEREST AND EARNINGS	9,282	3,000	2,067	3,000	3,000
5000470 VENDING MACHINE	1,029	700	390	700	700
5000471 COMMISSIONS	858	800	137	800	800
0000003 Use of Money Total	11,169	4,500	2,594	4,500	4,500
0000006 Sale of Prop and Comp for Loss					
5000512 MINOR SALES OTHER	222	0	-25	0	0
5000518 SALE OF EQUIPMENT	85	0	0	0	0
0000006 Sale of Prop and Comp for Loss Total	307	0	-25	0	0
0000007 Misc Interfund Revenues					
5000531 GIFTS AND DONATIONS	900	500	67	200	200
5000534 TRANSFER FROM INSURANCE RESERV	16,861	0	0	0	0
5000545 CREDIT CARD REBATES	72	50	30	50	50
5000562 TRANSFER FROM GENERAL FUND	1,237,695	1,179,843	1,179,843	1,235,124	1,235,124
0000007 Misc Interfund Revenues Total	1,255,528	1,180,393	1,179,940	1,235,374	1,235,374
0000008 State Aid					
5000808 OTHER STATE AID	85,874	79,628	6,221	63,702	63,702
0000008 State Aid Total	85,874	79,628	6,221	63,702	63,702
0000009 Federal Aid					

REPORT:BP032

BROOME COUNTY GOVERNMENT
REVENUE AND APPROPRIATION SUMMARY BY DEPARTMENT

FUND: 3150 Library Operating
DEPT: 40000000 County Library

Account	2019 Actuals	2020 Budget	2020 YTD Actuals As of 08/29/20	2021 Budget Requested	2021 Budget Recommended
5000952 ARRA DEBT REIMBURSEMENT	659	604	330	557	557
0000009 Federal Aid Total	659	604	330	557	557
Rev Totals for Dept: 40000000	2,149,637	2,066,065	1,578,820	2,123,538	2,123,538
0000010 Personnel Service					
6001000 SALARIES FULL-TIME	596,340	634,139	337,317	650,915	650,915
6001001 SALARIES PART-TIME	65,474	84,656	44,883	116,840	116,840
6001002 SALARIES TEMPORARY	7,620	0	1,596	0	0
6001003 SALARIES OVERTIME	1,918	0	8,118	0	0
0000010 Personnel Service Totals	671,352	718,795	391,914	767,755	767,755
0000020 Equipment and Capital Outlay					
6002600 MAINTENANCE EQUIPMENT	0	5,975	0	3,900	3,900
0000020 Equipment and Capital Outlay Totals	0	5,975	0	3,900	3,900
0000040 Contractual Expenditures					
6004004 MATERIAL & SUPPLIES-OTHER	0	0	0	10,000	10,000
6004010 BOOKS AND SUBSCRIPTIONS	876	1,000	0	1,000	1,000
6004012 OFFICE SUPPLIES	3,686	2,400	2,028	2,400	2,400
6004021 BLDG MAINTENANCE SUPPLIES	268	800	14	800	800
6004022 FUEL AND HEATING SUPPLIES	20,972	29,000	11,715	26,000	26,000
6004023 BLDG AND GROUNDS SUPPLIES	5,078	4,300	1,343	4,300	4,300
6004030 FOOD AND BEVERAGES	0	100	0	100	100
6004048 MISC OPERATIONAL SUPPLIES	739	5,616	643	5,785	5,785
6004055 COMPUTER SOFTWARE AND SUPPLIES	58,050	67,211	60,199	70,881	70,881
6004056 COMPUTER EQUIPMENT (NON CAPITAL)	762	2,000	92	2,000	2,000
6004070 BOOKS ADULT SERVICES	59,298	64,000	32,344	64,000	64,000
6004071 JUVENILE BOOKS	41,550	48,000	16,221	48,000	48,000
6004072 REFERENCE MATERIALS	0	2,200	1,404	2,200	2,200
6004073 SUBSCRIPTIONS	3,946	5,000	-216	5,000	5,000
6004074 AUDIOVISUAL MATERIALS	43,119	41,000	28,878	35,000	35,000
6004075 ELECTRONIC ACCESS MATERIALS	12,500	28,980	16,876	30,980	30,980

BROOME COUNTY GOVERNMENT
 REVENUE AND APPROPRIATION SUMMARY BY DEPARTMENT

FUND: 3150 Library Operating
 DEPT: 40000000 County Library

Account	2019 Actuals	2020 Budget	2020 YTD Actuals As of 08/29/20	2021 Budget Requested	2021 Budget Recommended
6004100 POSTAGE AND FREIGHT	935	700	7	700	700
6004105 DUES AND MEMBERSHIPS	880	2,050	740	2,050	2,050
6004106 GENERAL OFFICE EXPENSES	0	4,090	0	0	0
6004112 BLDG GROUNDS AND EQUIP REPAIR	627	2,000	721	2,060	2,060
6004113 WATER AND SEWAGE CHARGES	3,150	3,060	1,276	3,200	3,200
6004115 ELECTRIC CURRENT	57,568	54,500	13,782	59,000	59,000
6004117 BUILDING AND GROUNDS EXPENSES	21,783	28,883	11,098	29,750	29,750
6004130 MOTOR EQUIP REPAIRS AND MAINT	15,000	10,000	0	0	0
6004136 OPERATIONAL EQUIPMENT REPAIRS	352	2,000	758	2,060	2,060
6004137 ADVERTISING AND PROMOTION EXPE	0	2,000	0	2,000	2,000
6004138 OTHER OPERATIONAL EXPENSES	9,819	15,000	6,813	15,000	15,000
6004160 MILEAGE AND PARKING-LOCAL	0	1,000	0	1,000	1,000
6004161 TRAVEL HOTEL AND MEALS	0	1,850	170	1,850	1,850
6004162 EDUCATION AND TRAINING	135	1,000	34	1,000	1,000
6004165 ADVISORY BD/TRUSTEES EXPENSES	0	175	0	175	175
6004193 HARDWARE MAINTENANCE	0	4,455	2,740	6,940	6,940
6004196 COPYING MACHINE RENTALS	2,969	4,000	2,528	4,200	4,200
6004200 PROPERTY LOSS	16,861	0	0	0	0
6004504 OTHER FINANCIAL SERVICES	46	40	21	33	33
6004573 OTHER FEES FOR SERVICES	27,429	9,000	2,295	9,270	9,270
6004588 INTEREST AND PENALTIES	0	0	14	0	0
0000040 Contractual Expenditures Totals	408,398	447,410	214,538	448,734	448,734
0000041 Chargeback Expenses					
6004602 INSURANCE PREMIUM CHARGEBACK	8,172	7,076	3,538	15,141	15,141
6004604 DPW SECURITY CHARGEBACKS	105,700	112,079	36,986	115,457	115,457
6004606 TELEPHONE BILLING ACCOUNT	4,686	5,610	1,152	5,085	5,085
6004609 DATA PROCESSING CHARGEBACKS	80,031	113,296	0	84,888	84,888
6004614 OTHER CHARGEBACK EXPENSES	0	9	0	9	9
6004617 DUPLICATING/PRINTING CHARGEBAC	25	813	0	10	10
6004618 OFFICE SUPPLIES CHARGEBACK	194	1,505	82	209	209
6004619 BUILDING SERVICE CHARGEBACK	33,738	5,000	6,305	41,720	41,720
6004634 Indirect Costs - Excess of Bud	125,138	0	0	0	0
0000041 Chargeback Expenses Totals	357,684	245,388	48,063	262,519	262,519
0000060 Principal on Indebtedness					
6006000 PRINCIPAL ON SERIAL BONDS	5,541	5,885	5,885	6,032	6,032
6006008 PRINCIPAL ON CAPITAL LEASE	471	0	0	0	0

REPORT:BP032

BROOME COUNTY GOVERNMENT
REVENUE AND APPROPRIATION SUMMARY BY DEPARTMENT

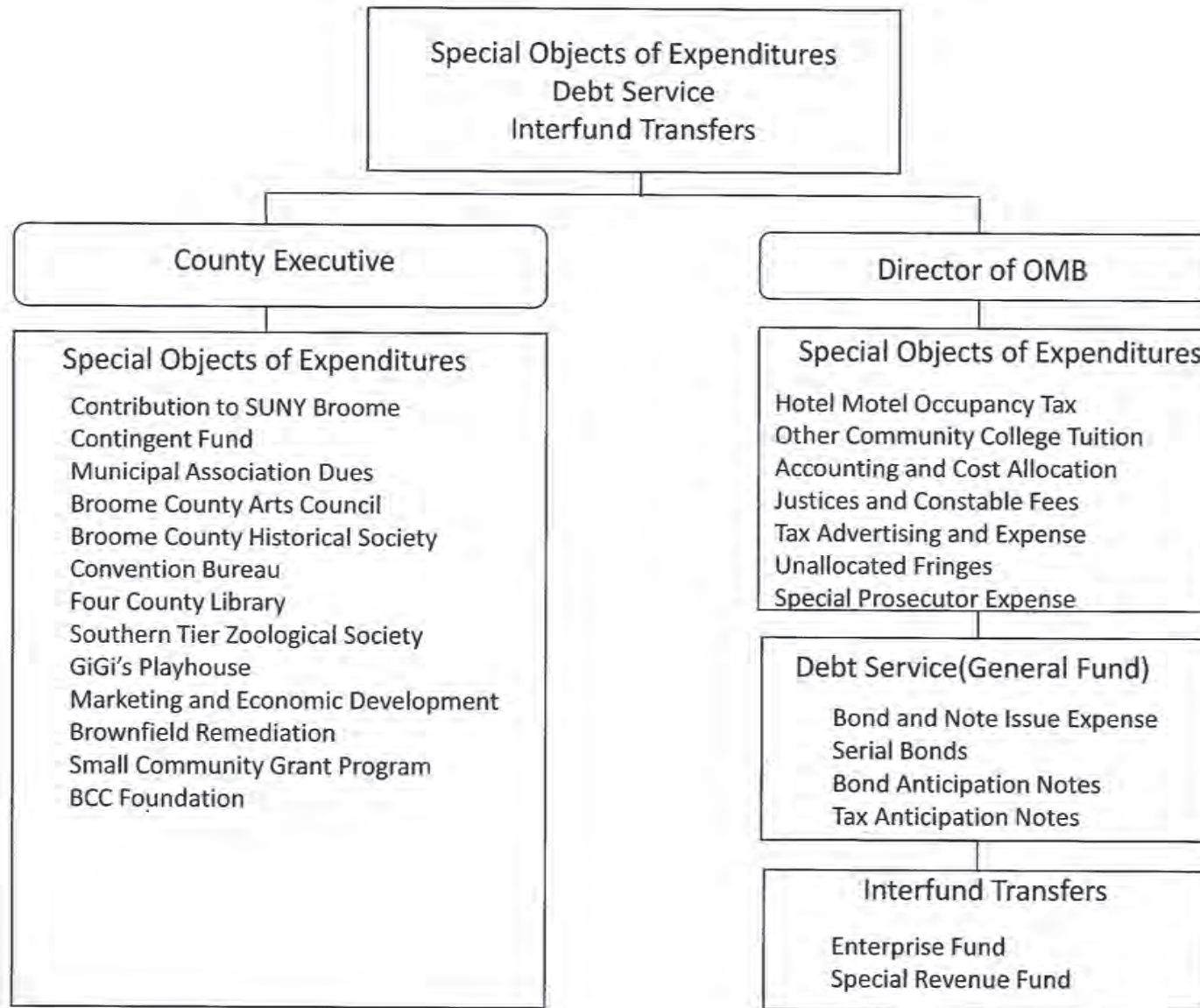
FUND: 3150 Library Operating
DEPT: 40000000 County Library

Account	2019 Actuals	2020 Budget	2020 YTD Actuals As of 08/29/20	2021 Budget Requested	2021 Budget Recommended
0000060 Principal on Indebtedness Totals	6,012	5,885	5,885	6,032	6,032
0000070 Interest on Indebtedness					
6007000 INTEREST ON SERIAL BONDS	2,353	2,059	1,107	1,751	1,751
6007005 INTEREST ON CAPITAL LEASE	207	0	0	0	0
0000070 Interest on Indebtedness Totals	2,560	2,059	1,107	1,751	1,751
0000080 Employee Benefits					
6008001 STATE RETIREMENT	97,903	101,254	47,133	113,600	113,600
6008002 SOCIAL SECURITY	49,179	61,084	28,571	58,733	58,733
6008004 WORKERS COMPENSATION	4,088	4,186	2,101	4,095	4,095
6008006 LIFE INSURANCE	104	255	66	255	255
6008007 HEALTH INSURANCE	99,297	116,040	61,059	130,747	130,747
6008009 RETIREE HEALTH INSURANCE	337,700	354,234	207,081	321,917	321,917
6008011 UNEMPLOYMENT INSURANCE	0	0	7,547	0	0
6008012 EMPLOYEE TUITION REIMBURSEMENT	0	3,500	0	3,500	3,500
6008013 HEALTH INS - RETIRE INCENTIVE	1,200	0	0	0	0
0000080 Employee Benefits Totals	579,471	640,553	353,558	632,847	632,847
Exp Totals for Dept: 40000000	2,025,477	2,066,065	1,015,065	2,123,538	2,123,538
Total for Dept: 40000000	124,160	0	563,755	0	0

Unallocated Items

<u>Department/Division</u>	<u>Page</u>
Special Objects of Expense	420
Debt Service	425
Interfund Transfers	428

Unallocated Items



Unallocated Items

Special Objects of Expenditures

Special Objects are general estimated revenue and appropriation items not presented in a specific department. The components are special objects of expenditure, debt service and inter-fund transfers.

Estimated Revenue

Hotel/Motel Occupancy Tax (5000011) records the estimated revenue to be received from the 3% occupancy tax on room rentals.

Occupancy Tax Economic Development (5000012) records the estimated revenue to be received from the 2% occupancy tax on room rentals.

Charges for Tax Advertising (5000103) are fees assessed on properties which are published as delinquent.

Appropriations

Discretionary Salary Savings (6001011) offsets salary appropriations in operating departments by an amount typically unexpended due to attrition.

Other Community College Tuition (6004182) is the cost of county residents attending other New York State Community colleges.

Contribution to Broome Community College (SUNY Broome) (6004183) is the county share of college operating costs. This is a transfer of resources to balance the Community College budget. The County Legislature adopts the college budget in June specifying the county's local sponsor share.

Accounting and Cost Allocation Services (6004500) are the unallocated costs associated with the annual cost allocation plan.

Justices and Constable Fees (6004535) are costs incurred by town courts operating outside of normal County Court hours. This account is administered by the Law Department.

The Contingent Fund (6004581) account is defined in Article VI, Section 604, B, (2) of the Broome County Charter and Section 609 of the Administrative Code. It is a provision for expected expenditures which may arise during the year.

Tax Advertising and Expense (6004585) is the cost of publishing tax delinquency.

Municipal Association Dues (6004586) are for membership in the New York State Association of Counties and New York State County Executive Association.

The Broome County Arts Council (6005000) is a private non-profit service organization funded by local contributors. It awards 90% of its funding to local arts and cultural institutions, organizations and individual artists in Broome County. Other services include public advocacy for the arts, grants seminars, board trainings, arts promotion for economic development, educations and community building, public clearinghouse for events, grant and artist opportunities and referrals. This appropriation is funded by the county occupancy tax.

The Broome County Historical Society (6005015) promotes research of local history and genealogy through publications, exhibitions and educational programs. This appropriation is funded by the county occupancy tax.

The Convention Bureau (6005022) is part of the Broome County Chamber of Commerce. It attracts meetings, conferences, trade shows and visitors to Broome County. This appropriation is funded by the county occupancy tax.

The Four County Library System (6005023) provides bookmobile service to thirteen communities, nursing homes and correctional facilities. It also provides delivery service to public libraries in the service area, allowing enhanced and efficient service. This appropriation is funded by the county occupancy tax.

The Southern Tier Zoological Society, Inc. (Ross Park Zoo) (6005025) provides a wide variety of exhibits, an outreach program via a Zoo-mobile, guided and non-guided tours, educational programs, picnic facilities, a free carousel and special events. Opened in 1875, it is the nation's fifth oldest zoo. This appropriation is funded by the county occupancy tax.

Marketing/Economic Development (6005026) appropriations provide funding for various economic initiatives.

Brownfield Remediation (6005035) provides funding for clean-up of contaminated properties.

Small Business Loan Fund (6005040) facilitates economic development through a revolving loan fund administered by the IDA.

Small Community Grant Program (6005041) facilitates economic development growth outside Community Development Block Grant fund eligible areas.

GiGi's Playhouse located in Vestal, provides free educational, therapeutic-based and career development programs for individuals with Down syndrome, their families and the community.

Unallocated Employee Benefits includes certain retiree health insurance (6008009) and unemployment costs (6008011).

BROOME COUNTY GOVERNMENT
REVENUE AND APPROPRIATION SUMMARY BY DEPARTMENT

FUND: 1010 General Operating
DEPT: 90000000 Special Objects

Account	2019 Actuals	2020 Budget	2020 YTD Actuals As of 08/29/20	2021 Budget Requested	2021 Budget Recommended
0000001 Tax Items					
5000011 HOTEL/MOTEL OCCUPANCY TAX	1,236,036	1,150,000	294,264	1,150,000	1,150,000
5000012 OCC TAX ECO DEV	824,024	765,000	196,176	765,000	765,000
0000001 Tax Items Total	2,060,060	1,915,000	490,440	1,915,000	1,915,000
0000002 Departmental Income					
5000103 CHGS FOR TAX ADV/REDEMPTION EX	13,566	13,000	490	13,000	13,000
0000002 Departmental Income Total	13,566	13,000	490	13,000	13,000
0000007 Misc Interfund Revenues					
5000561 TRANSFER FROM RESERVE FUND	0	-450,000	450,000	150,000	150,000
0000007 Misc Interfund Revenues Total	0	450,000	450,000	150,000	150,000
Rev Totals for Dept: 90000000	2,073,626	2,378,000	940,930	2,078,000	2,078,000
0000010 Personnel Service					
6001009 OTHER PERSONNEL SERVICES	0	522,769	0	0	0
6001011 DISCRETIONARY SALARY SAVINGS	0	-2,896,754	0	-2,896,754	-2,896,754
0000010 Personnel Service Totals	0	-2,373,985	0	-2,896,754	-2,896,754
0000040 Contractual Expenditures					
6004046 GAS OIL GREASE AND DIESEL FUEL	0	-78,000	0	0	0
6004062 MEDICAL LAB & CLINIC SUPPLIES	0	0	118,796	0	0
6004138 OTHER OPERATIONAL EXPENSES	89,606	0	49,089	0	0
6004147 OTHER PROGRAM EXPENSE	0	32,805	0	31,940	31,940
6004182 OTHER COMM COLLEGES TUITION	840,249	910,000	488,226	885,000	885,000
6004183 CONTRIBUTION TO BROOME COMM CO	7,334,046	7,407,385	7,407,385	6,850,000	6,850,000
6004500 ACCTG AND COST ALLOCATION SERV	2,900	2,900	2,900	3,200	3,200
6004535 JUSTICES AND CONSTABLE FEES	7,670	10,000	3,470	10,000	10,000
6004542 SPECIAL PROSECUTOR EXPENSE	319,748	400,000	41,450	300,000	300,000
6004581 CONTINGENT FUND	0	100,000	0	100,000	100,000

REPORT:BP032

BROOME COUNTY GOVERNMENT
REVENUE AND APPROPRIATION SUMMARY BY DEPARTMENT

FUND: 1010 General Operating
DEPT: 90000000 Special Objects

Account	2019 Actuals	2020 Budget	2020 YTD Actuals As of 08/29/20	2021 Budget Requested	2021 Budget Recommended
6004585 TAX ADVERTISING AND EXPENSE	7,208	12,000	90	12,000	12,000
6004586 MUNICIPAL ASSN DUES	26,946	28,000	23,746	28,000	28,000
6004595 TRANSFER TO RESERVE	0	1,151	0	5,518	5,518
6005000 BROOME COUNTY ARTS COUNCIL	103,794	103,794	77,846	107,000	103,794
6005015 BROOME COUNTY HISTORICAL SOCIE	17,510	17,510	8,755	14,008	14,008
6005022 CONVENTION BUREAU	303,034	303,148	227,361	303,148	303,148
6005023 FOUR COUNTY LIBRARY SYSTEM	10,000	10,000	0	10,000	10,000
6005024 AID TO LOCAL LIBRARIES	1,141	0	0	0	0
6005025 SO TIER ZOOLOGICAL SOC	258,542	259,000	194,250	259,000	259,000
6005026 MARKETING/ECONOMIC DEVELOPMENT	478,453	545,000	263,533	545,000	545,000
6005035 BROWNFIELD REMEDIATION MUNICIP	174,906	220,000	203,466	220,000	220,000
6005041 SMALL COMMUNITY GRANT PROGRAM	36,855	150,000	10,000	150,000	150,000
6005044 GIGI'S PLAYHOUSE	0	10,000	10,000	10,000	10,000
6005045 BUSINESS LOAN FUND	0	300,000	0	0	0
0000040 Contractual Expenditures Totals	10,012,608	10,744,693	9,130,363	9,843,814	9,840,608
0000080 Employee Benefits					
6008001 STATE RETIREMENT	0	-999,506	0	-999,506	-999,506
6008002 SOCIAL SECURITY	0	-169,706	0	-169,706	-169,706
6008009 RETIREE HEALTH INSURANCE	75,961	84,543	54,452	86,627	86,627
6008013 HEALTH INS - RETIRE INCENTIVE	3,921	3,735	0	3,925	3,925
0000080 Employee Benefits Totals	79,882	-1,080,934	54,452	-1,078,660	-1,078,660
Exp Totals for Dept: 90000000	10,092,490	7,289,774	9,184,815	5,868,400	5,865,194
Total for Dept: 90000000	-8,018,864	-4,911,774	-8,243,885	-3,790,400	-3,787,194

Debt Service
(General Fund)

Definition

This department accounts for appropriations to pay principal and interest on debt issued to benefit activities accounted for in the General Fund. It includes debt service for Broome Community College. Debt service related to projects undertaken for the New York State Courts System is a county responsibility and included here.

Bond and Note Issue Expense appropriates the costs associated with issuing debt for the entire county. These include bond counsel legal advice, financial advisor services, advertising and printing costs.

Principal and interest amounts for serial bonds, bond anticipation notes, and tax anticipation notes are presented separately.

Other Financial Services are MBBA costs associated with a 2010 borrowing and ARRA Debt Reimbursement is federal aid revenue that is associated with the same issuance.

REPORT:BP032

BROOME COUNTY GOVERNMENT
REVENUE AND APPROPRIATION SUMMARY BY DEPARTMENT

FUND: 1010 General Operating

DEPT: 91000000 Debt Service (General Fund)

Account	2019 Actuals	2020 Budget	2020 YTD Actuals As of 08/29/20	2021 Budget Requested	2021 Budget Recommended
0000002 Departmental Income					
5000431 MISCELLANEOUS	1,081	0	0	0	0
0000002 Departmental Income Total	<u>1,081</u>	<u>0</u>	<u>0</u>	<u>0</u>	<u>0</u>
0000007 Misc Interfund Revenues					
5000561 TRANSFER FROM RESERVE FUND	0	291,000	291,000	590,311	590,311
5000563 TRANSFER FROM CAPITAL FUND	8,336	0	0	0	0
5000569 TRANSFER - DEBT SERVICE FUND	572,294	373,000	431,138	402,000	402,000
0000007 Misc Interfund Revenues Total	<u>580,630</u>	<u>664,000</u>	<u>722,138</u>	<u>992,311</u>	<u>992,311</u>
0000009 Federal Aid					
5000952 ARRA DEBT REIMBURSEMENT	136,891	125,665	68,665	115,885	115,885
0000009 Federal Aid Total	<u>136,891</u>	<u>125,665</u>	<u>68,665</u>	<u>115,885</u>	<u>115,885</u>
Rev Totals for Dept: 91000000	<u>718,602</u>	<u>789,665</u>	<u>790,803</u>	<u>1,108,196</u>	<u>1,108,196</u>
0000040 Contractual Expenditures					
6004502 BOND AND NOTE ISSUE EXPENSE	62,725	130,000	102,040	150,000	150,000
6004504 OTHER FINANCIAL SERVICES	9,506	8,200	4,436	6,837	6,837
0000040 Contractual Expenditures Totals	<u>72,231</u>	<u>138,200</u>	<u>106,476</u>	<u>156,837</u>	<u>156,837</u>
0000060 Principal on Indebtedness					
6006000 PRINCIPAL ON SERIAL BONDS	2,238,022	2,259,362	2,259,362	2,515,472	2,515,472
6006001 PRINCIPAL ON BANS	2,876,693	3,807,847	3,807,847	3,925,427	3,925,427
0000060 Principal on Indebtedness Totals	<u>5,114,715</u>	<u>6,067,209</u>	<u>6,067,209</u>	<u>6,440,899</u>	<u>6,440,899</u>
0000070 Interest on Indebtedness					
6007000 INTEREST ON SERIAL BONDS	668,273	868,871	457,188	898,672	898,672
6007001 INTEREST ON BANS	495,218	883,206	880,315	745,713	745,713

REPORT:BP032

BROOME COUNTY GOVERNMENT
REVENUE AND APPROPRIATION SUMMARY BY DEPARTMENT

FUND: 1010 General Operating
DEPT: 91000000 Debt Service (General Fund)

Account	2019 Actuals	2020 Budget	2020 YTD Actuals As of 08/29/20	2021 Budget Requested	2021 Budget Recommended
6007008 INTEREST ON TANS	75,000	62,000	29,531	477,000	477,000
0000070 Interest on Indebtedness Totals	1,238,491	1,814,077	1,367,034	2,121,385	2,121,385
Exp Totals for Dept: 91000000	6,425,437	8,019,486	7,540,719	8,719,121	8,719,121
Total for Dept: 91000000	-5,706,835	-7,229,821	-6,749,916	-7,610,925	-7,610,925

Inter-fund Transfers
(General Fund)

Definition

This department accounts for the resources transferred from the General Fund to support operations accounted for in other funds.

Governmental operating fund budgets must be balanced, with estimated revenues equal to appropriations. Transfers to make the funds balanced appear as required tax support in the Summary by Fund.

Inter-fund transfers are appropriations in the General Fund and estimated revenues in the funds to which resources are to be transferred. Because of this doubling effect on both appropriations and estimated revenues inter-fund transfers are not included when calculating the total of the county operating budget.

REPORT:BP032

BROOME COUNTY GOVERNMENT
REVENUE AND APPROPRIATION SUMMARY BY DEPARTMENT

FUND: 1010 General Operating
DEPT: 92000000 Interfund Transfers

Account	2019 Actuals	2020 Budget	2020 YTD Actuals As of 08/29/20	2021 Budget Requested	2021 Budget Recommended
0000007 Misc Interfund Revenues					
5000580 UNUSED CAPITAL FUND	44,688	0	46,609	0	0
0000007 Misc Interfund Revenues Total	44,688	0	46,609	0	0
Rev Totals for Dept: 92000000	44,688	0	46,609	0	0
0000090 Transfers					
6009001 TRANSFER TO CAPITAL FUND	975,000	0	0	0	0
6009002 TRANSFER TO GRANT FUND	-2,059,000	0	0	0	0
6009003 TRANSFER TO ENTERPRISE FUND	3,321,377	3,175,682	3,175,682	1,502,694	1,502,694
6009004 CONTRB TO COMM COLLEGE	2,229,237	0	0	0	0
6009006 TRANSFER TO SPECIAL REV FUND	11,986,337	11,618,543	11,618,543	12,259,399	12,259,399
6009007 TRANSFER TO INTERNAL SERVICES	3,000	0	0	0	0
0000090 Transfers Totals	16,455,951	14,794,225	14,794,225	13,762,093	13,762,093
Exp Totals for Dept: 92000000	16,455,951	14,794,225	14,794,225	13,762,093	13,762,093
Total for Dept: 92000000	-16,411,263	-14,794,225	-14,747,616	-13,762,093	-13,762,093

This page is intentionally left blank

Capital Budget

<u>Department/Division</u>	<u>Page</u>
2021 Capital Program	432
Summary of Debt	444
History of Debt Service	446
Serial Bonds	447
Bond Anticipation Notes	474
Statement of Authorized Unissued Debt	478
Authorized Capital Projects	484
Debt Statement Summary	493
Community College Debt Liability and Payment History	494

Capital Budget

2021 Recommended Capital Program

Project Title and Description	Estimated Project Cost	Funding Sources				Bond Authority	Annual Added To Taxes	YPU	LFL Sect 11	Percent Increase Taxes
		Federal	State	County	Fees/Other					
AVIATION										
TAXIWAY H & K REHAB/EXTENSION (CONSTRUCTION) The rehabilitation and extension of Taxiways H & K, which serve as the access pathway to the approach of our crosswind runway. This improves safety by creating a full parallel taxiway to runway 10-28. BO # 2648	\$3,400,000	\$3,060,000	\$170,000	\$0	\$170,000	\$3,400,000	\$0	30	15	0.0000 %
AVIATION 2021 Total	\$3,400,000	\$3,060,000	\$170,000	\$0	\$170,000	\$3,400,000	\$0			0.0000 %
BCC										
ELECTRICAL UPGRADE Replace and upgrade remainder of aged electrical infrastructure, improve loop design, and provide power outage and transformer future backup. BO # 2922	\$500,000	\$0	\$250,000	\$250,000	\$0	\$500,000	\$29,683	10	13	0.0409 %
BCC 2021 Total	\$500,000	\$0	\$250,000	\$250,000	\$0	\$500,000	\$29,683			0.0409 %
COUNTY CLERK - RECORDS MANAGEMENT										
DIGITIZATION OF DEPARTMENTAL RECORDS Annual continuation of the scanning and digitization of all permanent paper records. This project will scan records from the Clerk's office as well as WPNH, the Public Defender and Personnel. BO # 2863	\$150,000	\$0	\$0	\$150,000	\$0	\$150,000	\$32,987	5	72	0.0455 %
COUNTY CLERK - RECORDS MANAGEMENT 2021 Total	\$150,000	\$0	\$0	\$150,000	\$0	\$150,000	\$32,987			0.0455 %

"Property Tax" is calculated with the YPU and Bond amount. This does not include any portion of a project that is supported by fees.

2021 Recommended Capital Program

Project Title and Description	Estimated Project Cost	Funding Sources				Bond Authority	Annual Added To Taxes	YPU	LFL Sect 11	Percent Increase Taxes
		Federal	State	County	Fees/Other					
<i>DPW - ENGINEERING</i>										
COUNTY REGULATORY/ENVIRONMENTAL COMPLIANCE/MAINTENACE To address various environmental compliance issues at County properties(including facilities, parks and watersheds) related to State and Federal rules and requirement issues that are encountered (MS4/Watersheds/SPCC-PBS) BO # 2389	\$100,000	\$0	\$0	\$100,000	\$0	\$100,000	\$21,992	5	35	0.0303 %
DPW - ENGINEERING 2021 Total	\$100,000	\$0	\$0	\$100,000	\$0	\$100,000	\$21,992			0.0303 %

“Property Tax” is calculated with the YPU and Bond amount. This does not include any portion of a project that is supported by fees.

2021 Recommended Capital Program

Project Title and Description	Estimated Project Cost	Funding Sources				Bond Authority	Annual Added To Taxes	YPU	LFL Sect 11	Percent Increase Taxes
		Federal	State	County	Fees/Other					
DPW - ENGINEERING B&G										
COUNTY BUILDING RENOVATIONS AND MAINTENANCE Replacement of Library HVAC units, replacement of dog shelter exhaust fns, and miscellaneous upgrades to senior centers. BO # 2803	\$150,000	\$0	\$0	\$150,000	\$0	\$150,000	\$32,987	5	35	0.0455 %
COURT COMPLEX RENOVATIONS AND MAINTENANCE Replacement of lighting, change pneumatic controls, and start asbestos/lead abatement work - old courthouse BO # 2816	\$200,000	\$0	\$0	\$200,000	\$0	\$200,000	\$23,746	10	13	0.0327 %
PUBLIC SAFETY RENOVATIONS AND MAINTENANCE Replacement of cooling towers, concrete repair work and painting in the pods. BO # 2809	\$150,000	\$0	\$0	\$150,000	\$0	\$150,000	\$32,987	5	35	0.0455 %
ROOF REPAIRS AT COUNTY FACILITIES Replacement and repair of county facility roofs. BO # 2875	\$200,000	\$0	\$0	\$200,000	\$0	\$200,000	\$17,058	15	12(a)(2)	0.0235 %
TRIPARTITE EQUIPMENT Broome County purchase of a bobcat for use in maintaining the tripartite areas of the government complex. BO # 2817	\$75,000	\$0	\$25,000	\$25,000	\$25,000	\$75,000	\$2,132	15	28	0.0029 %
DPW - ENGINEERING B&G 2021 Total	\$775,000	\$0	\$25,000	\$725,000	\$25,000	\$775,000	\$108,911			0.1502 %

“Property Tax” is calculated with the YPU and Bond amount. This does not include any portion of a project that is supported by fees.

2021 Recommended Capital Program

Project Title and Description	Estimated Project Cost	Funding Sources				Bond Authority	Annual Added To Taxes	YPU	LFL Sect 11	Percent Increase Taxes
		Federal	State	County	Fees/Other					
DPW - FLEET MANAGEMENT										
FLEET REPLACEMENT County Fleet vehicle replacement pursuant to county policy BO # 2324	\$200,000	\$0	\$0	\$200,000	\$0	\$200,000	\$71,046	3	77	0.0980 %
DPW - FLEET MANAGEMENT 2021 Total	\$200,000	\$0	\$0	\$200,000	\$0	\$200,000	\$71,046			0.0980 %
DPW - HIGHWAYS										
HIGHWAY RECONSTRUCTION/REHABILITATION Reconstruction and rehabilitation of county highways as needed based on pavement condition, sufficiency and priority. BO # 2292	\$2,500,000	\$0	\$0	\$2,500,000	\$0	\$2,500,000	\$213,221	15	20(c)	0.2941 %
DPW - HIGHWAYS 2021 Total	\$2,500,000	\$0	\$0	\$2,500,000	\$0	\$2,500,000	\$213,221			0.2941 %

“Property Tax” is calculated with the YPU and Bond amount. This does not include any portion of a project that is supported by fees.

2021 Recommended Capital Program

Project Title and Description	Estimated Project Cost	Funding Sources				Bond Authority	Annual Added To Taxes	YPU	LFL Sect 11	Percent Increase Taxes
		Federal	State	County	Fees/Other					
DPW - HIGHWAYS/ENGINEERING/BRIDGES										
CORRUGATED METAL ARCH BRIDGE MAINTENANCE REPAIRS Design and construction of maintenance repairs to corrugated metal arch bridges including repairs to concrete invert slabs and deteriorated structural steel; to extend the life expectancy of these structures before a major rehabilitation and/or replacement is required. BO # 2883	\$730,000	\$0	\$0	\$730,000	\$0	\$730,000	\$50,209	20	10	0.0692 %
COUNTY BRIDGE AND CULVERT REPAIRS Repair and/or replacement of County bridges and culverts to address structural and/or safety flags resulting from NYSDOT biennial inspection of bridges and County DPW inspection of culverts with 5 foot and over span. BO # 2277	\$500,000	\$0	\$0	\$500,000	\$0	\$500,000	\$34,389	20	10	0.0474 %
NORTH SANFORD RD BRIDGE (BIN 3349630) - CONST Construction phase for replacement of North Sanford Rd Bridge over Oquaga Creek bridge (BIN 3349630) - BRIDGE-NY funding programmed at 95/5 federal-local share BO # 2683	\$1,392,000	\$0	\$1,322,400	\$69,600	\$0	\$1,392,000	\$4,787	20	10	0.0066 %
DPW - HIGHWAYS/ENGINEERING/BRIDGES 2021 Total	\$2,622,000	\$0	\$1,322,400	\$1,299,600	\$0	\$2,622,000	\$89,385			0.1233 %
DPW - HIGHWAYS/ROAD MACHINERY										
HIGHWAY EQUIPMENT REPLACEMENT Replacement of construction and snow removal equipment BO # 2311	\$900,000	\$0	\$0	\$900,000	\$0	\$900,000	\$76,760	15	28	0.1059 %
DPW - HIGHWAYS/ROAD MACHINERY 2021 Total	\$900,000	\$0	\$0	\$900,000	\$0	\$900,000	\$76,760			0.1059 %

“Property Tax” is calculated with the YPU and Bond amount. This does not include any portion of a project that is supported by fees.

2021 Recommended Capital Program

Project Title and Description	Estimated Project Cost	Funding Sources				Bond Authority	Annual Added To Taxes	YPU	LFL Sect 11	Percent Increase Taxes
		Federal	State	County	Fees/Other					
INFORMATION TECHNOLOGY										
COMPUTER EQUIPMENT REPLACEMENT/UPDATE TECHNOLOGY Implement, maintain and increase efficiencies of enterprise level technologies. Focus on critical infrastructure equipment and software BO # 2465	\$1,000,000	\$0	\$0	\$1,000,000	\$0	\$1,000,000	\$219,916	5	32	0.3033 %
INFORMATION TECHNOLOGY 2021 Total	\$1,000,000	\$0	\$0	\$1,000,000	\$0	\$1,000,000	\$219,916			0.3033 %
LIBRARY										
CARPETING FOR LIBRARY Carpeting is 20 years old and has raised lumps causing trip hazards. Carpeting needs to be a regular budgeted maintenance expenditure especially in the public high traffic areas. The library had 264,334 visitors in 2019. This project could be broken into 2 phases. The 1st floor is the worst and the cost for that is \$167,315. The 2nd floor carpet replacement is \$61,682. NYS construction aid grant money may be available. 1st floor carpet replaced 2021 2nd floor carpet replaced 2022 \$61,682 BO # 2789	\$150,000	\$0	\$0	\$150,000	\$0	\$150,000	\$32,987	5	32	0.0455 %
LIBRARY 2021 Total	\$150,000	\$0	\$0	\$150,000	\$0	\$150,000	\$32,987			0.0455 %
PARKS & RECREATION										
PARKS FACILITIES REPAIRS AND RENOVATIONS Repairs, Renovations and Maintenance at County Parks. BO # 2907	\$205,000	\$0	\$0	\$205,000	\$0	\$205,000	\$17,484	15	19(c)	0.0241 %
PARKS VEHICLE REPLACEMENT Fleet replacement of parks vehicles. BO # 2912	\$210,000	\$0	\$0	\$210,000	\$0	\$210,000	\$74,598	3	77	0.1029 %
PARKS & RECREATION 2021 Total	\$415,000	\$0	\$0	\$415,000	\$0	\$415,000	\$92,083			0.1270 %

“Property Tax” is calculated with the YPU and Bond amount. This does not include any portion of a project that is supported by fees.

2021 Recommended Capital Program

Project Title and Description	Estimated Project Cost	Funding Sources				Bond Authority	Annual Added To Taxes	YPU	LFL Sect 11	Percent Increase Taxes
		Federal	State	County	Fees/Other					
PARKS & RECREATION/ARENA										
ARENA IMPROVEMENT Upgrades to Arena	\$150,000	\$0	\$0	\$150,000	\$0	\$150,000	\$32,987	5	35	0.0455 %
BO # 2615										
PARKS & RECREATION/ARENA 2021 Total	\$150,000	\$0	\$0	\$150,000	\$0	\$150,000	\$32,987			0.0455 %
PARKS & RECREATION/FORUM										
FORUM IMPROVEMENTS Upgrades to Forum	\$85,000	\$0	\$0	\$85,000	\$0	\$85,000	\$18,693	5	35	0.0258 %
BO # 2593										
PARKS & RECREATION/FORUM 2021 Total	\$85,000	\$0	\$0	\$85,000	\$0	\$85,000	\$18,693			0.0258 %
PUBLIC TRANSPORTATION (Transit)										
6 - 14 PASSENGER CUTAWAY BUSES Purchase of ParaTransit buses Bringing Paratransit outsourced services in house	\$450,000	\$360,000	\$45,000	\$45,000	\$0	\$450,000	\$4,589	12	29-a	0.0063 %
BO # 2904										
PURCHASE FIVE TRANSIT BUSES To purchase five transit buses - this is the minimum number of buses per year needed to keep current on BC Transit's asset replacement schedule. Buses past their useful life have a greater chance of affecting core transportation services provided by BC Transit and repairs due to age of the bus are decreased as are overall maintenance costs.	\$3,070,491	\$2,461,544	\$351,974	\$256,973	\$0	\$3,070,491	\$26,203	12	29-a	0.0361 %
BO # 2290										
PUBLIC TRANSPORTATION (Transit) 2021 Total	\$3,520,491	\$2,821,544	\$396,974	\$301,973	\$0	\$3,520,491	\$30,791			0.0425 %

"Property Tax" is calculated with the YPU and Bond amount. This does not include any portion of a project that is supported by fees.

2021 Recommended Capital Program

<i>Project Title and Description</i>	<i>Estimated Project Cost</i>	<i>Funding Sources</i>				<i>Bond Authority</i>	<i>Annual Added To Taxes</i>	<i>YPU</i>	<i>LFL Sect II</i>	<i>Percent Increase Taxes</i>
		<i>Federal</i>	<i>State</i>	<i>County</i>	<i>Fees/Other</i>					
<i>SHERIFF-ROAD PATROL</i>										
VEHICLE REPLACEMENT Replacement of Sheriff's road patrol and other police vehicles. Requested cost includes upfitting of vehicles (lights/sirens/communications equipment/graphics) as needed. BO # 2294	\$200,000	\$0	\$0	\$200,000	\$0	\$200,000	\$71,046	3	77	0.0980 %
SHERIFF-ROAD PATROL 2021 Total	\$200,000	\$0	\$0	\$200,000	\$0	\$200,000	\$71,046			0.0980 %

“Property Tax” is calculated with the YPU and Bond amount. This does not include any portion of a project that is supported by fees.

2021 Recommended Capital Program

Project Title and Description	Estimated Project Cost	Funding Sources				Bond Authority	Annual Added To Taxes	YPU	LFL Sect 11	Percent Increase Taxes
		Federal	State	County	Fees/Other					
SOLID WASTE MANAGEMENT										
COLESVILLE LANDFILL REMEDIATION Continue operational and maintenance of the groundwater treatment system, monitoring and testing of groundwater contaminant levels at the hazardous waste landfill, in accordance with the 1991 US Environmental Protection Agency's Record of Decision and the NYSDEC Consent Agreement as amended. BO # 2286	\$50,000	\$0	\$0	\$0	\$50,000	\$50,000	\$0	25	6	0.0000 %
LANDFILL EQUIPMENT Landfill equipment replacement. BO # 2578	\$500,000	\$0	\$0	\$0	\$500,000	\$500,000	\$0	10	6	0.0000 %
RESIDENTIAL CONVENIENCE CENTER IMPROVEMENT Make improvements to the residential convenience center to improve usability for residents and servicability for staff. BO # 2893	\$400,000	\$0	\$0	\$0	\$400,000	\$400,000	\$0	5	35	0.0000 %
SECTION I - PHASE I RELOCATION AREA CLOSURE CONSTR Closure construction of Section V- Phase I cap in accordance with State & Federal Regulations. BO # 2641	\$2,210,000	\$0	\$0	\$0	\$2,210,000	\$2,210,000	\$0	25	6	0.0000 %
SECTION I PHASE I CONSTRUCTION REVIEW Specification and construction review for closure of Section I BO # 2774	\$300,000	\$0	\$0	\$0	\$300,000	\$300,000	\$0	5	63(a)	0.0000 %
SOLID WASTE MANAGEMENT 2021 Total	\$3,460,000	\$0	\$0	\$0	\$3,460,000	\$3,460,000	\$0			0.0000 %

“Property Tax” is calculated with the YPU and Bond amount. This does not include any portion of a project that is supported by fees.

2021 Recommended Capital Program

Project Title and Description	Estimated Project Cost	Funding Sources				Bond Authority	Annual Added To Taxes	YPU	LFL Sect 11	Percent Increase Taxes
		Federal	State	County	Fees/Other					
<i>WPNH</i>										
BETTERMENTS & IMPROVEMENTS Multi-year plan to update and upgrade South Building and West Wing (4 floors) as well as other projects on other units. Room renovations for bariatric care rooms on the North 1 rehab unit and other former triple bed rooms on other units. Bariatric rooms will increase reimbursement and decrease the cost of caring for bariatric residents, reduce staff physical stress in care for these residents, and increase resident safety. BO # 2766	\$100,000	\$0	\$0	\$100,000	\$0	\$100,000	\$21,992	5	35	0.0303 %
EQUIPMENT, FURNISHINGS & FIXTURES Multi-year plan to update and upgrade resident room furnishings, equipment, & fixtures, including, but not limited to dressers, night stands, shelving, and privacy curtains. Privacy curtains are necessary for compliance with NYS DOH survey and health law. BO # 2760	\$75,000	\$0	\$0	\$75,000	\$0	\$75,000	\$16,494	5	32	0.0227 %
KITCHEN DISH LINE REPLACEMENT Aramark legacy costs. Equipment was not maintained appropriately. Currently over \$10,000 in repairs are needed. There is also no tray line making processing dirty dishes more time consuming than necessary. This also results in items ending up in the garbage disposal that do not belong there, causing costly repairs. BO # 2933	\$80,000	\$0	\$0	\$80,000	\$0	\$80,000	\$17,593	5	32	0.0243 %
RESIDENT HOSPITAL BED REPLACEMENT The facility has been replacing approximately 30 beds per year over the last couple of years through the operating budget. There are 63 beds that remain to be replaced. Facility is requesting this project to purchase approximately 68 beds at approximately \$2350/bed. It does not make sense with increasing costs and the present value of money to continue to piecemeal this project. Consistent equipment reduces costs of PM's, resident accident and injury, and staff injury or error. BO # 2894	\$159,800	\$0	\$0	\$159,800	\$0	\$159,800	\$35,143	5	32	0.0485 %

“Property Tax” is calculated with the YPU and Bond amount. This does not include any portion of a project that is supported by fees.

2021 Recommended Capital Program

<i>Project Title and Description</i>	<i>Estimated Project Cost</i>	<i>Funding Sources</i>				<i>Bond Authority</i>	<i>Annual Added To Taxes</i>	<i>YPU</i>	<i>LFL Sect 11</i>	<i>Percent Increase Taxes</i>
		<i>Federal</i>	<i>State</i>	<i>County</i>	<i>Fees/Other</i>					
ROOFING & CHILLING TOWER REPLACEMENT South (2020) & West (2021). Roof is past its useful life. We are exploring the possibility of installing solar panels on the roof to become a net zero energy facility with the potential for revenue generation. The roof and chiller replacement need to occur prior to a solar project. BO # 2765	\$435,000	\$0	\$0	\$435,000	\$0	\$435,000	\$37,101	15	12(a)(2)	0.0512 %
WPNH 2021 Total	\$849,800	\$0	\$0	\$849,800	\$0	\$849,800	\$128,322			0.1770 %
2021 CAPITAL PROGRAM GRAND TOTAL	\$20,977,291	\$5,881,544	\$2,164,374	\$9,276,373	\$3,655,000	\$20,977,291	\$1,270,810			1.7526 %

“Property Tax” is calculated with the YPU and Bond amount. This does not include any portion of a project that is supported by fees.

Summary of Debt

Summary of Debt
as of December 31, 2020

	Bond Anticipation Notes	Serial Bonds	Total Debt	Percent of Total
General Fund				
Community College	\$ 15,023,991	\$ 8,119,816	\$ 23,143,807	16.99%
All Other General Fund	18,483,320	18,678,252	37,161,572	27.27%
Total General Fund	<u>\$ 33,507,311</u>	<u>\$ 26,798,068</u>	<u>\$ 60,305,379</u>	<u>44.26%</u>
Aviation	1,644,602	2,678,885	4,323,487	3.17%
Central Foods	-	197,401	197,401	0.14%
County Road	17,535,012	16,354,447	33,889,459	24.87%
En-Joie Golf Course	250,677	47,817	298,494	0.21%
Fleet Management	511,205	104,413	615,618	0.45%
Library	-	32,917	32,917	0.02%
Road Machinery	3,482,215	2,943,956	6,426,171	4.72%
Solid Waste	8,309,434	15,275,404	23,584,838	17.31%
Transit	873,869	1,426,033	2,299,902	1.69%
Veterans' Arena	435,724	1,086,039	1,521,763	1.12%
Willow Point Nursing Facility	1,587,951	1,159,620	2,747,571	2.02%
Total Fund	<u>\$ 34,630,689</u>	<u>\$ 41,306,932</u>	<u>\$ 75,937,621</u>	<u>55.74%</u>
 Total	 <u><u>\$ 68,138,000</u></u>	 <u><u>\$ 68,105,000</u></u>	 <u><u>\$ 136,243,000</u></u>	 <u><u>100.00%</u></u>

History of Debt Service

	2017 Actual Payments	2018 Actual Payments	2019 Actual Payments	2020 Budget Adopted	2021 Budget Recommended
General Fund					
Community College	\$ 1,544,474	\$ 2,289,235	\$ 1,551,748	\$ 2,008,872	\$ 2,117,141
All Other General Fund	5,976,868	5,684,757	6,955,696	5,810,414	5,968,143
Total General Fund	<u>\$ 7,521,342</u>	<u>\$ 7,973,992</u>	<u>\$ 8,507,444</u>	<u>\$ 7,819,286</u>	<u>\$ 8,085,284</u>
Arena	274,993	294,687	301,207	221,146	272,371
Aviation	765,242	688,364	770,590	851,239	656,224
Central Food and Nutrition Services	64,129	47,369	47,343	47,639	46,686
County Road	3,879,217	4,068,778	4,263,694	3,939,734	4,177,512
En-Joie Golf Course	11,474	11,475	45,301	43,040	35,591
Fleet Management	443,082	213,723	312,215	293,715	253,735
Library	11,900	7,899	7,895	7,944	7,783
Road Machinery	903,760	829,300	822,733	794,535	767,735
Solid Waste	3,413,198	2,694,687	2,639,655	2,376,563	2,373,911
Transit	404,702	391,714	446,778	477,267	426,893
Willow Point Nursing Facility	536,097	592,158	613,338	560,123	462,466
Total	<u><u>\$ 18,144,136</u></u>	<u><u>\$ 17,814,146</u></u>	<u><u>\$ 18,778,193</u></u>	<u><u>\$ 17,432,231</u></u>	<u><u>\$ 17,566,191</u></u>

* In the Proprietary funds principal charges, included here for comparison, reduce liabilities and are not an expense.

Serial Bonds

Summary of Serial Bond Issues General Fund	2021 Principal	Principal	Interest Payments		2020 Principal
	Beginning Balance		Payment	First	Second
Community College	\$ 8,119,816	\$ 746,209	\$ 136,934	\$ 122,830	\$ 7,373,607
All Other General Fund	18,678,252	1,769,263	354,879	284,029	16,908,989
Total General Fund	26,798,068	2,515,472	491,813	406,859	24,282,596
Aviation	2,678,885	356,405	59,543	51,600	2,322,480
Central Food and Nutrition Services	197,401	36,185	5,702	4,798	161,216
County Road	16,354,447	1,809,372	340,377	275,543	14,545,075
En-Joie Golf Course	47,817	8,765	1,381	1,162	39,052
Fleet Management	104,413	19,140	3,016	2,538	85,273
Library	32,917	6,032	951	800	26,885
Road Machinery	2,943,956	301,970	57,558	47,267	2,641,986
Solid Waste Management	15,275,404	1,228,226	293,686	207,272	14,047,178
Transit	1,426,033	213,665	34,868	29,849	1,212,368
Veterans' Arena	1,086,039	134,588	22,916	19,903	951,451
Willow Point Nursing Facility	1,159,620	150,180	25,217	21,932	1,009,440
Total	\$ 68,105,000	\$ 6,780,000	\$ 1,337,028	\$ 1,069,523	\$ 61,325,000
Total 2021 Serial Bond Principal Payment	\$ 6,780,000				
Total 2021 Serial Bond Interest Payment	2,406,551				
2021 Serial Bonds Grand Total	\$ 9,186,551				

Serial Bonds
2010 Tax Exempt Issue (Matures 2021)

	2021	Principal Payment	Interest Payments		2021
	Beginning Balance		First	Second	Ending Balance
General Fund					
Community College					
Technology Initiative	\$ 3,210	3,210	\$ 80	\$ -	\$ -
Update Master Plan	529	529	13	-	-
Wales Building Renovation	10,147	10,147	254	-	-
Original Boiler Replacement Phase II	37,059	37,059	926	-	-
Feasibility Study	2,153	2,153	54	-	-
Energy Management Improvements	8,915	8,915	223	-	-
Roof Replacement - Phase II	44,285	44,285	1,107	-	-
West Gym Bleachers	11,197	11,197	280	-	-
Roadway & Lot Upgrades	5,491	5,491	137	-	-
Roof Replacement III	20,743	20,743	519	-	-
Science Building	21,429	21,429	536	-	-
Alms Building Demo & Site Restoration	19,236	19,236	481	-	-
Direct Digital Control	14,355	14,355	359	-	-
Natural Gas Piping Replacement	17,944	17,944	449	-	-
Total Community College	\$ 216,693	216,693	\$ 5,418	\$ -	\$ -

2010 Tax Exempt Issue (Matures 2021) Continued

	2021	Principal	Interest Payments		2021
	Beginning Balance	Payment	First	Second	Ending Balance
All Other General Fund					
COB - Parking Area Repairs - Design Phase	\$ 9,368	\$ 9,368	\$ 234	\$ -	\$ -
Grippen Ice Rink Rehabilitation	21,274	21,274	532	-	-
Watershed Annual Maintenance	3,230	3,230	81	-	-
County Buildings Renovations	8,613	8,613	215	-	-
County Office Building Carpet	159	159	4	-	-
Public Safety Facility	4,298	4,298	107	-	-
Systematic Roof Replacement At County	15,790	15,790	395	-	-
Electronic Voting Machines	4,338	4,338	108	-	-
Fire Radio System Replacement Phase I	21,532	21,532	538	-	-
Regional Public Safety Training Facility	3,110	3,110	78	-	-
Parks Equipment Replacement	3,876	3,876	97	-	-
Parks Surface Rehabilitation	1,430	1,430	36	-	-
Forum Repairs/Renovations	1,292	1,292	32	-	-
Equipment Replacement (FEMA 06/06 Flood)	47,610	47,610	1,190	-	-
Parks Equipment Replacement (FEMA 06/06 Flood)	150	150	4	-	-
Watershed Annual Maintenance	4,103	4,103	103	-	-
County Buildings Renovations	5,471	5,471	137	-	-
County Office Building - Parking Area	328,512	328,512	8,213	-	-
Petroleum Storage Reg. Compliance	3,445	3,445	86	-	-
Public Safety Facility Repairs/Renovations	3,035	3,035	76	-	-
Computer Equipment Replacement & Update Technology	11,484	11,484	287	-	-
Voice Mail System Replacement - Unified	2,694	2,694	67	-	-
Parks Equipment Replacement	1,005	1,005	25	-	-
Black Creek Security Update At Jail	8,559	8,559	214	-	-
Watershed Regulatory Compliance Part 1	5,742	5,742	144	-	-
County Buildings Renovations	6,460	6,460	162	-	-
Petroleum Bulk Storage	2,153	2,153	54	-	-
Public Safety Facility Repairs/Renovations	3,230	3,230	81	-	-
Systematic Roof Replacement At County	6,220	6,220	156	-	-
Network Switches & PC Replacement	34,667	34,667	867	-	-
Parks Equipment Replacement	3,230	3,230	81	-	-
Portable Radio Replacement	1,718	1,718	43	-	-
Replace Financial, HR/Payroll Systems (Software)	79,980	79,980	2,000	-	-
Replace Financial, HR/Payroll Systems (Hardware)	11,484	11,484	287	-	-
Parks Upgrade	3,349	3,349	84	-	-
ERP System Phase II	235,779	235,779	5,894	-	-
Replace Oil-Water Separator at Fleet	4,522	4,522	113	-	-
External Building Repairs - Front Street Dog Shelter	3,230	3,230	81	-	-

Serial Bonds
2010 Tax Exempt Issue (Matures 2021) Continued

	2021		Interest Payments		2021
	Beginning Balance	Principal Payment	First	Second	Ending Balance
Parks Facilities Repairs & Renovations	2,297	2,297	57	-	-
Sheriff's Vehicle Replacement	9,570	9,570	239	-	-
Security at GHJB	4,364	4,364	109	-	-
Employee Timekeeper System/Scheduler	11,842	11,842	296	-	-
System Upgrades and Network Management	25,839	25,839	646	-	-
Tape Library and Computer Equipment	5,455	5,455	136	-	-
Hazardous Materials Response Vehicle	10,766	10,766	269	-	-
Vehicle Replacement	14,355	14,355	359	-	-
Forum Repairs/Renovations	6,460	6,460	162	-	-
Forum Seating	17,944	17,944	449	-	-
Parks Surface Rehabilitation	5,383	5,383	135	-	-
Parks Facilities Repairs and Renovations	3,589	3,589	90	-	-
Parks Vehicle Replacement	3,589	3,589	90	-	-
Total Other General Fund	\$ 1,037,595	1,037,595	\$ 25,943	\$ -	\$ -
Total General Fund	\$ 1,254,288	1,254,288	\$ 31,361	\$ -	\$ -
County Road					
Highway Reconstruction	\$ 8,088	\$ 8,088	\$ 202	\$ -	\$ -
Colesville Rd./South St. Bridge Replace./Rehab.-Design	2,275	2,275	57	-	-
Highway Reconstruction	105,269	105,269	2,632	-	-
Bevier St. Bridge Reconstruction	83,421	83,421	2,086	-	-
South Street Bridge	14,858	14,858	371	-	-
Bridge Reconstruction	16,108	16,108	403	-	-
Road Reconstruction (FEMA - 06/06 Flood)	4,399	4,399	110	-	-
Bridge Reconstruction (FEMA - 11/06 Flood)	29,356	29,356	734	-	-
Highway Reconstruction/Repair	95,073	95,073	2,377	-	-
Repair Highway Culverts & Bridges	27,354	27,354	684	-	-
Highway Fire Alarm Suppression System	1,517	1,517	38	-	-
Highway Reconstruction/Rehabilitation	108,511	108,511	2,713	-	-
Colesville Rd. Bridge Replacement	67,272	67,272	1,682	-	-
Unanticipated Bridge Repairs	16,149	16,149	404	-	-
2nd Street, Deposit, Drainage	43,544	43,544	1,089	-	-
Highway Reconstruction/Rehabilitation	146,097	146,097	3,652	-	-
Nanticoke Drive Bridge Reconstruction	38,220	38,220	956	-	-
Highway Building Renovations	2,871	2,871	72	-	-
Vestal-Endicott Bridge Painting	188,596	188,596	4,715	-	-
Unanticipated Bridge/Culvert Repairs	21,532	21,532	538	-	-
Highway Reconstruction/Rehabilitation	159,698	159,698	3,992	-	-
Total County Roads	\$ 1,180,208	1,180,208	\$ 29,507	\$ -	\$ -

Serial Bonds
2010 Tax Exempt Issue (Matures 2021) Continued

	2021	Principal	Interest Payments		2021
	Beginning Balance	Payment	First	Second	Ending Balance
Road Machinery					
Highway Equipment Replacement	\$ 14,783	\$ 14,783	\$ 370	\$ -	\$ -
Highway Equipment Replacement	20,097	20,097	502	-	-
Highway Equipment Replacement	56,917	56,917	1,423	-	-
Highway Vehicles Replacement	10,982	10,982	275	-	-
Highway Equipment Replacement	72,134	72,134	1,803	-	-
Total Road Machinery	\$ 174,913	174,913	\$ 4,373	\$ -	\$ -
Library					
Computer Replacement - Public - Phase I	\$ 703	\$ 703	\$ 18	\$ -	\$ -
Computer Replacement - Staff - Phase I	251	251	6	-	-
Computer Replacement - Staff - Phase II	342	342	9	-	-
Parking Lot Surface Treatment	473	473	12	-	-
Replacement of Decker Room Carpet	732	732	18	-	-
Security Cameras	161	161	4	-	-
Library Improvements & Renovations	3,370	3,370	84	-	-
Total Library	\$ 6,032	6,032	\$ 151	\$ -	\$ -
Veterans' Arena					
Arena Primary Electric Repairs	\$ 3,230	\$ 3,230	\$ 81	\$ -	\$ -
Arena Repairs/Renovations	1,433	1,433	36	-	-
Arena Repairs/Renovations	3,445	3,445	86	-	-
Arena Window Replacement - Wall At North End	30,386	30,386	760	-	-
Arena Repairs/Renovations	4,306	4,306	108	-	-
Arena Roof Systems Repair/Resurfacing	8,615	8,615	215	-	-
Arena Spotlights	1,292	1,292	32	-	-
Arena (Safety) Improvements	28,709	28,709	718	-	-
Arena Bathroom Renovations for ADA	5,383	5,383	135	-	-
Arena Repairs/Renovations	10,766	10,766	269	-	-
Total Veterans' Arena	\$ 97,565	97,565	\$ 2,440	\$ -	\$ -
En-Joie Golf Course					
Golf Course Reconstruction	\$ 8,765	8,765	\$ 219	\$ -	\$ -
Total En-Joie Golf Course	\$ 8,765	8,765	\$ 219	\$ -	\$ -

Serial Bonds
2010 Tax Exempt Issue (Matures 2021) Continued

	2021	Principal	Interest Payments		2021
	Beginning Balance	Payment	First	Second	Ending Balance
Transit					
Intermodal Transit Terminal	\$ 144,188	\$ 144,188	\$ 3,605	\$ -	\$ -
5 - 24 Passenger Buses	37,963	37,963	949	-	-
Transit Building Renovations	10,049	10,049	251	-	-
Total Transit	\$ 192,200	\$ 192,200	\$ 4,805	\$ -	\$ -
Willow Point					
WPNH Room Renovations	\$ 20,838	\$ 20,838	\$ 521	\$ -	\$ -
New 380 Bed Facility	37,322	37,322	933	-	-
New Electrical Beds	5,144	5,144	129	-	-
WPNH Resident Contained Smoking Area	4,306	4,306	108	-	-
HVAC Repairs	7,178	7,178	179	-	-
Kiosk Stations	3,445	3,445	86	-	-
Resident Furniture & Room Care Equipment	1,722	1,722	43	-	-
WPNH Renovations And Repairs	8,398	8,398	210	-	-
HVAC Replacement/Repairs	8,074	8,074	202	-	-
Therapy Module - Software & Hardware	1,546	1,546	39	-	-
WPNH Building Improvements	5,282	5,282	132	-	-
Total Willow Point	\$ 103,255	103,255	\$ 2,582	\$ -	\$ -
Solid Waste					
Landfill Construction	\$ 5,265	\$ 5,265	\$ 132	\$ -	\$ -
Leachate Treatment Plant Outfall	76,127	76,127	1,903	-	-
SEIS Options For Section IV Access	6,593	6,593	165	-	-
Colesville Landfill Remediation (Part 2)	15,274	15,274	382	-	-
Colesville Landfill Remediation (Part 2)	6,891	6,891	172	-	-
Design Section III Closure	18,302	18,302	458	-	-
Landfill Rain Cap Section IV	13,637	13,637	341	-	-
Scale House Road And Facility	133,716	133,716	3,343	-	-
Solid Waste Management Plan Update	10,766	10,766	269	-	-
Landfill Road Reconstruction	167,473	167,473	4,187	-	-
Colesville Landfill Remediation (Part 2)	14,534	14,534	363	-	-
Construction of Section II & III Closure	34,452	34,452	861	-	-
Colesville Landfill Remediation	17,944	17,944	449	-	-
Total Solid Waste	\$ 520,974	520,974	\$ 13,025	\$ -	\$ -

Serial Bonds
2010 Tax Exempt Issue (Matures 2021) Continued

	2021 Beginning Balance	Principal Payment	Interest Payments		2021 Ending Balance
			First	Second	
Aviation					
Airport Parking Lot Rehabilitation	\$ 61,549	\$ 61,549	\$ 1,539	\$ -	\$ -
Airport Corporate Hangar Improvements	31,978	31,978	799	-	-
Terminal Building Rehab.	6,460	6,460	162	-	-
Snow Removal Equipment	1,072	1,072	27	-	-
Terminal Building Improvements	25,839	25,839	646	-	-
T-Hangar Improvements	53,831	53,831	1,346	-	-
North Apron Rehabilitation Phase I	35,887	35,887	897	-	-
Main Apron Rehabilitation-Reconstruction	44,859	44,859	1,121	-	-
Total Aviation	<u>\$ 261,475</u>	<u>261,475</u>	<u>\$ 6,537</u>	<u>\$ -</u>	<u>\$ -</u>
Fleet Management					
Fleet Replacement	\$ 4,785	\$ 4,785	\$ 120	\$ -	\$ -
Fleet Replacement	14,355	14,355	359	-	-
Total Fleet Management	<u>\$ 19,140</u>	<u>19,140</u>	<u>\$ 477</u>	<u>\$ -</u>	<u>\$ -</u>
Central Foods					
Central Foods Building Renovations	\$ 30,551	\$ 30,551	\$ 764	\$ -	\$ -
Reconstruction of Central Foods	5,634	5,634	141	-	-
Total Central Foods	<u>\$ 36,185</u>	<u>36,185</u>	<u>\$ 905</u>	<u>\$ -</u>	<u>\$ -</u>
Total 2010 Tax Exempt Issue	<u><u>\$ 3,855,000</u></u>	<u><u>3,855,000</u></u>	<u><u>\$ 96,382</u></u>	<u><u>\$ -</u></u>	<u><u>\$ -</u></u>

Serial Bonds
2010 Federally Taxable Issue - Build America Bonds (BABs) (Matures 2025)

General Fund	2021	Principal Payment	Interest Payments		2021
	Beginning Balance		First	Second	Ending Balance
Community College					
Technology Initiative	\$ 11,402	\$ -	\$ 341	\$ 341	\$ 11,402
Update Master Plan	1,880	-	56	56	1,880
Wales Building Renovation	36,048	-	1,078	1,078	36,048
Original Boiler Replacement Phase II	131,655	-	3,937	3,937	131,655
Feasibility Study	7,649	-	229	229	7,649
Energy Management Improvements	31,668	-	947	947	31,668
Roof Replacement - Phase II	157,323	-	4,705	4,705	157,323
West Gym Bleachers	39,776	-	1,189	1,189	39,776
Roadway & Lot Upgrades	19,506	-	583	583	19,506
Roof Replacement III	73,689	-	2,204	2,204	73,689
Science Building	76,127	-	2,276	2,276	76,127
Alms Building Demo & Site Restoration	68,335	-	2,043	2,043	68,335
Direct Digital Control	50,997	-	1,525	1,525	50,997
Natural Gas Piping Replacement	63,746	-	1,906	1,906	63,746
Total Community College	\$ 769,801	-	\$ 23,019	\$ 23,019	\$ 769,801

Serial Bonds 2010 Federally Taxable Issue - Build America Bonds (BABs) (Matures 2025) Continued

	2021	Principal	Interest Payments		2021
	Beginning Balance	Payment	First	Second	Ending Balance
All Other General Fund					
COB - Parking Area Repairs - Design Phase	\$ 33,280	\$ -	\$ 995	\$ 995	\$ 33,280
Grippen Ice Rink Rehabilitation	75,575	-	2,260	2,260	75,575
Watershed Annual Maintenance	11,474	-	343	343	11,474
County Buildings Renovations	30,597	-	915	915	30,597
County Office Building Carpet	565	-	17	17	565
Public Safety Facility	15,270	-	457	457	15,270
Systematic Roof Replacement At County	56,096	-	1,677	1,677	56,096
Electronic Voting Machines	15,412	-	461	461	15,412
Fire Radio System Replacement Phase I	76,494	-	2,287	2,287	76,494
Regional Public Safety Training Facility	11,049	-	330	330	11,049
Parks Equipment Replacement	13,769	-	412	412	13,769
Parks Surface Rehabilitation	5,083	-	152	152	5,083
Forum Repairs/Renovations	4,590	-	137	137	4,590
Equipment Replacement (FEMA 06/06 Flood)	169,137	-	5,058	5,058	169,137
Parks Equipment Replacement (FEMA 06/06 Flood)	534	-	16	16	534
Watershed Annual Maintenance	14,576	-	436	436	14,576
County Buildings Renovations	19,435	-	581	581	19,435
County Office Building - Parking Area	1,167,045	-	34,899	34,899	1,167,045
Petroleum Storage Reg. Compliance	12,239	-	366	366	12,239
Public Safety Facility Repairs/Renovations	10,782	-	322	322	10,782
Computer Equipment Replacement & Update Technology	40,796	-	1,220	1,220	40,796
Voice Mail System Replacement - Unified	9,570	-	286	286	9,570
Parks Equipment Replacement	3,570	-	107	107	3,570
Black Creek Security Update At Jail	30,407	-	909	909	30,407
Watershed Regulatory Compliance Part 1	20,398	-	610	610	20,398
County Buildings Renovations	22,948	-	686	686	22,948
Petroleum Bulk Storage	7,649	-	229	229	7,649
Public Safety Facility Repairs/Renovations	11,474	-	343	343	11,474
Systematic Roof Replacement At County	22,100	-	661	661	22,100
Network Switches & PC Replacement	123,155	-	3,683	3,683	123,155
Parks Equipment Replacement	11,474	-	343	343	11,474
Portable Radio Replacement	6,106	-	183	183	6,106
Replace Financial, HR/Payroll Systems (Software)	284,130	-	8,497	8,497	284,130
Replace Financial, HR/Payroll Systems (Hardware)	40,796	-	1,220	1,220	40,796
Parks Upgrade	11,899	-	356	356	11,899
ERP System Phase II	837,611	-	25,048	25,048	837,611
Replace Oil-Water Separator at Fleet	16,064	-	480	480	16,064
External Building Repairs - Front Street Dog Shelter	11,474	-	343	343	11,474

Serial Bonds 2010 Federally Taxable Issue - Build America Bonds (BABs) (Matures 2025) Continued

	2021	Principal Payment	Interest Payments		2021
	Beginning Balance		First	Second	Ending Balance
Parks Facilities Repairs & Renovations	8,160	-	244	244	8,160
Sheriff's Vehicle Replacement	33,997	-	1,017	1,017	33,997
Security at GHJB	15,503	-	464	464	15,503
Employee Timekeeper System/Scheduler	42,071	-	1,258	1,258	42,071
System Upgrades and Network Management	91,793	-	2,745	2,745	91,793
Tape Library and Computer Equipment	19,378	-	579	579	19,378
Hazardous Materials Response Vehicle	38,247	-	1,144	1,144	38,247
Vehicle Replacement	50,997	-	1,525	1,525	50,997
Forum Repairs/Renovations	22,948	-	686	686	22,948
Forum Seating	63,745	-	1,906	1,906	63,745
Parks Surface Rehabilitation	19,123	-	572	572	19,123
Parks Facilities Repairs and Renovations	12,749	-	381	381	12,749
Parks Vehicle Replacement	12,749	-	381	381	12,749
Total Other General Fund	\$ 3,686,083	\$ -	\$ 110,227	\$ 110,227	\$ 3,686,083
Total General Fund	\$ 4,455,884	\$ -	\$ 133,246	\$ 133,246	\$ 4,455,884
County Road					
Highway Reconstruction	\$ 28,734	\$ -	\$ 859	\$ 859	\$ 28,734
Colesville Rd./South St. Bridge Replace./Rehab.-Design	8,084	-	242	242	8,084
Highway Reconstruction	373,972	-	11,183	11,183	373,972
Bevier St. Bridge Reconstruction	296,355	-	8,862	8,862	296,355
South Street Bridge	52,781	-	1,578	1,578	52,781
Bridge Reconstruction	57,224	-	1,711	1,711	57,224
Road Reconstruction (FEMA - 06/06 Flood)	15,627	-	467	467	15,627
Bridge Reconstruction (FEMA - 11/06 Flood)	104,287	-	3,119	3,119	104,287
Highway Reconstruction/Repair	337,748	-	10,100	10,100	337,748
Repair Highway Culverts & Bridges	97,176	-	2,906	2,906	97,176
Highway Fire Alarm Suppression System	5,392	-	161	161	5,392
Highway Reconstruction/Rehabilitation	385,490	-	11,528	11,528	385,490
Colesville Rd. Bridge Replacement	238,987	-	7,147	7,147	238,987
Unanticipated Bridge Repairs	57,371	-	1,716	1,716	57,371
2nd Street, Deposit, Drainage	154,689	-	4,626	4,626	154,689
Highway Reconstruction/Rehabilitation	519,011	-	15,520	15,520	519,011
Nanticoke Drive Bridge Reconstruction	135,777	-	4,060	4,060	135,777
Highway Building Renovations	10,199	-	305	305	10,199
Vestal-Endicott Bridge Painting	669,994	-	20,035	20,035	669,994
Unanticipated Bridge/Culvert Repairs	76,494	-	2,287	2,287	76,494
Highway Reconstruction/Rehabilitation	567,331	-	16,965	16,965	567,331
Total County Roads	\$ 4,192,723	\$ -	\$ 125,377	\$ 125,377	\$ 4,192,723

Serial Bonds
2010 Federally Taxable Issue - Build America Bonds (BABs) (Matures 2025) Continued

	2021 Beginning Balance	Principal Payment	Interest Payments		2021 Ending Balance
			First	Second	
Road Machinery					
Highway Equipment Replacement	\$ 52,519	\$ -	\$ 1,571	\$ 1,571	\$ 52,519
Highway Equipment Replacement	71,394	-	2,135	2,135	71,394
Highway Equipment Replacement	202,200	-	6,047	6,047	202,200
Highway Vehicles Replacement	39,012	-	1,167	1,167	39,012
Highway Equipment Replacement	256,256	-	7,663	7,663	256,256
Total Road Machinery	<u>\$ 621,381</u>	<u>\$ -</u>	<u>\$ 18,583</u>	<u>\$ 18,583</u>	<u>\$ 621,381</u>
Library					
Computer Replacement - Public - Phase I	\$ 2,499	\$ -	\$ 75	\$ 75	\$ 2,499
Computer Replacement - Staff - Phase I	892	-	27	27	892
Computer Replacement - Staff - Phase II	1,218	-	36	36	1,218
Parking Lot Surface Treatment	1,683	-	50	50	1,683
Replacement of Decker Room Carpet	2,601	-	78	78	2,601
Security Cameras	570	-	17	17	570
Library Improvements & Renovations	11,974	-	358	358	11,974
Total Library	<u>\$ 21,437</u>	<u>\$ -</u>	<u>\$ 641</u>	<u>\$ 641</u>	<u>\$ 21,437</u>
Veterans' Arena					
Arena Primary Electric Repairs	\$ 11,474	\$ -	\$ 343	\$ 343	\$ 11,474
Arena Repairs/Renovations	5,100	-	153	153	5,100
Arena Repairs/Renovations	12,239	-	366	366	12,239
Arena Window Replacement - Wall At North End	107,948	-	3,228	3,228	107,948
Arena Repairs/Renovations	15,299	-	458	458	15,299
Arena Roof Systems Repair/Resurfacing	30,597	-	915	915	30,597
Arena Spotlights	4,590	-	137	137	4,590
Arena (Safety) Improvements	101,992	-	3,050	3,050	101,992
Arena Bathroom Renovations for ADA	19,123	-	572	572	19,123
Arena Repairs/Renovations	38,247	-	1,144	1,144	38,247
Total Veterans' Arena	<u>\$ 346,609</u>	<u>\$ -</u>	<u>\$ 10,366</u>	<u>\$ 10,366</u>	<u>\$ 346,609</u>
En-Joie Golf Course					
Golf Course Reconstruction	\$ 31,139	\$ -	\$ 931	\$ 931	\$ 31,139
Total En-Joie Golf Course	<u>\$ 31,139</u>	<u>\$ -</u>	<u>\$ 931</u>	<u>\$ 931</u>	<u>\$ 31,139</u>

Serial Bonds
2010 Federally Taxable Issue - Build America Bonds (BABs) (Matures 2025) Continued

	2021	Principal Payment	Interest Payments		2021
	Beginning Balance		First	Second	Ending Balance
Transit					
Intermodal Transit Terminal	\$ 512,226	\$ -	\$ 15,317	\$ 15,317	\$ 512,226
5 - 24 Passenger Buses	134,866	-	4,033	4,033	134,866
Transit Building Renovations	35,697	-	1,067	1,067	35,697
Total Transit	\$ 682,789	\$ -	\$ 20,417	\$ 20,417	\$ 682,789
Willow Point					
WPNH Room Renovations	\$ 74,030	\$ -	\$ 2,214	\$ 2,214	\$ 74,030
New 380 Bed Facility	132,590	-	3,965	3,965	132,590
New Electrical Beds	18,274	-	546	546	18,274
WPNH Resident Contained Smoking Area	15,299	-	458	458	15,299
HVAC Repairs	25,498	-	762	762	25,498
Kiosk Stations	12,239	-	366	366	12,239
Resident Furniture & Room Care Equipment	6,120	-	183	183	6,120
WPNH Renovations And Repairs	29,832	-	892	892	29,832
HVAC Replacement/Repairs	28,684	-	858	858	28,684
Therapy Module - Software & Hardware	5,493	-	164	164	5,493
WPNH Building Improvements	18,767	-	561	561	18,767
Total Willow Point	\$ 366,826	\$ -	\$ 10,969	\$ 10,969	\$ 366,826
Solid Waste					
Landfill Construction	\$ 18,702		\$ 559	\$ 559	\$ 18,702
Leachate Treatment Plant Outfall	270,442		8,087	8,087	270,442
SEIS Options For Section IV Access	23,421		700	700	23,421
Colesville Landfill Remediation (Part 2)	54,260		1,623	1,623	54,260
Colesville Landfill Remediation (Part 2)	24,478		732	732	24,478
Design Section III Closure	65,020		1,944	1,944	65,020
Landfill Rain Cap Section IV	48,446		1,449	1,449	48,446
Scale House Road And Facility	475,029		14,205	14,205	475,029
Solid Waste Management Plan Update	38,247		1,144	1,144	38,247
Landfill Road Reconstruction	594,954		17,791	17,791	594,954
Colesville Landfill Remediation (Part 2)	51,634		1,544	1,544	51,634
Construction of Section II & III Closure	122,391		3,660	3,660	122,391
Colesville Landfill Remediation	63,745		1,906	1,906	63,745
Total Solid Waste	\$ 1,850,769	\$ -	\$ 55,344	\$ 55,344	\$ 1,850,769

Serial Bonds
2010 Federally Taxable Issue - Build America Bonds (BABs) (Matures 2025) Continued

	2021 Beginning Balance	Principal Payment	Interest Payments		2021 Ending Balance
			First	Second	
Aviation					
Airport Parking Lot Rehabilitation	\$ 218,655	\$ -	\$ 6,539	\$ 6,539	\$ 218,655
Airport Corporate Hangar Improvements	113,603	-	3,397	3,397	113,603
Terminal Building Rehab.	22,948	-	686	686	22,948
Snow Removal Equipment	3,809	-	114	114	3,809
Terminal Building Improvements	91,793	-	2,745	2,745	91,793
T-Hangar Improvements	191,236	-	5,719	5,719	191,236
North Apron Rehabilitation Phase I	127,490	-	3,812	3,812	127,490
Main Apron Rehabilitation-Reconstruction	159,363	-	4,766	4,766	159,363
Total Aviation	<u>\$ 928,897</u>	<u>\$ -</u>	<u>\$ 27,778</u>	<u>\$ 27,778</u>	<u>\$ 928,897</u>
Fleet Management					
Fleet Replacement	\$ 16,998	\$ -	\$ 508	\$ 508	\$ 16,998
Fleet Replacement	50,997	-	1,525	1,525	50,997
Total Fleet Management	<u>\$ 67,995</u>	<u>\$ -</u>	<u>\$ 2,033</u>	<u>\$ 2,033</u>	<u>\$ 67,995</u>
Central Foods					
Central Foods Building Renovations	\$ 108,535	\$ -	\$ 3,246	\$ 3,246	\$ 108,535
Reconstruction of Central Foods	20,016	-	599	599	20,016
Total Central Foods	<u>\$ 128,551</u>	<u>\$ -</u>	<u>\$ 3,845</u>	<u>\$ 3,845</u>	<u>\$ 128,551</u>
Total 2010 Federally Taxable Issue - BABs	<u><u>\$ 13,695,000</u></u>	<u><u>\$ -</u></u>	<u><u>\$ 409,530</u></u>	<u><u>\$ 409,530</u></u>	<u><u>\$ 13,695,000</u></u>

Serial Bonds
2010 Federally Taxable Issue - Recovery Zone Economic Development Bonds (RZEDBs) (Matures 2025)

	2021	Principal Payment	Interest Payments		2021
	Beginning Balance		First	Second	Ending Balance
General Fund					
Community College					
Technology Initiative	\$ 2,897	-	\$ 85	\$ 85	\$ 2,897
Update Master Plan	478	-	14	14	478
Wales Building Renovation	9,160	-	267	267	9,160
Original Boiler Replacement Phase II	33,455	-	977	977	33,455
Feasibility Study	1,944	-	57	57	1,944
Energy Management Improvements	8,047	-	235	235	8,047
Roof Replacement - Phase II	39,977	-	1,167	1,167	39,977
West Gym Bleachers	10,108	-	295	295	10,108
Roadway & Lot Upgrades	4,957	-	145	145	4,957
Roof Replacement III	18,725	-	547	547	18,725
Science Building	19,344	-	565	565	19,344
Alms Building Demo & Site Restoration	17,364	-	507	507	17,364
Direct Digital Control	12,958	-	378	378	12,958
Natural Gas Piping Replacement	16,198	-	473	473	16,198
Total Community College	\$ 195,612	-	\$ 5,712	\$ 5,712	\$ 195,612

Serial Bonds 2010 Federally Taxable Issue - Build America Bonds (BABs) (Matures 2025) Continued

	2021	Principal	Interest Payments		2021
	Beginning Balance	Payment	First	Second	Ending Balance
All Other General Fund					
COB - Parking Area Repairs - Design Phase	\$ 8,457	-	\$ 247	\$ 247	\$ 8,457
Grippen Ice Rink Rehabilitation	19,204	-	561	561	19,204
Watershed Annual Maintenance	2,916	-	85	85	2,916
County Buildings Renovations	7,775	-	227	227	7,775
County Office Building Carpet	144	-	4	4	144
Public Safety Facility	3,881	-	113	113	3,881
Systematic Roof Replacement At County	14,254	-	416	416	14,254
Electronic Voting Machines	3,916	-	114	114	3,916
Fire Radio System Replacement Phase I	19,438	-	567	567	19,438
Regional Public Safety Training Facility	2,808	-	82	82	2,808
Parks Equipment Replacement	3,499	-	102	102	3,499
Parks Surface Rehabilitation	1,292	-	38	38	1,292
Forum Repairs/Renovations	1,166	-	34	34	1,166
Equipment Replacement (FEMA 06/06 Flood)	42,979	-	1,255	1,255	42,979
Parks Equipment Replacement (FEMA 06/06 Flood)	136	-	4	4	136
Watershed Annual Maintenance	3,704	-	108	108	3,704
County Buildings Renovations	4,939	-	144	144	4,939
County Office Building - Parking Area	296,555	-	8,658	8,658	296,555
Petroleum Storage Reg. Compliance	3,110	-	91	91	3,110
Public Safety Facility Repairs/Renovations	2,740	-	80	80	2,740
Computer Equipment Replacement & Update Technology	10,367	-	303	303	10,367
Voice Mail System Replacement - Unified	2,432	-	71	71	2,432
Parks Equipment Replacement	907	-	26	26	907
Black Creek Security Update At Jail	7,727	-	226	226	7,727
Watershed Regulatory Compliance Part 1	5,183	-	151	151	5,183
County Buildings Renovations	5,831	-	170	170	5,831
Petroleum Bulk Storage	1,944	-	57	57	1,944
Public Safety Facility Repairs/Renovations	2,916	-	85	85	2,916
Systematic Roof Replacement At County	5,615	-	164	164	5,615
Network Switches & PC Replacement	31,295	-	914	914	31,295
Parks Equipment Replacement	2,916	-	85	85	2,916
Portable Radio Replacement	1,551	-	45	45	1,551
Replace Financial, HR/Payroll Systems (Software)	72,199	-	2,108	2,108	72,199
Replace Financial, HR/Payroll Systems (Hardware)	10,367	-	303	303	10,367
Parks Upgrade	3,024	-	88	88	3,024
ERP System Phase II	212,843	-	6,214	6,214	212,843
Replace Oil-Water Separator at Fleet	4,082	-	119	119	4,082
External Building Repairs - Front Street Dog Shelter	2,916	-	85	85	2,916

Serial Bonds 2010 Federally Taxable Issue - Build America Bonds (BABs) (Matures 2025) Continued

	2021	Principal Payment	Interest Payments		2021
	Beginning Balance		First	Second	Ending Balance
Parks Facilities Repairs & Renovations	2,073	-	61	61	2,073
Sheriff's Vehicle Replacement	8,639	-	252	252	8,639
Security at GHJB	3,939	-	115	115	3,939
Employee Timekeeper System/Scheduler	10,691	-	312	312	10,691
System Upgrades and Network Management	23,325	-	681	681	23,325
Tape Library and Computer Equipment	4,924	-	144	144	4,924
Hazardous Materials Response Vehicle	9,719	-	284	284	9,719
Vehicle Replacement	12,958	-	378	378	12,958
Forum Repairs/Renovations	5,831	-	170	170	5,831
Forum Seating	16,198	-	473	473	16,198
Parks Surface Rehabilitation	4,859	-	142	142	4,859
Parks Facilities Repairs and Renovations	3,240	-	95	95	3,240
Parks Vehicle Replacement	3,240	-	95	95	3,240
Total Other General Fund	\$ 936,664	-	\$ 27,346	\$ 27,346	\$ 936,664
Total General Fund	\$ 1,132,276	-	\$ 33,058	\$ 33,058	\$ 1,132,276
County Road					
Highway Reconstruction	\$ 7,302	-	\$ 213	\$ 213	\$ 7,302
Colesville Rd./South St. Bridge Replace./Rehab.-Design	2,054	-	60	60	2,054
Highway Reconstruction	95,029	-	2,774	2,774	95,029
Bevier St. Bridge Reconstruction	75,306	-	2,199	2,199	75,306
South Street Bridge	13,412	-	392	392	13,412
Bridge Reconstruction	14,541	-	425	425	14,541
Road Reconstruction (FEMA - 06/06 Flood)	3,971	-	116	116	3,971
Bridge Reconstruction (FEMA - 11/06 Flood)	26,500	-	774	774	26,500
Highway Reconstruction/Repair	85,824	-	2,506	2,506	85,824
Repair Highway Culverts & Bridges	24,693	-	721	721	24,693
Highway Fire Alarm Suppression System	1,370	-	40	40	1,370
Highway Reconstruction/Rehabilitation	97,956	-	2,860	2,860	97,956
Colesville Rd. Bridge Replacement	60,728	-	1,773	1,773	60,728
Unanticipated Bridge Repairs	14,578	-	426	426	14,578
2nd Street, Deposit, Drainage	39,307	-	1,148	1,148	39,307
Highway Reconstruction/Rehabilitation	131,885	-	3,850	3,850	131,885
Nanticoke Drive Bridge Reconstruction	34,502	-	1,007	1,007	34,502
Highway Building Renovations	2,592	-	76	76	2,592
Vestal-Endicott Bridge Painting	170,250	-	4,970	4,970	170,250
Unanticipated Bridge/Culvert Repairs	19,438	-	567	567	19,438
Highway Reconstruction/Rehabilitation	144,163	-	4,209	4,209	144,163
Total County Roads	\$ 1,065,401	-	\$ 31,106	\$ 31,106	\$ 1,065,401

Serial Bonds
2010 Federally Taxable Issue - Build America Bonds (BABs) (Matures 2025) Continued

	2021 Beginning Balance	Principal Payment	Interest Payments		2021 Ending Balance
			First	Second	
Road Machinery					
Highway Equipment Replacement	\$ 13,346	-	\$ 390	\$ 390	\$ 13,346
Highway Equipment Replacement	18,142	-	530	530	18,142
Highway Equipment Replacement	51,380	-	1,500	1,500	51,380
Highway Vehicles Replacement	9,913	-	289	289	9,913
Highway Equipment Replacement	65,116	-	1,901	1,901	65,116
Total Road Machinery	<u>\$ 157,897</u>	<u>-</u>	<u>\$ 4,610</u>	<u>\$ 4,610</u>	<u>\$ 157,897</u>
Library					
Computer Replacement - Public - Phase I	\$ 635	-	\$ 19	\$ 19	\$ 635
Computer Replacement - Staff - Phase I	227	-	7	7	227
Computer Replacement - Staff - Phase II	309	-	9	9	309
Parking Lot Surface Treatment	428	-	12	12	428
Replacement of Decker Room Carpet	661	-	19	19	661
Security Cameras	145	-	4	4	145
Library Improvements & Renovations	3,043	-	89	89	3,043
Total Library	<u>\$ 5,448</u>	<u>-</u>	<u>\$ 159</u>	<u>\$ 159</u>	<u>\$ 5,448</u>
Veterans' Arena					
Arena Primary Electric Repairs	\$ 2,916	-	\$ 85	\$ 85	\$ 2,916
Arena Repairs/Renovations	1,296	-	38	38	1,296
Arena Repairs/Renovations	3,110	-	91	91	3,110
Arena Window Replacement - Wall At North End	27,431	-	801	801	27,431
Arena Repairs/Renovations	3,888	-	113	113	3,888
Arena Roof Systems Repair/Resurfacing	7,775	-	227	227	7,775
Arena Spotlights	1,166	-	34	34	1,166
Arena (Safety) Improvements	25,917	-	757	757	25,917
Arena Bathroom Renovations for ADA	4,859	-	142	142	4,859
Arena Repairs/Renovations	9,719	-	284	284	9,719
Total Veterans' Arena	<u>\$ 88,077</u>	<u>-</u>	<u>\$ 2,572</u>	<u>\$ 2,572</u>	<u>\$ 88,077</u>
En-Joie Golf Course					
Golf Course Reconstruction	\$ 7,913	-	\$ 231	\$ 231	\$ 7,913
Total En-Joie Golf Course	<u>\$ 7,913</u>	<u>-</u>	<u>\$ 231</u>	<u>\$ 231</u>	<u>\$ 7,913</u>

Serial Bonds
2010 Federally Taxable Issue - Build America Bonds (BABs) (Matures 2025) Continued

	2021	Principal Payment	Interest Payments		2021
	Beginning Balance		First	Second	Ending Balance
Transit					
Intermodal Transit Terminal	\$ 130,161	-	\$ 3,800	\$ 3,800	\$ 130,161
5 - 24 Passenger Buses	34,270	-	1,000	1,000	34,270
Transit Building Renovations	9,071	-	265	265	9,071
Total Transit	\$ 173,502	-	\$ 5,065	\$ 5,065	\$ 173,502
Willow Point					
WPNH Room Renovations	\$ 18,811	-	\$ 549	\$ 549	\$ 18,811
New 380 Bed Facility	33,692	-	984	984	33,692
New Electrical Beds	4,643	-	136	136	4,643
WPNH Resident Contained Smoking Area	3,888	-	113	113	3,888
HVAC Repairs	6,479	-	189	189	6,479
Kiosk Stations	3,110	-	91	91	3,110
Resident Furniture & Room Care Equipment	1,555	-	45	45	1,555
WPNH Renovations And Repairs	7,581	-	221	221	7,581
HVAC Replacement/Repairs	7,289	-	213	213	7,289
Therapy Module - Software & Hardware	1,396	-	41	41	1,396
WPNH Building Improvements	4,769	-	139	139	4,769
Total Willow Point	\$ 93,213	-	\$ 2,721	\$ 2,721	\$ 93,213
Solid Waste					
Landfill Construction	\$ 4,752	-	\$ 139	\$ 139	\$ 4,752
Leachate Treatment Plant Outfall	68,721	-	2,006	2,006	68,721
SEIS Options For Section IV Access	5,951	-	174	174	5,951
Colesville Landfill Remediation (Part 2)	13,788	-	403	403	13,788
Colesville Landfill Remediation (Part 2)	6,220	-	182	182	6,220
Design Section III Closure	16,522	-	482	482	16,522
Landfill Rain Cap Section IV	12,311	-	359	359	12,311
Scale House Road And Facility	120,708	-	3,524	3,524	120,708
Solid Waste Management Plan Update	9,719	-	284	284	9,719
Landfill Road Reconstruction	151,182	-	4,414	4,414	151,182
Colesville Landfill Remediation (Part 2)	13,120	-	383	383	13,120
Construction of Section II & III Closure	31,100	-	908	908	31,100
Colesville Landfill Remediation	16,198	-	473	473	16,198
Total Solid Waste	\$ 470,292	-	\$ 13,731	\$ 13,731	\$ 470,292

Serial Bonds
2010 Federally Taxable Issue - Build America Bonds (BABs) (Matures 2025) Continued

	2021	Principal Payment	Interest Payments		2021
	Beginning Balance		First	Second	Ending Balance
Aviation					
Airport Parking Lot Rehabilitation	\$ 55,562	-	\$ 1,622	\$ 1,622	\$ 55,562
Airport Corporate Hangar Improvements	28,867	-	843	843	28,867
Terminal Building Rehab.	5,831	-	170	170	5,831
Snow Removal Equipment	968	-	28	28	968
Terminal Building Improvements	23,325	-	681	681	23,325
T-Hangar Improvements	48,594	-	1,419	1,419	48,594
North Apron Rehabilitation Phase I	32,396	-	946	946	32,396
Main Apron Rehabilitation-Reconstruction	40,495	-	1,182	1,182	40,495
Total Aviation	\$ 236,038	-	\$ 6,891	\$ 6,891	\$ 236,038
Fleet Management					
Fleet Replacement	\$ 4,320	-	\$ 126	\$ 126	\$ 4,320
Fleet Replacement	12,958	-	378	378	12,958
Total Fleet Management	\$ 17,278	-	\$ 504	\$ 504	\$ 17,278
Central Foods					
Central Foods Building Renovations	\$ 27,579	-	\$ 805	\$ 805	\$ 27,579
Reconstruction of Central Foods	5,086	-	148	148	5,086
Total Central Foods	\$ 32,665	-	\$ 953	\$ 953	\$ 32,665
Total 2010 Federally Taxable Issue - RZEDBs	\$ 3,480,000	-	\$ 101,601	\$ 101,601	\$ 3,480,000

Serial Bonds
2016 Issue (Matures 2035)

	2021	Principal	Interest Payments		2021
	Beginning Balance	Payment	First	Second	Ending Balance
General Fund					
Community College					
Science Building	\$ 440,625	\$ 25,052	\$ 5,345	\$ 5,095	\$ 415,573
Wales Building Upgrades	121,007	6,880	1,468	1,399	114,127
Roofs Replacement IV	69,379	3,945	842	802	65,434
Total Community College	\$ 631,011	\$ 35,877	\$ 7,655	\$ 7,296	\$ 595,134
All Other General Fund					
COPS Advance Refunding	\$ 7,735,227	\$ 439,788	\$ 93,836	\$ 89,439	\$ 7,295,439
Watershed Regulatory Compliance	93,105	5,294	1,129	1,077	87,811
Courthouse Air Handler Replacement	113,618	6,460	1,378	1,314	107,158
Systematic Roof Replacement at County	54,721	3,111	664	633	51,610
Watershed Annual Maintenance	30,735	1,747	373	355	28,988
Courthouse Steps	41,564	2,363	504	481	39,201
Spill Prevention/Petroleum Bulk Storage	32,658	1,857	396	378	30,801
Watershed Annual Maintenance	37,241	2,117	452	431	35,124
Watershed Regulatory Compliance	112,226	6,381	1,361	1,298	105,845
County Buildings Renovations	124,454	7,076	1,510	1,439	117,378
Systematic Roof Replacement - County Buildings	60,960	3,466	740	705	57,494
County Building Renovations	3,228	184	39	37	3,044
Forum Repairs/Renovations	124,695	7,090	1,513	1,442	117,605
Otsiningo Bathroom	54,297	3,087	659	628	51,210
Parks Facilities Repairs & Renovations	31,382	1,784	381	363	29,598
Total Other General Fund	\$ 8,650,111	\$ 491,805	\$ 104,935	\$ 100,020	\$ 8,158,306
Total General Fund	\$ 9,281,122	\$ 527,682	\$ 112,590	\$ 107,316	\$ 8,753,440

Serial Bonds
2016 Issue (Matures 2035) Continued

	2021	Principal Payment	Interest Payments		2021
	Beginning Balance		First	Second	Ending Balance
County Road					
Highway Reconstruction/Rehabilitation	\$ 2,581	\$ 147	\$ 31	\$ 30	\$ 2,434
Highway Reconstruction/Rehabilitation	1,227,612	69,796	14,892	14,194	1,157,816
Killawog Rd & Oregon Hill Rd Bridges	338,849	19,265	4,111	3,918	319,584
Unanticipated Bridge/Culvert Repairs	183,552	10,436	2,227	2,122	173,116
West Hill Rd Bridge Rehabilitation/Scour	112,171	6,378	1,361	1,297	105,793
Highway Reconstruction/Rehabilitation	1,356,398	77,118	16,455	15,683	1,279,280
Unanticipated Bridge/Culvert Repairs	190,434	10,827	2,310	2,202	179,607
Total County Roads	\$ 3,411,597	\$ 193,967	\$ 41,387	\$ 39,446	\$ 3,217,630
Road Machinery					
Highway Equipment Replacement	\$ 18,142	\$ 1,031	\$ 220	\$ 210	\$ 17,111
Highway Equipment Replacement	276,725	15,733	3,357	3,200	260,992
Highway Equipment Replacement	502,927	28,594	6,101	5,815	474,333
Total Road Machinery	\$ 797,794	\$ 45,358	\$ 9,678	\$ 9,225	\$ 752,436
Veterans' Arena					
Arena Repairs/Renovations	\$ 74,469	\$ 4,234	\$ 903	\$ 861	\$ 70,235
Repair/Replace Arena HVAC Equipment	212,695	12,093	2,580	2,459	200,602
Total Veterans' Arena	\$ 287,164	\$ 16,327	\$ 3,483	\$ 3,320	\$ 270,837
Transit					
Intermodal Transit Terminal	\$ 377,542	\$ 21,465	\$ 4,580	\$ 4,365	\$ 356,077
Total Transit	\$ 377,542	\$ 21,465	\$ 4,580	\$ 4,365	\$ 356,077

Serial Bonds
2016 Issue (Matures 2035) Continued

	2021	Principal Payment	Interest Payments		2021
	Beginning Balance		First	Second	Ending Balance
Solid Waste					
Scale House Road And Facility	\$ 18,405	\$ 1,046	\$ 223	\$ 213	\$ 17,359
Landfill Road Reconstruction	68,975	3,922	837	798	65,053
Construction of Section II & III Closure	987,560	56,148	11,980	11,419	931,412
Landfill Equipment	101,270	5,758	1,229	1,171	95,512
Design/Construction Review for Section IV Cells II & III	254,996	14,498	3,093	2,948	240,498
Colesville Landfill Remediation	317,864	18,072	3,856	3,675	299,792
Construction Section IV Cell II	2,038,590	115,905	24,730	23,571	1,922,685
Design & Construction Review Section IV Cells III & IV	73,560	4,182	892	851	69,378
Landfill Groundwater Remediation Feasibility Study	201,216	11,440	2,441	2,327	189,776
Total Solid Waste	\$ 4,062,436	\$ 230,971	\$ 49,281	\$ 46,973	\$ 3,831,465
Aviation					
Hangar Improvements	\$ 23,178	\$ 1,318	\$ 281	\$ 268	\$ 21,860
Rental Car Service Facility Replacement	139,167	7,912	1,688	1,609	131,255
Total Aviation	\$ 162,345	\$ 9,230	\$ 1,969	\$ 1,877	\$ 153,115
Total 2016 Issue	\$ 18,380,000	\$ 1,045,000	\$ 222,969	\$ 212,522	\$ 17,335,000

Serial Bonds
2018 Issue (Matures 2031)

	2021	Principal Payment	Interest Payments		2021
	Beginning Balance		First	Second	Ending Balance
General Fund					
Community College					
Science Building	\$ 4,910,321	\$ 386,391	\$ 73,655	\$ 67,859	\$ 4,523,930
Hazardous Materials	39,122	3,078	587	541	36,044
Wales Building Upgrades	942,163	74,138	14,132	13,020	868,025
Electrical Infrastructure	17,294	1,361	259	239	15,933
HVAC Upgrades/Replacement	59,993	4,721	900	829	55,272
Water & Sewer Renovations/Upgrades	128,736	10,130	1,931	1,779	118,606
Sidewalks, Roadways, & Other Parking Lots	18,257	1,437	274	252	16,820
HVAC & Roof Critical Replacements	94,063	7,402	1,411	1,300	86,661
Total Community College	\$ 6,209,949	\$ 488,658	\$ 93,149	\$ 85,819	\$ 5,721,291
All Other General Fund					
Watershed Annual Maintenance	\$ 42,142	\$ 3,316	\$ 632	\$ 582	\$ 38,826
County Building Renovations	77,851	6,126	1,168	1,076	71,725
Watershed Annual Maintenance	34,338	2,702	515	475	31,636
Systematic Roof Replacement at County Facilities	96,851	7,621	1,453	1,338	89,230
Conversion of Gym to Dormitory	60,276	4,743	904	833	55,533
Sheriff Medical Addition	150,001	11,803	2,250	2,073	138,198
Parks Equipment (Bobcat)	28,988	2,281	435	401	26,707
Parks Equipment Replacement	37,500	2,951	563	518	34,549
Stormwater Infrastructure	24,190	1,904	363	334	22,286
Total Other General Fund	\$ 552,137	\$ 43,447	\$ 8,283	\$ 7,630	\$ 508,690
Total General Fund	\$ 6,762,086	\$ 532,105	\$ 101,432	\$ 93,449	\$ 6,229,981

Serial Bonds

2018 Issue (Matures 2031) Continued

	2021 Beginning Balance	Principal Payment	Interest Payments		2021 Ending Balance
			First	Second	
County Road					
Airport Road Reconstruction - Design	\$ 62,589	\$ 4,925	\$ 939	\$ 865	\$ 57,664
Highway Reconstruction/Rehabilitation	1,319,634	103,841	19,795	18,237	1,215,793
Killawog Rd Bridge Replacement	344,027	27,071	5,160	4,754	316,956
River Rd Bridge Replacement Design	95,551	7,519	1,433	1,320	88,032
Unanticipated Bridge/Culvert Repairs	131,952	10,383	1,979	1,824	121,569
Highway Reconstruction/Rehabilitation	1,452,765	114,318	21,791	20,077	1,338,447
Unanticipated Bridge/Culvert Repairs	281,748	22,171	4,226	3,894	259,577
Total County Roads	\$ 3,688,266	\$ 290,228	\$ 55,323	\$ 50,971	\$ 3,398,038
Road Machinery					
Highway Equipment Replacement	\$ 357,009	\$ 28,093	\$ 5,355	\$ 4,934	\$ 328,916
Highway Equipment Replacement	390,453	30,725	5,857	5,396	359,728
Total Road Machinery	\$ 747,462	\$ 58,818	\$ 11,212	\$ 10,330	\$ 688,644
Veterans' Arena					
Arena Efficiency Project	\$ 136,431	\$ 10,736	\$ 2,046	\$ 1,885	\$ 125,695
Arena Improvement Project	119,733	9,422	1,796	1,655	110,311
Total Veterans' Arena	\$ 256,164	\$ 20,158	\$ 3,842	\$ 3,540	\$ 236,006
Solid Waste					
Colesville Landfill Remediation	\$ 47,545	\$ 3,741	\$ 713	\$ 657	\$ 43,804
Construction of Sewer Line	1,147,306	90,281	17,210	15,855	1,057,025
Landfill Equipment	472,715	37,198	7,091	6,533	435,517
Total Solid Waste	\$ 1,667,566	\$ 131,220	\$ 25,014	\$ 23,045	\$ 1,536,346

Serial Bonds
2018 Issue (Matures 2031) Continued

	<u>2021 Beginning Balance</u>	<u>Principal Payment</u>	<u>Interest Payments</u>		<u>2021 Ending Balance</u>
			<u>First</u>	<u>Second</u>	
Aviation					
Hangar Improvements	\$ 76,072	\$ 5,986	\$ 1,141	\$ 1,051	\$ 70,086
Rental Car Service Facility Replacement	1,011,058	79,560	15,166	13,972	931,498
Total Aviation	<u>\$ 1,087,130</u>	<u>\$ 85,546</u>	<u>\$ 16,307</u>	<u>\$ 15,024</u>	<u>\$ 1,001,584</u>
Willow Point					
Sprinkler System	\$ 596,326	\$ 46,925	\$ 8,945	\$ 8,241	\$ 549,401
Total Willow Point	<u>\$ 596,326</u>	<u>\$ 46,925</u>	<u>\$ 8,945</u>	<u>\$ 8,241</u>	<u>\$ 549,401</u>
Total 2018 Issue	<u><u>\$ 14,805,000</u></u>	<u><u>\$ 1,165,000</u></u>	<u><u>\$ 222,075</u></u>	<u><u>\$ 204,600</u></u>	<u><u>\$ 13,640,000</u></u>

Serial Bonds 2020 Issue (Matures 2034)					
	2021	Principal	Interest Payments		2021
	Beginning Balance	Payment	First	Second	Ending Balance
General Fund					
Community College					
HVAC Upgrades/Replacement	\$ 39,000	\$ 2,008	\$ 799	\$ 397	\$ 36,992
Water & Sewer Renovations/Upgrades	57,750	2,973	1,183	587	54,777
Total Community College	\$ 96,750	\$ 4,981	\$ 1,982	\$ 984	\$ 91,769
All Other General Fund					
South Otsiningo Trail	\$ 49,049	\$ 2,525	\$ 1,005	\$ 499	\$ 46,524
Watershed Annual Maintenance	32,500	1,673	666	331	30,827
Senior Centers Parking Lot Repairs	75,000	3,861	1,536	763	71,139
Systematic Roof Replacement at County Facilities	99,904	5,143	2,046	1,016	94,761
OES Land Purchase	166,665	8,579	3,413	1,695	158,086
OES Tower Site Land Preparation	100,000	5,148	2,048	1,017	94,852
Conversion of Gym to Dormitory	902,146	46,439	18,477	9,176	855,707
Sheriff Medical Addition	2,292,188	117,992	46,946	23,314	2,174,196
Parks Surface Rehabilitation	37,607	1,936	770	383	35,671
Otsiningo Pond Loop Trail Project	27,295	1,405	559	278	25,890
Parks Facilities Repairs & Renovations	16,643	857	341	169	15,786
Parks Surface Rehabilitation	16,665	858	341	170	15,807
Total Other General Fund	\$ 3,815,662	\$ 196,416	\$ 78,148	\$ 38,811	\$ 3,619,246
Total General Fund	\$ 3,912,412	\$ 201,397	\$ 80,130	\$ 39,795	\$ 3,711,015
County Road					
Killawog Road & Oregon Hill Road Bridges	\$ 11,000	\$ 566	\$ 225	\$ 112	\$ 10,434
Airport Road Reconstruction - Design	36,711	1,890	752	373	34,821
East Windsor Road Bridge	124,772	6,423	2,555	1,269	118,349
Killawog Road Bridge Replacement	9,596	494	197	98	9,102
Hooper Road Bridge Rehabilitation - Construction	11,572	596	237	118	10,976
East Windsor Road Bridge	602,236	31,001	12,334	6,125	571,235
Highway Reconstruction/Rehabilitation	1,492,310	76,818	30,564	15,178	1,415,492
County Bridge and Culvert Flag Repairs	299,975	15,441	6,144	3,051	284,534
Ganoungton Road Culvert Replacement	227,124	11,691	4,652	2,310	215,433
County Bridge & Culvert Flag Repairs	956	49	20	10	907
Total County Roads	\$ 2,816,252	\$ 144,969	\$ 57,680	\$ 28,644	\$ 2,671,283

Serial Bonds
2020 Issue (Matures 2034)

	2021 Beginning Balance	Principal Payment	Interest Payments		2021 Ending Balance
			First	Second	
Road Machinery					
Highway Equipment Replacement	444,509	22,881	9,104	4,521	421,628
Total Road Machinery	\$ 444,509	\$ 22,881	\$ 9,104	\$ 4,521	\$ 421,628
Veterans' Arena					
Arena Seating	\$ 10,460	\$ 538	\$ 214	\$ 106	\$ 9,922
Total Veterans' Arena	\$ 10,460	\$ 538	\$ 214	\$ 106	\$ 9,922
Solid Waste					
Design & Construction Review Section IV Cells III & IV	\$ 442,358	\$ 22,771	\$ 9,060	\$ 4,499	\$ 419,587
Landfill Groundwater Remediation Feasibility Study	5,119	263	105	52	4,856
Construction of Section IV Cell III	2,800,000	144,132	57,347	28,479	2,655,868
Construction of Sewer Line	3,398,810	174,957	69,611	34,569	3,223,853
Colesville Landfill Remediation	57,080	2,938	1,169	581	54,142
Total Solid Waste	\$ 6,703,367	\$ 345,061	\$ 137,292	\$ 68,180	\$ 6,358,306
Aviation					
Hangar Improvements	\$ 3,000	\$ 154	\$ 61	\$ 31	\$ 2,846
Total Aviation	\$ 3,000	\$ 154	\$ 61	\$ 31	\$ 2,846
 Total 2020 Issue	 \$ 13,890,000	 \$ 715,000	 \$ 284,481	 \$ 141,277	 \$ 13,175,000

Bond Anticipation Notes
Issue Date 4/30/20
Maturity Date 4/30/21

	Amount Outstanding		Amount Outstanding
All Other General Fund		All Other General Fund - Continued	
17 Digitize Permanent Records	\$ 15,000	20 Court Complex Renovations & Maintenance	\$ 140,000
19 Digitize Permanent Land Records	90,400	16 Public Safety Communications System Upgrade	1,866,330
19 Repair Permanent Land Records	23,200	18 Emergency Services Response Building	67,500
19 Digitize Permanent Records	118,400	18 Vehicle replacement	16,666
19 Purchase Electronic Poll Books	330,000	19 Radio Infrastructure Equipment	2,224,200
15 Dark Fiber Installation	601,172	19 Radio Tower Site Prep	794,050
16 Computer Equipment Replacement/Update Technology	266,347	19 Tower Site Equipment	1,676,000
17 Computer Equipment Replacement/Update Technology	543,708	19 Radio Tower Land Purchase	170,133
18 Computer Equipment Replacement/Update Technology	552,324	14 Conversion of Gym to Dormitory	78,200
19 Computer Equipment Replacement/Update Technology	749,377	14 Sheriff Medical Addition	195,466
20 Computer Equipment Replacement/Update Technology	1,000,000	17 Body Armor Vests	31,200
11 Spill Prevention/Petroleum Bulk Storage	24,000	17 Replace Civil Division System	40,063
12 County Buildings Energy Efficiency	18,153	18 Jail Radio Replacement	30,000
14 South Otsiningo Trail	4,126	18 In-Car Camera Replacement	31,000
15 Resurface Public Safety Facility Parking Lot	279,000	18 Vehicle replacement	75,000
16 Watershed Annual Maintenance	44,691	19 Vehicle replacement	83,333
16 Construction Equipment Replacement	159,420	20 VEHICLE REPLACEMENT	250,000
16 County & Family Court Annex Repairs/Renovations	41,641	20 Senior Center Repairs and Improvements	100,000
16 Renovations County Buildings	39,901	18 Forum Improvements	60,000
16 Systematic Roof Repairs at County Facilities	319,529	19 Forum Improvements	45,000
16 Public Safety Facility Electric	124,856	19 DECO District-Upgrades	388,620
17 County Regulatory/Environmental Compliance/Maintenance	56,655	19 DECO District-Boiler Upgrade	226,165
17 Watershed Site 9A Compliance Upgrade Design/Permit	144,858	14 Farmers Market Construction	532,443
17 County Building Renovations	60,000	16 Parks Facilities Repair & Renovation	63,642
17 Public Safety Facility Repairs/Renovation	58,720	16 Parks Mower Replacement	18,000
17 Systematic Roof Repairs at County Facilities	319,999	16 Parks Surface Rehabilitation	55,000
18 County Regulatory/Environmental Compliance/Maintenance	75,000	17 Otsiningo Stage Construction	138,750
18 County Building Renovations	118,025	17 Parks Facility Repairs & Renovation	60,000
18 Roof Repairs Of County Facilities	216,666	18 Dorchester Park Gateway	52,091
18 Reconstruction of Parking Lot - Ramp Building	101,700	18 Parks Facilities Repairs And Renovation	86,666
19 County Regulatory/Environmental Compliance Maintenance	48,000	18 Parks Surface Rehabilitation	119,600
19 Watershed Site 9A Compliance Upgrade Construction	610,000	18 Parks Vehicle Replacement	25,000
19 County Building Renovations	160,000	19 Parks Facilities Repairs And Renovation	46,667
19 Roof Repairs at County Facilities	93,333	19 Parks Facility Development	46,667
19 Veterans Facility	406,000	19 Parks Surface Rehabilitation	93,333
19 Land Purchase	725,000	14 Stormwater Infrastructure	17,334
		Total All Other General Fund	\$ 18,483,320

Bond Anticipation Notes
Issue Date 4/30/20
Maturity Date 4/30/21

	Amount Outstanding		Amount Outstanding
Aviation		Community College (BCC)	
03 Airport Utility Enhancement Project, Phase II	\$ 161,665	09 Roof Replacement III	\$ 11,017
12 Rental Car Service Facility Replacement	795,261	11 Hazardous Materials	13,533
15 Taxiway H & K Rehab/Extension Design	9,333	12 Electrical Infrastructure	52,500
16 Runway 16 Rehab/Construction	6,997	12 Roofs Replacement IV	6,172
17 SRE Equipment Replacement	25,026	13 Sidewalks, Roadways, & Other Parking Lots	83,254
17 Master Plan Update	65,929	14 HVAC & Roof Critical Replacements	30,134
18 Design And Construct Parking Revenue Control Upgrade	35,000	15 Electrical Infrastructure II	27,500
18 Replacement Of Airport Snow Removal Equipment	9,663	16 Core Building Rehab Phase I	21,817
19 RW 10-28 Rehabilitation Construction	194,728	16 Downtown Campus Phase II	13,418,000
20 Taxiway H & K Construction	341,000	18 Critical Core Campus Rehabilitation	971,314
	<u>\$ 1,644,602</u>	19 CEA Center Phase 1	20,000
		19 Disabilities Access Improvements	20,000
Transit		19 Roads, Parking, and walkway upgrades	63,000
15 Purchase of Three (4) Clean Diesel Transit Buses	\$ 100,145	19 Roof & HVAC Critical Replacements Phase 1	285,750
16 Parking Lot Pavement/Expansion	226,289	Total Community College	<u>\$ 15,023,991</u>
16 Three Clean Diesel Transit Buses	13,828		
18 Purchase of Four (4) Clean Diesel Transit Buses	100,919	Total General Fund	<u>\$ 33,507,311</u>
18 Purchase of Two (2) Cutaway Buses	13,956		
18 Purchase of Three (3) Hybrid Diesel Buses	318,763	Solid Waste	
19 3/4 Ton F250 Pickup Truck	23,527	12 Design & Construction Review Section IV Cells III & IV	\$ 89,030
19 Purchase Five Clean Diesel Transit Buses	76,442	14 Construction of Sewer Line	2,300
Total Transit Fund	<u>\$ 873,869</u>	14 Landfill Gas Collection System	69,974
		15 Colesville Landfill Remediation	16,000
Road Machinery		16 Colesville Landfill Remediation	55,200
16 Highway Equipment Replacement	\$ 656,881	17 Leachate Plant Modification	203,130
17 Highway Equipment Replacement	768,000	18 Colesville Landfill Remediation	4,800
18 Highway Equipment Replacement	771,334	19 Construction of Section IV Cell IV	5,420,000
19 Highway Equipment Replacement	756,000	19 Engineering, Const. Review & Docs Sect. IV CELL IV	324,000
20 Highway Equipment Replacement	530,000	20 Section IV Cell 5 Design	125,000
Total Road Machinery Fund	<u>\$ 3,482,215</u>	20 Partial Closure of Section IV of the Broome County Landfill	2,000,000
		Total Solid Waste Fund	<u>\$ 8,309,434</u>
En-Joie Golf Course			
18 En-Joie SAM Grant Improvement Project	\$ 250,677		
Total En-Joie Golf Course	<u>\$ 250,677</u>		

Bond Anticipation Notes

Issue Date 4/30/20

Maturity Date 4/30/21

	Amount Outstanding		Amount Outstanding
County Road		Willow Point Nursing Home	
15 Highway Reconstruction/Rehabilitation	\$ 7,843	16 Asphalt Concrete Resurfacing Project	\$ 67,500
15 Bridge Structural Steel Cleaning/Painting - Design	52,077	16 Betterments & Improvements	25,563
16 Highway Reconstruction/Rehabilitation	2,474,619	16 Equipment & Furnishings Replacement	15,917
16 Airport Rd Four Lane Road Rehab/Construction	64,909	16 Portable Oxygen Concentrators	10,100
16 County Bridge & Culvert Flag Repairs	318,031	16 Roofing Replacement	55,000
17 Highway Reconstruction/Rehabilitation	2,183,917	16 Therapy Room	51,332
17 County Bridge & Culvert Flag Repairs	387,583	17 Asphalt Concrete Resurfacing Project	7,500
17 Oregon Hill Rd. Bridge (BIN 3349520)	27,000	17 HVAC Upgrades & Improvements	350,000
17 Juneberry Rd. Bridge (BIN 3349740) Design	69,415	17 Roofing Replacements	329,230
18 Highway Reconstruction/Rehabilitation	2,580,519	18 Betterments & Improvements	315,714
18 Colesville Road Bridge - Design (BIN3360040)	17,600	18 HVAC Upgrade & Improvements	68,095
18 County Bridge and Culvert Repairs	368,289	18 Roofing Replacement	39,333
18 Farm To Market ADA Sidewalk Upgrades Construction	450,489	19 Betterments & Improvements	52,667
18 Nanticoke Drive And Twist Run Road Culvert Replace-Design	105,000	20 Betterments & Improvements	200,000
18 Old Route 17 Bridge Rehab Design (BIN3349620)	30,000	Total Willow Point Nursing Home	<u>\$ 1,587,951</u>
18 Upper Lisle Road Bridge Construction (BIN3349680)	760,000		
19 Highway Reconstruction/Rehabilitation	3,292,077	Veteran's Arena	
19 Bridge Maintenance Block Membrane & Bridges Design	8,800	12 Repair/Replace Arena HVAC Equipment	\$ 2,725
19 Colesville Road Bridge Construction (BIN 3360040)	250,000	14 Arena Improvement Project	38,666
19 County Bridge & Culvert Repairs	332,500	16 Arena Security Upgrades	31,333
19 Juneberry Bridge Replacement/Construction (BIN 3349940)	76,000	18 Arena Improvements	68,000
19 North Sanford Bridge Design (BIN 3349630)	27,200	19 Arena Improvement	45,000
19 Old Route 17 Bridge Construct (BIN3349850)	695,400	20 Broome County Arena Public Address Upgrade	250,000
20 Highway Reconstruction/Rehabilitation	2,495,744	Total Veteran's Arena Fund	<u>\$ 435,724</u>
20 County Bridge and Culvert Repairs	100,000		
20 Old Route 17 Bridge Rehabilitation Construction(BIN 3349620)	360,000	Total Bond Anticipation Notes	<u>\$ 68,138,000</u>
Total County Road	<u>\$ 17,535,012</u>		
Fleet Management			
16 DPW - Skid-Steer Loader	\$ 37,872		
17 DPW - Fleet Replacement	83,333		
18 DPW - Fleet Replacement	83,333		
19 DPW - Fleet Replacement	166,667		
20 DPW - Fleet Replacement	140,000		
Total Fleet Management Fund	<u>\$ 511,205</u>		

Bond Anticipation Notes/Capital Notes Payment Schedule

Project Title	Fund	Department	Total BAN 4/30/2020	Principal Paydown 4/30/2021	Interest Due 4/30/2021
General	1010	91000099	\$ 18,483,320	\$ 3,089,917	\$ 470,055
General BCC	1010	91000099	15,023,991	835,510	275,657
Total General			\$ 33,507,311	\$ 3,925,427	\$ 745,712
Arena	3110	39020008	435,724	83,882	11,081
County Road	3120	29010505	17,535,012	1,306,282	445,938
En-Joie Golf Course	3140	41020008	250,677	17,906	6,375
Road Machinery	3160	30020305	3,482,215	272,382	88,557
Aviation	2010	28040005	1,644,602	146,850	41,824
Solid Waste	2020	38020007	8,309,434	433,407	211,320
Transit	2040	31010505	873,869	126,287	22,224
Willow Point NH	2050	27040004	1,587,951	224,753	40,384
Fleet Management	2070	09020001	511,205	216,040	13,001
Grand Total BANs & Capital Notes			\$ 68,138,000	\$ 6,753,216	\$ 1,626,416

Statement of
Authorized and Unborrowed Debt
For Open Capital Projects

	Resolution	Debt Authorized	Debt Unborrowed
Arena/Forum			
Forum Marquee Replacement	19-173	\$ 125,000	\$ 125,000
Forum Improvements	19-491	50,000	50,000
Arena Improvements Infrastructure	19-173	100,000	3,417
Arena Improvements	19-491	50,000	50,000
Broome County Arena Public Address Upgrade	20-126	375,000	375,000
Aviation			
Taxiway H & K Rehab/Extension Design	14-558, 20-121	\$ 584,504	\$ 569,504
Master Plan Update	16-425, 19-172	807,000	78,428
Design and Construct Parking Revenue Control Upgrade	17-389	1,000,000	945,000
Conduct Environ Assessment- Master plan update	18-406	200,000	200,000
Design & Construct Equipment Storage Building	18-406	1,000,000	1,000,000
RW 10-28 Rehabilitation Construction	18-406	5,060,000	795,696
Taxiway H & K Construction	20-126	7,180,000	6,839,000
Broome Community College			
Sidewalks, Roadways & Other Parking Lots	12-568	500,000	29,971
HVAC & Roof Critical Replacements	13-570	500,000	1,044
Music Suite Renovations	13-569	500,000	257,666
Electrical Infrastructure II	14-558	350,000	225,000
Simulated Clean Room and Equipment	14-558	2,813,000	863,063
Downtown Campus Phase II	15-403, 17-536, 20-122	21,500,000	3,123,553
Core Building Rehab Phase I	17-116	7,300,000	877,017
Critical Core Campus Rehabilitation	17-389	2,800,000	769,595
CEA Center Phase 1	18-406, 19-174	250,000	225,000
Disabilities Access Improvements	18-406	50,000	25,000
Roads, Parking, and walkway upgrades	18-406	140,000	3,500
Roof & HVAC Critical Replacements Phase 1	18-406, 19-174	635,000	267,098
Building Renovation	19-491	2,000,000	2,000,000
Core Building Rehabilitation Phase III	19-491	5,000,000	5,000,000
Critical Maintenance Items III	19-491	500,000	500,000

Statement of
Authorized and Unborrowed Debt
For Open Capital Projects

	Resolution	Debt Authorized	Debt Unborrowed
County Clerk			
Regional Records Management Facility Study	19-174	26,500	13,250
Digitize Permanent Records	19-491	50,000	50,000
County Road			
Colesville Road Bridge- Design (BIN3360040)	389-17	\$ 182,000	\$ 48,431
Old Route 17 Bridge Rehabilitation Design (BIN3349620)	389-17	228,000	27,467
Bridge Maintenance Block Membrane & Bridges Design	18-406	55,000	663
Colesville Road Bridge Construction (BIN 3360040)	18-406, 20-125	1,259,000	1,009,000
Hooper Rd Bridge Rehabilitation Design (BIN 3349750)	18-406, 20-125	330,000	330,000
Juneberry Bridge Replacement/Construction (BIN 3349940)	18-406, 19-174	1,595,000	139,560
Nanticoke Dr/Twist Run Rd Culvert Replacement/Construction	18-406	1,421,000	116,193
North Sanford Bridge Design (BIN 3349630)	18-406	250,000	96,284
Old Route 17 Bridge Construction (BIN3349850)	18-406	3,460,000	2,728,000
Highway Reconstruction/Rehabilitation	19-491	2,500,000	4,256
Bridge Maintenance Block Membrane - Construction	19-491	423,000	423,000
County Bridge & Culvert Repairs	19-491	500,000	400,000
Old Route 17 Bridge Design (BIN3350050)	19-491	355,000	355,000
Old Route 17 Bridge Rehabilitation Construction (BIN3349620)	19-491	1,800,000	1,440,000
DPW-Fleet			
Fleet Replacement	19-491	\$ 250,000	\$ 110,000
Elections			
Voting Machine Replacements	16-425	\$ 220,000	\$ 198,000
Voting Machine Replacements	17-389	220,000	220,000
Purchase Electronic Poll Books	20-125	330,000	330,000

Statement of
Authorized and Unborrowed Debt
For Open Capital Projects

	Resolution	Debt Authorized	Debt Unborrowed
Emergency Services			
Public Safety Communications System Upgrade	17-116, 19-171	\$ 2,250,000	\$ 63,814
Mobile Communications Vehicle	19-174	1,100,000	1,100,000
Radio Tower Site Prep	19-174	1,930,500	1,115,000
Tower Site Equipment	19-174	2,006,300	223,600
En-joie Golf Course			
En-Joie SAM Grant Improvement Project	18-44	\$ 350,000	\$ 2,265
Information Technology			
Dark Fiber Installation	16-76	\$ 1,175,000	\$ 120,000
Computer Equipment Replacement/Update	17-389	950,000	57,676
Computer Equipment Replacement/Update	18-406	850,000	623
Parks and Recreation			
Dorchester Park Gateway	17-389	\$ 572,000	\$ 297,804
Parks Facilities Repairs and Renovations	19-491	\$ 100,000	\$ 100,000
Recreational Equipment Upgrades and Development	19-491	\$ 50,000	\$ 50,000
PW-Buildings & Grounds			
Watershed Site 9A Compliance Upgrade Design/Permit	16-425	\$ 400,000	\$ 77,950
Tripartite Facade Repair	17-389	100,000	80,000
County Regulatory/Environmental Compliance Maintenance	18-406	100,000	40,000
Watershed Site 9A Compliance/Construction	18-406	1,200,000	550,000
Tripartite Rehabilitation Phase 1	18-406	733,000	703,000
Veterans Facility	19-174	2,350,000	1,900,000
Design - Chenango St. Pedestrian Improvements	20-125	999,680	938,686
County Regulatory/Environmental/Compliance/Maintenance	19-491	175,000	175,000
Watershed Site 9C Upgrade	19-491	280,000	280,000
County Office Building Renovations & maintenance	19-491	200,000	200,000
Public Safety Facility Renovations & Maintenance	19-491	152,000	152,000
Roof Repairs of County Facilities	19-491	250,000	250,000

Statement of
Authorized and Unborrowed Debt
For Open Capital Projects

	Resolution	Debt Authorized	Debt Unborrowed
Public Transportation			
Purchase of 30 Bus Shelters	18-43	\$ 315,000	\$ 140,703
2-28 Passenger Buses	19-174, 20-125	257,304	231,574
Fare Box Stationary Vault	19-491	\$ 45,000	\$ 45,000
Fare Box Upgrade	20-126	1,634,836	1,634,836
Garage Door	20-126	305,000	305,000
Support Vehicles	20-126	174,328	174,328
Loader	20-126	81,250	81,250
Road Machinery			
Highway Equipment Replacement	19-491	\$ 900,000	\$ 370,000
Sheriff			
Road Patrol In-Car IT Upgrades	14-588	\$ 100,000	\$ 5,024
Replace Civil Division System	16-425	105,000	2,906
In-Car Camera Replacement	17-389	100,000	29,000
Road Patrol IT Upgrades	19-491	75,000	75,000

Statement of
Authorized and Unborrowed Debt
For Open Capital Projects

	Resolution	Debt Authorized	Debt Unborrowed
Solid Waste			
Design & Construction Review Section IV Cells III & IV	11-549	\$ 900,000	\$ 38,790
Landfill Groundwater Remediation Feasibility Study	11-549	350,000	38,757
Construction of Sewer Line	13-570, 15-119	10,550,000	818,627
Landfill Gas Collection System	14-45	2,500,000	1,930,853
Landfill Remediation	15-403	100,000	40,000
Excavation of Section IV, Cell IV	16-425, 18-43	1,500,000	1,371,944
Leachate Plant Modification	16-425	450,000	240,000
Section V Plan & Permit Modification	16-425	300,000	120,000
Section V Phase I Material Relocation Construction	17-389	4,850,000	4,850,000
Construction Of Sect IV CELL IV	18-406, 19-174	6,200,000	540,000
Engineering/Construction Review/Documents IV/IV	18-406	700,000	236,000
Landfill Equipment	18-406	500,000	500,000
Storm Water Equipment	18-406	50,000	50,000
Colesville Demolition-Buffer property	19-491	40,000	40,000
Compost Facility Evaluation & Design	19-491	400,000	400,000
Leachate Plant Upgrades	19-491	2,500,000	2,500,000
Water line upgrades	19-491	70,000	70,000
Design/Construction Review - Partial Closure Section IV	*	400,000	400,000

Statement of
Authorized and Unborrowed Debt
For Open Capital Projects

	Resolution	Debt Authorized	Debt Unborrowed
Willow Point Nursing Home			
Betterments & Improvements	15-403	\$ 120,000	\$ 561
Asphalt Concrete Resurfacing Project	16-425	90,000	64,500
Betterments & Improvements	17-389	495,500	125,500
Exterior Facade & Entrance Repair Project	17-389	150,000	135,000
HVAC Upgrades & Improvements	17-389	250,000	160,000
Roofing Replacement	17-389	400,000	340,000
Betterments & Improvements	18-406	200,000	134,000
Curtain Upgrade	18-406	35,240	28,192
Door Upgrades	18-406	50,000	46,667
Electrical Upgrades	18-406	100,000	95,000
Curtain Upgrade	19-491	50,000	50,000
Door Replacement	19-491	50,000	50,000
Equipment, Furnishings, & Fixtures	19-491	50,000	50,000
Total		<u>\$ 133,590,942</u>	<u>\$ 60,274,086</u>

* Pending legislative approval.

Authorized Capital Projects
Open as of June 1, 2020

	CIP Year	Total Appropriations	Available Appropriations
Arena/Forum			
Forum Improvements	2018	\$ 75,000	\$ 1,013
Forum Marquee Replacement	2018	125,000	61,809
Forum Improvements	2019	50,000	45,390
DECO District - Upgrades	2019	485,775	217,480
DECO District - Boiler Upgrade	2019	251,295	6,995
Forum Improvements	2020	50,000	50,000
Arena Security Upgrades	2016	75,000	1,813
Arena Improvements	2018	85,000	3,275
Arena Improvements Infrastructure	2018	100,000	3,417
Arena Improvements	2019	50,000	3,480
Arena Improvements	2020	50,000	50,000
Broome County Arena Public Address Upgrade	2020	375,000	219,761
		<u>\$ 1,772,070</u>	<u>\$ 664,433</u>
Aviation			
Taxiway H & K Rehab/Extension Design	2015, 2020a	\$ 584,504	\$ 57,250
Master Plan Update	2017, 2018a	807,000	153,630
Design and Construct Parking Revenue Control Upgrade	2018	1,000,000	1,000,000
Conduct Environ Assessment- Master plan update	2019	200,000	200,000
Design & Construct Equipment Storage Building	2019	1,000,000	1,000,000
RW 10-28 Rehabilitation Construction	2019	5,060,000	813,234
Taxiway H & K Construction	2020	7,180,000	7,180,000
		<u>\$ 15,831,504</u>	<u>\$ 10,404,114</u>

Authorized Capital Projects
Open as of June 1, 2020

	CIP Year	Total Appropriations	Available Appropriations
Broome Community College			
Energy Management Improvements	2008	\$ 207,000	\$ 2,190
Science Building	2009, 2013a	21,942,696	1,035,056
Direct Digital Control	2010	465,000	5,080
Sidewalk, Roadways & Parks	2013	500,000	39,750
Music Suite Renovations	2013	500,000	361,212
HVAC & Roof Critical Replacements	2014	500,000	2,088
Electrical Infrastructure II	2015	350,000	216,694
Simulated Clean Room and Equipment	2015	2,813,000	930,420
Downtown Campus Phase II	2016, 2020a	21,500,000	4,390,234
Core Building Rehab Phase I	2016	7,300,000	170,000
Critical Core Campus Rehabilitation	2018	2,800,000	947,292
CEA Center Phase 1	2019, 2019a	250,000	218,000
Disabilities Access Improvements	2019	50,000	50,000
Roads, Parking, and walkway upgrades	2019	140,000	14,000
Roof & HVAC Critical Replacements Phase 1	2019, 2019a	635,000	169,514
Building Renovation	2020	2,000,000	2,000,000
Core Building Rehabilitation Phase III	2020	5,000,000	5,000,000
Critical Maintenance Items III	2020	500,000	500,000
		<u>\$ 67,452,696</u>	<u>\$ 16,051,530</u>
County Clerk - Records Management			
Repair Permanent Land Records	2019	\$ 29,000	\$ 359
Digitize Permanent Records	2019	123,000	1,366
Digitize Permanent Records	2020	100,000	100,000
		<u>\$ 252,000</u>	<u>\$ 101,725</u>

Authorized Capital Projects
Open as of June 1, 2020

	CIP Year	Total Appropriations	Available Appropriations
DPW-Fleet			
Fleet Replacement	2016, 2016a	\$ 318,261	\$ 50
Fleet Replacement	2018	250,000	116
Fleet Replacement	2019	250,000	9,905
Fleet Replacement	2020	250,000	159,686
		<u>\$ 1,068,261</u>	<u>\$ 169,757</u>
Elections			
Voting Machine Replacements	2017	\$ 220,000	\$ 220,000
Voting Machine Replacements	2018	220,000	220,000
Purchase Electronic Poll Books	2019	330,000	140,573
		<u>\$ 770,000</u>	<u>\$ 580,573</u>
Emergency Services			
Vehicle Locator System	2005	\$ 350,000	\$ 7,520
Uninterruptible Power Supply (UPS) Replacement - 911	2014	120,000	12,922
OES Land Purchase	2015	200,000	9,049
Public Safety Communications System Upgrade	2016, 2018a	2,250,000	185,495
Radio Infrastructure Equipment	2019	2,312,200	1,632,251
Mobile Communications Vehicle	2019	1,100,000	1,100,000
Radio Tower Site Prep	2019	1,930,500	814,856
Tower Site Equipment	2019	2,006,300	1,415,478
Radio Tower Land Purchase	2019	176,000	64,250
		<u>\$ 10,445,000</u>	<u>\$ 5,241,821</u>
En-joie Golf Course			
En-Joie SAM Grant Improvement Project	2018	\$ 350,000	\$ 58,349
		<u>\$ 350,000</u>	<u>\$ 58,349</u>

Authorized Capital Projects
Open as of June 1, 2020

	CIP Year	Total Appropriations	Available Appropriations
Information Technology			
Dark Fiber Installation	2016	\$ 1,175,000	\$ 67,292
Computer Equipment Replacement/Update	2018	950,000	52,364
Computer Equipment Replacement/Update	2019	850,000	280,943
Computer Equipment Replacement/Update	2020	1,000,000	692,779
		<u>\$ 3,975,000</u>	<u>\$ 1,093,378</u>
Highways/Bridges			
Colesville Road Bridge- Design (BIN3360040)	2018	\$ 182,000	\$ 46,606
Nanticoke Drive and Twist Run Road Culvert Replacements-Design	2018	569,000	107,116
Old Route 17 Bridge Rehabilitation Design (BIN3349620)	2018	228,000	19,781
Bridge Maintenance Block Membrane & Bridges Design	2019	55,000	617
Colesville Road Bridge Construction (BIN 3360040)	2019, 2019a, 2020a	1,259,000	1,259,000
County Bridge & Culvert Repairs	2019	350,000	53,174
Hooper Rd Bridge Rehabilitation Design (BIN 3349750)	2019, 2019a	330,000	330,000
Juneberry Bridge Replacement/Construction (BIN 3349940)	2019	1,595,000	211,775
Nanticoke Dr/Twist Run Rd Culvert Replacement/Construction	2019	1,421,000	100,346
North Sanford Bridge Design (BIN 3349630)	2019	250,000	89,155
Old Route 17 Bridge Construction (BIN3349850)	2019, 2020a	3,460,000	2,223,318
Bridge Maintenance Block Membrane - Construction	2020	423,000	422,141
County Bridge & Culvert Repairs	2020	500,000	500,000
Old Route 17 Bridge Design (BIN3350050)	2020	355,000	355,000
Old Route 17 Bridge Rehabilitation Construction (BIN3349620)	2020	1,800,000	1,774,762
		<u>\$ 12,777,000</u>	<u>\$ 7,492,791</u>
Highways/Roads			
Farm to Market ADA Sidewalk Upgrades Construction	2018, 2019a	\$ 572,900	\$ 68,826
Highway Reconstruction/Rehabilitation	2019, 2019a	3,459,985	224,510
Highway Reconstruction/Rehabilitation	2020	2,500,000	2,500,000
		<u>\$ 6,532,885</u>	<u>\$ 2,793,336</u>

Authorized Capital Projects
Open as of June 1, 2020

	CIP Year	Total Appropriations	Available Appropriations
Office For Aging			
Senior Center Repairs/Improvements	2020	\$ 100,000	\$ 54,089
		\$ 100,000	\$ 54,089
Parks & Recreation			
Farmers Market Construction	2014, 2015a, 2016a	\$ 1,982,340	\$ 48,302
Otsiningo Stage Construction	2017	200,000	73,733
Parks Facility Repairs & Renovation	2017	75,000	2,512
Dorchester Gateway	2018	572,000	309,504
Parks Facilities Repairs & Renovations	2018	100,000	17,660
Parks Facilities Repairs & Renovations	2019	50,000	50,000
Parks Facility Development	2019	50,000	7,966
Parks Surface Rehabilitation	2019	100,000	10,844
Parks Facilities Repairs and Renovations	2020	100,000	100,000
Recreational Equipment Upgrades and Development	2020	50,000	50,000
		\$ 3,279,340	\$ 670,521
Public Transportation			
Purchase of 30 Bus Shelters	2017	\$ 315,000	\$ 62,828
2-28 Passenger Buses	2019, 2019a	257,304	257,304
Fare Box Stationary Vault	2020	45,000	45,000
Fare Box Upgrade	2020	1,634,836	1,634,836
Garage Door	2020	305,000	305,000
Support Vehicles	2020	174,328	174,328
Loader	2020	81,250	81,250
		\$ 2,812,718	\$ 2,560,546

Authorized Capital Projects
Open as of June 1, 2020

	CIP Year	Total Appropriations	Available Appropriations
Public Works			
Resurface Public Safety Facility Parking Lot	2015	\$ 450,000	\$ 124,238
Watershed Site 9A Compliance Upgrade Design/Permit	2017	400,000	112,223
Systematic Roof Repairs at County Facilities	2017	400,000	9,732
Roof Repairs of County Facilities	2018	250,000	208,870
Tripartite Facade Repair	2018	100,000	100,000
County Regulatory/Environmental Compliance Maintenance	2019	100,000	27,056
Watershed Site 9A Compliance/Construction	2019	1,200,000	591,120
County Office Building Renovations	2019	200,000	55,079
Roof Repairs at County Facilities	2019	100,000	100,000
Tripartite Rehabilitation Phase 1	2019	733,000	733,000
Veterans Facility	2019	2,350,000	2,093,908
Design - Chenango St. Pedestrian Improvements	2019	999,680	920,513
Bagsai and Grippen Park Improvements	2019	200,000	191,440
Pathways To Play at Dorchester Park	2019	175,000	175,000
Veteran's Center Renovation	2019	500,000	500,000
Sturges Street Demolition	2019	100,000	74,457
County Regulatory/Environmental/Compliance/Maintenance	2020	175,000	175,000
Watershed Site 9C Upgrade	2020	280,000	265,803
County Office Building Renovations & maintenance	2020	200,000	200,000
Court Complex Renovations	2020	140,000	92,743
Public Safety Facility Renovations & Maintenance	2020	152,000	139,389
Roof Repairs of County Facilities	2020	250,000	250,000
		\$ 9,454,680	\$ 7,139,571

Authorized Capital Projects
Open as of June 1, 2020

	<u>CIP Year</u>	<u>Total Appropriations</u>	<u>Available Appropriations</u>
Road Machinery			
Highway Equipment Replacement	2017	\$ 960,000	\$ 28,937
Highway Equipment Replacement	2018	890,000	25,913
Highway Equipment Replacement	2019	810,000	127
Highway Equipment Replacement	2020	900,000	836,570
		<u>\$ 3,560,000</u>	<u>\$ 891,547</u>
Sheriff			
Conversion of Gym to Dormitory	2014	\$ 1,634,000	\$ 22,556
Sheriff Medical Addition	2014	4,142,000	50,679
Road Patrol In-Car IT Upgrades	2015	100,000	6,637
Replace Civil Division System	2017	105,000	3,031
In-Car Camera Replacement	2018	100,000	29,980
Road Patrol IT Upgrades	2020	75,000	64,586
Vehicle Replacement	2020	250,000	204,433
		<u>\$ 6,406,000</u>	<u>\$ 381,902</u>

Authorized Capital Projects
Open as of June 1, 2020

	CIP Year	Total Appropriations	Available Appropriations
Solid Waste			
Design & Construction Review Section IV Cells III & IV	2012	\$ 1,000,000	\$ 39,150
Landfill Groundwater Remediation Feasibility Study	2012	350,000	36,857
Landfill Excavation of Section IV, Cell III	2013	1,500,000	94,564
Construction of Sewer Line	2014, 2015a	10,550,000	638,836
Landfill Gas Collection & Control System I	2014	2,500,000	1,930,853
Landfill Remediation	2016	100,000	52,197
Excavation of Section IV, Cell IV	2017, 2017a	1,500,000	200,916
Leachate Plant Modification	2017	450,000	362,282
Section V Plan & Permit Modification	2017	300,000	300,000
Section V Phase I Material Relocation Construction	2018	4,850,000	4,850,000
Construction Of Sect IV CELL IV	2019	6,200,000	220,851
Engineering/Construction Review/Documents IV/IV	2019	700,000	210,260
Landfill Equipment	2019	500,000	500,000
Storm Water Equipment	2019	50,000	50,000
Colesville Demolition-Buffer property	2020	40,000	40,000
Compost Facility Evaluation & Design	2020	400,000	400,000
Leachate Plant Upgrades	2020	2,500,000	2,500,000
Section IV Cell 5 Design	2020	125,000	125,000
Water line upgrades	2020	70,000	70,000
Partial Closure of Section IV of the Broome County Landfill	2020	2,000,000	2,000,000
Design/Construction Review - Partial Closure Section IV	2020	400,000	400,000
		<u>\$ 36,085,000</u>	<u>\$ 15,021,766</u>

Authorized Capital Projects
Open as of June 1, 2020

	CIP Year	Total Appropriations	Available Appropriations
Willow Point Nursing Facility			
WPNH Med Room Renovation	2005	\$ 150,000	\$ 86,096
WPNH Software Conversion	2014	60,000	39,387
Betterments & Improvements	2016, 2016a	190,000	3,562
Therapy Room	2016	70,000	6,171
Asphalt Concrete Resurfacing Project	2017	90,000	64,980
Betterments & Improvements	2018	495,500	404,469
Exterior Facade & Entrance Repair Project	2018	150,000	134,483
HVAC Upgrades & Improvements	2018	250,000	132,235
Roofing Replacement	2018	400,000	340,329
Betterments & Improvements	2019	200,000	134,183
Curtain Upgrade	2019	35,240	2,613
Door Upgrades	2019	50,000	38,155
Electrical Upgrades	2019	100,000	100,000
Betterments & Improvements	2020	200,000	200,000
Curtain Upgrade	2020	50,000	50,000
Door Replacement	2020	50,000	50,000
Equipment, Furnishings, & Fixtures	2020	50,000	50,000
		<u>\$ 2,590,740</u>	<u>\$ 1,836,663</u>

"a" signifies a budget amendment.

Debt Statement Summary

Summary of Indebtedness, Debt Limit and Net Debt - Contracting Margin, as of 10/01/20

Five-Year Average Full Valuation		\$ 9,769,267,277
Debt Limit - 7% thereof		683,848,709
Bonds	47,075,000	
MBBA Bonds	21,030,000	
Bond Anticipation Notes	68,138,000	
Total Net Indebtedness Subject to Debt Limit		<u>136,243,000</u>
Net Debt-Contracting Margin		<u>\$ 547,605,709</u>
The percent of debt contracting power exhausted is		19.92%

Community College Debt Liability and Payment History
By Year, Issue and Project

	January 1 Begin Liab Prin Bal	Pay Date Principal Payment	Pay Date 1st Int Pay	Pay Date 2nd Int Pay	December 31 End Liab Prin Bal
2020					
2010 Issue (Matures 2021)		04/15	04/15	10/15	
Technology Initiative	\$ 3,210	\$ -	\$ 80	\$ 80	\$ 3,210
Update Master Plan	529	-	13	13	529
Wales Building Renovation	10,147	-	254	254	10,147
Original Boiler Replacement Phase II	37,059	-	926	926	37,059
Feasibility Study	2,153	-	54	54	2,153
Energy Management Improvements	8,915	-	223	223	8,915
Roof Replacement Phase II	44,285	-	1,107	1,107	44,285
West Gym Bleachers	11,197	-	280	280	11,197
Roadway and Lot Upgrades	5,491	-	137	137	5,491
Roof Replacement III	20,743	-	519	519	20,743
Science Building	21,429	-	536	536	21,429
09 Alms Building Demo & Site Restoration	19,236	-	481	481	19,236
10 Direct Digital Control	14,355	-	359	359	14,355
10 Natural Gas Piping Replacement	17,944	-	449	449	17,944
Total 2010 Issue	\$ 216,693	\$ -	\$ 5,418	\$ 5,418	\$ 216,693
2010 Issue (Matures 2025)		04/15	04/15	10/15	
Technology Initiative	\$ 17,429	\$ 3,131	\$ 509	\$ 426	\$ 14,298
Update Master Plan	2,874	516	84	70	2,358
Wales Building Renovation	55,105	9,897	1,609	1,345	45,208
Original Boiler Replacement Phase II	201,256	36,146	5,876	4,914	165,110
Feasibility Study	11,693	2,100	341	285	9,593
Energy Management Improvements	48,411	8,695	1,413	1,182	39,716
Roof Replacement Phase II	240,493	43,193	7,021	5,872	197,300
West Gym Bleachers	60,805	10,921	1,775	1,485	49,884
Roadway and Lot Upgrades	29,818	5,355	871	728	24,463
Roof Replacement III	112,646	20,232	3,289	2,750	92,414
Science Building	116,372	20,901	3,397	2,841	95,471
09 Alms Building Demo & Site Restoration	104,461	18,762	3,050	2,550	85,699
10 Direct Digital Control	77,956	14,001	2,276	1,903	63,955
10 Natural Gas Piping Replacement	97,445	17,501	2,845	2,379	79,944
Total 2010 Issue	\$ 1,176,764	\$ 211,351	\$ 34,356	\$ 28,730	\$ 965,413

Community College Debt Liability and Payment History
By Year, Issue and Project

	January 1 Begin Liab Prin Bal	Pay Date Principal Payment	Pay Date 1st Int Pay	Pay Date 2nd Int Pay	December 31 End Liab Prin Bal
2020 Continued					
2016 Issue (Matures 2035)					
		05/01	05/01	11/01	
Science Building	\$ 465,197	\$ 24,572	\$ 5,591	\$ 5,345	\$ 440,625
Wales Building Upgrades	127,755	6,748	1,535	1,468	121,007
Roofs Replacement IV	73,248	3,869	880	842	69,379
Total 2016 Issue	<u>\$ 666,200</u>	<u>\$ 35,189</u>	<u>\$ 8,006</u>	<u>\$ 7,655</u>	<u>\$ 631,011</u>
2018 Issue (Matures 2031)					
		05/01	05/01	11/01	
Science Building	\$ 5,286,762	\$ 376,441	\$ 79,301	\$ 73,655	\$ 4,910,321
Hazardous Materials	42,121	2,999	632	587	39,122
Wales Building Upgrades	1,014,393	72,230	15,216	14,132	942,163
Electrical Infrastructure	18,620	1,326	279	259	17,294
HVAC Upgrades/Replacement	64,592	4,599	969	900	59,993
Water & Sewer Renovations/Upgrades	138,605	9,869	2,079	1,931	128,736
Sidewalks, Roadways, & Other Parking Lots	19,657	1,400	295	274	18,257
HVAC & Roof Critical Replacements	101,274	7,211	1,519	1,411	94,063
Total 2018 Issue	<u>\$ 6,686,024</u>	<u>\$ 476,075</u>	<u>\$ 100,290</u>	<u>\$ 93,149</u>	<u>\$ 6,209,949</u>
2020 Issue (Matures 2034)					
		04/15	10/15	10/15	
HVAC Upgrades/Replacement	\$ -	\$ -	\$ -	\$ -	\$ 39,000
Water & Sewer Renovations/Upgrades	-	-	-	-	57,750
Total 2020 Issue	<u>\$ -</u>	<u>\$ -</u>	<u>\$ -</u>	<u>\$ -</u>	<u>\$ 96,750</u>
Total Serial Bonds	<u>\$ 8,745,681</u>	<u>\$ 722,615</u>	<u>\$ 148,070</u>	<u>\$ 134,952</u>	<u>\$ 8,119,816</u>

Community College Debt Liability and Payment History
By Year, Issue and Project

	January 1 Begin Liab Prin Bal	Pay Date Principal Payment	Pay Date 1st Int Pay	Pay Date 2nd Int Pay	December 31 End Liab Prin Bal
2020 Continued					
05/19 Bond Anticipation Note (Matures 05/20)					
		05/01	05/01		
Roof Replacement III	\$ 13,221	\$ 2,204	\$ 331	-	\$ 11,017
Hazardous Materials	27,067	13,534	677	-	13,533
Electrical Infrastructure	78,750	26,250	1,969	-	52,500
HVAC Upgrades/Replacement	58,500	58,500	1,463	-	-
Roofs Replacement IV	7,054	882	176	-	6,172
Water & Sewer Renovations/Upgrades	60,375	60,375	1,509	-	-
Sidewalks, Roadways, & Other Parking Lots	111,005	27,751	2,775	-	83,254
HVAC & Roof Critical Replacements	37,667	7,533	942	-	30,134
Electrical Infrastructure II	55,000	27,500	1,375	-	27,500
Core Building Rehab Phase I	23,635	1,818	591	-	21,817
Downtown Campus Phase II	9,544,000	414,957	286,320	-	9,129,043
Critical Core Campus Rehabilitation	1,046,030	74,716	26,151	-	971,314
CEA Center Phase I	25,000	5,000	625	-	20,000
Disabilities Access Improvements	25,000	5,000	625	-	20,000
Roads, Parking, and walkway upgrades	70,000	7,000	1,750	-	63,000
Roof & HVAC Critical Replacements Phase 1	317,500	31,750	7,938	-	285,750
Total Bond Anticipation Notes	<u>\$ 11,499,804</u>	<u>\$ 764,770</u> *	<u>\$ 335,217</u>	<u>\$ -</u>	<u>\$ 10,735,034</u>
Total Serial Bonds and Bond Anticipation Notes	<u>\$ 20,245,485</u>	<u>\$ 1,487,385</u>	<u>\$ 483,287</u>	<u>\$ 134,952</u>	<u>\$ 18,854,850</u>

* Principal payment is comprised of budgeted principal payments, plus unbudgeted paydowns, plus remaining BAN proceeds reissued as serial bonds.

Community College Debt Liability and Payment History
By Year, Issue and Project

	January 1 Begin Liab Prin Bal	Pay Date Principal Payment	Pay Date 1st Int Pay	Pay Date 2nd Int Pay	December 31 End Liab Prin Bal
2021					
2010 Issue (Matures 2021)					
		04/15	04/15	10/15	
Technology Initiative	\$ 3,210	\$ 3,210	\$ 80	\$ -	\$ -
Update Master Plan	529	529	13	-	-
Wales Building Renovation	10,147	10,147	254	-	-
Original Boiler Replacement Phase II	37,059	37,059	926	-	-
Feasibility Study	2,153	2,153	54	-	-
Energy Management Improvements	8,915	8,915	223	-	-
Roof Replacement Phase II	44,285	44,285	1,107	-	-
West Gym Bleachers	11,197	11,197	280	-	-
Roadway and Lot Upgrades	5,491	5,491	137	-	-
Roof Replacement III	20,743	20,743	519	-	-
Science Building	21,429	21,429	536	-	-
09 Alms Building Demo & Site Restoration	19,236	19,236	481	-	-
10 Direct Digital Control	14,355	14,355	359	-	-
10 Natural Gas Piping Replacement	17,944	17,944	449	-	-
Total 2010 Issue	\$ 216,693	\$ 216,693	\$ 5,418	\$ -	\$ -
2010 Issue (Matures 2025)					
		04/15	04/15	10/15	
Technology Initiative	\$ 14,298	\$ -	\$ 426	\$ 426	\$ 14,298
Update Master Plan	2,358	-	70	70	2,358
Wales Building Renovation	45,208	-	1,345	1,345	45,208
Original Boiler Replacement Phase II	165,110	-	4,914	4,914	165,110
Feasibility Study	9,593	-	285	285	9,593
Energy Management Improvements	39,716	-	1,182	1,182	39,716
Roof Replacement Phase II	197,300	-	5,872	5,872	197,300
West Gym Bleachers	49,884	-	1,485	1,485	49,884
Roadway and Lot Upgrades	24,463	-	728	728	24,463
Roof Replacement III	92,414	-	2,750	2,750	92,414
Science Building	95,471	-	2,841	2,841	95,471
09 Alms Building Demo & Site Restoration	85,699	-	2,550	2,550	85,699
10 Direct Digital Control	63,955	-	1,903	1,903	63,955
10 Natural Gas Piping Replacement	79,944	-	2,379	2,379	79,944
Total 2010 Issue	\$ 965,413	\$ -	\$ 28,730	\$ 28,730	\$ 965,413

Community College Debt Liability and Payment History
By Year, Issue and Project

	January 1 Begin Liab Prin Bal	Pay Date Principal Payment	Pay Date 1st Int Pay	Pay Date 2nd Int Pay	December 31 End Liab Prin Bal
2021 Continued					
2016 Issue (Matures 2035)					
		05/01	05/01	11/01	
Science Building	\$ 440,625	\$ 25,052	\$ 5,345	\$ 5,095	\$ 415,573
Wales Building Upgrades	121,007	6,880	1,468	1,399	114,127
Roofs Replacement IV	69,379	3,945	842	802	65,434
Total 2016 Issue	<u>\$ 631,011</u>	<u>\$ 35,877</u>	<u>\$ 7,655</u>	<u>\$ 7,296</u>	<u>\$ 595,134</u>
2018 Issue (Matures 2031)					
		05/01	05/01	11/01	
Science Building	\$ 4,910,321	\$ 386,391	\$ 73,655	\$ 67,859	\$ 4,523,930
Hazardous Materials	39,122	3,078	587	541	36,044
Wales Building Upgrades	942,163	74,138	14,132	13,020	868,025
Electrical Infrastructure	17,294	1,361	259	239	15,933
HVAC Upgrades/Replacement	59,993	4,721	900	829	55,272
Water & Sewer Renovations/Upgrades	128,736	10,130	1,931	1,779	118,606
Sidewalks, Roadways, & Other Parking Lots	18,257	1,437	274	252	16,820
HVAC & Roof Critical Replacements	94,063	7,402	1,411	1,300	86,661
Total 2018 Issue	<u>\$ 6,209,949</u>	<u>\$ 488,658</u>	<u>\$ 93,149</u>	<u>\$ 85,819</u>	<u>\$ 5,721,291</u>
2020 Issue (Matures 2034)					
		04/15	10/15	10/15	
HVAC Upgrades/Replacement	\$ 39,000	\$ 2,008	\$ 799	\$ 397	\$ 36,992
Water & Sewer Renovations/Upgrades	57,750	2,973	1,183	587	54,777
Total 2020 Issue	<u>\$ 96,750</u>	<u>\$ 4,981</u>	<u>\$ 1,982</u>	<u>\$ 984</u>	<u>\$ 91,769</u>
Total Serial Bonds	<u><u>\$ 8,119,816</u></u>	<u><u>\$ 746,209</u></u>	<u><u>\$ 136,934</u></u>	<u><u>\$ 122,829</u></u>	<u><u>\$ 7,373,607</u></u>

Community College Debt Liability and Payment History
By Year, Issue and Project

	January 1 Begin Liab Prin Bal	Pay Date Principal Payment	Pay Date 1st Int Pay	Pay Date 2nd Int Pay	December 31 End Liab Prin Bal
2021 Continued					
04/20 Bond Anticipation Note (Matures 04/21)		04/30	04/30		
Roof Replacement III	\$ 11,017	\$ 2,203	\$ 280	-	\$ 8,814
Hazardous Materials	13,533	13,533	344	-	-
Electrical Infrastructure	52,500	26,250	1,335	-	26,250
Roofs Replacement IV	6,172	882	157	-	5,290
Sidewalks, Roadways, & Other Parking Lots	83,254	27,751	2,117	-	55,503
HVAC & Roof Critical Replacements	30,134	7,534	766	-	22,600
Electrical Infrastructure II	27,500	27,500	699	-	-
Core Building Rehab Phase I	21,817	1,818	555	-	19,999
Downtown Campus Phase II	13,418,000	609,909	234,815	-	12,808,091
Critical Core Campus Rehabilitation	971,314	69,380	24,702	-	901,934
CEA Center Phase 1	20,000	5,000	509	-	15,000
Disabilities Access Improvements	20,000	5,000	509	-	15,000
Roads, Parking, and walkway upgrades	63,000	7,000	1,602	-	56,000
Roof & HVAC Critical Replacements Phase 1	285,750	31,750	7,267	-	254,000
Total Bond Anticipation Notes	<u>\$ 15,023,991</u>	<u>\$ 835,510</u>	<u>* \$ 275,657</u>	<u>\$ -</u>	<u>\$ 14,188,481</u>
Total Serial Bonds and Bond Anticipation Notes	<u>\$ 23,143,807</u>	<u>\$ 1,581,719</u>	<u>\$ 412,591</u>	<u>\$ 122,829</u>	<u>\$ 21,562,088</u>

* Principal payment is comprised of budgeted principal payments, plus unbudgeted paydowns, plus remaining BAN proceeds reissued as serial bonds.

Community College Debt Liability and Payment Schedule
By Fiscal Year, Issue and Project

BCC Fiscal Year: September 1 - August 31	September 1		Pay Date		August 31
	Begin Liab Prin Bal	Pay Date 1st Int Pay	Principal Payment	Pay Date 2nd Int Pay	End Liab Prin Bal
2019-2020		10/15	04/15	04/15	
2010 Issue (Matures 2021)					
Technology Initiative	\$ 3,210	\$ 80	\$ -	\$ 80	\$ 3,210
Update Master Plan	529	13	-	13	529
Wales Building Renovation	10,147	254	-	254	10,147
Original Boiler Replacement Phase II	37,059	926	-	926	37,059
Feasibility Study	2,153	54	-	54	2,153
Energy Management Improvements	8,915	223	-	223	8,915
Roof Replacement Phase II	44,285	1,107	-	1,107	44,285
West Gym Bleachers	11,197	280	-	280	11,197
Roadway and Lot Upgrades	5,491	137	-	137	5,491
Roof Replacement III	20,743	519	-	519	20,743
Science Building	21,429	536	-	536	21,429
09 Alms Building Demo & Site Restoratio	19,236	481	-	481	19,236
10 Direct Digital Control	14,355	359	-	359	14,355
10 Natural Gas Piping Replacement	17,944	449	-	449	17,944
	<u>\$ 216,693</u>	<u>\$ 5,418</u>	<u>\$ -</u>	<u>\$ 5,418</u>	<u>\$ 216,693</u>

Community College Debt Liability and Payment Schedule
By Fiscal Year, Issue and Project

BCC Fiscal Year: September 1 - August 31	September 1		Pay Date			August 31
	Begin Liab Prin Bal	Pay Date 1st Int Pay	Principal Payment	Pay Date 2nd Int Pay	Pay Date 04/15	End Liab Prin Bal
2019-2020 Continued						
2010 Issue (Matures 2025)						
Technology Initiative	\$ 17,429	\$ 509	\$ 3,131	\$ 509	\$ 14,298	
Update Master Plan	2,874	84	516	84	2,358	
Wales Building Renovation	55,105	1,609	9,897	1,609	45,208	
Original Boiler Replacement Phase II	201,256	5,876	36,146	5,876	165,110	
Feasibility Study	11,693	341	2,100	341	9,593	
Energy Management Improvements	48,411	1,413	8,695	1,413	39,716	
Roof Replacement Phase II	240,493	7,021	43,193	7,021	197,300	
West Gym Bleachers	60,805	1,775	10,921	1,775	49,884	
Roadway and Lot Upgrades	29,818	871	5,355	871	24,463	
Roof Replacement III	112,646	3,289	20,232	3,289	92,414	
Science Building	116,372	3,397	20,901	3,397	95,471	
09 Alms Building Demo & Site Restoration	104,461	3,050	18,762	3,050	85,699	
10 Direct Digital Control	77,956	2,276	14,001	2,276	63,955	
10 Natural Gas Piping Replacement	97,445	2,845	17,501	2,845	79,945	
	<u>\$ 1,176,764</u>	<u>\$ 34,356</u>	<u>\$ 211,351</u>	<u>\$ 34,356</u>	<u>\$ 965,413</u>	

Community College Debt Liability and Payment Schedule
By Fiscal Year, Issue and Project

BCC Fiscal Year: September 1 - August 31	September 1		Pay Date		August 31
	Begin Liab Prin Bal	Pay Date 1st Int Pay	Principal Payment	Pay Date 2nd Int Pay	End Liab Prin Bal
2019-2020 Continued		11/01	05/01	05/01	
2016 Issue (Matures 2035)					
Science Building	\$ 465,197	\$ 5,591	\$ 24,572	\$ 5,591	\$ 440,625
Wales Building Upgrades	127,755	1,535	6,748	1,535	121,007
Roofs Replacement IV	73,248	880	3,869	880	69,379
	<u>\$ 666,200</u>	<u>\$ 8,006</u>	<u>\$ 35,189</u>	<u>\$ 8,006</u>	<u>\$ 631,011</u>
2018 Issue (Matures 2031)					
Science Building	\$ 5,286,762	\$ 79,301	\$ 376,441	\$ 79,301	\$ 4,910,321
Hazardous Materials	42,121	632	2,999	632	39,122
Wales Building Upgrades	1,014,393	15,216	72,230	15,216	942,163
Electrical Infrastructure	18,620	279	1,326	279	17,294
HVAC Upgrades/Replacement	64,592	969	4,599	969	59,993
Water & Sewer Renovations/Upgrades	138,605	2,079	9,869	2,079	128,736
Sidewalks, Roadways, & Other Parking Lo	19,657	295	1,400	295	18,257
HVAC & Roof Critical Replacements	101,274	1,519	7,211	1,519	94,063
	<u>\$ 6,686,024</u>	<u>\$100,290</u>	<u>\$ 476,075</u>	<u>\$100,290</u>	<u>\$ 6,209,949</u>
2020 Issue (Matures 2034)		10/15	4/15	4/15	
HVAC Upgrades/Replacement	\$ -	\$ -	\$ -	\$ -	\$ 39,000
Water & Sewer Renovations/Upgrades	-	-	-	-	57,750
	<u>\$ 6,686,024</u>	<u>\$ -</u>	<u>\$ -</u>	<u>\$ -</u>	<u>\$ 96,750</u>
	<u>\$ 8,745,681</u>	<u>\$148,070</u>	<u>\$ 722,615</u>	<u>\$148,070</u>	<u>\$ 8,119,816</u>

Community College Debt Liability and Payment Schedule
By Fiscal Year, Issue and Project

BCC Fiscal Year: September 1 - August 31	September 1		Pay Date		August 31
	Begin Liab Prin Bal	Pay Date 1st Int Pay	Principal Payment	Pay Date 2nd Int Pay	End Liab Prin Bal
2019-2020 Continued					
05/19 Bond Anticipation Note (Matures 05/20) *			05/01	05/01	
Roof Replacement III	\$ 13,221		\$ 2,204	\$ 331	\$ 11,017
Hazardous Materials	27,067		13,534	677	13,533
Electrical Infrastructure	78,750		26,250	1,969	52,500
HVAC Upgrades/Replacement	58,500		19,500	1,463	39,000
Roofs Replacement IV	7,054		882	176	6,172
Water & Sewer Renovations/Upgrades	60,375		2,625	1,509	57,750
Sidewalks, Roadways, & Other Parking Lo	111,005		27,751	2,775	83,254
HVAC & Roof Critical Replacements	37,667		7,533	942	30,134
Electrical Infrastructure II	55,000		27,500	1,375	27,500
Core Building Rehab Phase I	23,635		1,818	591	21,817
Downtown Campus Phase II	9,544,000		414,957	286,320	9,129,043
Critical Core Campus Rehabilitation	1,046,030		74,716	26,151	971,314
CEA Center Phase 1	25,000		5,000	625	20,000
Disabilities Access Improvements	25,000		5,000	625	20,000
Roads, Parking, and walkway upgrades	70,000		7,000	1,750	63,000
Roof & HVAC Critical Replacements Phase	317,500		31,750	7,938	285,750
	<u>\$ 11,499,804</u>	<u>\$ -</u>	<u>\$ 668,020</u>	<u>\$ 335,217</u>	<u>\$ 10,831,784</u>
 Bond Anticipation Notes	 <u>\$ 20,245,485</u>	 <u>\$ 148,070</u>	 <u>\$ 1,390,635</u>	 <u>\$ 483,287</u>	 <u>\$ 18,951,600</u>

*May 2019 BAN amounts represent current short-term borrowing.
There is no estimate made of additional need for borrowing, for these or other projects.

Community College Debt Liability and Payment Schedule
By Fiscal Year, Issue and Project

BCC Fiscal Year: September 1 - August 31	September 1		Pay Date		August 31
	Begin Liab	Pay Date	Principal	Pay Date	End Liab
	Prin Bal	1st Int Pay	Payment	2nd Int Pay	Prin Bal
2019-2020		10/15	04/15	04/15	
2010 Issue (Matures 2021)					
Technology Initiative	\$ 3,210	\$ 80	\$ -	\$ 80	\$ 3,210
Update Master Plan	529	13	-	13	529
Wales Building Renovation	10,147	254	-	254	10,147
Original Boiler Replacement Phase II	37,059	926	-	926	37,059
Feasibility Study	2,153	54	-	54	2,153
Energy Management Improvements	8,915	223	-	223	8,915
Roof Replacement Phase II	44,285	1,107	-	1,107	44,285
West Gym Bleachers	11,197	280	-	280	11,197
Roadway and Lot Upgrades	5,491	137	-	137	5,491
Roof Replacement III	20,743	519	-	519	20,743
Science Building	21,429	536	-	536	21,429
09 Alms Building Demo & Site Restoration	19,236	481	-	481	19,236
10 Direct Digital Control	14,355	359	-	359	14,355
10 Natural Gas Piping Replacement	17,944	449	-	449	17,944
	<u>\$ 216,693</u>	<u>\$ 5,418</u>	<u>\$ -</u>	<u>\$ 5,418</u>	<u>\$ 216,693</u>

Community College Debt Liability and Payment Schedule
By Fiscal Year, Issue and Project

BCC Fiscal Year: September 1 - August 31	September 1		Pay Date		August 31
	Begin Liab Prin Bal	Pay Date 1st Int Pay	Principal Payment	Pay Date 2nd Int Pay	End Liab Prin Bal
2019-2020 Continued					
2010 Issue (Matures 2025)		10/15	04/15	04/15	
Technology Initiative	\$ 17,429	\$ 509	\$ 3,131	\$ 509	\$ 14,298
Update Master Plan	2,874	84	516	84	2,358
Wales Building Renovation	55,105	1,609	9,897	1,609	45,208
Original Boiler Replacement Phase II	201,256	5,876	36,146	5,876	165,110
Feasibility Study	11,693	341	2,100	341	9,593
Energy Management Improvements	48,411	1,413	8,695	1,413	39,716
Roof Replacement Phase II	240,493	7,021	43,193	7,021	197,300
West Gym Bleachers	60,805	1,775	10,921	1,775	49,884
Roadway and Lot Upgrades	29,818	871	5,355	871	24,463
Roof Replacement III	112,646	3,289	20,232	3,289	92,414
Science Building	116,372	3,397	20,901	3,397	95,471
09 Alms Building Demo & Site Restoration	104,461	3,050	18,762	3,050	85,699
10 Direct Digital Control	77,956	2,276	14,001	2,276	63,955
10 Natural Gas Piping Replacement	97,445	2,845	17,501	2,845	79,945
	\$ 1,176,764	\$ 34,356	\$ 211,351	\$ 34,356	\$ 965,413

Community College Debt Liability and Payment Schedule
By Fiscal Year, Issue and Project

BCC Fiscal Year: September 1 - August 31	September 1		Pay Date		August 31
	Begin Liab Prin Bal	Pay Date 1st Int Pay	Principal Payment	Pay Date 2nd Int Pay	End Liab Prin Bal
2019-2020 Continued		11/01	05/01	05/01	
2016 Issue (Matures 2035)					
Science Building	\$ 465,197	\$ 5,591	\$ 24,572	\$ 5,591	\$ 440,625
Wales Building Upgrades	127,755	1,535	6,748	1,535	121,007
Roofs Replacement IV	73,248	880	3,869	880	69,379
	<u>\$ 666,200</u>	<u>\$ 8,006</u>	<u>\$ 35,189</u>	<u>\$ 8,006</u>	<u>\$ 631,011</u>
2018 Issue (Matures 2031)					
Science Building	\$ 5,286,762	\$ 79,301	\$ 376,441	\$ 79,301	\$ 4,910,321
Hazardous Materials	42,121	632	2,999	632	39,122
Wales Building Upgrades	1,014,393	15,216	72,230	15,216	942,163
Electrical Infrastructure	18,620	279	1,326	279	17,294
HVAC Upgrades/Replacement	64,592	969	4,599	969	59,993
Water & Sewer Renovations/Upgrades	138,605	2,079	9,869	2,079	128,736
Sidewalks, Roadways, & Other Parking Lots	19,657	295	1,400	295	18,257
HVAC & Roof Critical Replacements	101,274	1,519	7,211	1,519	94,063
	<u>\$ 6,686,024</u>	<u>\$ 100,290</u>	<u>\$ 476,075</u>	<u>\$ 100,290</u>	<u>\$ 6,209,949</u>
2020 Issue (Matures 2034)		10/15	4/15	4/15	
HVAC Upgrades/Replacement	\$ -	\$ -	\$ -	\$ -	\$ 39,000
Water & Sewer Renovations/Upgrades	-	-	-	-	57,750
	<u>\$ 6,686,024</u>	<u>\$ -</u>	<u>\$ -</u>	<u>\$ -</u>	<u>\$ 96,750</u>
	<u>\$ 8,745,681</u>	<u>\$ 148,070</u>	<u>\$ 722,615</u>	<u>\$ 148,070</u>	<u>\$ 8,119,816</u>

Community College Debt Liability and Payment Schedule
By Fiscal Year, Issue and Project

BCC Fiscal Year: September 1 - August 31	September 1		Pay Date		August 31
	Begin Liab	Pay Date	Principal	Pay Date	End Liab
	Prin Bal	1st Int Pay	Payment	2nd Int Pay	Prin Bal
2019-2020 Continued					
05/19 Bond Anticipation Note (Matures 05/20) *					
			05/01	05/01	
Roof Replacement III	\$ 13,221		\$ 2,204	\$ 331	\$ 11,017
Hazardous Materials	27,067		13,534	677	13,533
Electrical Infrastructure	78,750		26,250	1,969	52,500
HVAC Upgrades/Replacement	58,500		19,500	1,463	39,000
Roofs Replacement IV	7,054		882	176	6,172
Water & Sewer Renovations/Upgrades	60,375		2,625	1,509	57,750
Sidewalks, Roadways, & Other Parking Lots	111,005		27,751	2,775	83,254
HVAC & Roof Critical Replacements	37,667		7,533	942	30,134
Electrical Infrastructure II	55,000		27,500	1,375	27,500
Core Building Rehab Phase I	23,635		1,818	591	21,817
Downtown Campus Phase II	9,544,000		414,957	286,320	9,129,043
Critical Core Campus Rehabilitation	1,046,030		74,716	26,151	971,314
CEA Center Phase 1	25,000		5,000	625	20,000
Disabilities Access Improvements	25,000		5,000	625	20,000
Roads, Parking, and walkway upgrades	70,000		7,000	1,750	63,000
Roof & HVAC Critical Replacements Phase 1	317,500		31,750	7,938	285,750
	<u>\$ 11,499,804</u>	<u>\$ -</u>	<u>\$ 668,020</u>	<u>\$ 335,217</u>	<u>\$ 10,831,784</u>
Bond Anticipation Notes	<u>\$ 20,245,485</u>	<u>\$ 148,070</u>	<u>\$ 1,390,635</u>	<u>\$ 483,287</u>	<u>\$ 18,951,600</u>

*May 2019 BAN amounts represent current short-term borrowing.
There is no estimate made of additional need for borrowing, for these or other projects.

Community College Debt Liability and Payment Schedule
By Fiscal Year, Issue and Project

BCC Fiscal Year: September 1 - August 31	September 1		Pay Date		August 31
	Begin Liab Prin Bal	Pay Date 1st Int Pay	Principal Payment	Pay Date 2nd Int Pay	End Liab Prin Bal
2020-2021					
		10/15	04/15	04/15	
2010 Issue (Matures 2021)					
Technology Initiative	\$ 3,210	\$ 80	\$ 3,210	\$ 80	\$ -
Update Master Plan	529	13	529	13	-
Wales Building Renovation	10,147	254	10,147	254	-
Original Boiler Replacement Phase II	37,059	926	37,059	926	-
Feasibility Study	2,153	54	2,153	54	-
Energy Management Improvements	8,915	223	8,915	223	-
Roof Replacement Phase II	44,285	1,107	44,285	1,107	-
West Gym Bleachers	11,197	280	11,197	280	-
Roadway and Lot Upgrades	5,491	137	5,491	137	-
Roof Replacement III	20,743	519	20,743	519	-
Science Building	21,429	536	21,429	536	-
09 Alms Building Demo & Site Restoration	19,236	481	19,236	481	-
10 Direct Digital Control	14,355	359	14,355	359	-
10 Natural Gas Piping Replacement	17,944	449	17,944	449	-
	\$ 216,693	\$ 5,418	\$ 216,693	\$ 5,418	\$ -

Community College Debt Liability and Payment Schedule
By Fiscal Year, Issue and Project

BCC Fiscal Year: September 1 - August 31	September 1		Pay Date		August 31
	Begin Liab Prin Bal	Pay Date 1st Int Pay	Principal Payment	Pay Date 2nd Int Pay	End Liab Prin Bal
2020-2021 Continued					
2010 Issue (Matures 2025)		10/15	04/15	04/15	
Technology Initiative	\$ 14,298	\$ 426	\$ -	\$ 426	\$ 14,298
Update Master Plan	2,358	70	-	70	2,358
Wales Building Renovation	45,208	1,345	-	1,345	45,208
Original Boiler Replacement Phase II	165,110	4,914	-	4,914	165,110
Feasibility Study	9,593	285	-	285	9,593
Energy Management Improvements	39,716	1,182	-	1,182	39,716
Roof Replacement Phase II	197,300	5,872	-	5,872	197,300
West Gym Bleachers	49,884	1,485	-	1,485	49,884
Roadway and Lot Upgrades	24,463	728	-	728	24,463
Roof Replacement III	92,414	2,750	-	2,750	92,414
Science Building	95,471	2,841	-	2,841	95,471
09 Alms Building Demo & Site Restoration	85,699	2,550	-	2,550	85,699
10 Direct Digital Control	63,955	1,903	-	1,903	63,955
10 Natural Gas Piping Replacement	79,944	2,379	-	2,379	79,945
	\$ 965,413	\$ 28,730	\$ -	\$ 28,730	\$ 965,413

Community College Debt Liability and Payment Schedule
By Fiscal Year, Issue and Project

BCC Fiscal Year: September 1 - August 31	September 1		Pay Date		August 31	
	Begin Liab	Pay Date	Principal	Pay Date	End Liab	
	Prin Bal	1st Int Pay	Payment	2nd Int Pay	Prin Bal	
2020-2021 Continued						
2016 Issue (Matures 2035)						
Science Building	\$ 440,625	\$ 5,345	\$ 25,052	\$ 5,345	\$ 415,573	
Wales Building Upgrades	121,007	1,468	6,880	1,468	114,127	
Roofs Replacement IV	69,379	842	3,945	842	65,434	
	<u>\$ 631,011</u>	<u>\$ 7,655</u>	<u>\$ 35,877</u>	<u>\$ 7,655</u>	<u>\$ 595,134</u>	
		<u>11/01</u>	<u>05/01</u>	<u>05/01</u>		
2018 Issue (Matures 2031)						
Science Building	\$ 4,910,321	\$ 73,655	\$ 386,391	\$ 73,655	\$ 4,523,930	
Hazardous Materials	39,122	587	3,078	587	36,044	
Wales Building Upgrades	942,163	14,132	74,138	14,132	868,025	
Electrical Infrastructure	17,294	259	1,361	259	15,933	
HVAC Upgrades/Replacement	59,993	900	4,721	900	55,272	
Water & Sewer Renovations/Upgrades	128,736	1,931	10,130	1,931	118,606	
Sidewalks, Roadways, & Other Parking Lots	18,257	274	1,437	274	16,820	
HVAC & Roof Critical Replacements	94,063	1,411	7,402	1,411	86,661	
	<u>\$ 6,209,949</u>	<u>\$ 93,149</u>	<u>\$ 488,658</u>	<u>\$ 93,149</u>	<u>\$ 5,721,291</u>	
		<u>10/15</u>	<u>4/15</u>	<u>4/15</u>		
2020 Issue (Matures 2034)						
HVAC Upgrades/Replacement	\$ 39,000	\$ -	\$ 2,008	\$ 799	\$ 36,992	
Water & Sewer Renovations/Upgrades	57,750	-	2,973	1,183	54,777	
	<u>\$ 96,750</u>	<u>\$ -</u>	<u>\$ 4,981</u>	<u>\$ 1,982</u>	<u>\$ 91,769</u>	
	<u>\$ 8,119,816</u>	<u>\$ 134,952</u>	<u>\$ 746,209</u>	<u>\$ 136,934</u>	<u>\$ 7,373,607</u>	

Community College Debt Liability and Payment Schedule
By Fiscal Year, Issue and Project

BCC Fiscal Year: September 1 - August 31	September 1		Pay Date		August 31
	Begin Liab	Pay Date	Principal	Pay Date	End Liab
	Prin Bal	1st Int Pay	Payment	2nd Int Pay	Prin Bal
2020-2021 Continued					
04/20 Bond Anticipation Note (Matures 04/21) *					
			04/30	04/30	
Roof Replacement III	\$ 11,017		\$ 2,203	\$ 280	\$ 8,814
Hazardous Materials	13,533		13,533	344	-
Electrical Infrastructure	52,500		26,250	1,335	26,250
Roofs Replacement IV	6,172		882	157	5,290
Sidewalks, Roadways, & Other Parking Lots	83,254		27,751	2,117	55,503
HVAC & Roof Critical Replacements	30,134		7,534	766	22,600
Electrical Infrastructure II	27,500		27,500	699	-
Core Building Rehab Phase I	21,817		1,818	555	19,999
Downtown Campus Phase II	13,418,000		609,909	234,815	12,808,091
Critical Core Campus Rehabilitation	971,314		69,380	24,702	901,934
CEA Center Phase 1	20,000		5,000	509	15,000
Disabilities Access Improvements	20,000		5,000	509	15,000
Roads, Parking, and walkway upgrades	63,000		7,000	1,602	56,000
Roof & HVAC Critical Replacements Phase 1	285,750		31,750	7,267	254,000
	<u>\$ 15,023,991</u>	<u>\$ -</u>	<u>\$ 835,510</u>	<u>\$ 275,659</u>	<u>\$ 14,188,481</u>
Anticipation Notes	<u>\$ 23,143,807</u>	<u>\$ 134,952</u>	<u>\$ 1,581,719</u>	<u>\$ 412,593</u>	<u>\$ 21,562,088</u>

*May 2020 BAN amounts represent current short-term borrowing.
There is no estimate made of additional need for borrowing, for these or other projects.

Statement of Community College
Authorized and Unborrowed Debt
For Community College projects open as of June 1, 2020

Serial Bonds and Bond Anticipation Notes

	Authorizing Resolution	Total Debt Authorized	Debt Unborrowed
Sidewalks, Roadways & Other Parking Lots	12-568	500,000	29,971
HVAC & Roof Critical Replacements	13-570	500,000	1,044
Music Suite Renovations	13-569	500,000	257,666
Electrical Infrastructure II	14-558	350,000	225,000
Simulated Clean Room and Equipment	14-558	2,813,000	863,063
Downtown Campus Phase II	15-403, 17-536, 20-122	21,500,000	3,123,553
Core Building Rehab Phase I	17-116	7,300,000	877,017
Critical Core Campus Rehabilitation	17-389	2,800,000	769,595
CEA Center Phase 1	18-406, 19-174	250,000	225,000
Disabilities Access Improvements	18-406	50,000	25,000
Roads, Parking, and walkway upgrades	18-406	140,000	3,500
Roof & HVAC Critical Replacements Phase 1	18-406, 19-174	635,000	267,098
Building Renovation	19-491	2,000,000	2,000,000
Core Building Rehabilitation Phase III	19-491	5,000,000	5,000,000
Critical Maintenance Items III	19-491	500,000	500,000
		<u>\$44,838,000</u>	<u>\$14,167,507</u>

Community College Authorized Capital Projects
Open as of June 1, 2020

	CIP Year	Total Appropriations	Available Appropriations as of 06/01/20
Energy Management Improvements	2008	207,000	2,190
Science Building	2009	21,942,696	1,035,056
Direct Digital Control	2010	465,000	5,080
Sidewalk, Roadways & Parks	2013	500,000	39,750
Music Suite Renovations	2013	500,000	361,212
HVAC & Roof Critical Replacements	2014	500,000	2,088
Electrical Infrastructure II	2015	350,000	216,694
Simulated Clean Room and Equipment	2015	2,813,000	930,420
Downtown Campus Phase II	2016	21,500,000	4,390,234
Core Building Rehab Phase I	2016	7,300,000	170,000
Critical Core Campus Rehabilitation	2018	2,800,000	947,292
CEA Center Phase 1	2019	250,000	218,000
Disabilities Access Improvements	2019	50,000	50,000
Roads, Parking, and walkway upgrades	2019	140,000	14,000
Roof & HVAC Critical Replacements Phase 1	2019	635,000	169,514
Building Renovation	2020	2,000,000	2,000,000
Core Building Rehabilitation Phase III	2020	5,000,000	5,000,000
Critical Maintenance Items III	2020	500,000	500,000
Total		<u>\$ 67,452,696</u>	<u>\$ 16,051,530</u>

This page is intentionally left blank

Supplementary Information

<u>Department/Division</u>	<u>Page</u>	<u>Department/Division</u>	<u>Page</u>
Personnel Changes	516	County Fees	
Personnel Summary	518	Arena	537
Financial Summaries	521	Forum	538
Historical Tax Levy/Rate	530	Parks	539
Property Tax Levy By Municipality	532	En-Joie Golf	540
Property Tax Exemption Summary	534	Tax Collection	541
		County Clerk	542
		Motor Vehicles	543
		Health Department	544
		Landfill	546
		Office For Aging	547
		Planning	548
		Sheriff	550
		Weights and Measures	551
		Miscellaneous	552
		Greater Binghamton Airport	
		Willow Point Nursing Home	
		Dog Shelter	
		Taxicab	
		Civil Service Exam	
		Legislature	
		Real Property	
		Library	
		911 Emergency Services	
		Public Defender	
		Public Transportation	

Personnel Changes

2021 Recommended Personnel Changes

1	Stop-DWI	24000003	1 Secretary	13 CSEA	Unfund	Efficiencies	(22,015)
2	Social Services	35030006	1 Secretary	13 CSEA	Abolish	Efficiencies	(51,415)
3	Social Services	35030006	1 Management Associate	18 BAPA	Create	Efficiencies	53,211
4	Social Services	35030006	1 Receptionist	AFSCME	Create	Efficiencies	2,612
5	Aviation	28010005	1 Account Clerk	7 CSEA	Abolish	Efficiencies	(42,184)
6	Aviation	28010005	1 Principal Account Clerk	13 CSEA	Create	Efficiencies	53,079
7	Library	40000008	1 PT Principal Account Clerk	9CSEA/13 CSEA	Upgrade from PT Senior Account Clerk	Efficiencies	3,829
8	Solid Waste Management	38040007	1 Equipment Mechanic I	AFSCME	Create	Efficiencies	58,440
9	Transit	31010105	2 Custodial Worker	6 CSEA	Part Time to Full Time	Efficiencies	52,804
10	Transit	31010105	1 Secretary	13 CSEA	Create	Efficiencies	62,356
11	Transit	31010105	1 Account Clerk Typist	7 CSEA	Abolish	Efficiencies	(58,317)
12	Transit	31010105	1 Senior Clerk	8 CSEA	Create	Efficiencies	33,374
13	Transit	31010105	1 Clerk	6 CSEA	Abolish	Efficiencies	(48,640)
14	Information Technology	10020001	1 Telecommunications Manager	25 BAPA	Part Time Create	Efficiencies	56,987
15	Information Technology	10020001	1 Computer Operations Supervisor	20 BAPA	Part Time Abolish	Efficiencies	(43,191)
16	Information Technology	10020001	1 Telecommunications Manager	25 BAPA	Full Time Abolish	Efficiencies	(134,690)
17	Information Technology	10020001	1 Network Engineer	26 BAPA	Create	Efficiencies	99,123
18	Information Technology	10020001	1 Computer Hardware Technician	16 CSEA	Refunded	Efficiencies	
19	Information Technology	10020001	1 Senior Computer Operator	16 CSEA	Abolished	Efficiencies	
20	Public Works Engineering	15030001	1 Engineer II	24CSEA	Abolish position unfunded in 2020	Efficiencies	-
21	Public Works Engineering	15030001	1 Engineer I	21 CSEA	Create	Efficiencies	65,635
22	Public Works Engineering	15030001	1 Assistant Engineer	17 CSEA	Unfund	Efficiencies	(56,637)
23	Health Mat Child Health & Develop	25060004	3 Public Health Nurse	17 CSEA	Abolish (One was unfunded in 2019)	Efficiencies	(118,602)
24	Health Mat Child Health & Develop	25060004	1 Early Intervention Services Coordinator	16 CSEA	Fund position unfunded in 2012	Efficiencies	52,237
25	Health Mat Child Health & Develop	25060004	1 Dir of Maternal Child Health & Dev Part-Time	NA	Abolish	Efficiencies	(80,271)
26	Clinics & Disease Control	25020004	1 Medical Director STD/HIV Clinic Part-Time	NA	Unfunded since 2014, abolished in 2021	Efficiencies	-
27	Clinics & Disease Control	25020004	1 Senior Registered Professional Nurse	14 CSEA	Unfunded since 2015, abolished in 2021	Efficiencies	-
28	Clinics & Disease Control	25020004	1 Supervising Public Health Nurse	20 BAPA	Unfunded in 2018, abolished in 2021	Efficiencies	-
29	Clinics & Disease Control	25020004	1 Secretary	13 CSEA	Unfunded since 2018, abolished in 2021	Efficiencies	-
30	Clinics & Disease Control	25020004	1 Nurse Practitioner	27 CSEA	Unfunded in 2019, abolished in 2021	Efficiencies	-
31	Clinics & Disease Control	25020004	2 Patient Accounts Representative	8 CSEA	Two positions unfunded in 2019, abolished in 2021	Efficiencies	-
32	Clinics & Disease Control	25020004	1 Medical Director TB Part Time	NA	Unfunded in 2020, abolished in 2021	Efficiencies	-
33	Health Administration	25010004	1 Deputy Director of Public Health Part Time	D Admin	One position unfunded since 2018, abolished in 2021	Efficiencies	-
34	Health Administration	25010004	1 Secretary Part-Time	13 CSEA	One position unfunded in 2019, abolished in 2021	Efficiencies	-
35	Health Administration	25010004	1 Supervising Public Health Educator	21 BAPA	One position unfunded in 2021	Efficiencies	(104,720)
36	Health Administration	25010004	1 Deputy Director of Public Health	D Admin	Funded in 2021	Efficiencies	104,720
37	Sheriff-Highway Patrol	23020303	2 Deputy Sheriff	BCSLEOA	Create	Efficiencies	153,884
38	Elections	07000001	2 Election Commissioners		Increase from 12,500 to 20,000	Efficiencies	24,091
39	Elections	07000001	2 Election Deputy Commissioners	C Admin	Upgrade to D Admin	Efficiencies	9,702
40	Emergency Services	20010003	1 Senior Emergency Services Dispatcher	18 BAPA	Abolish	Efficiencies	(105,595)
41	Emergency Services	20010003	1 Senior Emergency Services Dispatcher /CAD Administrator	18 BAPA	Create	Efficiencies	105,595
42	Emergency Services	20010003	1 Emergency Management Associate	15 CSEA	Transfer from Security 22000020	Efficiencies	-
43	Emergency Services	20010003	1 Emergency Management Assistance Coordinator	20 Admin	Create	Efficiencies	70,885
44	Emergency Services	20010003	3 Clerk	7 CSEA	Abolish	Efficiencies	(115,656)
45	Emergency Services	20010003	1 School Safety Program Coordinator Part Time	24 Admin	Create	Efficiencies	32,915
46	Emergency Services	20010003	1 Emergency Services Radio Technician Part Time	14 CSEA	Create	Efficiencies	29,060
47	Emergency Services	20010003	1 Account Clerk Part Time	7 CSEA	Abolish	Efficiencies	(22,525)
48	Emergency Services	20020003	1 Senior Emergency Services Dispatcher	18 BAPA	Abolish	Efficiencies	(105,595)
49	Emergency Services	20020003	1 Public Safety Systems Supervisor	24 Admin	Create	Efficiencies	105,595
50	District Attorney	06000001	1 Chief Assistant to the District Attorney	AT-5	Upgrade from AT-4	Efficiencies	22,969
51	District Attorney	06000001	2 Senior Assistant District Attorney	AT-3	Transfer from tax supported grant to operating	Efficiencies	
52	District Attorney	06000001	1 Assistant District Attorney II	AT-2	Transfer from tax supported grant to operating	Efficiencies	
53	District Attorney	06000001	1 Senior Assistant District Attorney	AT-3	Transfer to grant	Efficiencies	
54	Personnel	13000001	1 Deputy Personnel Officer	B Admin	Create		
55	Personnel	13000001	1 Director of Employee Relations	E Admin	Abolish		
56	Veterans	36000006	1 Veterans Service Officer Part Time	11 CSEA			

Personnel Summary

Summary of Authorized Positions by Department
Full-time and Part-time

2019		Current Through July 6,2020		2021 Requested		2021 Recommended	
Full-time	Part-time	Full-time	Part-time	Full-time	Part-time	Full-time	Part-time

General Fund

Legislature	5	15	5	15	5	15	5	15
County Executive	7	0	7	0	7	0	7	0
County Clerk	26	9	28	9	28	9	28	9
District Attorney	36	1	42	2	45	2	45	2
Audit and Control	9	1	9	1	9	1	9	1
Coroners	0	4	0	4	0	4	0	4
Elections	8	4	8	4	8	4	8	4
Office of Management and Budget	13	0	13	0	13	0	13	0
Information Technology	30	2	33	2	32	2	32	2
Law(County Attorney)	22	0	22	0	22	0	22	0
Personnel	10	1	10	1	10	1	10	1
Public Defender	21	0	21	0	21	0	21	0
Public Works(including Security)	93	0	95	0	94	0	94	0
Purchasing	3	0	3	0	3	0	3	0
Real Property Tax Services	10	0	10	0	10	0	10	0
Sheriff	257	4	260	5	262	5	262	5
Emergency Services	54	1	64	17	63	18	63	18
Probation	50	0	52	0	52	0	52	0
STOP DWI	2	0	2	0	2	0	2	0
Health	45	19	46	18	37	13	37	13
Mental Health	3	0	3	0	3	0	3	0
Office for the Aging	5	2	5	2	5	2	5	2
Social Services	290	1	291	1	292	1	292	1
Veterans Services	2	3	3	2	3	2	3	2
Planning and Economic Development	9	0	12	0	12	0	12	0
Parks, Recreation and Youth Services	19	0	20	0	20	0	20	0
General Fund Total	1,029	67	1,064	83	1,058	79	1,058	79

Summary of Authorized Positions by Department
Full-time and Part-time

	2019		Current Through July 6, 2020		2021 Requested		2021 Recommended	
	Full-time	Part-time	Full-time	Part-time	Full-time	Part-time	Full-time	Part-time
<u>Enterprise Fund Type</u>								
Aviation	19	2	19	2	19	2	19	2
Public Transportation(Transit)	71	26	80	26	82	24	82	24
Solid Waste Management	23	0	23	0	24	0	24	0
Willow Point Nursing Home	275	93	278	93	278	93	278	93
Enterprise Fund Type Total	388	121	400	121	403	119	403	119
<u>Internal Service Fund Type</u>								
Central Food and Nutrition Services	0	0	0	0	0	0	0	0
Fleet Management	3	0	3	0	3	0	3	0
Risk & Insurance	6	0	6	0	6	0	6	0
Internal Services Fund Type Total	9	0	9	0	9	0	9	0
<u>Special Revenue Fund Type</u>								
Library	14	10	14	11	14	11	14	11
County Highway	69	0	69	0	69	0	69	0
Floyd L. Maines Veterans' Memorial Arena	5	2	5	2	5	2	5	2
Enjoie Golf Course	4	0	4	0	4	0	4	0
Special Revenue Fund Type Total	92	12	92	13	92	13	92	13
Total Positions - Full-time Part-time by Year	1,518	200	1,565	217	1,562	211	1,562	211
Total Positions by Year	<u>1,718</u>		<u>1,782</u>		<u>1,773</u>		<u>1,773</u>	

Financial Summaries

Broome County Government

Appropriation by Character

Report: BP060

Type: EXPENSE

Budget Yr: 2021

Character	Character Title	2019 Actuals	2020 Budget	2020 Actuals as of 8/29/2020	2021 Budget Requested	2021 Budget Recommended
0000010	Personnel Service	82,872,597	88,822,104	50,623,743	88,527,828	88,519,800
0000020	Equipment and Capital Outlay	55,041	619,176	258,213	854,639	854,639
0000040	Contractual Expenditures	273,349,862	223,174,033	126,716,238	223,007,212	222,750,306
0000041	Chargeback Expenses	16,317,862	16,182,879	5,143,714	16,154,923	16,154,923
0000042	Depreciation	10,582,550	0	19,281	0	0
0000060	Principal on Indebtedness	9,761,818	13,238,478	9,779,744	13,533,216	13,533,216
0000070	Interest on Indebtedness	3,838,479	4,255,753	2,725,083	4,509,985	4,509,985
0000080	Employee Benefits	64,205,083	52,925,510	29,636,522	54,241,464	54,240,151
0000090	Transfers	18,692,569	16,673,678	16,390,397	15,310,025	15,310,025
Grand Totals		479,675,861	415,891,611	241,292,935	416,139,292	415,873,045

Broome County Government

Revenue by Character

Report: BP160

Type: REVENUE

Budget Yr: 2021

Character	Character Title	2019 Actuals	2020 Budget	2020 Actuals as of 8/29/2020	2021 Budget Requested	2021 Budget Recommended
0000001	Tax Items	222,039,712	170,458,133	118,054,258	169,502,727	169,502,727
0000002	Departmental Income	113,758,648	119,041,447	65,464,361	121,216,205	121,216,205
0000003	Use of Money	1,273,776	1,134,447	329,710	868,052	868,052
0000004	Licenses and Permits	86,194	103,070	64,821	101,800	101,800
0000005	Fines and Forfeitures	227,899	238,000	89,993	650,625	650,625
0000006	Sale of Prop and Comp for Loss	87,027	110,861	33,100	101,950	101,950
0000007	Misc Interfund Revenues	52,975,568	26,531,480	25,118,702	26,517,985	26,517,985
0000008	State Aid	42,735,799	40,573,903	14,541,006	38,367,336	38,367,336
0000009	Federal Aid	74,303,406	53,972,872	33,305,254	56,156,013	56,156,013
Grand Totals		507,488,029	412,164,213	257,001,205	413,482,693	413,482,693

Report ID: BCBP064
Budget Yr: 2021

Broome County Government
APPROPRIATION SUMMARY BY DEPARTMENT

DEPARTMENT	DEPARTMENT TITLE	2019 ACTUALS	2020 BUDGET	2020 YTD ACTUALS AS OF 08/29/2020	2021 BUDGET REQUESTED	2021 BUDGET RECOMMENDED
01	Audit and Control	2,950,469	3,822,796	2,087,280	3,854,940	3,854,940
02	Central Foods	4,869,541	5,247,421	2,670,281	5,019,262	5,019,262
03	Coroners	632,699	572,322	309,566	572,682	572,682
04	County Clerk	2,125,060	2,447,855	1,391,342	2,393,750	2,393,750
05	County Executive	692,010	726,769	444,079	742,472	742,472
06	District Attorney	6,899,681	5,591,253	2,624,553	5,448,161	5,448,161
07	Elections	1,262,809	1,730,818	733,853	1,577,040	1,577,040
09	Fleet Management	1,078,695	1,297,786	372,996	1,150,093	1,150,093
10	Information Technology	6,878,073	7,388,897	4,942,713	8,100,178	8,100,178
11	Law	2,258,354	2,460,195	1,536,011	2,450,991	2,450,991
12	Legislative	868,270	971,906	593,037	965,026	965,026
13	Personnel	827,389	904,678	490,113	874,492	874,492
14	Public Defender	1,681,504	2,035,319	1,214,478	2,044,206	2,040,506
15	Public Works	7,265,366	7,784,286	4,587,824	7,963,367	7,963,367
16	Purchasing	284,581	303,643	181,006	313,097	303,756
17	Real Property Tax Services	885,184	987,126	567,969	1,028,936	1,028,936
18	Risk and Insurance	58,673,867	61,732,128	34,243,332	64,459,871	64,459,871
20	Emergency Services	5,380,115	8,886,550	3,601,772	9,727,693	9,477,693
21	Probation	3,715,963	4,473,218	2,352,388	4,502,338	4,502,338
22	Security	3,770,111	3,923,313	2,195,954	3,931,238	3,931,238
23	Sheriff	36,737,983	39,343,903	21,156,187	39,437,989	39,437,989
24	STOP DWI	260,420	242,050	105,540	197,050	197,050
25	Health	16,672,421	15,169,674	6,432,903	15,212,928	15,212,928
26	Mental Health	1,012,365	1,151,472	632,531	1,122,542	1,122,542
27	Willow Point	40,960,866	32,480,064	15,974,623	32,721,662	32,721,662
28	Aviation	9,350,686	3,785,090	1,729,925	3,528,104	3,528,104
29	Highway	11,251,362	10,944,511	7,817,870	11,284,332	11,284,332
30	Road Machinery	2,692,037	2,723,666	1,791,929	2,743,601	2,743,601
31	Public Transportation	17,582,171	13,035,667	6,362,583	12,682,359	12,682,359
33	Employment & Training	213,634	0	0	0	0
34	Office for Aging	1,745,564	1,895,764	1,470,529	1,879,185	1,879,185
35	Social Services	122,441,522	121,536,259	70,032,364	119,248,586	119,248,586
36	Veterans Services	490,185	652,810	285,265	683,272	683,272
37	Planning and Econ Development	892,533	991,282	557,638	983,845	983,845
38	Solid Waste Management	9,488,458	9,485,013	3,270,088	9,503,371	9,503,371
39	Arena	1,847,923	1,648,660	976,173	1,735,897	1,735,897
40	County Library	2,025,477	2,066,065	1,015,065	2,123,538	2,123,538
41	En Joie Golf Course	1,084,859	1,111,261	657,022	1,140,138	1,140,138
42	Forum	136,594	175,855	91,686	163,940	163,940
43	Parks and Recreation	2,632,777	2,902,035	1,583,221	3,090,311	3,090,311
45	Office of Management & Budget	54,182,405	1,158,746	689,487	1,187,195	1,187,195
90	Special Objects	10,092,490	7,289,774	9,184,815	5,868,400	5,865,194
91	Debt Service (General Fund)	6,425,437	8,019,486	7,540,719	8,719,121	8,719,121
92	Interfund Transfers	16,455,951	14,794,225	14,794,225	13,762,093	13,762,093
		479,675,861	415,891,611	241,292,935	416,139,292	415,873,045

Report ID: BCBP164
 Budget Yr: 2021

Broome County Government
 REVENUE SUMMARY BY DEPARTMENT

DEPARTMENT	DEPARTMENT TITLE	2019	2020	2020	2021	2021
		ACTUALS	BUDGET	YTD ACTUALS AS OF 08/29/2020	BUDGET REQUESTED	BUDGET RECOMMENDED
01	Audit and Control	60,723	55,000	27,053	55,000	55,000
02	Central Foods	5,699,208	5,247,421	2,326,541	5,019,262	5,019,262
03	Coroners	660	0	0	0	0
04	County Clerk	4,105,592	3,994,191	1,973,561	3,774,346	3,774,346
05	County Executive	2,999,801	1,541,264	44	1,460,997	1,460,997
06	District Attorney	2,595,911	1,734,177	784,200	1,505,458	1,505,458
07	Elections	535,136	535,000	535,128	535,000	535,000
09	Fleet Management	1,165,249	1,303,622	131,101	1,150,093	1,150,093
10	Information Technology	2,908,326	3,031,298	949,590	3,152,108	3,152,108
11	Law	1,344,205	1,574,118	622,569	1,530,688	1,530,688
12	Legislative	645	510	286	410	410
13	Personnel	112,572	99,148	4,800	101,432	101,432
14	Public Defender	21,131	17,600	21,971	15,120	15,120
15	Public Works	1,020,707	1,203,835	851,474	1,382,439	1,382,439
16	Purchasing	1,497	0	678	1,500	1,500
17	Real Property Tax Services	2,570,098	1,995,000	442,626	1,992,500	1,992,500
18	Risk and Insurance	60,474,979	58,006,410	37,726,414	62,069,519	62,069,519
20	Emergency Services	816,090	3,700,421	1,977,074	4,173,913	4,173,913
21	Probation	686,451	860,832	56,667	860,630	860,630
22	Security	2,654,502	3,010,543	1,333,211	3,000,414	3,000,414
23	Sheriff	2,040,423	1,372,043	1,046,028	1,521,617	1,521,617
24	STOP DWI	243,517	242,050	98,568	197,050	197,050
25	Health	9,960,430	7,418,198	3,042,818	7,539,037	7,539,037
26	Mental Health	236,054	308,977	139,776	314,656	314,656
27	Willow Point	44,513,431	32,480,064	18,432,115	32,721,662	32,721,662
28	Aviation	9,983,212	3,782,154	2,633,930	3,528,104	3,528,104
29	Highway	13,071,518	10,944,511	7,973,690	11,284,332	11,284,332
30	Road Machinery	2,671,408	2,723,666	2,691,799	2,743,601	2,743,601
31	Public Transportation	25,963,162	13,035,667	7,489,623	12,682,359	12,682,359
33	Employment & Training	-46,626	0	264,362	0	0
34	Office for Aging	1,493,559	1,255,362	675,355	1,248,789	1,248,789
35	Social Services	60,825,895	59,601,973	32,051,302	57,714,730	57,714,730
36	Veterans Services	606,812	652,810	519,140	683,272	683,272
37	Planning and Econ Development	8,122	82,000	31,004	77,500	77,500
38	Solid Waste Management	11,112,611	9,485,059	5,894,445	9,503,371	9,503,371
39	Arena	1,896,430	1,648,660	1,169,716	1,735,897	1,735,897
40	County Library	2,149,637	2,066,065	1,578,820	2,123,538	2,123,538
41	En Joie Golf Course	1,115,582	1,111,261	748,818	1,140,138	1,140,138
42	Forum	131,433	175,855	81,621	163,940	163,940
43	Parks and Recreation	501,010	495,650	123,805	493,348	493,348
45	Office of Management & Budget	226,400,010	172,204,133	118,771,140	171,098,727	171,098,727
90	Special Objects	2,073,626	2,378,000	940,930	2,078,000	2,078,000
91	Debt Service (General Fund)	718,602	789,665	790,803	1,108,196	1,108,196
92	Interfund Transfers	44,688	0	46,609	0	0
		507,488,029	412,164,213	257,001,205	413,482,693	413,482,693

Broome County Government

Appropriation by Subfund

Report: BP042 Type: EXPENSE

Budget Year: 2021

Subfund	Subfund Title	2019 Actuals	2020 Budget	2020 Actuals as of 8/29/2020	2021 Requested	2021 Recommended
1010	General Operating	318,556,285	270,334,279	164,411,048	268,047,064	267,780,817
2010	Aviation Operating	9,350,686	3,785,090	1,729,925	3,528,104	3,528,104
2020	SWM Operating	9,488,458	9,485,013	3,270,088	9,503,371	9,503,371
2040	Transit Operating	17,582,171	13,035,667	6,362,583	12,682,359	12,682,359
2050	WPNH Operating	40,960,866	32,480,064	15,974,623	32,721,662	32,721,662
2060	Central Kitchen Operating	4,869,541	5,247,421	2,670,281	5,019,262	5,019,262
2070	Fleet Operating	1,078,695	1,297,786	372,996	1,150,093	1,150,093
2080	Health Insurance Operating	54,276,488	55,584,838	31,947,512	58,193,854	58,193,854
2090	Self Insurance Operating	1,764,953	2,085,724	683,009	2,204,647	2,204,647
2100	Workers Comp Operating	2,503,397	4,061,566	1,612,811	4,061,370	4,061,370
2110	Unemployment Insurance Oper.	129,029	0	0	0	0
3110	Arena Operating	1,847,923	1,648,660	976,173	1,735,897	1,735,897
3120	County Road Operating	11,251,362	10,944,511	7,817,870	11,284,332	11,284,332
3130	Employment & Training Operatin	213,634	0	0	0	0
3140	EnJoie Operating	1,084,859	1,111,261	657,022	1,140,138	1,140,138
3150	Library Operating	2,025,477	2,066,065	1,015,065	2,123,538	2,123,538
3160	Road Machinery Operating	2,692,037	2,723,666	1,791,929	2,743,601	2,743,601
Grand Totals		479,675,861	415,891,611	241,292,935	416,139,292	415,873,045

Broome County Government Revenue by Subfund

Report: BP142 Type: REVENUE

Budget Yr : 2021

Subfund	Subfund Title	2019 Actuals	2020 Budget	2020 Actuals as of 8/29/2020	2021 Requested	2021 Recommended
1010	General Operating	327,718,228	270,329,653	167,939,831	267,780,817	267,780,817
2010	Aviation Operating	9,983,212	3,782,154	2,633,930	3,528,104	3,528,104
2020	SWM Operating	11,112,611	9,485,059	5,894,445	9,503,371	9,503,371
2040	Transit Operating	25,963,162	13,035,667	7,489,623	12,682,359	12,682,359
2050	WPNH Operating	44,513,431	32,480,064	18,432,115	32,721,662	32,721,662
2060	Central Kitchen Operating	5,699,208	5,247,421	2,326,541	5,019,262	5,019,262
2070	Fleet Operating	1,165,249	1,303,622	131,101	1,150,093	1,150,093
2080	Health Insurance Operating	54,151,462	51,859,120	34,672,404	55,803,502	55,803,502
2090	Self Insurance Operating	2,122,786	2,085,724	742,645	2,204,647	2,204,647
2100	Workers Comp Operating	4,070,042	4,061,566	2,311,365	4,061,370	4,061,370
2110	Unemployment Insurance Oper.	130,689	0	0	0	0
3110	Arena Operating	1,896,430	1,648,660	1,169,716	1,735,897	1,735,897
3120	County Road Operating	13,071,518	10,944,511	7,973,690	11,284,332	11,284,332
3130	Employment & Training Operatin	-46,626	0	264,362	0	0
3140	EnJole Operating	1,115,582	1,111,261	748,818	1,140,138	1,140,138
3150	Library Operating	2,149,637	2,066,065	1,578,820	2,123,538	2,123,538
3160	Road Machinery Operating	2,671,408	2,723,666	2,691,799	2,743,601	2,743,601
Grand Totals		507,488,029	412,164,213	257,001,205	413,482,693	413,482,693

Report ID: BCBP070
Budget Yr: 2021

Broome County Government
APPROPRIATION SUMMARY BY FUNCTION

FUNCTION	FUNCTION TITLE	2019 ACTUALS	2020 BUDGET	2020 YTD ACTUALS AS OF 08/29/2020	2021 BUDGET REQUESTED	2021 BUDGET RECOMMENDED
00000001	General Government Function	154,154,271	107,062,687	59,567,020	110,034,468	110,021,427
00000002	Education Function	17,713,622	18,376,012	11,835,435	17,712,639	17,712,639
00000003	Public Safety Function	49,872,262	56,879,034	29,415,311	57,806,308	57,556,308
00000004	Health Function	49,106,325	38,742,583	19,100,233	39,079,493	39,079,493
00000005	Transportation Function	40,876,256	30,488,934	17,702,307	30,238,396	30,238,396
00000006	Economic Assistance and Opp	126,038,830	125,385,138	72,622,064	123,121,682	123,121,682
00000007	Home and Community Svcs	10,380,991	10,476,295	3,827,726	10,487,216	10,487,216
00000008	Culture and Community Services	8,118,617	8,294,180	4,604,018	8,643,832	8,640,626
00000099	Unallocated Function	23,414,687	20,186,748	22,618,821	19,015,258	19,015,258
		479,675,861	415,891,611	241,292,935	416,139,292	415,873,045

Report ID: BCBP170
 Budget Yr: 2021

Broome County Government
 REVENUE SUMMARY BY FUNCTION

FUNCTION	FUNCTION TITLE	2019 ACTUALS	2020 BUDGET	2020 YTD ACTUALS AS OF 08/29/2020	2021 BUDGET REQUESTED	2021 BUDGET RECOMMENDED
00000001	General Government Function	311,978,864	252,500,727	165,142,644	254,802,599	254,802,599
00000002	Education Function	5,676,956	5,533,085	1,944,352	5,645,680	5,645,680
00000003	Public Safety Function	6,440,983	9,185,889	4,511,548	9,753,624	9,753,624
00000004	Health Function	49,032,959	34,674,154	19,670,357	34,929,675	34,929,675
00000005	Transportation Function	51,689,300	30,485,998	20,789,042	30,238,396	30,238,396
00000006	Economic Assistance and Opp	64,166,828	62,715,145	33,831,445	60,851,791	60,851,791
00000007	Home and Community Svcs	11,120,733	9,567,059	5,925,449	9,580,871	9,580,871
00000008	Culture and Community Services	5,794,092	5,497,491	3,702,780	5,656,861	5,656,861
00000099	Unallocated Function	1,587,314	2,004,665	1,483,588	2,023,196	2,023,196
		507,488,029	412,164,213	257,001,205	413,482,693	413,482,693

Historical Tax Levy

Historical Tax Levies and Rates

Year	County Tax Levy	Full Assessed Value	Full Value Tax Rate	County Taxable Assessed Value	Taxable Assessed Tax Rate
2012	67,906,109	9,732,723,098	6.97709	5,511,599,459	12.32058
2013	67,906,109	9,374,314,876	7.24385	5,549,707,486	12.23598
2014	69,110,223	9,526,116,510	7.25482	5,641,855,640	12.24956
2015	70,833,114	9,527,423,490	7.43466	5,639,939,495	12.55920
2016	72,164,775	9,762,207,432	7.39226	5,654,743,735	12.76181
2017	72,617,173	9,612,985,607	7.55407	5,684,578,950	12.77442
2018	73,705,567	9,714,729,107	7.58699	5,710,293,144	12.90749
2019	73,262,512	9,795,230,773	7.47941	5,729,813,904	12.78619
2020	72,518,797	10,026,119,958	7.23299	5,741,106,482	12.63150
2021	72,443,159	10,257,979,613	7.06213	5,747,634,221	12.60400

Property Tax Levy by Municipality

Broome County
2021 Recommended Tax Levy By Municipality

Municipality	2020 Equalization Rate	County Taxable Assessed Adjusted Distributed	2020 Full Assessed Value	Full Assessed Value (as %)	County Property Tax Levy	County Taxable Assessed Value	2021 Property Tax Rate (per \$1000 of assessment)
Binghamton (City)	76	1,207,870,453	1,589,303,228	15.493336%	11,223,862	1,207,846,353	9.292458
Barker	100	142,242,154	142,242,154	1.386649%	1,004,532	142,241,104	7.062180
Binghamton	67.25	219,443,447	326,309,958	3.181035%	2,304,443	219,436,047	10.501659
Chenango	65.25	489,792,130	750,639,280	7.317613%	5,301,110	489,774,630	10.823570
Colesville	7.65	20,181,490	263,810,327	2.571757%	1,863,062	20,151,690	92.451906
Conklin	63.25	176,674,403	279,327,119	2.723023%	1,972,644	176,671,403	11.165608
Dickinson	73	156,543,053	214,442,538	2.090495%	1,514,421	156,539,053	9.674394
Fenton	66	198,519,263	300,786,762	2.932222%	2,124,194	198,513,263	10.700516
Kirkwood	66.25	270,308,285	408,012,506	3.977513%	2,881,436	270,307,465	10.659847
Lisle	97	104,466,941	107,697,877	1.049894%	760,576	104,466,941	7.280544
Maine	60	161,478,306	269,130,510	2.623621%	1,900,634	161,465,256	11.771164
Nanticoke	55	41,165,156	74,845,738	0.729634%	528,570	41,165,156	12.840232
Sanford	56	164,456,365	293,672,080	2.862865%	2,073,950	164,449,965	12.611433
Triangle	97	135,923,785	140,127,613	1.366035%	989,599	135,922,285	7.280624
Union	4.11	115,996,377	2,822,296,277	27.513179%	19,931,416	115,512,987	172.546970
Vestal	100	1,871,249,952	1,871,249,952	18.241896%	13,215,006	1,871,227,452	7.062212
Windsor	67.3	271,949,671	404,085,692	3.939233%	2,853,705	271,943,171	10.493754
2021 Totals		5,748,261,231	10,257,979,613	100.000000%	72,443,159	5,747,634,221	12.603996

Property Tax Exemption Summary

Broome County Property Tax Exemption Summary
Equalized Total Assessed Value
2020

Exemption		Total Equalized Value of Exemptions	Payment in Lieu of Taxes	Exemption		Total Equalized Value of Exemptions	Payment in Lieu of Taxes
Code	Exemption Name			Code	Exemption Name		
12100	NYS-Generally	983,977,706		41101	Vets Ex based on eligible funds	11,496,262	
13100	County-Generally	190,006,501		41121	Alt Vet ex -War period non-combat	39,878,861	
13350	City-Generally	70,576,737		41122	Alt Vet Ex-War Period Non-Combat	574,039	
13440	City Outside-Limits - Sewer or Water	87,445,600		41131	Alt Vet Ex-War Period Non-Combat	45,868,289	
13500	Town-Generally	56,049,177		41132	Alt Vet Ex-War Period Combat	920,039	
13510	Town-Cemetery Land	143,652		41141	Alt Vet Ex-War Period-Disability	23,700,329	
13650	Village-Generally	49,812,964		41142	Alt Vet Ex-War Period-Disability	92,471	
13740	Village Outside Limits- Sewer or Water	1,191,073		41151	Cold War Veterans(10%)	876,845	
13800	School District	520,534,198		41152	Cold War Veterans(10%)	594,254	
13850	BOCES	17,955,205		41171	Cold War Veterans(Disabled)	149,242	
13870	Spec Dist used for Purposes Estab	40,313,819		41172	Cold War Veterans(Disabled)	160,814	
13890	Public Authority - Local	349,013		41300	Paraplegic Vets	1,237,291	
14100	USA-Generally	2,197,285		41400	Clergy	814,114	
14110	USA-Specified Uses	21,291,554		41700	Agricultural Building	2,330,530	
17650	Facilities Development Corp	653,200		41720	Agricultural District	30,952,845	
18020	Municipal Industrial Dev Agency	326,575,572	1,470,000	41730	Agric Land-Indiv Not in Ag District	2,764,646	
18060	Urban Ren Owner -Mun Urb Ren Agency	3,401,579		41800	Persons Age 65 or Over	33,764,061	
18080	Mun Hsg Auth-Federal/Mun Aided	23,890,921		41801	Persons Age 65 or Over	10,629,231	
21600	Res of Clergy-Relig Corp Owner	7,580,738		41802	Persons Age 65 or Over	56,160,776	
25110	NonProfit Corp-Relig(Const Prot)	312,892,222		41805	Persons Age 65 or Over	5,605,319	
25120	NonProfit Corp-Educl(Const Prot)	27,739,108		41822	Living Quarters for Parents and Grand	86,667	
25130	NonProfit Corp-Char(Const Prot)	105,525,055		41930	Disabilities and Limited Incomes	1,248,473	
25210	NonProfit Corp-Hospital	221,389,340		41931	Disabilities and Limited Incomes	1,198,984	
25220	NonProfit Corp-Cemetery	243		41932	Disabilities and Limited Incomes	5,932,592	
25230	NonProfit Corp-Moral/Mental Imp	15,252,419		41935	Disabilities and Limited Incomes	316,562	
25300	NonProfit Corp-Specified Uses	152,620,782		42100	Silos Manure Storage Tanks	37,147	
25400	Fraternal Organization	462,976		42120	Temporary Greenhouses	207,066	
25600	Non Profit Health Maintenance Org	5,174,756		44210	Home Improvements	408,930	
25900	System Code	170,800		44211	Home Improvements	40,059	
26050	Agricultural Society	11,985,133		47460	Forest Land Certified After 8/74	8,781,963	
26100	Veterans Organization	6,628,104		47670	Property Improvement on Empire Zone	717,255	
26250	Historical Society	227,931		47900	Fair Pollution Control Facility	2,068,127	
26400	Inc Volunteer Fire Co or Dept	21,467,423		49500	Solar or Wind Energy System	356,556	
27200	Railroad Wholly Exempt	656		50000	System Code	86,276,400	
27350	Privately Owned Cemetery Land	25,924,235		50005	System Code	207,143	
28550	Not for Profit Hous-Co-Sr Cits Ctr	2,399,009					
29150	Opera House	1,149,239					
29300	Hosp Corp for Benefit of City	81,983,158					
32252	NYS Owned Reforestation Land	7,809,880					
32301	NYS Land Taxable for School Only	774,340					
41001	Veterans Exemption Incr/Decr in	7,413,022					
Total Exemptions Exclusive of System Exemptions:						3,702,906,964	
Total System Exemptions:						86,483,543	
Total:						3,789,390,507	

Values have been equalized using the uniform percentage of value.
The exempt amounts do not take into consideration, payments in lieu of taxes or other payments for municipal services

Consolidated County Fees

2021 Broome County Veterans' Memorial Arena

<u>Facilities Rental Fees</u>	<u>January - May</u>	<u>June - September</u>	<u>October - December</u>	<u>Ticketed Events (concert) 1 Day Event Attendance Rental Fees</u>	
Flat Daily Rate	\$ 3,500	\$ 3,000	\$ 3,500	0 - 3,500	\$ 4,000
Move-in/ Rehearsal	2,000	1,500	2,000	3,501 - 4,000	5,000
Concourse/Floor only	1,700	1,500	1,700	4,001 - 4,500	6,000
Multi-day Rate				4,501 +	7,000
Monday - Thursday					
Day 1	2,500	2,000	2,500		
Day 2	2,000	1,500	2,000		
Day 3 + (add'l per day)	1,500	1,000	1,500		
Friday - Sunday					
Day 1	3,500	2,500	3,500		
Day 2	3,000	2,000	3,000		
Day 3 + (add'l per day)	2,500	1,500	2,500		

Video System Fees

Audio	Hourly	\$63
Camera Operator	Hourly	63
Director	Hourly	63
Graphics Coordinator	Hourly	63
Instant Replay Operator	Hourly	63
Producer	Hourly	90
Record Fee	(2 Copies)	50
Additional copies	each	10
Usage Fee	Flat Fee	425

Box Office Fees

Usage (per seller)	\$ 850
Day of show (per seller)	100
Ticket Master charges (per ticket)	
Box Office	0.08
Remotes*	0.15
Phone*	3.25%
Box Office Window (plus expenses)	4%
Group Sales (gross sales + expenses)	10%
*subject to inter-bank rate changes	

User Fees

Basketball Court Rental	Hourly	\$150
Exhibitor Elec. Drops	Day per Drop	35
Forklift	Daily	150
Head Usher	Hourly	17.50
Ice Time Rental	Hourly	200
Internet	Flat Fee	125
Legal Fee	Flat Fee	100
Legal Notice		Press & Sun Rate
Pipe and Drape	Per linear foot	3
Pyrotechnics Permit	per show	City Clerk Rate
Spotlights	each	125
Street Permit	1st Day	30
	2+ (Daily)	15
Tables	each	5
Telephone	per line	50
Ushers	Hourly	15.50

Public Safety Fees

Uniformed Police Officers (hourly)	\$35
Medical/Ambulance Personnel (hourly)	250
Ununiformed Security Officer (hourly)	25
Ununiformed Security Officer Supervisor (hourly)	30

Concessions

Food Consultants Inc.
American Food & Vending
Local I.A.T.S.E. #54
Building setups
Show move-in/move-out
Show setup
Performances

2021 Broome County Forum

Facilities Rental Fees

Move-in/ Rehearsal	
Up to 5 Hours	\$ 250
5+ Hours (per hour)	75
Multi-day Rate	
Monday - Thursday	
Day 1	1,500
Day 2	1,000
Day 3 + (add'l per day)	700
Friday - Sunday	
Day 1	1,500
Day 2	1,300
Day 3 + (add'l per day)	1,000
Two Shows in one day	700

Non-Profit Facility Rental Fees

Day 1	\$ 1,000
Day 2	500

Concessions

- Food Consultants Inc.
- American Food & Vending

Local I.A.T.S.E. #54

- Building setups
- Show move-in/move-out
- Show setup
- Performances

Box Office Fees

Usage	per seller	\$ 300
Day of show	per seller	100
Ticket Master charges	per ticket	
Box Office		0.08
Remotes*		0.15
Telephone*		3.25%
Box Office Window (plus expenses)		4%
*subject to inter-bank rate changes		

Public Safety Fees

Uniformed Police Officers (hourly)	hourly	\$35
Non-uniformed Security Officer (hourly)	hourly	25
Non-uniformed Security Officer Supervisor (hourly)	hourly	30

User Fees

Head Usher	Hourly	17.50
Internet	flat fee	125
Forklift	daily	150
Legal Fee	flat fee	100
Legal Notice		Press & Sun Rate
Parking Permit	1st Day	30
	2+ Day	15
Pipe and Drape	per linear foot	3
Pyrotechnic Permit		City Clerk Rate
Spotlights	each per show	125
Tables	each, per event	5
Telephone	per line	50
Ushers	Hourly	15.50

Five or more performances will have the fee for second show of day waived

2021 Parks and Recreation Fees

Greenwood Park

Camping

	<u>Fees</u>
All Campsite Electric	\$ 25
Reservation Fee (1 time per site/per stay)	5
Seasonal Rate (Memorial Day-Labor Day), Limit 5 sites/season *	\$ 1,250

Shelters

	<u>Fees</u>
Weekdays	\$ 30
Weekends/Holidays	\$ 90
Reservation Fee	\$ 5

Boat Rentals

	<u>Deposit**</u>	<u>Hourly Rate</u>	<u>Daily Rate</u>
Canoes, Rowboats	\$ 20	\$ 5	\$ 20
Paddleboats, Kayaks	\$ 20	\$ 8	n/a
Sailboats	\$ 20	\$ 8	\$ 30
Senior Citizen (60+ yrs) and Veteran Discount Rowboats	\$ 5	\$ 3	\$ 10

Cross Country Skiing

	<u>Fees</u>
Rental per hour (skis & snowshoes)	\$ 5
Trail fee per day (non-renters)	\$ 5
Season pass	\$ 35

Ground Rentals

	<u>Daily Rate</u>
Softball, Baseball or Soccer	\$ 15
Volleyball	\$ 10

Otsiningo Stage Rental

	<u>Daily</u>
	\$ 100

*Rate defined as residency/reservations for 75 days or more

**Renter pays for all damages to rentals

En-Joie Golf Fees
2021

	Before March 15	After March 15		
<u>Membership</u>				
Adult Membership	\$1,525	\$1,650		
Husband and Wife	2,225	2,350		
Seniors – over 62	1,375	1,500		
Seniors: Husband/Wife over 62	2,100	2,225		
Intermediate (19-24)	1,100	1,225		
Junior (under 18)	575	625		
<u>Daily Fees</u>	Adult	Senior	Junior*	Twilight
Monday thru Thursday	\$34	\$31	\$25	\$ -
Monday thru Thursday with cart	49	46	40	
Monday-Friday after 4:00 pm				40
Friday with cart	59	56	45	0
Sat, Sun & Holiday with cart	69	69	49	
Sat, Sun & Holidays after 3:00 pm				49
*Drivers License Required				
<u>Miscellaneous</u>			<u>Frequent Play Cards 8 (eight) rounds</u>	
Cart per person – daily	\$15		Weekdays cart NOT included	\$250
Club Storage	50		Adult or Seniors- Weekends	475
Locker Fee	50		Seniors - Weekdays cart NOT included	230
Handicapped System	40			
Tee Time may be made seven (7) days in advance.				

Riding carts mandatory Friday, Saturday, Sunday and Holidays until 12:00 pm. (noon)

Pre-paid discount Cart Cards will be made available to Members at a reduced rate!

9 hole rates available

2021 Office of Management and Budget
Town and County Unpaid Taxes

Property Taxes-Town and County

Interest	monthly	1%	February 1 and later
Handling Charge	each unpaid tax parcel	\$1	April
Late Charge	amount of unpaid tax	5%	April
Advertising Fee	each tax parcel published as unpaid	\$7	August
Title Search Fee	each tax parcel researched for foreclosure	\$150	November
Redemption Fee	each parcel filed as in the foreclosure action	\$1	November

Property Taxes-Town and County-School Tax Relevy

Relevy Fee	amount of original tax and school district late fee	7%
------------	---	----

Property Taxes-Town and County-Village Tax Relevy

Relevy Fee	amount of original tax and school district late fee	7%
Handling Charge	each unpaid tax parcel	\$1

Tax Search Certificates

\$20

Insufficient Funds Fee

\$20

2021 County Clerk Fee Schedule

<u>APOSTILLE</u>		<u>LIENS</u>		<u>PASSPORTS</u>	
Authenticate Notary's Signature	\$ 3.00	File and record	\$ 20.00	U.S. Department of State fee:	\$ 80.00
Certify Registrar's Signature with Official Form	\$ 5.00	Cancel	No Fee	Adults 16 years and older	\$ 110.00
		Building and Loan Agreement		Children 15 years and under	\$ 80.00
		Filing Fee for Original or Amendment	\$ 25.00	Expedited applications	60.00 + overnight postage
<u>BUSINESS CERTIFICATES (DBAs) - PARTNERSHIP or INDIVIDUALS</u>		Discharge	No Fee	Local fees:	
Form	\$ 1.00	Common Charge Lien, filing	\$ 5.00	Acceptance fee	\$ 35.00
File Certificate/Amended Certificate	\$ 25.00	Crime Victim Liens, Hospital Liens and State Tax Liens	No Fee	Passport Photos:	\$ 10.00
File Discontinuance	No fee	Federal Tax Lien	\$ 40.00		
Certify a Prepared Copy	\$ 5.20	Lis Pendens	\$ 45.00	<u>REAL ESTATE</u>	
		Plus .50 per notation		Deeds: Record	\$ 45.00
<u>CERTIFICATES</u>		Mechanics Lien		Plus 5.00/per printed side of each page	
Issue Certificate of appointment (official signature)	\$ 5.00	Filing	\$ 15.00	Plus .50 per notation	
		Discharge	No Fee	<u>Leases, Easements, Power of Attorney, Release of Lien of Estate Tax</u>	
<u>CERTIFYING DOCUMENTS</u>		Affidavit of Service	\$ 5.00	Record	\$ 45.00
Other than cover by special law	\$ 5.20	Order to Continue	No Fee	Plus 5.00/per printed side of each page	
		Satisfaction or Cancel	No Fee	Release of Oil and Gas Lease	\$ 45.00
<u>CIVIL ACTIONS</u>		Notice of Lending Filing	\$ 15.00	<u>Transfer Tax Return (TP584)</u>	
Issuance of Index Number	\$ 210.00	Public Welfare Lien	No Fee	One original One copy	\$ 10.00
Third Party Summons	\$ 210.00	Surety Bond	\$ 5.00	The rate is \$5 per \$1,000	
Request for Judicial Intervention (RJ)	\$ 95.00			<u>Real Property Transfer Report (RP5217)</u>	
Note of Issue	\$ 30.00			Residential	\$ 125.00
Jury Demand	\$ 65.00	<u>MORTGAGES</u>		Commercial/Vacant Land	\$ 250.00
Notice of Appeal	\$ 65.00	Record (including recording page)	\$ 45.00	Small Claims assessment review	\$ 30.00
Dissolution of Marriage Certificate	\$ 5.00	<u>MORTGAGE TAX</u>		Miscellaneous filing	\$ 5.00
Separation Agreements	\$ 5.00	1% of the amount of the mortgage			
Motion/cross motion/Order to Show Cause	\$ 45.00	If a bank, credit union, or lending agency is involved, they pay ¼% and the borrower	\$ 45.00	<u>SEARCHES</u>	
Certificate of Divorce	\$ 5.00	Assignment (including recording page)		Each two year period Per name/per category	\$ 5.00
Stipulation of Settlement or Voluntary Discontinuance	\$ 35.00	Plus \$3.50 each additional mortgage			
		Consolidation, Extension, Modification, Subordination Agreements, etc.	\$ 45.00	<u>SURVEY MAPS</u>	
<u>COPIES</u>		Affidavits: 1 original	\$ 5.00	Filing - Electronic or Hard Copy	\$ 10.00
Of recorded and filed documents	\$ 1.30	Discharge (including recording page)	\$ 45.00	Subdivision maps with 5 or more lots require Health Department Seal	
Minimum of .65/page		Plus \$13.50/each additional mortgage	\$ 45.00	Copies	\$ 5.00
To prepare and certify a copy	\$ 5.20	Release Part of Mortgaged Premises (including recording page)	\$ 45.00	Certified Copy Additional	\$ 5.20
Minimum of 1.30/page		Estoppel Certificate (including recording page)		See www.GoBroomeCounty.com/clerk/reports regarding filing of maps	
Certified Copies	\$ 5.00	Plus 5.00/per page - .50 per notation on all Mortgages		<u>UCC UNIFORM COMMERCIAL CODE</u>	
Maps	\$ 5.00	<u>NOTARY PUBLIC</u>		UCC-1 Original Financing Statement with Addendum	\$ 40.00
		File Certificate of Appointment/Renewal	\$ 60.00	UCC-3 Amendment - Continue, Assign or Terminate with Addendum	\$ 40.00
<u>E-ZPASS</u>		Certificate authenticating notary	\$ 3.00	UCC-11 Written search request	\$ 25.00
Purchase in office	\$ 25.00	File Certificate of official character (for registration in multiple counties)	\$ 10.00		
		Issue Certificate of official character	\$ 5.00		
<u>FAXED DOCUMENTS</u>		<u>OATH OF OFFICE</u>			
Per page	\$ 1.00	Oath for Commissioner of Deeds	\$ 10.00		
<u>JUDGMENTS / EXECUTIONS</u>					
Docket and enter, taxing costs	\$ 45.00	<u>OTHER</u>			
Satisfaction of Judgment	No fee	Remote Access Fee	200/month		
Transcript of Judgment		Internet Document Fee	\$ 1.90		
Filing	\$ 10.00	Release of Oil and Gas Lease	\$ 45.00		
Issue a Transcript	\$ 5.00	Per Page	\$ 5.00		
Certificate of:		Per Notation	\$ 0.50		
Disposition, cancellation or assignment: To file/Issue	\$ 5.00	Wage Assignments- filing	\$ 5.00		
Exemplified Judgment	\$ 15.00				
Income Execution	\$ 5.00				

2021 Department of Motor Vehicles Fees

<u>Civil Penalty (insurance lapse) Fees*</u>		<u>Passenger Vehicles</u>				<u>Registration Fees (2 Years)</u>		<u>Commercial Vehicles</u>			
		Weight (lbs.)	Fee	Weight (lbs.)	Fee	Weight (lbs.)	Fee	Weight (lbs.)	Fee	Weight (lbs.)	Fee
First 30 days	\$8 per day	0000 - 1650	\$ 26.00	4351 - 4450	\$ 78.50	000 - 500	\$ 7.00	9,001 - 9,500	\$ 137.00		
31 - 60 days	\$10/day + \$240	1651 - 1750	27.50	4451 - 4550	81.00	501 - 1,000	14.50	9,501 - 10,000	144.00		
61 - 90 days	\$12/day + \$540	1751 - 1850	29.00	4551 - 4650	83.50	1,001 - 1,500	21.50	10,001 - 10,500	151.00		
		1851 - 1950	31.00	4651 - 4750	85.50	1,501 - 2,000	29.00	10,501 - 11,000	158.50		
<u>License, Permit, or ID Fees*</u>		1951 - 2050	32.50	4751 - 4850	88.00	2,001 - 2,500	36.00	11,001 - 11,500	165.50		
Original Licenses/Permits Fees*	\$ 64.25/120	2051 - 2150	34.00	4851 - 4950	90.50	2,501 - 3,000	43.00	11,501 - 12,000	173.00		
License Renewal		2151 - 2250	35.50	4951 - 5050	93.00	3,001 - 3,500	50.50	12,001 - 12,500	180.00		
CDL**	164.50	2251 - 2350	37.50	5051 - 5150	95.50	3,501 - 4,000	57.50	12,501 - 13,000	187.00		
Class D, DJ **	64.50/80.50	2351 - 2450	39.00	5151 - 5250	98.00	4,001 - 4,500	65.00	13,001 - 13,500	194.50		
Class A, B or C**	164.50/180.50	2451 - 2550	40.50	5251 - 5350	100.50	4,501 - 5,000	72.00	13,501 - 14,000	201.50		
Class E**	112.50/128.50	2551 - 2650	42.00	5351 - 5450	102.50	5,001 - 5,500	79.00	14,001 - 14,500	209.00		
Class EM	120.50	2651 - 2750	43.50	5451 - 5550	105.00	5,501 - 6,000	86.50	14,501 - 15,000	216.00		
Class M, MJ, DM or DJMJ*	72.50/88.50	2751 - 2850	45.50	5551 - 5650	107.50	6,001 - 6,500	93.50	15,001 - 15,500	223.00		
Non Driver ID		2851 - 2950	47.00	5651 - 5750	110.00	6,501 - 7,000	101.00	15,501 - 16,000	230.50		
4 year/8 year	9/13	2951 - 3050	48.50	5751 - 5850	112.50	7,001 - 7,500	108.00	16,001 - 16,500	237.50		
10 yr-62 or older or SSI Recip.	6.50	3051 - 3150	50.00	5851 - 5950	115.00	7,501 - 8,000	115.00	16,501 - 17,000	245.00		
<u>Other</u>		3151 - 3250	52.00	5951 - 6050	117.00	8,001 - 8,500	122.50	17,001 - 17,500	252.00		
In-Transit Permit Fees	\$12.50	3251 - 3350	53.50	6051 - 6150	119.50	8,501 - 9,000	129.50	17,501 - 18,000	259.00		
Plate (General)	25.00	3351 - 3450	55.00	6151 - 6250	122.00						
Title	50.00	3451 - 3550	56.50	6251 - 6350	124.50						
Plate Surrender (Co. Fee)	1.00	3551 - 3650	59.00	6351 - 6450	127.00						
Registration		3651 - 3750	61.50	6451 - 6550	129.50						
Boats - based on size	22.50/93.75	3751 - 3850	64.00	6551 - 6650	131.50						
ATV***	12.50	3851 - 3950	66.50	6651 - 6750	134.00						
Snowmobile***	100.00	3951 - 4050	69.00	6751 - 6850	136.50						
Trailer	Based on weight	4051 - 4150	71.00	6851 - 6950	139.00						
		4151 - 4250	73.50	6951 or more	140.00						
		4251 - 4350	76.00								

*See www.dmv.ny.gov public website for more details.

**If also Class DM, e.g., add \$8 to renewal fee

***Fees vary based on membership in trail

*Fees based on gross weight (Annual = \$.81/100 lbs)

* Based on gross weight (Annual = \$3.60/500 lbs)

Vehicle Use Taxes for Commercial Vehicles
for All Original Registrations and Renewals

Broome - \$20 for two years (\$10/year)

Broome County Health Department
Environmental Health Services Division
2021 Fee Schedule

Permits	Fee	Plan Review	Fee
<u>Food Service</u>			
High Risk Food	\$ 300	Food Service	\$ 50
High Risk Food (Seasonal)	\$ 150	Pools/Beaches	\$ 250
Medium Risk Food	\$ 200	Spa	\$ 200
Medium Risk Food (Seasonal)	\$ 100	Hotels/Motels/Per Room	\$ 15
Low Risk Food	\$ 100	Traver Trailer Camp/Per Site	\$ 10
Low Risk Food (Seasonal)	\$ 50	Mobile Home Parks/Per Site	\$ 25
Temporary Food	\$ 50	Children's Camps	\$ 400
		Mass Gatherings	\$ 26,000
<u>Pools/Beaches</u>			
Bathers 100	\$ 155	Sewage/Disposal	
Bathers more than 100	\$ 309	New Construction	\$ 50
		Existing Construction	\$ 190
<u>Hotels/Motels</u>		Commercial Engineering Plan	\$ 75
Base Fee	\$ 203	Re-Design of Septic	\$ 25
Room Fee (20 or more)	\$ 15		
<u>Mobile Home Parks (Base Fee)</u>		<u>Land Development/Per Site</u>	
Sites: 1 - 20	\$ 215	Private Water/Private Sewer	\$ 40
Sites: 21 - 40	\$ 285	Private Sewer/Public Water	\$ 30
Sites: 41 - 75	\$ 835	Private Water/Public Sewer	\$ 20
Sites 76 and above	\$ 1,075	Proposed Public Water/Sewer	\$ 15
		Existing Public Water/Sewer	\$ 12.50
<u>Private Water (Surcharge)</u>		<u>Community Water</u>	
Sites: 41-75	\$ 60	New Source	\$ 500
Sites 76 and above	\$ 120	Distribution	\$ 250
<u>Private Sewage (Surcharge)</u>			
Sites 41-75	\$ 60	<u>Miscellaneous</u>	
Sites 76 and above	\$ 120	Record Search/Per Page	\$ 0.25
<u>Travel Trailer</u>		Environmental Record Search	\$ 150
Base Fee	\$ 60		
Per Site	\$ 1		
<u>Children's Camps</u>	\$ 100		

Clinic Division
2021 Fee Schedule

Service	Fee	Service	Fee
Comprehensive STD Screen	\$ 160	<u>Additional Charges</u>	
TB MD Initial Visit	\$ 110	Urinalysis Dip	\$ 5
STD Screen	\$ 110	Vision Screen	\$ 10
TB Repeat MD Visit	\$ 50	Hearing Screen	\$ 30
EKG Evaluation	\$ 50	Pulmonary Function Test with Interpretation	\$ 50
HIV Post-Test Counseling - Positive or Reactive	\$ 50	Mantoux Test	\$ 10
Limited Visit	\$ 75	Mantoux Assessment	\$ 10
TB History or Medication Refills (Nurse/Directly Observed Therapy)	\$ 50	Flu Vaccine	\$ 20
Home Visit - DOT	\$ 60	Fluzone High Dose	\$ 45
Education and Counseling	\$ 35	MMR	\$ 75
HIV Counseling	\$ 35	Td	\$ 30
HIV Rapid Test	\$ 35	Tdap	\$ 37
Lead Screening	\$ 25	Pneumovax	\$ 89.95
Health Assessment (Employee Health)	\$ 25	Hepatitis A	\$ 40
STD Screen Partial	\$ 50	Hepatitis B	\$ 45
Brief Visit/Followup	\$ 50	Hepatitis A&B	\$ 59
Wart Treatment Penis	\$ 130	HPV	\$ 135
Wart Treatment Vulva	\$ 130	Varicella	\$ 125
Wart Treatment Vagina	\$ 115	Meningococcal Vaccine	\$ 118
Wart Treatment Anal	\$ 240	Rabies	\$ 300
Wart Treatment Other	\$ 110	Venipuncture	\$ 10
Hepatitis C Antibody Testing	\$ 35	<u>Vaccine Administration</u>	
Minimal visit	\$ 25	Single Dose (VFC-eligible ONLY)	\$ 17
		Single Dose	\$ 25
		Multiple Dose	\$ 15

Sliding fee scale for all clients, except out-of-county immunization clients, which are full fee.

Rates are based on Medicare Physician Fee Schedule.

Vaccines that are not state supplied are charged at full cost of vaccine and may be subject to change.

Vaccine and administration rates are determined based on actual costs, Medicare and provider rates and may be subject to change.

Laboratory costs are based on contracted services and laboratory costs may change with contract renewals.

2021 Landfill Tip Fee Schedule

<u>Material</u>		<u>Fee</u>	<u>Miscellaneous Charges</u>		<u>Fee</u>
Asbestos (residential)	A	\$ 100	Compost Bin	BIN	\$ 45
Asbestos Bulk (commercial)	AB	\$ 60	Freon Unit	F	\$ 10
Auto Fluff	AF	\$ 15	Municipal Cleanup Individual Tire	MCT1	\$ 3
Residential Aggregates	AG	\$ 45	Blue Recycling Bin	RBIN	\$ 14
Ash (Coal)	ASH	\$ 17	Car Tire	T1	\$ 3
Animal Waste	AW	\$ 100	Safety Vest	V	\$ 5
Buried Aggregates	BAG	\$ 45	Yellow Recycling Bin	YB	\$ 2.90
Construction & Demo Debris	C	\$ 45			
Non-Friable Asbestos	CA	\$ 45	Contracted volume based pricing may vary		
Contaminated Debris	CD	\$ 45			
Contaminated Soil	CS	\$ 27			
Contaminated Soil Bury	CSB	\$ 45			
Contaminated Commercial Garbage	CX	\$ 45			
Glass Aggregate	GLAG	\$ 10			
Municipal Cleanup Construction	MCC	\$ 45			
Municipal Cleanup Garbage	MCX	\$ 45			
Pallets	P	\$ 45			
Grit/Sludge	S	\$ 45			
Stabilized Sludge/Grit	SG	\$ 40			
Tree Stumps	ST	\$ 45			
Tires	T	\$ 165			
Commercial Garbage	X	\$ 45			
Leaf and Yard Waste	Y	\$ 20			
Minimum		\$ 4			

**Broome County Office for Aging
2021 Fees and Suggested Contributions Update**

Item	Current 2019 Fee for Service	Proposed 2020 Fee for Service	2019 Current Suggested Contribution	2020 Proposed Suggested Contribution	Comments
Congregate Meals	n/a	n/a	\$3.50	\$3.50	Meals served at senior centers - last raised 1/01/19
Home Delivered Meals	n/a	n/a	\$3.50	\$3.50	Meals on Wheels - last raised 1/01/19
MLTC Home Delivered Meals	\$6.00 - \$8.00	\$6.00 - \$8.00	n/a	n/a	Meals on Wheels - MLTC clients
MLTC Congregate Meals	\$6.00 - \$6.50	\$6.00 - \$6.50	n/a	n/a	Meals served at senior centers - MLTC
Adult Day Care	n/a	n/a	\$23.00	\$23.00	One day of service - last raised 1/01/19
Adult Day Care - Private Pay	\$27.00	\$27.00	n/a	n/a	One half-day of service
Adult Day Care - Private Pay	\$52.00	\$52.00	n/a	n/a	One day of service
Adult Day Care - MLTC	\$45.00 - \$60.00	\$45.00 - \$60.00	n/a	n/a	One day of service
Transportation	n/a	n/a	\$2.00/one way ride	\$2.00/one way ride	One-way ride - last raised 1/01/19
Transportation - MLTC	\$11.00 - \$15.00	\$11.00 - \$15.00	n/a	n/a	One-way ride - MLTC
EISEP (Suggested Contribution)	n/a	n/a	\$3.25-\$7.00 /hour	\$3.25-\$7.00 /hour	one hour of personal care service
EISEP (Client cost share)	Varies by client's income	Varies by client's income	n/a	n/a	one hour of personal care service
"Senior News" Advertisements	Varies by ad size/#	No changes planned	n/a	n/a	Business advertisements
Sr. News Subscription/Misc	n/a	n/a	\$10 annually	\$10 annually	12 monthly issues of "Senior News"
Respite	n/a	n/a	\$15-\$52/day	\$15-\$52/day	4 hours of caregiver respite service

These fees and suggested contributions are ALL subject to change based on actual allocations that we receive from our grantors.

**2021 Broome County GIS and Mapping
Fee Schedule for Services and Data**

Private Fees

Prints

Size	Existing Map Project	Tax Parcel Sheet Map	Single Historic Photo Tile (or portion)
8.5"x11"	\$0.50	\$0.50	\$0.50
11"x17"	1.00	1.00	1.00
17"x22"	2.00	2.00	2.00
22"x34"	4.00	4.00	4.00
34"x44"	8.00	8.00	8.00
Custom > 44" (per foot)	2.00	2.00	2.00

Existing map projects, photo tiles, and tax parcel sheet maps exist in digital format and require no alteration

<u>Copies</u>	8.5"x11"	11"x17"	Large
Existing paper maps or documents:	\$0.50	\$1.00	\$8.00

New Map Projects

Under One Half (1/2) Hour	\$12.00
Over One Half (1/2) Hour	25.00 per hour

New map projects generally include the following:

Adding GIS layers and/or imagery, labeling of features, selection, categorization of features by attributes or location layout setup (map extent, title, north arrow, scale bar, etc.) exporting to PDF. Fee does not include prints. Alterations to an existing map project is considered a new project.

Data Manipulation

Joining, geocoding, creation from tabular data	\$10.00
Other manipulation not listed above	25.00 per hour

Source data includes existing County or user-supplied data in digital format. Preferred formats include Txt, Excel, or DBF.

User Supplied data must be formatted properly and will not be reformatted by the County. Output data provided in ESRI shapefile and/or tabular format

A list of un-joined non-geocoded records provided for no fee if requested. Fee is for data manipulation and resulting digital data only

Map projects and prints supplied at the rates above. Additional fees apply to joining County GIS data with an fee in this schedule

2021 Broome County GIS & Mapping
 Fee Schedule for Services and Data
 (Continued)

GIS Data, Imagery and Other Data

No fee for GIS data except:

Parcels:

All County parcels with attributes	\$2,500.00
Yearly updates	500.00
All County parcels boundaries only	\$250.00
Yearly updates	50.00

Individual Parcel: \$.03 per parcel record (minimum \$25)
 DEMs or any DEM-derived product \$100.00

Aerial Photos

(1937, 1944, 1965, 1973, 1981, 1989, 1999)

All Images for a single year: \$ 500.00 (geo-referenced or non-geo-referenced)

Individual Image: \$5 (non-geo-referenced)

Municipal Fees

Prints or copies:

No charge for up to five(5) copies or prints of a particular map or document.
 Over five(5) copies or prints one half (1/2) the fee will be charged.

Tax map prints

One quarter (1/4) the fee charged.
 PDF files provided at no cost.
 Map updates provided to local assessors at no cost per State law.

New map projects

No charge for projects taking up to two (2) hours to complete.
 Projects requiring more than two (2) hours will be determined on a case by case basis.

GIS Data and Imagery only: no charge

Educational (Student) Fees

No charge for GIS data. One half (1/2) charge for all else.

Digital products or files created constitute a public record. Data used in their creation (including user-supplied data) are also subject to FOIL.
 Prior notification or consent of the original requestor is not required. The County is not obligated to create records and may not honor all requests.(FOIL)

2021 Broome County Sheriff's Office Fees

Records Money:

Accident reports (per page)	\$ 0.25
-----------------------------	---------

False Alarm Fees:

5th Avoidable Alarm	25.00
6th and greater, per occurrence	50.00
Sheriff ID Fee	10.00
Pistol Permit (County share per Penal Law)	48.50

Inmate Housing:

State-Ready Inmates (daily, per Corrections Law Article 22, Section 601-C)	100.00
Other Local Governments Inmate Housing:	
General Population per day	85.00
Medical Unit per day	300.00
Special Housing Unit per day	150.00
Federal Inmate Daily Housing Rate	97.00

Sheriff Fees (not including mileage, if applicable)

Income Execution:	
First Stage	\$ 50.00
Second Stage	50.00
Second Stage only	50.00
Property Execution:	
Levy	* 90.00
Sale Deposit	350.00
Real Property Deposit	550.00
Postings of notice of sale	* 15.00
Summons with Complaint, Notice and Petition	* 15.00
Information Subpoena	* 45.00
Subpeona (Duces Tecum)	* 15.00
Citation	* 15.00
3 or 30 day notice to tenant	* 22.00
Show Cause Order	* 45.00
Notice of Motion	* 45.00
Writ of Habeas Corpus(Contempt Order)	* 65.00
Other Mandate orders	* 45.00
Order of Seizure	* 90.00
Additional Defendant Served	40.00
With Summons and Complaint	15.00
Each Additional Service	15.00
Order of Attachment	* 85.00
Additional Levy	40.00
With Summons and Complaint	15.00
Each Additional Service	15.00
Notice of Appeal	* 30.00
Notice of Petition/Petition to Recover	* 47.00
Additional Tenant	15.00
Warrant of Eviction	* 112.00
Additional Tenant	30.00
*Additional Fee for serving incarcerated individual	5.00

Mileage Chart

Airport	\$ 17.00	Lisle	\$ 28.00
Binghamton City	6.00	Maine	20.00
Castle Creek	14.00	Marathon	35.00
Center Village	26.00	McClure	30.50
Chenango Bridge	8.50	Murphy Road	12.00
Chenango Forks	16.00	Nanticoke	26.00
City of Binghamton	6.00	Nineveh	28.00
Colesville Road	16.50	North Sanford	33.00
Conklin	12.00	Port Crane	13.00
Conklin Forks	14.00	Port Dickinson	6.00
Corbettsville	16.50	Pierce Creek Road	12.00
Damascus	29.00	Richford	30.50
Deposit	34.00	Ross Corners	14.00
East Maine	20.00	Sanitaria Springs	16.00
Endicott	12.00	Tracey Creek Road	16.50
Endwell	9.50	Triangle	29.00
Glen Aubrey	23.50	Tunnel Road	23.50
Glendale	14.00	Union Center	15.50
Harpursville	24.50	Vestal Center	19.50
Hawleyton	12.00	Vestal	14.00
Johnson City	7.00	West Corners	13.00
Kattelville Road	13.00	Whitney Point	26.00
Killawog	30.50	Windsor	26.00
Kirkwood	13.00		

2021 Audit and Control Weights and Measures

<u>Scales</u>	Fee	<u>Linear field measures</u>	Fee
Up to and including 15 kg (33 lb) capacity:		1 m (39 in) or less	\$ 4
for each of the first five scales per establishment	\$ 20	1+ m (39 in) - 16 m (52 ft)	8
for each scale per establishment after the first five	10	16+ m (52 ft) - 31 m (102 ft)	12
15 kg (33 lb) - 300 kg (661 lb) capacity	40	31+ m (102 ft)	20
301 kg (661 lb) - 1,500 kg (3,307 lb) capacity	100	Fabric measuring devices	20
1,501 kg (3,307 lb) - 7,000 kg (15,432 lb) capacity	140	Wire and cordage measuring devices	40
7,001 kg (15,432 lb) - 23,000 kg (50,706 lb) capacity	160		
23,001 kg (50,706 lb) capacity	200	<u>Taxi meters</u>	
Tank, batch and crane scales	200	Any taxi meter used to calculate the value of a measured ride	\$ 40
 <u>Vehicles</u>		 <u>Stationary petroleum metering systems</u>	
Metering systems 300 L/min (79 gpm) or less	\$ 100	400 L/min (106 gpm) or less	\$ 100
<i>"Re-seal" - adopted by the Broome County Legislature 11/20/0</i>	25	400+ L/min (106 gpm) - 2,000 L/min (528 gpm)	120
Metering systems over 300 L/min (79 gpm)	120	2,000+ L/min (528 gpm) - 4,000 L/min (1,057 gpm)	140
Compartment capacity calibration:		4,000 L/min (1,057 gpm) or more	160
3,000 L (793 gal) or less	\$ 40	<u>Liquid measures and devices</u>	
3,000+ L (793 gal) - 6,000 L (1,585 gal)	80	Liquid measures 20 L (5 gal) or less	\$ 8
6,000+ L (1,585 gal) -12,000 L (3,170 gal)	120	Liquid pump (hand-operated) 20 L (5 gal) or less	20
12,000 L (3,170 gal) or more	240		
 <u>Bulk milk tanks capacity</u>		 <u>Weights - field standard (Class F)</u>	
3,000 L (793 gal) or less	\$ 40	3 kg (7 lb) or less	\$ 8
3,000+ L (793 gal) - 6,000 L (1,585 gal)	80	3 + kg (7 lb) - 30 kg (66 lb)	16
6,000+ L (1,585 gal) -12,000 L (3,170 gal)	120	30 + kg (66 lb) - 300 kg (661 lb)	32
12,000 L (3,170 gal) or more	240	300 + kg (661 lb) - 1,200 kg (2,646 lb)	60
 <u>Timing devices</u>		 <u>Petroleum dispensing and measuring devices</u>	
All commercially used devices where time is a basis for charge	\$ 4	Single dispensing pump	\$ 20
Devices owned or operated by governmental agencies are exempt		Dual dispensing pump	40
		Blend dispensing pump	40
		Grease and oil pump	8

2021 Broome County Fee Schedule

Greater Binghamton Airport

Short Term Parking Rates

First Fifteen Minutes		Free
16-60 Minutes		\$ 1.00
Second - Fifth Hour	Hourly	2.25
Maximum Daily	Daily	11.00
Maximum Weekly	Weekly	77.00

Long Term Rates

First and Second Hour	Hourly	\$ 1.00
After Three Hours	Hourly	2.00
Maximum Daily	Daily	8.00
Maximum Weekly	Weekly	56.00

Willow Point Nursing Home

Semi-private Room Daily Rate		\$370.00
Plus: New York State Assessment (6%)		22.20
Total		\$392.20

Private Room Daily Rate		\$380.00
Plus: New York State Assessment (6%)		22.80
Total		\$402.80

Cable Television	Monthly	\$6.00
Phone Service per room	Monthly	6.25

Guest Meals		\$5.00
Holiday Guest Meals		8.00
Employee Meals		5.00

Hair Care Price List:

Haircut - Man's		\$ 8.75
Haircut - Woman's		10.50
Shampoo, Cut and Set		18.50
Shampoo and Set		10.75
Permanent		28.50
Conditioner		2.00
Tint or Six Week Color		22.50
Shampoo		3.50
Color Rinse		1.75

Front Street Dog Shelter

Adoption Fee

\$225

Redemption Fees:

0-24 hours

Each Additional Day (begins next business day)

Impoundment

First Second Third

\$50 \$60 \$70

10 10 10

Accepting Unwanted Dogs Pet Sign overs

50

Bath Fee

30

Dog adopted from shelter less than 30 days

No fee

Owner Requested Euthanasia

90

Prearranged or Emergency Boarding

\$25/day per dog

Vaccination Fee (certificate provided)

30

Security

Taxicab Fees

Business License (annual)

\$250

Driver's License

New Applicant

85

Re-issuing

150

Renewal

60

Replace

25

Vehicle License(annual)

Hybrid

\$100

Non-hybrid

200

Replace

25

Transfer

25

Vehicle Inspection

Inspection

\$25

Replacement

25

Re-inspect

25

Events Parking Fee

\$4

Pre Employment Screening

55

Pre Employment Screening - DSS Child Support

75

Non-Employee Identification renewal

15

Non-Employee Identification replacement

15

Employee Photo Identification Replacement

10

Employee Parking Identification Replacement

10

2021 Broome County Fee Schedule

Civil Service Exams

Open-competitive	\$20
Promotional	10
Uniformed Open-Competitive	30
Uniformed Promotional	20

*Unemployed DSS recipients who are primarily responsible for their household may receive waivers

Legislature

Freedom of Information Request (per page)	\$0.25
Freedom of Information CD	2.00
Freedom of Information Photograph (Polaroid)	2.00
Freedom of Information Digital Photograph (Standard Paper)	0.28
Freedom of Information Digital Photograph (photographic paper)	0.50
Budget Book (hard copy)	20.00
Budget Book (CD)	2.00
Capital Improvement Program	3.50

Real Property Tax Services

Small Maps	\$3
Large Maps	5
Planametric Map:	
Small Maps	3
Large Maps	5
Full County Maps-Disk	500
Title Search Fee	150
Full Sheet Aerial Maps	20
Tax Receipt (pick up)	1
Tax Receipt (mail or fax)	2
Copies	0.25

Broome County Library

Overdues (per day/item)	
Adult materials	\$0.10
Print or CDs	0.10
Books on tape	0.10
InterLibrary loan	0.50
VC/DVD	1.00
Children's materials	0.10
Print or CDs	0.10
VC/DVD	1.00
Maximum fines	
Hardcover books and Audio/Visual	\$ 10
VC/DVD	20
Paperbacks and periodicals	5
Youth Services hardcover books	5
InterLibrary loan	No Limit
Repair for recirculation	Varies
Processing fees	10
Lost card	3.00
Returned check fee	20
Photocopies	.25/copy
Microfilm Prints	.25/copy
Computer paper(B&W)	.15/sheet
Computer paper(Color)	.50/sheet
Room Rental (May include additional charges)	
Broome County Government	Free
City of Binghamton	Free
All other agencies or groups	\$30/hour

911 Emergency Services (Enhanced Rates Pending)

Wireline phones (per month)	\$1.65
Wireless phones (per month)	1.40

Public Defender (Court Ordered Hourly Revenue)

Misdemeanors	\$60
Felonies	75
Parole Matters	75

Real Property Tax Bill Processing Charges

Maintenance	\$0.85
Paper	0.06
Folding	0.05
Stuffing or Sealing	0.07
Printing	0.09
Additional Insert	0.07

Public Transportation (Bus Fees)

Regular	\$2
Transfers	Free
Seniors, Disabled, Veterans (Daily)	1
One Day Unlimited Ride Pass	5
One Week Unlimited Ride Pass	25
31-day Unlimited Ride Pass	70
31-day Student Pass	44
31-day Seniors, Disabled, Veterans Pass	44
BC Country	3.50
BC Country Seniors and Disabled	2.50
BC Lift	3

This page is intentionally left blank
