

Broome County **BUDGET**

Recommended
2017




Table of Contents

<u>Item</u>	<u>Page</u>	<u>Item</u>	<u>Page</u>
Budget and Appropriations Resolutions	A-1	Public Safety	
Broome County Administration	A-4	Sheriff (Elected Official)	156
Broome County Legislature	A-5	Emergency Services	172
		Probation	188
Budget Message	A-7	Security Services/Public Works	197
		Stop-DWI	204
Schedule 1 – Summary by Funds	A-9	Health	
Operating Budget		Health	212
General Government		Mental Health	242
Legislature (Elected Official)	2	Willow Point Nursing Facility	249
Executive (Elected Official)	10	Transportation	
County Clerk (Elected Official)	15	Aviation	284
District Attorney (Elected Official)	29	Highways/Public Works	
Audit & Control	36	County Roads	292
Central Food & Nutrition Services–Internal Services	45	Road Machinery	301
Coroners	52	Public Transportation	306
Elections	56	Economic Assistance & Opportunity	
Office of Management & Budget	62	Aging, Office for (OFA)	316
Information Technology	69	Social Services (DSS)	322
Law (County Attorney)	83	Veterans’ Services	358
Personnel	93	Home & Community Services	
Public Defender	101	Planning & Economic Development	366
Public Works	107	Solid Waste Management	373
Fleet Management – Internal Services	124		
Purchasing	130		
Real Property Tax Service	136		
Risk & Insurance	143		
Risk Management – Internal Services	143		
Health Insurance – Internal Services	149		
Workers’ Compensation – Internal Services	152		

<u>Item</u>	<u>Page</u>
Culture & Recreation	
Veterans Memorial Arena	384
Forum (Performing Arts Theater)	391
En-Joie Golf Course	396
Parks & Recreation	402
Library	417
Unallocated Items	
Special Objects of Expense/Contract Agencies	426
Debt Service (General Fund only)	432
Inter-fund Transfers (General Fund only)	435
Capital Budget	
Capital Budget	438
Summary of Debt	448
History of Debt Service	450
Serial Bonds	451
BANS	478
Statement of Authorized and Un-borrowed Debt	482
Authorized Capital Projects	485
Debt Statement Summary	491
Community College Debt Liability & Payment History	492
Supplementary Information	
Personnel Changes	504
Personnel Summary	506
Financial Summaries	509
Historical Tax Levy/Rate	518
Property Tax Levy by Municipality	520
Property Tax Exemption Summary	522

<u>Item</u>	<u>Page</u>
County Fees	
Arena	525
Forum	526
Parks	527
En-Joie Golf	528
Tax Collection	529
County Clerk	530
Motor Vehicles	532
Health Department	533
Landfill Tip Fee	535
Office For Aging	536
Planning (Mapping & Data)	537
Sheriff	541
Weights & Measures	542
Miscellaneous	543
Greater Binghamton Airport	
Willow Point Nursing Home	
Dog Shelter	
Taxicab Fees	
Civil Service Exams	
Legislature	
Real Property	
911 Emergency Services	
Public Transportation	
Public Defender	
Library	

RESOLUTION MAKING APPROPRIATIONS FOR THE CONDUCT OF THE BROOME COUNTY GOVERNMENT FOR FISCAL YEAR 2017

WHEREAS, this County Legislature, by an accompanying Resolution xxx of 2016, has adopted a budget for fiscal year 2017, now, therefore be it

RESOLVED, that the several amounts specified in such budget under the various categories and the various objects of expense in the 2017 tentative budget under the recommended column, unless a specific change or correction has been made in the same, in which case such change or corrected figure shall apply, shall be the amount appropriated for such items, effective January 1, 2017, and be it

FURTHER RESOLVED, that the fee schedules changing, deleting or establishing certain fees for the purpose of offsetting operating expenses be adopted, and be it

FURTHER RESOLVED, that the Director of the Office of Management and Budget is hereby authorized, empowered and directed to correct any modifications, changes, additions and/or typographical errors not effecting the substance of the budget, and that the Director of the Office of Management and Budget is further directed, after making such corrections, to file same with the Clerk of the County Legislature and to furnish said Clerk with sufficient copies thereof for the members of the County Legislature.

COUNTY OF BROOME) ss.:
STATE OF NEW YORK)

I, the undersigned, Clerk of the Legislature of the County of Broome, DO HEREBY CERTIFY that the above is an original resolution of such Legislature duly adopted on the ___th day of November, 2016, by a majority of the members elected to the Legislature of said County at a regular meeting of said Legislature.

I FURTHER CERTIFY that at the time said resolution was adopted said Legislature was comprised of fifteen members.

IN WITNESS WHEREOF, I have hereunto set my hand and affixed the corporate seal of said Legislature this ___ day of _____, 2016.

Date sent to County Executive _____

Approved _____

County Executive

Clerk, County Legislature

County of Broome

Date _____, 20____.

RESOLUTION ADOPTING THE BROOME COUNTY BUDGET FOR FISCAL YEAR 2017

RESOLVED, that the tentative budget of the County of Broome, including the County's 2017 Capital Budget, as corrected and amended to \$ xxx,xxx,xxx be and is hereby adopted as the budget for the County of Broome, for the year commencing January 1, 2017 and ending December 31, 2017, and be it

FURTHER RESOLVED, that the Director of the Office of Management and Budget is hereby authorized, empowered, and directed to correct any modifications, changes, additions and/or typographical errors not effecting the substance of the budget and that the Director of the Office of Management and Budget is further directed, after making such corrections, to file same with the Clerk of the County Legislature and to furnish said Clerk with sufficient copies thereof for the members of the County Legislature.

COUNTY OF BROOME) ss.:
STATE OF NEW YORK)

I, the undersigned, Clerk of the Legislature of the County of Broome, DO HEREBY CERTIFY that the above is an original resolution of such Legislature duly adopted on the ___th day of ___November___, 2016, by a majority of the members elected to the Legislature of said County at a regular meeting of said Legislature.

I FURTHER CERTIFY that at the time said resolution was adopted said Legislature was comprised of fifteen members.

IN WITNESS WHEREOF, I have hereunto set my hand and affixed the corporate seal of said Legislature this ___ day of _____, 2016.

Date sent to County Executive _____

Approved _____

County Executive

Clerk, County Legislature

County of Broome

Date _____, 20__.

2016 Broome County Administration

County Executive's Office

Debra A. Preston	County Executive
John M. Bernardo	Deputy County Executive
Gabriel Osterhout	Communications Assistant
Karen Veruto	Executive Assistant
Stephanie E. Leader	Constituent Services/Administrative Assistant
Umberto A. Putrino	Constituent Services/Administrative Assistant
Carolyn M. Penna	Administrative Assistant

Office of Management & Budget

Marie F. Kalka	Director, Office of Management & Budget
Jennifer L. Lindsay	Deputy Director, Accounting
Jerome Z. Knebel	Deputy Director, Budget

Elected and Appointed Officials

Daniel J. Reynolds	Chairman, Legislature
Richard R. Blythe	County Clerk
Stephen K. Cornwell	District Attorney
David E. Harder	Sheriff
Aaron M. Martin	Clerk, Legislature
Alex J. McLaughlin	Comptroller, Audit & Control
Oliver N. Blaise III, Esq.	Commissioner, Elections
John L. Perticone, Esq.	Commissioner, Elections
John C. Prindle, MD	Coroner
Dr. Kevin Drumm	President, Broome Community College

Heads of County Departments

David W. Hickling	Commissioner, Aviation
Jamie Kelly	Director, Office for Aging
Barbara M. Travis	Program Coordinator, CASA
Michelle L. Haus	Director, Central Food
James Tripp	Director, Employment & Training
Jerry Marinich	Director, Emergency Services
Sean B. Britton	Director, Health
Dennis O'Keefe	Director, Information Technology
Robert Behnke	County Attorney, Law
Lisa S. Wise	Director, Library
Thomas H. Behan	Personnel Officer
Frank Evangelisti	Director, Planning
Lorraine S. Wilmot	Director, Probation
Jay L. Wilber	Public Defender
Daniel A. Schofield	Commissioner, Public Works, Parks, Recreation & Youth Services
John A. Flynn	Director, Purchasing
David Hamlin	Director, Real Property Tax Services
Thomas Dellapenna	Risk Manager, Risk & Insurance
Arthur R. Johnson	Commissioner, Social Services & Mental Health
Gregory Kilmer	Commissioner, Public Transportation
Christopher H. Marion	Coordinator, BC STOP-DWI
Brian J. Vojtisek	Director, Veterans' Services
Kevin J. Carey	Administrator, Willow Point Nursing Home
Arthur Garrison	Director, Parks Recreation & Youth Services
Christopher H. Marion	Manager, Arena/Forum
James Dadamio	Director, Security

Broome County Legislature

2016

Elected Officials

Administrative Staff

Legislative District

Legislator

1	Stephen J. Flagg
2	Scott D. Baker
3	Kelly F. Wildoner
4	Kim A. Myers
5	Daniel J. Reynolds
6	Greg W. Baldwin
7	Matthew J. Pasquale
8	Jason E. Shaw
9	Robert J. Keibel
10	Cindy L. O'Brien
11	Ron Heebner
12	Michael P. Sopchak
13	Karl E. Bernhardsen
14	Mary A. Kaminsky
15	Mark R. Whalen

Aaron M. Martin
Clerk of the Legislature

Carol L. Hall
Deputy Clerk

Robert J. O'Donnell
Second Deputy Clerk

Christopher P. Dziejcz
Legislative Assistant

This page is intentionally left blank

Budget Message

A copy of the Budget Message can be
obtained by contacting the
Legislative Clerk at 778-2131

This page is intentionally left blank

Schedule
Summary by Fund
2013 - 2017

SCHEDULE 1
2017 Recommended Budget

	Appropriation	Revenue	Fund Balance	Property Tax Support
General Fund				
GENERAL	\$ 117,457,085	\$ 118,105,954	\$ 1,000,000	\$ (1,648,869)
SOCIAL SERVICES	\$ 117,062,849	\$ 56,226,122		\$ 60,836,727
Enterprise Funds				
AVIATION	\$ 4,063,536	\$ 3,164,806		\$ 898,730
PUBLIC TRANSPORTATION	\$ 11,942,673	\$ 10,635,344		\$ 1,307,329
SOLID WASTE MANAGEMENT	\$ 9,064,736	\$ 9,153,405	\$ (88,669)	\$ -
WILLOW POINT NURSING HOME	\$ 31,293,371	\$ 31,675,431	\$ (382,060)	\$ -
Internal Services Funds				
CENTRAL FOOD & NUTRITION	\$ 5,312,900	\$ 5,337,586	\$ (24,686)	\$ -
FLEET MANAGEMENT	\$ 1,300,740	\$ 1,081,901	\$ 218,839	\$ -
HEALTH INSURANCE	\$ 49,445,237	\$ 46,848,211	\$ 2,597,026	\$ -
RISK MANAGEMENT	\$ 2,124,085	\$ 2,124,085		\$ -
WORKERS' COMPENSATION	\$ 3,811,750	\$ 3,811,750		\$ -
Special Revenue Funds				
COUNTY LIBRARY	\$ 1,975,218	\$ 821,657		\$ 1,153,561
ROAD MACHINERY	\$ 2,667,684	\$ 78,567		\$ 2,589,117
COUNTY ROAD	\$ 10,234,707	\$ 4,054,274		\$ 6,180,433
VETERANS' ARENA	\$ 1,602,312	\$ 902,167		\$ 700,145
GOLF	\$ 989,258	\$ 997,950	\$ (8,692)	\$ -
TOTALS	\$ 370,348,141	\$ 295,019,210	\$ 3,311,758	\$ 72,017,173
Reserve Uncollected Taxes				\$ 700,000
Total Tax Levy				\$ 72,717,173
2016 Totals	\$ 366,096,584	\$ 291,672,765	\$ 2,959,044	\$ 72,164,775
Difference	\$ 4,251,557	\$ 3,346,445	\$ 352,714	\$ 552,398
Percentage Diff	1.16%	1.15%	11.92%	0.77%
2016 vs 2017 Comparison				
	2016	2017	Difference	% Difference
Full Values	\$ 9,762,207,432	\$ 9,621,215,341	\$ (140,992,091)	-1.444%
Taxable Values	\$ 5,654,743,735	\$ 5,692,729,030	\$ 37,985,295	0.672%
Full Value Tax Rate	\$7.39	\$7.56	\$0.17	2.242%
Taxable Value Tax Rate	\$12.76	\$12.77	\$0.01	0.093%

SCHEDULE 1
2016 Adopted Budget

	Appropriation	Revenue	Fund Balance	Property Tax Support
General Fund				
GENERAL	\$ 114,486,216	\$ 116,682,856		\$ (2,196,640)
SOCIAL SERVICES	\$ 116,788,962	\$ 56,071,093		\$ 60,717,869
Enterprise Funds				
AVIATION	\$ 3,999,826	\$ 3,714,440		\$ 285,386
PUBLIC TRANSPORTATION	\$ 12,095,250	\$ 10,594,043		\$ 1,501,207
SOLID WASTE MANAGEMENT	\$ 10,212,894	\$ 10,187,954	\$ 24,940	\$ -
WILLOW POINT NURSING HOME	\$ 29,904,762	\$ 29,904,762	\$ -	\$ -
Internal Services Funds				
CENTRAL FOOD & NUTRITION	\$ 4,546,992	\$ 4,546,992	\$ -	\$ -
FLEET MANAGEMENT	\$ 1,296,653	\$ 1,096,204	\$ 200,449	\$ -
HEALTH INSURANCE	\$ 49,319,729	\$ 46,578,894	\$ 2,740,835	\$ -
RISK MANAGEMENT	\$ 2,131,655	\$ 2,131,655	\$ -	\$ -
WORKERS' COMPENSATION	\$ 3,739,857	\$ 3,739,857	\$ -	\$ -
Special Revenue Funds				
COUNTY LIBRARY	\$ 1,997,090	\$ 843,529		\$ 1,153,561
ROAD MACHINERY	\$ 2,660,859	\$ 87,766		\$ 2,573,093
COUNTY ROAD	\$ 10,344,970	\$ 3,575,252		\$ 6,769,718
VETERANS' ARENA	\$ 1,627,104	\$ 966,523		\$ 660,581
GOLF	\$ 943,765	\$ 950,945	\$ (7,180)	\$ -
TOTALS	\$ 366,096,584	\$ 291,672,765	\$ 2,959,044	\$ 71,464,775
Reserve Uncollected Taxes				\$ 700,000
Total Tax Levy				\$ 72,164,775
2015 Totals	\$ 365,707,967	\$ 287,213,703	\$ 8,361,150	\$ 70,833,114
Difference	\$ 388,617	\$ 4,459,062	\$ (5,402,106)	\$ 1,331,661
Percentage Diff	0.11%	1.55%	-64.61%	1.88%

	2015	2016	Difference	% Difference
Full Values	\$ 9,527,423,490	\$ 9,762,207,432	\$ 234,783,942	2.464%
Taxable Values	\$ 5,639,939,495	\$ 5,654,743,735	\$ 14,804,240	0.262%
Full Value Tax Rate	\$7.43	\$7.39	(\$0.04)	-0.570%
Taxable Value Tax Rate	\$12.56	\$12.76	\$0.20	1.613%

SCHEDULE 1
2015 Adopted Budget

	Appropriation	Revenue	Fund Balance	Property Tax Support
General Fund				
GENERAL	\$ 113,143,553	\$ 114,813,519	\$ 4,928,191	\$ (6,598,157)
SOCIAL SERVICES	\$ 118,148,775	\$ 54,777,625		\$ 63,371,150
Enterprise Funds				
AVIATION	\$ 4,177,563	\$ 3,927,988		\$ 249,575
PUBLIC TRANSPORTATION	\$ 12,689,001	\$ 10,746,809		\$ 1,942,192
SOLID WASTE MANAGEMENT	\$ 9,921,006	\$ 9,641,359	\$ 279,647	\$ -
WILLOW POINT NURSING HOME	\$ 29,385,948	\$ 29,385,948		\$ -
Internal Services Funds				
CENTRAL FOOD & NUTRITION	\$ 4,316,141	\$ 4,542,339	\$ (226,198)	\$ -
FLEET MANAGEMENT	\$ 1,380,653	\$ 1,284,750	\$ 95,903	\$ -
HEALTH INSURANCE	\$ 49,590,607	\$ 46,404,082	\$ 3,186,525	\$ -
RISK MANAGEMENT	\$ 2,121,261	\$ 2,121,261		\$ -
WORKERS' COMPENSATION	\$ 3,737,422	\$ 3,737,422		\$ -
Special Revenue Funds				
COUNTY LIBRARY	\$ 1,996,263	\$ 811,974		\$ 1,184,289
ROAD MACHINERY	\$ 2,663,271	\$ 142,986		\$ 2,520,285
COUNTY ROAD	\$ 9,805,439	\$ 3,061,411	\$ 100,000	\$ 6,644,028
VETERANS' ARENA	\$ 1,679,036	\$ 859,284		\$ 819,752
GOLF	\$ 952,028	\$ 954,946	\$ (2,918)	\$ -
TOTALS	\$ 365,707,967	\$ 287,213,703	\$ 8,361,150	\$ 70,133,114
Reserve Uncollected Taxes				\$ 700,000
Total Tax Levy				\$ 70,833,114
2014 Totals	\$ 376,066,612	\$ 300,822,646	\$ 6,833,743	\$ 69,110,223
Difference	\$ (10,358,645)	\$ (13,608,943)	\$ 1,527,407	\$ 1,722,891
Percentage Diff	-2.75%	-4.52%	22.35%	2.49%

	2014	2015	Difference	% Difference
Full Values	\$ 9,386,690,111	\$ 9,527,423,490	\$ 140,733,379	1.499%
Taxable Values	\$ 5,581,341,663	\$ 5,639,939,495	\$ 58,597,832	1.050%
Full Value Tax Rate	\$7.36	\$7.43	\$0.07	0.979%
Taxable Value Tax Rate	\$12.38	\$12.56	\$0.18	1.428%

SCHEDULE 1
2014 Adopted Budget

	Appropriation	Revenue	Fund Balance	Property Tax Support
General Fund				
GENERAL	\$ 116,736,531	\$ 124,154,779	\$ 2,111,808	\$ (9,530,056)
SOCIAL SERVICES	\$ 122,607,819	\$ 56,906,058		\$ 65,701,761
Enterprise Funds				
AVIATION	\$ 4,211,592	\$ 3,883,205		\$ 328,387
PUBLIC TRANSPORTATION	\$ 12,573,301	\$ 11,070,622		\$ 1,502,679
SOLID WASTE MANAGEMENT	\$ 9,994,165	\$ 9,640,546	\$ 353,619	\$ -
WILLOW POINT NURSING HOME	\$ 30,218,439	\$ 30,218,439		\$ -
Internal Services Funds				
CENTRAL FOOD & NUTRITION	\$ 4,786,221	\$ 4,941,173	\$ (154,952)	\$ -
FLEET MANAGEMENT	\$ 1,331,497	\$ 1,332,844	\$ (1,347)	\$ -
HEALTH INSURANCE	\$ 50,229,732	\$ 47,655,117	\$ 2,574,615	\$ -
RISK MANAGEMENT	\$ 2,116,938	\$ 2,116,938		\$ -
WORKERS' COMPENSATION	\$ 3,726,083	\$ 3,726,083		\$ -
Special Revenue Funds				
COUNTY LIBRARY	\$ 2,149,760	\$ 808,583	\$ 150,000	\$ 1,191,177
ROAD MACHINERY	\$ 2,566,302	\$ 37,101	\$ 300,000	\$ 2,229,201
COUNTY ROAD	\$ 10,275,826	\$ 2,732,037	\$ 1,500,000	\$ 6,043,789
VETERANS' ARENA	\$ 1,597,887	\$ 654,602		\$ 943,285
GOLF	\$ 944,519	\$ 944,519		\$ -
TOTALS	\$ 376,066,612	\$ 300,822,646	\$ 6,833,743	\$ 68,410,223
Reserve Uncollected Taxes				\$ 700,000
Total Tax Levy				\$ 69,110,223
2013 Totals	\$ 365,838,674	\$ 292,871,018	\$ 5,783,336	\$ 67,906,109
Difference	\$ 10,227,938	\$ 7,951,628	\$ 1,050,407	\$ 1,204,114
Percentage Diff	2.80%	2.72%	18.16%	1.77%

	2013	2014	Difference	% Difference
Full Values	\$ 9,374,314,876	\$ 9,386,690,111	\$ 12,375,235	0.132%
Taxable Values	\$ 5,549,707,486	\$ 5,581,341,663	\$ 31,634,177	0.570%
Full Value Tax Rate	\$7.24	\$7.36	\$0.12	1.639%
Taxable Value Tax Rate	\$12.24	\$12.38	\$0.15	1.196%

SCHEDULE 1
2013 Adopted Budget

General Fund								
GENERAL	\$	113,137,357	\$	121,402,815	\$	2,431,808	\$	(10,697,266)
SOCIAL SERVICES	\$	121,506,404	\$	56,662,718			\$	64,843,686
Enterprise Funds								
AVIATION	\$	4,102,121	\$	4,102,121			\$	-
PUBLIC TRANSPORTATION	\$	12,246,410	\$	10,886,411			\$	1,359,999
SOLID WASTE MANAGEMENT	\$	9,085,796	\$	9,024,731	\$	61,065	\$	-
WILLOW POINT NURSING HOME	\$	29,806,831	\$	29,836,839	\$	(30,008)	\$	-
Internal Services Funds								
CENTRAL FOOD & NUTRITION	\$	4,748,902	\$	4,942,087	\$	(193,185)	\$	-
FLEET MANAGEMENT	\$	1,301,836	\$	1,374,453	\$	(72,617)	\$	-
HEALTH INSURANCE	\$	47,219,928	\$	43,633,655	\$	3,586,273	\$	-
RISK MANAGEMENT	\$	2,354,572	\$	2,354,572			\$	-
WORKERS' COMPENSATION	\$	3,651,488	\$	3,651,488			\$	-
Special Revenue Funds								
COUNTY LIBRARY	\$	2,214,723	\$	940,190			\$	1,274,533
ROAD MACHINERY	\$	2,363,020	\$	36,051			\$	2,326,969
COUNTY ROAD	\$	9,671,675	\$	2,401,766			\$	7,269,909
VETERANS' ARENA	\$	1,482,881	\$	654,602			\$	828,279
GOLF	\$	944,730	\$	966,519	\$	(21,789)	\$	-
TOTALS	\$	365,838,674	\$	292,871,018	\$	5,783,336	\$	67,206,109
Reserve Uncollected Taxes							\$	700,000
Total Tax Levy							\$	67,906,109
2012 Totals	\$	359,551,676	\$	288,148,544	\$	4,223,118	\$	67,906,109
Difference	\$	6,286,998	\$	4,722,474	\$	1,560,218	\$	-
Percentage Diff		1.75%		1.64%		36.94%		0.00%

	2012	2013	Difference	% Difference
Full Values	\$ 9,732,723,098	\$ 9,393,521,088	\$ (339,202,010)	-3.485%
Taxable Values	\$ 5,511,599,459	\$ 5,583,567,142	\$ 71,967,683	1.306%
Full Value Tax Rate	\$6.98	\$7.23	\$0.25	3.611%
Taxable Value Tax Rate	\$12.32	\$12.16	(\$0.16)	-1.289%

General Government

<u>Department/Division</u>	<u>Page</u>	<u>Department/Division</u>	<u>Page</u>
Legislative Board		Information Technology	
Clerk of the Legislature	2	Information Services	69
Legislature	7	Communication Services	76
		Telecommunication Services	80
Executive		Law	
Executive	10	Law	83
County Clerk		Law—DSS Legal Unit	88
Records	15	Personnel	93
Motor Vehicles	21	Public Defender	101
Records Management	25	Public Works	
District Attorney	29	Administration	107
Audit and Control		Buildings and Grounds	112
Audit and Control	36	Engineering	117
Weights and Measures	41	Fleet Management	124
Central Foods and Nutrition Services	45	Purchasing	130
Coroners	52	Real Property Tax Services	136
Elections	56	Risk and Insurance	
Office of Management and Budget	62	Risk Management	143
		Health Insurance	149
		Workers Compensation	152

Legislature

Legislators (15)
(Elected)

Chairman
Board of Acquisition and Contract
Capital Program Advisory Committee

Legislative Board

Committees

- County Administration
- Economic Development, Education and Culture
- Finance
- Health and Human Services
- Personnel
- Public Safety and Emergency Services
- Public Works and Transportation

Research Support

Clerk of the Legislature

Legislative Support

- Local Laws and Resolutions
- Legislative Minutes
- Committee Minutes
- Journal of Proceedings
- Records Management
- Clerical / Secretarial Support
- Administration
- Ethics Disclosure Processing
- Freedom of Information (FOIL) Law

Legislature Legislative Clerk

Mission Statement

The Clerk of the Legislature supervises and coordinates daily activities of the office of the Legislature.

Description

This office drafts and distributes all legislation to appropriate committees; processes, certifies, and disseminates all legislation; provides minutes of all Legislative Sessions and all committee meetings; prepares and files the required documentation on all approved local laws with the Secretary of State; and provides clerical/secretarial support to the individual Legislators. Prepares, maintains, and distributes the Directory of Federal, State, County, and Municipal Officials and a desk blotter-style quick directory.

The Clerk also serves as the Records Access Officer for Broome County Government, processing Freedom of Information Requests on a continual basis.

Maintains and distributes updates to the County's Charter and Administrative Code.

Provides support to the Agricultural and Farmland Protection Board.

Serves as support staff to the Board of Ethics by maintaining, distributing, collecting and submitting for review by the Board, the annual Financial Disclosure Statement, which nearly 200 County officials are required to complete.

2017 Objectives

- Continue to improve the paperless process by which resolution requests are submitted.
- Continue to improve the paperless process for the distribution of resolutions and agendas to County personnel.
- Continue to make the business of the Legislature accessible to the public through the use of the County website and social media.
- Continue to make accessing public records as easy as possible for the public using a well designed paper form and an on-line submission form.
- Enhance the capabilities of the office and the Legislative Assistant through the use of student interns.
- Continue highlighting the community through initiatives such as the Veterans of Distinction program, the Agricultural Celebration and the Community Art Series.

2017 Budget Highlights

- In the 2017 budget, this office has restricted expenses wherever possible.

Legislature 12010001

Clerk

<u>Title of Position</u>	<u>Grade/Unit</u>	7/5/2016			
		<u>2015 Actuals</u>	<u>Current Authorized</u>	<u>2017 Requested</u>	<u>2017 Recommended</u>
<u>Full-Time Positions</u>					
Clerk of the County Legislature	E Admin	1	1	1	1
Deputy Clerk of the County Legislature	19 Admin	0	0	1	1
Deputy Clerk of the County Legislature	18 Admin	1	1	0	0
Second Deputy Clerk of the County Legislature	15 Admin	0	0	1	1
Second Deputy Clerk of the County Legislature	14 Admin	1	1	0	0
Total Full-Time Positions		3	3	3	3
<u>Part-Time Positions</u>					
None					
Total Part-Time Positions		0	0	0	0
Total Positions		3	3	3	3

REPORT:BP033

BROOME COUNTY GOVERNMENT
 REVENUE AND APPROPRIATION SUMMARY
 BY DEPARTMENT AND DIVISION

FUND: 1010 General Operating
 DEPT: 12000000 Legislative
 DIV: 01 Legislative-Clerk

Account	2015 Actuals	2016 Budget	2016 YTD Actuals As of 08/29/16	2017 Budget Requested	2017 Budget Recommended
12000000 Legislative					
0000006 Sale of Prop and Comp for Loss					
5000512 MINOR SALES OTHER	477	1,000	250	600	600
0000006 Sale of Prop and Comp for Loss Totals	477	1,000	250	600	600
0000007 Misc Interfund Revenues					
5000545 CREDIT CARD REBATES	2	0	12	0	0
0000007 Misc Interfund Revenues Totals	2	0	12	0	0
Rev Total for Div: 1201	479	1,000	262	600	600
0000010 Personnel Service					
6001000 SALARIES FULL-TIME	162,320	165,152	76,338	172,118	172,118
6001002 SALARIES TEMPORARY	0	0	0	2,500	2,500
0000010 Personnel Service Totals	162,320	165,152	76,338	174,618	174,618
0000040 Contractual Expenditures					
6004010 BOOKS AND SUBSCRIPTIONS	311	315	309	315	315
6004011 DUPLICATING AND PRINTING RM SU	0	1,085	1,052	0	0
6004012 OFFICE SUPPLIES	1,086	2,476	654	2,000	2,000
6004100 POSTAGE AND FREIGHT	0	50	0	50	50
6004105 DUES AND MEMBERSHIPS	150	150	150	150	150
6004106 GENERAL OFFICE EXPENSES	1,151	1,500	66	1,750	1,750
6004131 PHOTOGRAPHIC EXPENSES	218	0	0	225	225
6004137 ADVERTISING AND PROMOTION EXPE	1,040	1,500	600	1,200	1,200
6004162 EDUCATION AND TRAINING	430	700	710	1,000	1,000
6004196 COPYING MACHINE RENTALS	630	2,100	1,050	2,100	2,100
6004541 STENOGRAPHIC SERVICES	600	600	0	600	600
6004573 OTHER FEES FOR SERVICES	0	3,400	0	3,000	3,000
0000040 Contractual Expenditures Totals	5,616	13,876	4,591	12,390	12,390
0000041 Chargeback Expenses					

REPORT:BP033

BROOME COUNTY GOVERNMENT
REVENUE AND APPROPRIATION SUMMARY
BY DEPARTMENT AND DIVISION

FUND: 1010 General Operating
DEPT: 12000000 Legislative
DIV: 01 Legislative-Clerk

Account	2015 Actuals	2016 Budget	2016 YTD Actuals As of 08/29/16	2017 Budget Requested	2017 Budget Recommended
6004602 INSURANCE PREMIUM CHARGEBACK	165	150	75	150	150
0000041 Chargeback Expenses Totals	165	150	75	150	150
0000060 Principal on Indebtedness					
6006008 PRINCIPAL ON CAPITAL LEASE	1,084	0	0	0	0
0000060 Principal on Indebtedness Totals	1,084	0	0	0	0
0000070 Interest on Indebtedness					
6007005 INTEREST ON CAPITAL LEASE	386	0	0	0	0
0000070 Interest on Indebtedness Totals	386	0	0	0	0
0000080 Employee Benefits					
6008001 STATE RETIREMENT	29,230	31,048	14,705	30,609	30,609
6008002 SOCIAL SECURITY	12,018	12,634	5,645	13,358	13,358
6008004 WORKERS COMPENSATION	515	531	266	530	530
6008006 LIFE INSURANCE	45	45	23	60	60
6008007 HEALTH INSURANCE	21,810	21,461	9,976	16,461	16,461
6008009 RETIREE HEALTH INSURANCE	15,433	15,433	7,716	15,432	15,432
0000080 Employee Benefits Totals	79,051	81,152	38,331	76,450	76,450
Exp Total for Div: 1201	248,622	260,330	119,335	263,608	263,608
Total for Div: 12000000	-248,143	-259,330	-119,073	-263,008	-263,008

Legislature Legislature

Mission Statement

The Broome County Legislature is the policy-making body and taxing authority of Broome County Government. The Legislature is comprised of 15 elected Legislators each representing a District. Through its power to legislate and approve appropriations, the County Legislature shapes the direction of Broome County Government. The Broome County Charter further defines the duties and powers of the Legislature.

Description

The County Legislature is responsible for the adoption of all local legislation and the levy of property taxes in order to fund County governmental operations. Other specific powers include the power to make appropriations, incur indebtedness, and adopt an annual budget; to create, alter, combine or abolish positions (job titles) except those units headed by elected officials; to confirm appointments by the County Executive; to adopt the equalization rates for the City of Binghamton and the 16 towns within the County; and to award all contracts for professional services exceeding \$15,000.

The Chair of the Legislature presides at meetings of the County Legislature and appoints all standing and ad hoc committees. The Chair is an ex-officio member of every committee. Additionally, the Chair is a member of the Board of Acquisition and Contract (BAC) and several Advisory Boards pursuant to the provisions of the Broome County Charter.

The Chair of the Finance Committee, the Chair of the Public Works & Transportation Committee and the Chair of the Legislature are all members of the Capital Projects Advisory Committee.

The Legislative Assistant provides research and support to the Chair, the Committees, and Legislators and facilitates activities and initiatives of the Legislature.

2017 Objectives

- Carefully scrutinize all County spending with the specific goal of controlling property taxes.
- Work to create an atmosphere that will promote economic development within the County and region to enhance the County's tax base and employment opportunities.
- Review County Departments and services to determine where administration and other functions can be consolidated.
- Consider all possible opportunities for the most efficient delivery of services, including sharing of resources and services with municipalities.
- Work to improve the quality of life for residents of Broome County.

2017 Budget Highlights

- In the 2017 budget the Legislature has restricted expenses wherever possible.

Legislature 12020001
Board

<u>Title of Position</u>	<u>Grade/Unit</u>	7/5/2016			
		<u>2015 Actuals</u>	<u>Current Authorized</u>	<u>2017 Requested</u>	<u>2017 Recommended</u>
<u>Full-Time Positions</u>					
Legislative Assistant	23 Admin	0	0	1	1
Legislative Assistant	22 Admin	1	1	0	0
Total Full-Time Positions		1	1	1	1
<u>Part-Time Positions</u>					
Chairman*/County Legislator	Elected	1	1	1	1
County Legislator	Elected	14	14	14	14
Total Part-Time Positions		15	15	15	15
Total Positions		16	16	16	16

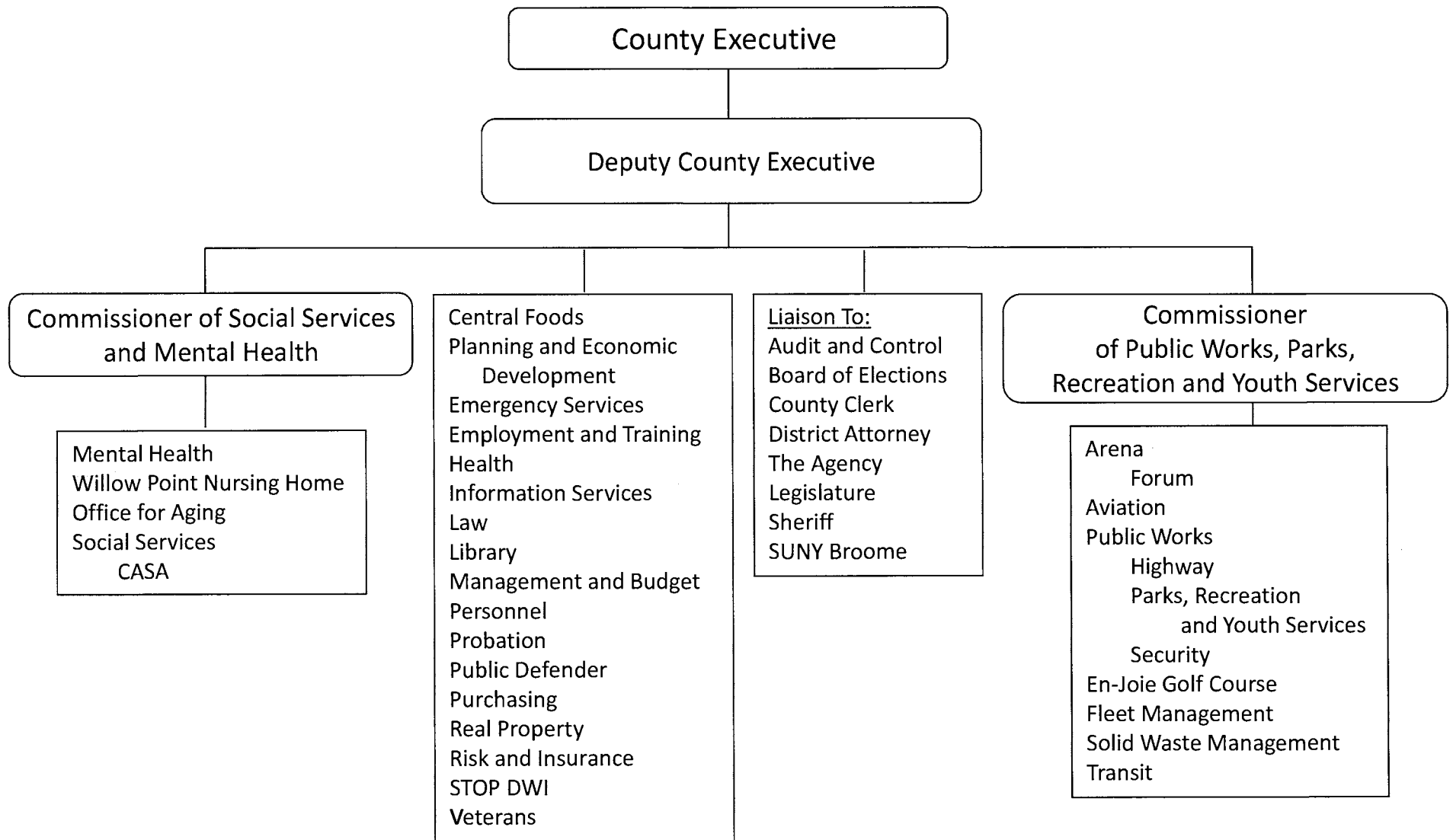
* Elected by peers

BROOME COUNTY GOVERNMENT
 REVENUE AND APPROPRIATION SUMMARY
 BY DEPARTMENT AND DIVISION

FUND: 1010 General Operating
 DEPT: 12000000 Legislative
 DIV: 02 Legislative-Legislature

Account	2015 Actuals	2016 Budget	2016 YTD Actuals As of 08/29/16	2017 Budget Requested	2017 Budget Recommended
0000010 Personnel Service					
6001000 SALARIES FULL-TIME	52,689	54,780	24,573	60,367	60,367
6001001 SALARIES PART-TIME	192,811	195,000	88,724	195,000	195,000
0000010 Personnel Service Totals	245,500	249,780	113,297	255,367	255,367
0000040 Contractual Expenditures					
6004161 TRAVEL HOTEL AND MEALS	0	475	0	600	600
6004162 EDUCATION AND TRAINING	485	375	130	600	600
0000040 Contractual Expenditures Totals	485	850	130	1,200	1,200
0000041 Chargeback Expenses					
6004602 INSURANCE PREMIUM CHARGEBACK	492	449	224	449	449
0000041 Chargeback Expenses Totals	492	449	224	449	449
0000080 Employee Benefits					
6008001 STATE RETIREMENT	26,053	27,649	15,046	32,442	32,442
6008002 SOCIAL SECURITY	17,296	19,109	7,943	19,532	19,532
6008004 WORKERS COMPENSATION	1,551	1,593	797	1,589	1,589
6008006 LIFE INSURANCE	224	240	110	240	240
6008007 HEALTH INSURANCE	48,997	48,683	22,942	55,430	55,430
6008009 RETIREE HEALTH INSURANCE	95,137	96,349	47,568	92,548	92,548
0000080 Employee Benefits Totals	189,258	193,623	94,406	201,781	201,781
Exp Total for Div: 1202	435,735	444,702	208,057	458,797	458,797
Total for Div: 12000000	-435,735	-444,702	-208,057	-458,797	-458,797
Total for Dept: 12000000	-683,878	-704,032	-327,130	-721,805	-721,805

County Executive



County Executive

Mission Statement

To efficiently and effectively manage the operations and budgets (operating, capital and grant) of all County departments, to provide residents with quality services creating a high quality of life in a cost effective manner.

Description

The office and duties of the County Executive are established by Article III, Sections 301-312 of the Broome County Charter adopted November 1968. The County Executive is the Chief Executive Officer and Administrative head of Broome County government. The County Executive is an elected position serving a four-year term.

The County Executive oversees all County departments. She is also responsible for communicating information regarding County services, programs, activities and public policy to County employees, the general public, and local, state and federal elected officials.

The County Executive is responsible for implementing local laws and resolutions as defined in the Broome County Charter and Code. The County Executive supervises and directs the internal organization and administration of all department and other administrative units. In addition, the County Executive appoints members to various County Boards and Commissions.

2017 Objectives

- To work closely with all levels of government, internal departments and community partners to meet challenges posed by current economic conditions. The Executive's Office

will strive to maintain the quality services that residents deserve. All services will continue to be constantly evaluated to ensure they are provided in the most cost effective manner. The administration and department heads are tasked with doing more with less having as little impact to the public as possible.

- To enhance economic development, the Executive's Office will continue to contain property taxes by efficient operations within County Government. These efforts will include, but are not limited to:
 - Continuing enforcement of strict guidelines and accountability for spending by all County departments.
 - Continuing emphasis of increased efficiency of all departments improving performance and reducing expenses.
 - Monitoring all capital projects for completion and quality.
 - Ensuring current and planned projects fit within the current economic model and are sustainable in the near as well as foreseeable future.
 - Continuing to create and promote strategies to make the Greater Binghamton Area a viable place for investment.

2017 Budget Highlights

- A Deputy County Executive position remains unfunded in the 2017 budget.

Executive 05000001

<u>Title of Position</u>	<u>Grade/Unit</u>	As of 7/5/2016			
		<u>2015 Actuals</u>	<u>Current Authorized</u>	<u>2017 Requested</u>	<u>2017 Recommended</u>
<u>Full-Time Positions</u>					
County Executive	Elected	1	1	1	1
Deputy County Executive*	K Admin	2	2	2	2
Executive Asst. to the County Executive	22 Admin	2	2	2	2
Secretary to Deputy County Executive	14 Admin	1	1	1	1
Administrative Asst. to the County Executive	12 Admin	1	1	1	1
Total Full-Time Positions		7	7	7	7
<u>Part-Time Positions</u>					
None					
Total Part-Time Positions		0	0	0	0
Total Positions		7	7	7	7

*One position unfunded since 2015

REPORT:BP032

BROOME COUNTY GOVERNMENT
 REVENUE AND APPROPRIATION SUMMARY BY DEPARTMENT

FUND: 1010 General Operating
 DEPT: 05000000 County Executive

Account	2015 Actuals	2016 Budget	2016 YTD Actuals As of 08/29/16	2017 Budget Requested	2017 Budget Recommended
0000002 Departmental Income					
5000332 INDIRECT COSTS CHARGEBACK	1,527,775	1,697,513	0	1,571,515	1,571,515
5000333 OTHER DEPARTMENTAL CHARGEBACK	3,907	3,907	0	3,907	3,907
5000340 Int Gov'tl Charges - Excess Bu	1,461,938	0	0	0	0
0000002 Departmental Income Total	2,993,620	1,701,420	0	1,575,422	1,575,422
0000007 Misc Interfund Revenues					
5000545 CREDIT CARD REBATES	0	0	31	0	0
0000007 Misc Interfund Revenues Total	0	0	31	0	0
Rev Totals for Dept: 05000000	2,993,620	1,701,420	31	1,575,422	1,575,422
0000010 Personnel Service					
6001000 SALARIES FULL-TIME	349,922	350,243	164,420	364,141	364,141
6001002 SALARIES TEMPORARY	61,684	61,751	27,402	62,301	62,301
0000010 Personnel Service Totals	411,606	411,994	191,822	426,442	426,442
0000040 Contractual Expenditures					
6004010 BOOKS AND SUBSCRIPTIONS	385	420	350	455	455
6004012 OFFICE SUPPLIES	1,305	2,000	1,204	2,000	2,000
6004030 FOOD AND BEVERAGES	516	100	207	500	500
6004055 COMPUTER SOFTWARE AND SUPPLIES	0	500	0	0	0
6004100 POSTAGE AND FREIGHT	0	50	0	50	50
6004137 ADVERTISING AND PROMOTION EXPE	179	400	77	200	200
6004160 MILEAGE AND PARKING-LOCAL	337	0	446	600	600
6004161 TRAVEL HOTEL AND MEALS	491	2,000	968	2,000	2,000
6004162 EDUCATION AND TRAINING	190	400	0	400	400
6004196 COPYING MACHINE RENTALS	914	3,100	1,506	3,100	3,100
0000040 Contractual Expenditures Totals	4,317	8,970	4,758	9,305	9,305
0000041 Chargeback Expenses					

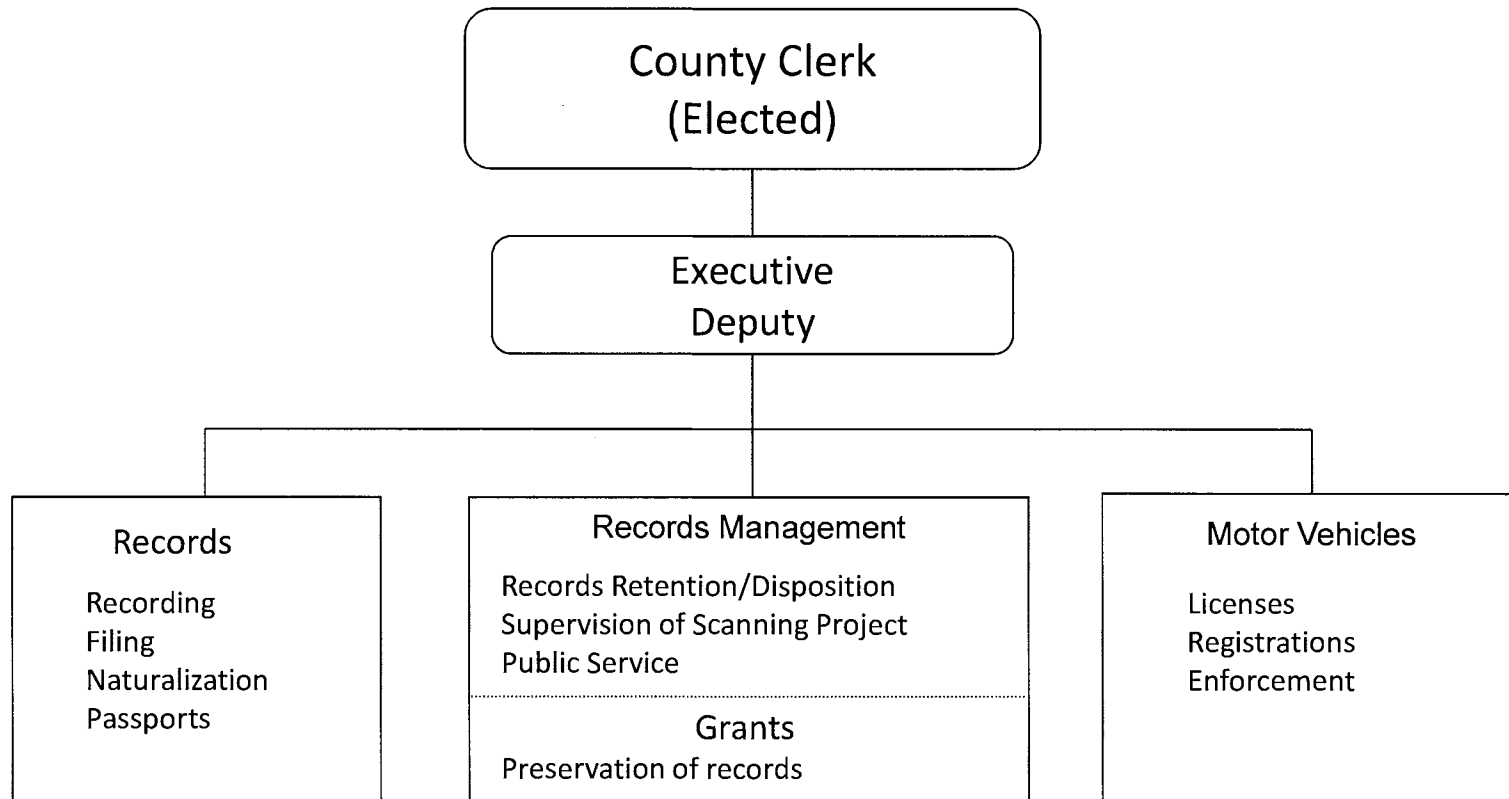
REPORT:BP032

BROOME COUNTY GOVERNMENT
REVENUE AND APPROPRIATION SUMMARY BY DEPARTMENT

FUND: 1010 General Operating
DEPT: 05000000 County Executive

Account	2015 Actuals	2016 Budget	2016 YTD Actuals As of 08/29/16	2017 Budget Requested	2017 Budget Recommended
6004602 INSURANCE PREMIUM CHARGEBACK	387	352	176	355	355
0000041 Chargeback Expenses Totals	387	352	176	355	355
0000060 Principal on Indebtedness					
6006008 PRINCIPAL ON CAPITAL LEASE	1,566	0	0	0	0
0000060 Principal on Indebtedness Totals	1,566	0	0	0	0
0000070 Interest on Indebtedness					
6007005 INTEREST ON CAPITAL LEASE	546	0	0	0	0
0000070 Interest on Indebtedness Totals	546	0	0	0	0
0000080 Employee Benefits					
6008001 STATE RETIREMENT	61,130	63,285	29,955	62,873	62,873
6008002 SOCIAL SECURITY	29,904	31,231	13,967	32,623	32,623
6008004 WORKERS COMPENSATION	2,512	2,189	1,095	2,159	2,159
6008006 LIFE INSURANCE	107	105	52	105	105
6008007 HEALTH INSURANCE	64,072	71,512	26,121	55,116	55,116
6008009 RETIREE HEALTH INSURANCE	99,341	99,303	44,526	83,875	83,875
0000080 Employee Benefits Totals	257,066	267,625	115,716	236,751	236,751
Exp Totals for Dept: 05000000	675,488	688,941	312,472	672,853	672,853
Total for Dept: 05000000	2,318,132	1,012,479	-312,441	902,569	902,569

County Clerk



County Clerk Records

Mission Statement

The County Clerk's Office provides services for the efficient filing and recording of documents as required by the constitution and laws of New York State. Organizational mandates are frequently reviewed for relevance, revision or deletion as appropriate according to New York State statute.

The County Clerk's Office is a multi-service government agency and acts as an agent for federal, state and local government.

Description

The County Clerk is an elected position serving a four-year term. The Clerk is also the Chief Clerk of the Supreme Court and as such has the responsibility of filing both civil and criminal records. This office provides the necessary services for the efficient filing and recording of land record documents, lien filing, acceptance of passport applications and naturalization of citizens as required by the State of New York and the federal government and is only one of a few in New York State offering records for sale over the internet. The office also provides significant operating revenues for certain other County departments such as Court Fines for Stop-DWI; Mortgage Tax for the Office for Aging; and Transfer Tax for the Veterans Services Agency.

2017 Objectives

Our major objective in 2017 is to continue our program of scanning court records with the goal of making them available online within the same search program used for deeds and mortgages. We will continue to promote increased usage of the e-filing program for certain types of court actions and we will continue to use and promote e-recording for deeds and mortgages.

2017 Budget Highlights

- The office revenues will continue to exceed expenses.
- The office will continue to work with the New York State Unified Court System to integrate our respective e-filing systems into a seamless unit.
- The office will work with the Office of Court Administration and the local Bar Association to implement mandatory e-filing of civil actions.
- The office will explore expansion of the e-recording of deeds and mortgages.
- Our office will continue to work with our Records Management division to reduce and eventually eliminate the filing of certain types of paper records as we move toward complete electronic data storage.
- Continue to provide accurate, efficient services to stakeholders (local governments, general public, legal/Courts, and other departments).

County Clerk/Records 04010001

<u>Title of Position</u>	<u>Grade/Unit</u>	2015 <u>Actuals</u>	As of 7/5/2016 Current <u>Authorized</u>	2017 <u>Requested</u>	2017 <u>Recommended</u>
<u>Full-Time Positions</u>					
County Clerk	Elected	1	1	1	1
Executive Deputy County Clerk	C Admin	1	1	1	1
Deputy County Clerk	17 Admin	3	3	3	3
Secretary to the County Clerk	14 Admin	1	1	1	1
Senior Index Clerk	9 CSEA	2	2	2	2
Index Clerk	8 CSEA	4	4	4	4
Total Full-Time Positions		12	12	12	12
<u>Part-Time Positions</u>					
None					
Total Part-Time Positions		0	0	0	0
Total Positions		12	12	12	12

REPORT:BP033

BROOME COUNTY GOVERNMENT
REVENUE AND APPROPRIATION SUMMARY
BY DEPARTMENT AND DIVISION

FUND: 1010 General Operating
DEPT: 04000000 County Clerk
DIV: 01 County Clerk- Records

Account	2015 Actuals	2016 Budget	2016 YTD Actuals As of 08/29/16	2017 Budget Requested	2017 Budget Recommended
04000000 County Clerk					
0000002 Departmental Income					
5000103 CHGS FOR TAX ADV/REDEMPTION EX	0	0	-2	0	0
5000104 CLERK FEES	986,155	900,000	496,637	1,132,500	1,132,500
5000105 XEROX MACHINE	4,950	5,000	1,980	4,500	4,500
5000106 MORTGAGE TAX	407,418	392,763	171,101	396,711	396,711
5000220 REMOTE ACCESS CHARGE	77,321	70,000	24,978	62,000	62,000
5000426 MISCELLANEOUS	4,657	4,200	1,956	4,500	4,500
0000002 Departmental Income Totals	1,480,501	1,371,963	696,650	1,600,211	1,600,211
0000003 Use of Money					
5000451 INTEREST AND EARNINGS	199	140	60	150	150
0000003 Use of Money Totals	199	140	60	150	150
0000006 Sale of Prop and Comp for Loss					
5000518 SALE OF EQUIPMENT	3,507	0	0	0	0
0000006 Sale of Prop and Comp for Loss Totals	3,507	0	0	0	0
0000007 Misc Interfund Revenues					
5000545 CREDIT CARD REBATES	123	0	58	0	0
0000007 Misc Interfund Revenues Totals	123	0	58	0	0
Rev Total for Div: 0401	1,484,330	1,372,103	696,768	1,600,361	1,600,361
0000010 Personnel Service					
6001000 SALARIES FULL-TIME	505,918	533,115	243,450	549,168	549,168
6001003 SALARIES OVERTIME	24	0	0	0	0
0000010 Personnel Service Totals	505,942	533,115	243,450	549,168	549,168
0000040 Contractual Expenditures					

BROOME COUNTY GOVERNMENT
 REVENUE AND APPROPRIATION SUMMARY
 BY DEPARTMENT AND DIVISION

FUND: 1010 General Operating
 DEPT: 04000000 County Clerk
 DIV: 01 County Clerk- Records

Account	2015 Actuals	2016 Budget	2016 YTD Actuals As of 08/29/16	2017 Budget Requested	2017 Budget Recommended
6004010 BOOKS AND SUBSCRIPTIONS	276	260	144	275	275
6004012 OFFICE SUPPLIES	5,730	7,655	1,750	7,500	7,500
6004030 FOOD AND BEVERAGES	253	200	74	300	300
6004041 PHOTOGRAPHIC SUPPLIES	224	225	225	2,005	2,005
6004100 POSTAGE AND FREIGHT	340	645	272	675	675
6004105 DUES AND MEMBERSHIPS	534	534	484	595	595
6004117 BUILDING AND GROUNDS EXPENSES	0	250	0	250	250
6004138 OTHER OPERATIONAL EXPENSES	0	0	0	21,652	21,652
6004160 MILEAGE AND PARKING-LOCAL	308	100	2	100	100
6004161 TRAVEL HOTEL AND MEALS	985	950	350	1,000	1,000
6004192 SOFTWARE MAINTENANCE	59,905	0	0	0	0
6004193 HARDWARE MAINTENANCE	2,436	0	0	0	0
6004195 HARDWARE RENTAL	700	0	0	0	0
6004196 COPYING MACHINE RENTALS	1	3,972	1,996	3,900	3,900
0000040 Contractual Expenditures Totals	71,692	14,791	5,297	38,252	38,252
0000041 Chargeback Expenses					
6004602 INSURANCE PREMIUM CHARGEBACK	1,062	966	483	966	966
6004604 DPW SECURITY CHARGEBACKS	0	10,927	0	10,935	10,935
0000041 Chargeback Expenses Totals	1,062	11,893	483	11,901	11,901
0000060 Principal on Indebtedness					
6006008 PRINCIPAL ON CAPITAL LEASE	2,881	0	0	0	0
0000060 Principal on Indebtedness Totals	2,881	0	0	0	0
0000070 Interest on Indebtedness					
6007005 INTEREST ON CAPITAL LEASE	505	0	0	0	0
0000070 Interest on Indebtedness Totals	505	0	0	0	0
0000080 Employee Benefits					
6008001 STATE RETIREMENT	75,935	82,768	39,081	83,130	83,130
6008002 SOCIAL SECURITY	36,478	40,784	17,529	42,011	42,011
6008004 WORKERS COMPENSATION	4,549	19,657	2,921	22,530	22,530
6008006 LIFE INSURANCE	168	180	88	180	180
6008007 HEALTH INSURANCE	78,289	90,423	37,480	85,966	85,966

REPORT:BP033

BROOME COUNTY GOVERNMENT
REVENUE AND APPROPRIATION SUMMARY
BY DEPARTMENT AND DIVISION

FUND: 1010 General Operating
DEPT: 04000000 County Clerk
DIV: 01 County Clerk- Records

Account	2015 Actuals	2016 Budget	2016 YTD Actuals As of 08/29/16	2017 Budget Requested	2017 Budget Recommended
6008009 RETIREE HEALTH INSURANCE	122,495	127,347	63,052	125,514	125,514
6008010 DISABILITY INSURANCE	382	570	186	523	523
6008013 HEALTH INS - RETIRE INCENTIVE	6,379	0	0	0	0
0000080 Employee Benefits Totals	324,675	361,729	160,337	359,854	359,854
Exp Total for Div: 0401	906,757	921,528	409,567	959,175	959,175
Total for Div: 04000000	577,573	450,575	287,201	641,186	641,186

COUNTY CLERK
Motor Vehicles

Mission Statement

The Broome County Department of Motor Vehicles is a multi-service agency committed to acting as a liaison in fulfilling the legal responsibilities of New York State Department of Motor Vehicles and the Federal government, while serving the residents of Broome County in a courteous and timely manner.

Description

In 2017, the Department of Motor Vehicles will serve the public at two main offices:

(1) 81 Chenango Street, Binghamton

(2) 137 Washington Avenue, Endicott

Our mobile offices in Conklin, Harpursville, Whitney Point and Windsor will remain open.

These offices may be asked to process as many as 700 customers a day, occasionally more!

2017 Objectives

We will be utilizing our website more than in the past in order to educate the public and disseminate information concerning a variety of inquiries.

We continue to strive to serve the public in a courteous and timely manner. With regulations changing continually, we are always

working to keep staff up to date on state and federal regulations in order to provide consistent and accurate information to the public.

2017 Budget Highlights

- We will continue to educate the public with regard to the Enhanced Driver License/Non-Driver ID option.
- Staff will continue to rotate between offices to enhance coverage and consistency.
- Saturday service will be continued, as local demand remains strong.
- Competition from the New York State Department of Motor Vehicles via internet transactions will continue to erode our revenue stream unless a greater sharing of revenues occurs.
- We will continue to work with the New York State Association of County Clerks seeking to pass legislation which would increase our revenue retention allowed by the State of New York.

County Clerk/Motor Vehicles 04020001

<u>Title of Position</u>	<u>Grade/Unit</u>	<u>2015 Actuals</u>	<u>As of 7/5/2016 Current Authorized</u>	<u>2017 Requested</u>	<u>2017 Recommended</u>
<u>Full-Time Positions</u>					
Principal Motor Vehicle Clerk	11 CSEA	1	1	1	1
Senior Motor Vehicle Clerk	9 CSEA	3	3	3	3
Motor Vehicle Clerk	8 CSEA	9	8	8	8
Total Full-Time Positions		13	12	12	12
<u>Part-Time Positions</u>					
Motor Vehicle Clerk	8 CSEA	6	7	7	7
Total Part-Time Positions		6	7	7	7
Total Positions		19	19	19	19

REPORT:BP033

BROOME COUNTY GOVERNMENT
 REVENUE AND APPROPRIATION SUMMARY
 BY DEPARTMENT AND DIVISION

FUND: 1010 General Operating
 DEPT: 04000000 County Clerk
 DIV: 02 County Clerk - Motor Vehicles

Account	2015 Actuals	2016 Budget	2016 YTD Actuals As of 08/29/16	2017 Budget Requested	2017 Budget Recommended
0000002 Departmental Income					
5000107 MOTOR VEHICLE	2,142,493	2,155,000	912,462	2,250,000	2,250,000
5000108 COLLECTION OF SALES TAX	15,110	15,000	5,951	15,100	15,100
0000002 Departmental Income Totals	2,157,603	2,170,000	918,413	2,265,100	2,265,100
0000003 Use of Money					
5000451 INTEREST AND EARNINGS	60	75	28	60	60
0000003 Use of Money Totals	60	75	28	60	60
Rev Total for Div: 0402	2,157,663	2,170,075	918,441	2,265,160	2,265,160
0000010 Personnel Service					
6001000 SALARIES FULL-TIME	447,870	430,650	202,723	428,013	428,013
6001001 SALARIES PART-TIME	86,560	102,002	49,675	100,100	100,100
6001003 SALARIES OVERTIME	6,276	7,761	2,360	7,285	7,285
0000010 Personnel Service Totals	540,706	540,413	254,758	535,398	535,398
0000040 Contractual Expenditures					
6004010 BOOKS AND SUBSCRIPTIONS	773	772	773	772	772
6004012 OFFICE SUPPLIES	2,947	9,045	3,782	5,000	5,000
6004021 BLDG MAINTENANCE SUPPLIES	0	250	0	250	250
6004022 FUEL AND HEATING SUPPLIES	2,479	3,000	0	3,000	3,000
6004023 BLDG AND GROUNDS SUPPLIES	0	700	0	700	700
6004106 GENERAL OFFICE EXPENSES	0	0	0	876	876
6004111 BUILDING AND LAND RENTAL	51,767	51,660	18,000	51,300	51,300
6004113 WATER AND SEWAGE CHARGES	351	0	0	0	0
6004115 ELECTRIC CURRENT	6,917	6,000	1,503	6,000	6,000
6004117 BUILDING AND GROUNDS EXPENSES	721	573	439	1,178	1,178
6004138 OTHER OPERATIONAL EXPENSES	0	0	0	620	620
6004160 MILEAGE AND PARKING-LOCAL	316	250	85	250	250
6004196 COPYING MACHINE RENTALS	577	972	577	0	0
0000040 Contractual Expenditures Totals	66,848	73,222	25,159	69,946	69,946

REPORT:BP033

BROOME COUNTY GOVERNMENT
REVENUE AND APPROPRIATION SUMMARY
BY DEPARTMENT AND DIVISION

FUND: 1010 General Operating

DEPT: 04000000 County Clerk

DIV: 02 County Clerk - Motor Vehicles

Account	2015 Actuals	2016 Budget	2016 YTD Actuals As of 08/29/16	2017 Budget Requested	2017 Budget Recommended
0000041 Chargeback Expenses					
6004602 INSURANCE PREMIUM CHARGEBACK	957	872	436	869	869
6004604 DPW SECURITY CHARGEBACKS	21,571	10,926	5,463	10,936	10,936
6004615 GASOLINE CHARGEBACK	400	1,350	111	675	675
6004616 FLEET SERVICE CHARGEBACK	2,231	1,938	0	2,156	2,156
6004619 BUILDING SERVICE CHARGEBACK	15,005	35,000	4,233	35,000	35,000
0000041 Chargeback Expenses Totals	40,164	50,086	10,243	49,636	49,636
0000080 Employee Benefits					
6008001 STATE RETIREMENT	92,859	98,520	42,934	90,626	90,626
6008002 SOCIAL SECURITY	38,838	40,747	18,342	40,444	40,444
6008004 WORKERS COMPENSATION	16,803	5,842	9,829	6,631	6,631
6008006 LIFE INSURANCE	205	195	102	195	195
6008007 HEALTH INSURANCE	117,776	111,941	49,764	100,771	100,771
6008009 RETIREE HEALTH INSURANCE	106,388	110,220	58,168	132,781	132,781
6008010 DISABILITY INSURANCE	1,072	1,234	501	1,132	1,132
6008011 UNEMPLOYMENT INSURANCE	355	0	2,130	0	0
6008013 HEALTH INS - RETIRE INCENTIVE	5,884	0	0	0	0
0000080 Employee Benefits Totals	380,180	368,699	181,770	372,580	372,580
Exp Total for Div: 0402	1,027,898	1,032,420	471,930	1,027,560	1,027,560
Total for Div: 04000000	1,129,765	1,137,655	446,511	1,237,600	1,237,600

**COUNTY CLERK
Records Management**

Mission Statement

To systematically effect the efficient administration of Broome County records in accordance with relevant regulations, by carefully balancing value, use, security, and cost.

Description

The Records Management Division provides practical guidance and expertise to departments in the following capacities:

- Determine retention and disposition of records.
- Review of requests for records storage.
- Coordinate all scanning projects for each department's records in the storage facility.
- Ensure compliance with New York State and Federal retention guidelines.

The Records Storage Facility is located at 1 N. Floral Ave. Binghamton. The Facility houses all inactive County records,(approximately 12,500 cubic feet), all original reels of microfilm and CDs, all Information Technology computer back-up, as well as some of the records management office equipment. The Records Management office is located in the County office building in the County Clerk's office. The Records Manager travels to the storage facility daily to retrieve and/or return county files as requested from various county departments. In addition to the physical storage of all County records, the Records Manager keeps a database with all records activity for all departments that use the storage facility. This technology allows us to locate and retrieve any document for each department as needed.

This database also keeps track of all retention schedules and allows us to pull hundreds of boxes each year that can legally be destroyed.

2017 Objectives

- Promotion of the Senior Records Clerk to Records Management Officer
- Application is pending for a 2017 Local Government Records Management Improvement Fund grant submitted through Information Technology for Shared Services of several Towns, the City of Binghamton and Broome County Assessors' services.
- Continue to work with Information Technology to implement a multi-year Capital Improvement Project to scan departmental records into an OnBase Document Management.
- Once these records are scanned we will be able to have them legally shredded according to the New York State Archives retention guidelines, eventually becoming a paperless system.

2017 Budget Highlights

For 2017, the Records Management Division will continue to be responsible for the safe storage, retrieval and disposition of records per the New York State Archives Retention schedule.

The Records Manager will continue to review and recommend the most efficient and effective ways to keep our records and will advise all departments during the year of 'best practices.'

County Clerk/Records Center 04030001

<u>Title of Position</u>	<u>Grade/Unit</u>	<u>2015 Actuals</u>	<u>As of 7/5/2016 Current Authorized</u>	<u>2017 Requested</u>	<u>2017 Recommended</u>
<u>Full-Time Positions</u>					
Records Management Officer	18 Admin	0	0	1	1
Senior Records Clerk	9 CSEA	1	1	0	0
Total Full-Time Positions		1	1	1	1
<u>Part-Time Positions</u>					
None					
Total Part-Time Positions		0	0	0	0
Total Positions		1	1	1	1

BROOME COUNTY GOVERNMENT
 REVENUE AND APPROPRIATION SUMMARY
 BY DEPARTMENT AND DIVISION

FUND: 1010 General Operating
 DEPT: 04000000 County Clerk
 DIV: 03 County Clerk- Records Mgmt

Account	2015 Actuals	2016 Budget	2016 YTD Actuals As of 08/29/16	2017 Budget Requested	2017 Budget Recommended
0000010 Personnel Service					
6001000 SALARIES FULL-TIME	36,732	38,305	18,595	44,438	44,438
6001002 SALARIES TEMPORARY	24,772	0	0	0	0
0000010 Personnel Service Totals	61,504	38,305	18,595	44,438	44,438
0000040 Contractual Expenditures					
6004012 OFFICE SUPPLIES	209	300	0	300	300
6004022 FUEL AND HEATING SUPPLIES	9,165	15,000	4,948	15,000	15,000
6004023 BLDG AND GROUNDS SUPPLIES	0	100	0	100	100
6004041 PHOTOGRAPHIC SUPPLIES	551	1,000	0	0	0
6004106 GENERAL OFFICE EXPENSES	590	2,000	345	2,000	2,000
6004113 WATER AND SEWAGE CHARGES	692	200	109	300	300
6004115 ELECTRIC CURRENT	12,519	11,500	7,575	11,500	11,500
6004117 BUILDING AND GROUNDS EXPENSES	1,075	400	672	6,331	6,331
6004160 MILEAGE AND PARKING-LOCAL	501	750	155	500	500
6004193 HARDWARE MAINTENANCE	170	0	0	0	0
6004195 HARDWARE RENTAL	765	0	0	0	0
6004196 COPYING MACHINE RENTALS	1,033	1,100	484	950	950
0000040 Contractual Expenditures Totals	27,270	32,350	14,288	36,981	36,981
0000041 Chargeback Expenses					
6004619 BUILDING SERVICE CHARGEBACK	0	10,000	0	10,000	10,000
0000041 Chargeback Expenses Totals	0	10,000	0	10,000	10,000
0000080 Employee Benefits					
6008001 STATE RETIREMENT	6,641	7,201	3,635	7,885	7,885
6008002 SOCIAL SECURITY	4,545	2,930	1,340	3,393	3,393
6008006 LIFE INSURANCE	15	15	8	15	15
6008007 HEALTH INSURANCE	5,894	6,097	3,048	6,097	6,097
6008009 RETIREE HEALTH INSURANCE	19,571	20,576	10,288	20,577	20,577
6008010 DISABILITY INSURANCE	76	95	39	0	0
6008013 HEALTH INS - RETIRE INCENTIVE	3,292	0	0	0	0
0000080 Employee Benefits Totals	40,034	36,914	18,358	37,967	37,967

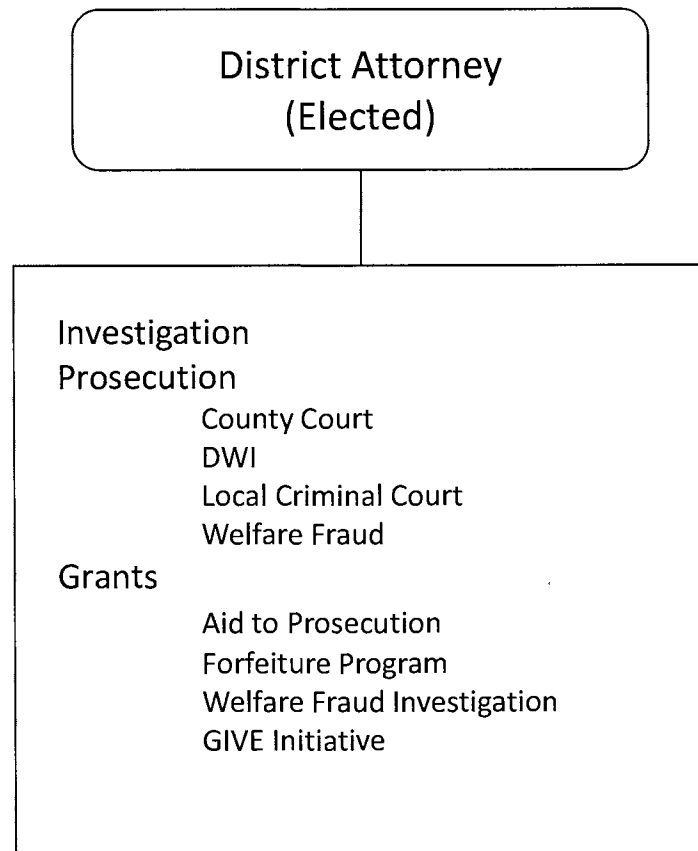
REPORT:BP033

BROOME COUNTY GOVERNMENT
REVENUE AND APPROPRIATION SUMMARY
BY DEPARTMENT AND DIVISION

FUND: 1010 General Operating
DEPT: 04000000 County Clerk
DIV: 03 County Clerk- Records Mgmt

Account	2015 Actuals	2016 Budget	2016 YTD Actuals As of 08/29/16	2017 Budget Requested	2017 Budget Recommended
Exp Total for Div: 0403	128,808	117,569	51,241	129,386	129,386
Total for Div: 04000000	-128,808	-117,569	-51,241	-129,386	-129,386
Total for Dept: 04000000	1,578,530	1,470,661	682,471	1,749,400	1,749,400

District Attorney



District Attorney

Mission Statement

Make Broome County Safe Again.

Description

The District Attorney's Office (DAO) has 18 Assistant District Attorney's (ADA's) that are currently prosecuting 10,000 cases including 1,800 felony cases, 7,100 misdemeanor cases, and 1,100 violations on behalf of the People of the State of New York and Broome County. The DAO also prosecutes more than 20,000 traffic tickets annually.

2017 Objectives – Safer Streets. Brighter Future

Broome County has the highest per capita crime rate in New York State and the fewest number of ADA's to prosecute those offenses. The record crime rate is fueled by the heroin industry which has taken over Broome County.

The DAO is prosecuting 250 felony drug crime cases with only 2 ADA's, 450 felony property crime cases with only 2 ADA's, and 175 special victims cases with only 2 ADA's. There were also 756 reported domestic violence cases last year.

The DAO Welfare Fraud Unit prosecutes all welfare fraud cases and negotiates Disqualification Consent Agreements (DCA's) which resulted in a total cost avoidance of \$9.5M dollars last year. An ADA assigned to this unit, but without funding for that position, that ADA will be reassigned to

property crimes and fraud cases will be handled in court without DCA's.

To restore law and order in Broome County, additional ADA's are needed to increase our effectiveness in punishing crime, deterring crime, and preventing crime. The aggressive prosecution of cases will result in a reduction of crime.

Traffic Diversion Program

The program is on pace to double revenues provided to the towns, villages, and City of Binghamton this year with an additional increase expected in 2017.

This program also funds a grant created in 2016 which pays the salary of an ADA in City Court specializing in drug cases and an investigator for the Violent Crimes Bureau through 2017.

Drug Diversion Programs

For those charged with a crime, we have increased the number of cases diverted to drug court which will prevent future crimes by helping addicts address their addiction issues and avoid jail and a criminal record.

For those *not* charged with a crime, we have placed an average of 1 addict a day into long-term treatment through Operation SAFE which will reduce crime and overdose deaths by getting addicts into treatment and off the street (where they commit crimes to pay for their addiction).

The First Step program provides parents access to free, confidential and reliable drug testing for their children for early detection of addictions.

2017 Budget Highlights

- Hire an additional ADAII to prosecute felony drug crimes.
- Hire an additional ADAII to prosecute welfare fraud cases, or, alternatively, close welfare fraud unit and assign the ADA to the Property Crimes Unit.
- Hire an additional ADAII to prosecute domestic violence cases.
- Add funding for Special Prosecutor fees.

District Attorney 06000001

<u>Title of Position</u>	<u>Grade/Unit</u>	2015 <u>Actuals</u>	As of 7/5/2016 <u>Authorized</u>	2017 <u>Requested</u>	2017 <u>Recommended</u>
<u>Full-Time Positions</u>					
District Attorney	Elected	1	1	1	1
Deputy District Attorney	AT-4	0	0	1	1
Senior Assistant District Attorney	AT-3	5	6	5	5
Assistant District Attorney II	AT-2	6	5	8	5
Assistant District Attorney I	AT-1	4	4	4	4
Chief Investigator - DA	27 Admin	1	1	1	1
Administrative Assistant to the DA	22 Admin	1	1	1	1
Investigator - DA	22 Admin	3	3	3	3
Paralegal	15 Admin	1	1	0	0
Secretary to the DA	14 Admin	0	1	2	2
Secretary	13 CSEA	3	3	3	3
Keyboard Specialist	8 CSEA	5	4	4	4
Total Full-Time Positions		30	30	33	30
<u>Part-Time Positions</u>					
Investigator - DA	22 Admin	0	1	1	1
Total Part-Time Positions		0	1	1	1
Total Positions		30	31	34	31

REPORT:BP032

BROOME COUNTY GOVERNMENT
REVENUE AND APPROPRIATION SUMMARY BY DEPARTMENT

FUND: 1010 General Operating
DEPT: 06000000 District Attorney

Account	2015 Actuals	2016 Budget	2016 YTD Actuals As of 08/29/16	2017 Budget Requested	2017 Budget Recommended
0000002 Departmental Income					
5000245 FEE FOR TRAFFIC DIVERSION	97,750	100,000	100,000	100,000	100,000
5000333 OTHER DEPARTMENTAL CHARGEBACK	34,264	59,000	0	19,500	19,500
5000428 OTHER CHARGES	13,633	20,000	4,276	20,000	20,000
0000002 Departmental Income Total	145,647	179,000	104,276	139,500	139,500
0000006 Sale of Prop and Comp for Loss					
5000518 SALE OF EQUIPMENT	38	0	0	0	0
0000006 Sale of Prop and Comp for Loss Total	38	0	0	0	0
0000007 Misc Interfund Revenues					
5000534 TRANSFER FROM INSURANCE RESERV	2,985	0	912	0	0
5000545 CREDIT CARD REBATES	106	0	38	0	0
5000546 Trust Account Inflows	33,493	0	0	0	0
0000007 Misc Interfund Revenues Total	36,584	0	950	0	0
0000008 State Aid					
5000801 DISTRICT ATTORNEY'S SALARY	72,189	72,189	0	72,189	72,189
0000008 State Aid Total	72,189	72,189	0	72,189	72,189
0000009 Federal Aid					
5000946 FEDERAL AID - OTHER	13,298	12,000	0	0	0
0000009 Federal Aid Total	13,298	12,000	0	0	0
Rev Totals for Dept: 06000000	267,756	263,189	105,226	211,689	211,689
0000010 Personnel Service					
6001000 SALARIES FULL-TIME	1,811,962	1,838,105	875,130	2,106,549	1,912,860
6001001 SALARIES PART-TIME	0	0	7,363	24,685	24,685

REPORT:BP032

BROOME COUNTY GOVERNMENT
REVENUE AND APPROPRIATION SUMMARY BY DEPARTMENT

FUND: 1010 General Operating
DEPT: 06000000 District Attorney

Account	2015 Actuals	2016 Budget	2016 YTD Actuals As of 08/29/16	2017 Budget Requested	2017 Budget Recommended
6001002 SALARIES TEMPORARY	12,265	0	2,452	0	0
0000010 Personnel Service Totals	1,824,227	1,838,105	884,945	2,131,234	1,937,545
0000040 Contractual Expenditures					
6004010 BOOKS AND SUBSCRIPTIONS	25,085	17,000	11,824	28,000	28,000
6004012 OFFICE SUPPLIES	18,484	18,521	5,916	19,000	19,000
6004041 PHOTOGRAPHIC SUPPLIES	0	400	0	0	0
6004046 GAS OIL GREASE AND DIESEL FUEL	84	1,000	0	0	0
6004056 COMPUTER EQUIPMENT (NON CAPITAL)	376	0	0	0	0
6004100 POSTAGE AND FREIGHT	1,504	2,000	354	1,500	1,500
6004105 DUES AND MEMBERSHIPS	2,275	2,275	0	2,275	2,275
6004106 GENERAL OFFICE EXPENSES	7,429	5,500	2,293	8,000	8,000
6004117 BUILDING AND GROUNDS EXPENSES	50	93	0	0	0
6004131 PHOTOGRAPHIC EXPENSES	1,106	1,200	63	1,200	1,200
6004138 OTHER OPERATIONAL EXPENSES	4,174	0	0	0	0
6004139 Trust Account Outflows	26,856	0	0	0	0
6004146 SUBCONTRACTED PROGRAM EXPENSE	8,000	8,000	0	0	0
6004160 MILEAGE AND PARKING-LOCAL	5,605	6,000	910	6,000	6,000
6004161 TRAVEL HOTEL AND MEALS	4,803	9,000	479	3,000	3,000
6004162 EDUCATION AND TRAINING	1,885	3,000	0	0	0
6004164 NON-EMPLOYEE TRAVEL HOTEL & ME	14,981	15,000	7,631	18,000	18,000
6004168 OTHER PERSONNEL EXPENSES	60	200	646	0	0
6004196 COPYING MACHINE RENTALS	7,334	7,300	6,538	7,300	7,300
6004200 PROPERTY LOSS	2,985	0	522	0	0
6004402 LAB SERVICES	0	2,000	50	2,000	2,000
6004535 JUSTICES AND CONSTABLE FEES	-36	0	0	0	0
6004536 WITNESS EXPENSES	6,412	40,000	4,261	50,000	50,000
6004537 INVESTIGATIONS EXPENSES	500	5,000	0	5,000	5,000
6004541 STENOGRAPHIC SERVICES	102,371	75,000	37,581	75,000	75,000
6004542 SPECIAL PROSECUTOR EXPENSE	0	0	46,187	150,000	150,000
0000040 Contractual Expenditures Totals	242,323	218,489	125,255	376,275	376,275
0000041 Chargeback Expenses					
6004602 INSURANCE PREMIUM CHARGEBACK	30,994	32,166	16,083	38,262	38,262
6004615 GASOLINE CHARGEBACK	2,706	3,000	721	3,375	3,375
6004616 FLEET SERVICE CHARGEBACK	8,924	7,752	0	10,781	10,781
6004626 TRANSPORTATION SERVICES CHARGE	6,044	12,186	0	12,360	12,360
0000041 Chargeback Expenses Totals	48,668	55,104	16,804	64,778	64,778

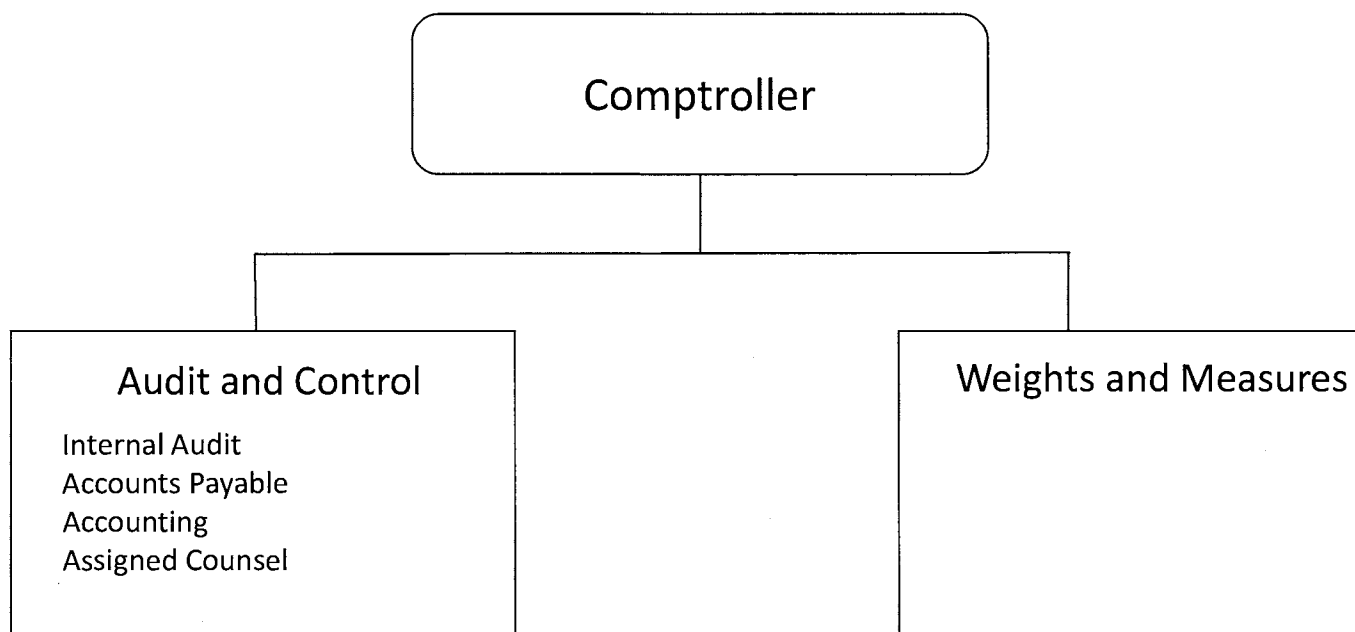
REPORT:BP032

BROOME COUNTY GOVERNMENT
REVENUE AND APPROPRIATION SUMMARY BY DEPARTMENT

FUND: 1010 General Operating
DEPT: 06000000 District Attorney

Account	2015 Actuals	2016 Budget	2016 YTD Actuals As of 08/29/16	2017 Budget Requested	2017 Budget Recommended
0000060 Principal on Indebtedness					
6006008 PRINCIPAL ON CAPITAL LEASE	4,089	0	0	0	0
0000060 Principal on Indebtedness Totals	4,089	0	0	0	0
0000070 Interest on Indebtedness					
6007005 INTEREST ON CAPITAL LEASE	425	0	0	0	0
0000070 Interest on Indebtedness Totals	425	0	0	0	0
0000080 Employee Benefits					
6008001 STATE RETIREMENT	299,273	308,361	147,566	313,424	292,931
6008002 SOCIAL SECURITY	130,338	138,047	64,144	159,019	144,202
6008004 WORKERS COMPENSATION	12,437	20,984	10,492	20,222	20,222
6008006 LIFE INSURANCE	430	450	220	495	450
6008007 HEALTH INSURANCE	304,361	328,680	126,786	285,847	270,670
6008009 RETIREE HEALTH INSURANCE	22,025	22,102	22,241	60,943	60,943
6008010 DISABILITY INSURANCE	558	760	257	609	609
6008013 HEALTH INS - RETIRE INCENTIVE	2,363	0	0	0	0
0000080 Employee Benefits Totals	771,785	819,384	371,706	840,559	790,027
0000090 Transfers					
6009002 TRANSFER TO GRANT FUND	185,999	266,061	80,062	194,459	438,503
0000090 Transfers Totals	185,999	266,061	80,062	194,459	438,503
Exp Totals for Dept: 06000000	3,077,516	3,197,143	1,478,772	3,607,305	3,607,128
Total for Dept: 06000000	-2,809,760	-2,933,954	-1,373,546	-3,395,616	-3,395,439

Audit and Control



Audit and Control

Audit and Control

Mission Statement

To provide professional internal auditing services to the County of Broome, in accordance with applicable professional standards. To help the organization identify and control business risks. To help insure that the County's resources are used in an ethical, effective and efficient manner and that assets are adequately safeguarded. To insure that all County bank accounts are reconciled in a proper and timely manner. To provide the final review and approval of all disbursements of County funds, and to do so in a fair, efficient and expeditious manner. To administer and provide oversight relative to the disbursement of funds for the provision of indigent defense services in Broome County (except in cases where such services are provided directly by the Broome County Public Defender's Office).

Description

The Audit and Control Division of the Department of Audit and Control performs audits of various programs, departments, agencies, etc; reconciles all of the County's bank accounts; pays all of the County's bills and administers the County's assigned counsel program.

2017 Objectives

- Administer control self assessment process with County departments, contract agencies, and libraries.
- Provide instructional materials for departments in accounts payable and internal controls.
- Maintain compliance with continuing education and training standards promulgated by the Comptroller General of the United States.
- Pay all instruments received within one cycle of receipt.
- Reconcile all bank accounts within 30 days of receipt of statement.
- Use internal audit resources to help the County identify and mitigate business risks.

Audit and Control 01010001

<u>Title of Position</u>	<u>Grade/Unit</u>	<u>2015 Actuals</u>	<u>As of 7/5/2016 Current Authorized</u>	<u>2017 Requested</u>	<u>2017 Recommended</u>
<u>Full-Time Positions</u>					
Comptroller	J Admin	1	1	1	1
Secretary to the Comptroller	14 Admin	1	1	1	1
Internal Auditor/Trainee	21/19 CSEA	4	4	4	4
Accountant (County)	16 CSEA	1	1	1	1
Total Full-Time Positions		7	7	7	7
<u>Part-Time Positions</u>					
Secretary	14 Admin	1	1	1	1
Total Part-Time Positions		1	1	1	1
Total Positions		8	8	8	8

REPORT:BP033

BROOME COUNTY GOVERNMENT
 REVENUE AND APPROPRIATION SUMMARY
 BY DEPARTMENT AND DIVISION

FUND: 1010 General Operating
 DEPT: 01000000 Audit and Control
 DIV: 01 Audit & Control

Account	2015 Actuals	2016 Budget	2016 YTD Actuals As of 08/29/16	2017 Budget Requested	2017 Budget Recommended
01000000 Audit and Control					
0000007 Misc Interfund Revenues					
5000545 CREDIT CARD REBATES	25	0	1	0	0
0000007 Misc Interfund Revenues Totals	25	0	1	0	0
Rev Total for Div: 0101	25	0	1	0	0
0000010 Personnel Service					
6001000 SALARIES FULL-TIME	420,153	428,124	185,140	440,471	440,471
6001001 SALARIES PART-TIME	32,924	33,240	14,841	33,735	33,735
0000010 Personnel Service Totals	453,077	461,364	199,981	474,206	474,206
0000040 Contractual Expenditures					
6004010 BOOKS AND SUBSCRIPTIONS	221	400	0	400	400
6004012 OFFICE SUPPLIES	690	1,200	243	1,200	1,200
6004073 SUBSCRIPTIONS	448	0	455	0	0
6004100 POSTAGE AND FREIGHT	0	60	0	60	60
6004105 DUES AND MEMBERSHIPS	2,323	790	1,290	790	790
6004106 GENERAL OFFICE EXPENSES	60	0	0	0	0
6004160 MILEAGE AND PARKING-LOCAL	469	500	234	500	500
6004161 TRAVEL HOTEL AND MEALS	2,845	0	1,287	0	0
6004162 EDUCATION AND TRAINING	2,270	0	480	0	0
6004501 AUDIT FEES	152,750	180,000	142,129	185,000	185,000
6004539 COURT ASSIGNED ATTORNEY-PUBLIC	1,545,182	1,273,392	482,275	1,273,392	1,273,392
6004540 COURT ASSIGNED ATTORNEY-FAMILY	1,072,297	900,000	594,157	900,000	900,000
0000040 Contractual Expenditures Totals	2,779,555	2,356,342	1,222,550	2,361,342	2,361,342
0000041 Chargeback Expenses					
6004602 INSURANCE PREMIUM CHARGEBACK	591	143	72	143	143
0000041 Chargeback Expenses Totals	591	143	72	143	143
0000080 Employee Benefits					

REPORT:BP033

BROOME COUNTY GOVERNMENT
REVENUE AND APPROPRIATION SUMMARY
BY DEPARTMENT AND DIVISION

FUND: 1010 General Operating
DEPT: 01000000 Audit and Control
DIV: 01 Audit & Control

Account	2015 Actuals	2016 Budget	2016 YTD Actuals As of 08/29/16	2017 Budget Requested	2017 Budget Recommended
6008001 STATE RETIREMENT	76,499	73,817	31,802	71,438	71,438
6008002 SOCIAL SECURITY	33,361	35,295	14,656	36,277	36,277
6008004 WORKERS COMPENSATION	2,797	2,334	1,167	3,129	3,129
6008006 LIFE INSURANCE	120	120	58	120	120
6008007 HEALTH INSURANCE	56,167	56,147	25,668	61,492	61,492
6008009 RETIREE HEALTH INSURANCE	58,683	58,643	29,342	58,907	58,907
6008010 DISABILITY INSURANCE	389	475	169	436	436
0000080 Employee Benefits Totals	228,016	226,831	102,862	231,799	231,799
Exp Total for Div: 0101	3,461,239	3,044,680	1,525,465	3,067,490	3,067,490
Total for Div: 01000000	-3,461,214	-3,044,680	-1,525,464	-3,067,490	-3,067,490

Audit and Control Weights and Measures

Mission Statement

To assure a fair and equitable marketplace for both the buyer and the seller by conducting annual inspections and testing of commercially used weighing and measuring devices. To enforce New York State Agriculture & Markets Law Article 16, the New York State Code of Rules and Regulations 1NYCRR – Parts 220 through 224, and apply the procedures set forth by the National Institute of Standards and Technology.

Description

The Division of Weights and Measures inspects and tests the accuracy and proper operation of commercially used weighing and measuring devices, the accuracy of labeled-by-weight packed in store commodities, and the quality of gasoline and diesel fuel, in accordance with the requirements promulgated by the New York State Department of Agriculture & Markets – Bureau of Weights & Measures,

2017 Objectives

- Continue participation in the state's octane testing program
- Continue to investigate and resolve all complaints in a timely manner
- Perform annual safety training review
- Insure that all inspections required by law are done on a timely basis

Audit and Control 01020001
Weights and Measures

<u>Title of Position</u>	<u>Grade/Unit</u>	2015 <u>Actuals</u>	As of 7/7/2016 Current <u>Authorized</u>	2017 <u>Requested</u>	2017 <u>Recommended</u>
<u>Full-Time Positions</u>					
Director of Weights & Measures	21 Admin	1	1	1	1
Weights & Measures Inspector	15 CSEA	1	1	1	1
Total Full-Time Positions		2	2	2	2
<u>Part-Time Positions</u>					
None					
Total Part-Time Positions		0	0	0	0
Total Positions		2	2	2	2

BROOME COUNTY GOVERNMENT
 REVENUE AND APPROPRIATION SUMMARY
 BY DEPARTMENT AND DIVISION

FUND: 1010 General Operating
 DEPT: 01000000 Audit and Control
 DIV: 02 Weights & Measures

Account	2015 Actuals	2016 Budget	2016 YTD Actuals As of 08/29/16	2017 Budget Requested	2017 Budget Recommended
0000002 Departmental Income					
5000118 FEES FOR SERVICES	54,564	55,000	23,376	55,000	55,000
0000002 Departmental Income Totals	54,564	55,000	23,376	55,000	55,000
Rev Total for Div: 0102	54,564	55,000	23,376	55,000	55,000
0000010 Personnel Service					
6001000 SALARIES FULL-TIME	108,500	110,872	50,853	112,740	112,740
0000010 Personnel Service Totals	108,500	110,872	50,853	112,740	112,740
0000040 Contractual Expenditures					
6004048 MISC OPERATIONAL SUPPLIES	1,105	900	312	900	900
6004052 UNIFORMS	0	500	0	500	500
6004054 SAFETY SUPPLIES	71	0	80	0	0
6004105 DUES AND MEMBERSHIPS	206	265	56	265	265
6004138 OTHER OPERATIONAL EXPENSES	-3,761	0	-3,810	0	0
6004162 EDUCATION AND TRAINING	34	62	125	0	0
0000040 Contractual Expenditures Totals	-2,345	1,727	-3,237	1,665	1,665
0000041 Chargeback Expenses					
6004602 INSURANCE PREMIUM CHARGEBACK	68	62	62	62	62
6004615 GASOLINE CHARGEBACK	1,217	2,250	205	1,575	1,575
6004616 FLEET SERVICE CHARGEBACK	4,462	3,876	0	4,313	4,313
0000041 Chargeback Expenses Totals	5,747	6,188	267	5,950	5,950
0000080 Employee Benefits					
6008001 STATE RETIREMENT	19,581	20,844	9,785	20,045	20,045
6008002 SOCIAL SECURITY	7,776	8,842	3,642	8,625	8,625
6008006 LIFE INSURANCE	30	30	15	30	30
6008007 HEALTH INSURANCE	22,851	22,558	10,433	22,558	22,558
6008009 RETIREE HEALTH INSURANCE	34,123	32,923	16,461	32,923	32,923

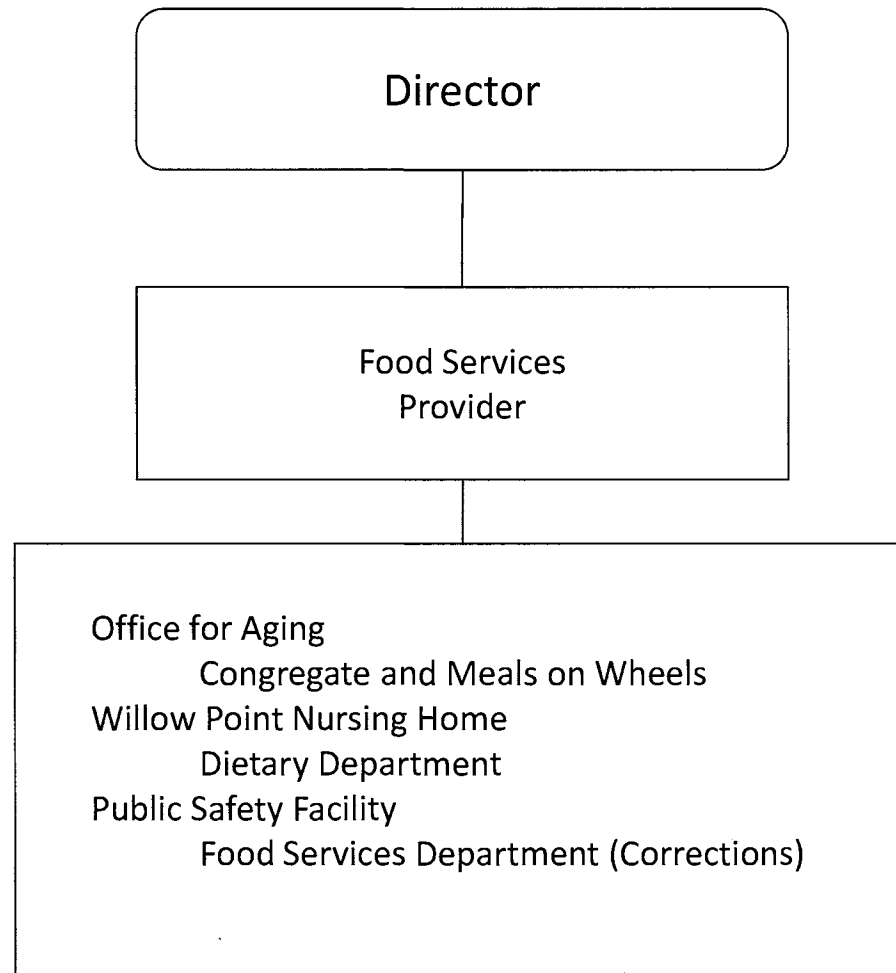
REPORT:BP033

BROOME COUNTY GOVERNMENT
REVENUE AND APPROPRIATION SUMMARY
BY DEPARTMENT AND DIVISION

FUND: 1010 General Operating
DEPT: 01000000 Audit and Control
DIV: 02 Weights & Measures

Account	2015 Actuals	2016 Budget	2016 YTD Actuals As of 08/29/16	2017 Budget Requested	2017 Budget Recommended
6008010 DISABILITY INSURANCE	78	95	36	87	87
0000080 Employee Benefits Totals	84,439	85,292	40,372	84,268	84,268
Exp Total for Div: 0102	196,341	204,079	88,255	204,623	204,623
Total for Div: 01000000	-141,777	-149,079	-64,879	-149,623	-149,623
Total for Dept: 01000000	-3,602,991	-3,193,759	-1,590,343	-3,217,113	-3,217,113

Central Food and Nutrition Services



Central Food and Nutrition Services

Mission Statement

Central Food and Nutrition Services ensures that food services for County operated facilities and programs are in conformance with all applicable codes and regulations as well as meeting internal standards of quality.

Description

The Central Food and Nutrition Services Administrator manages a contract with an outside food services provider to ensure nutritional requirements of the County Public Safety Facility, Nursing Home and Office for Aging programs as well as the Binghamton Housing Authority are met.

2017 Objectives

- Continue to reduce costs and assure high level of user acceptance and satisfaction for the Office for Aging, Willow Point Nursing Facility, and the Public Safety Facility.
- Work with the Office for Aging to continue to refine recipes to reduce the amount of sodium in food provided and continue to provide healthier food options to keep up with the changing needs and guidelines of our aging population.
- Continue to work with the Willow Point Nursing Facility staff and administration to meet the changing needs of the residents for meals, snacks, special functions and hydration status, while monitoring the cost of these programs.
- Continue to work with the Sheriff's Department, the Corrections Administration, and the medical staff to meet the nutritional needs of the inmates within established guidelines.

- Continue to work with the Binghamton Housing Authority to provide meals and snacks to children in the after school gang prevention program.

2017 Budget Highlights

- Continue to refine the food services provided in conjunction with the vendor to maximize nutritional value within acceptable cost limits.

Central Food and Nutrition Services 02010001

<u>Title of Position</u>	<u>Grade/Unit</u>	As of 7/7/2016			
		<u>2015 Actuals</u>	<u>Current Authorized</u>	<u>2017 Requested</u>	<u>2017 Recommended</u>
<u>Full-Time Positions</u>					
Director of Central Food & Nutrition Services	24 Admin	1	1	1	1
Contract Program Coordinator	22 Admin	0	0	0	0
Food Service Director (40)	20 BAPA	1	1	1	1
Dietitian (40)	19 BAPA	2	0	0	0
Senior Food Service Manager	18 BAPA	1	0	0	0
Food Service Manager	14 BAPA	2	0	0	0
Principal Account Clerk	13 CSEA	1	0	0	0
Stores Clerk	10 CSEA	2	0	0	0
Senior Food Service Helper	9 CSEA	3	0	0	0
Cook	8 CSEA	3	0	0	0
Assistant Cook	7 CSEA	1	0	0	0
Food Service Helper	5 CSEA	5	0	0	0
Total Full-Time Positions		22	2	2	2
<u>Part-Time Positions</u>					
Delivery Driver	10 CSEA	6	0	0	0
Assistant Cook	7 CSEA	1	0	0	0
Food Service Helper	5 CSEA	12	0	0	0
Total Part-Time Positions		19	0	0	0
Total Positions		41	2	2	2

REPORT:BP032

BROOME COUNTY GOVERNMENT
REVENUE AND APPROPRIATION SUMMARY BY DEPARTMENT

FUND: 2060 Central Kitchen Operating

DEPT: 02000000 Central Foods

Account	2015 Actuals	2016 Budget	2016 YTD Actuals As of 08/29/16	2017 Budget Requested	2017 Budget Recommended
0000002 Departmental Income					
5000328 CHARGES FOR FOOD SERVICE	4,303,496	4,393,071	1,459,958	5,373,595	5,333,562
0000002 Departmental Income Total	4,303,496	4,393,071	1,459,958	5,373,595	5,333,562
0000003 Use of Money					
5000451 INTEREST AND EARNINGS	80	19	22	100	100
0000003 Use of Money Total	80	19	22	100	100
0000006 Sale of Prop and Comp for Loss					
5000518 SALE OF EQUIPMENT	0	150,000	0	0	0
0000006 Sale of Prop and Comp for Loss Total	0	150,000	0	0	0
0000007 Misc Interfund Revenues					
5000532 PREMIUM & ACCRUED INT ON OBLIG	1,186	0	0	0	0
5000534 TRANSFER FROM INSURANCE RESERV	660	110	110	0	0
5000545 CREDIT CARD REBATES	130	0	28	0	0
5000570 EARNINGS ON TEMPORARY INVESTME	16	0	0	0	0
0000007 Misc Interfund Revenues Total	1,992	110	138	0	0
0000009 Federal Aid					
5000952 ARRA DEBT REIMBURSEMENT	3,902	3,902	1,136	3,924	3,924
0000009 Federal Aid Total	3,902	3,902	1,136	3,924	3,924
Rev Totals for Dept: 02000000	4,309,470	4,547,102	1,461,254	5,377,619	5,337,586
0000010 Personnel Service					
6001000 SALARIES FULL-TIME	835,596	171,591	226,620	136,578	136,578
6001001 SALARIES PART-TIME	315,580	67,878	123,991	0	0
6001002 SALARIES TEMPORARY	43,922	10,794	21,915	0	0

BROOME COUNTY GOVERNMENT
REVENUE AND APPROPRIATION SUMMARY BY DEPARTMENT

FUND: 2060 Central Kitchen Operating
DEPT: 02000000 Central Foods

Account	2015 Actuals	2016 Budget	2016 YTD Actuals As of 08/29/16	2017 Budget Requested	2017 Budget Recommended
6001003 SALARIES OVERTIME	21,806	4,420	5,638	0	0
6001006 OUT OF TITLE PAY	6,648	1,500	0	0	0
6001009 OTHER PERSONNEL SERVICES	5,100	1,275	4,700	0	0
0000010 Personnel Service Totals	1,228,652	257,458	382,864	136,578	136,578
0000040 Contractual Expenditures					
6004012 OFFICE SUPPLIES	1,820	600	262	500	500
6004021 BLDG MAINTENANCE SUPPLIES	0	125	0	0	0
6004022 FUEL AND HEATING SUPPLIES	21,537	11,500	13,961	9,600	9,600
6004030 FOOD AND BEVERAGES	1,791,553	343,853	431,139	0	0
6004031 KITCHEN AND DINING ROOM SUPPLI	175,327	40,691	34,409	20,400	20,400
6004048 MISC OPERATIONAL SUPPLIES	58,622	10,500	13,012	13,000	13,000
6004054 SAFETY SUPPLIES	4,823	1,260	212	0	0
6004055 COMPUTER SOFTWARE AND SUPPLIES	10,000	0	0	0	0
6004105 DUES AND MEMBERSHIPS	362	0	0	0	0
6004113 WATER AND SEWAGE CHARGES	4,430	1,200	1,989	1,980	1,980
6004114 HEATING AND AIR COND PLANT EXP	0	125	0	0	0
6004115 ELECTRIC CURENT	50,185	19,630	22,595	9,600	9,600
6004117 BUILDING AND GROUNDS EXPENSES	16,442	4,866	9,225	3,032	3,032
6004120 KITCHEN & DINING ROOM EXPENSES	50,258	12,578	20,552	12,001	12,001
6004121 LAUNDRY AND DRY CLEANING EXPEN	673	390	0	0	0
6004138 OTHER OPERATIONAL EXPENSES	224	125	0	0	0
6004162 EDUCATION AND TRAINING	126	0	0	0	0
6004192 SOFTWARE MAINTENANCE	12,093	0	0	0	0
6004196 COPYING MACHINE RENTALS	2,044	3,504	1,617	0	0
6004200 PROPERTY LOSS	660	110	110	0	0
6004255 CONTRACTED SERVICES	0	3,428,108	423,577	4,682,433	4,642,400
6004504 OTHER FINANCIAL SERVICES	443	377	113	344	344
0000040 Contractual Expenditures Totals	2,201,622	3,879,542	972,773	4,752,890	4,712,857
0000041 Chargeback Expenses					
6004601 INDIRECT COSTS	118,135	29,534	0	103,730	103,730
6004602 INSURANCE PREMIUM CHARGEBACK	4,139	6,990	3,495	7,887	7,887
6004609 DATA PROCESSING CHARGEBACKS	0	3,071	0	0	0
6004614 OTHER CHARGEBACK EXPENSES	0	0	0	188	188
6004615 GASOLINE CHARGEBACK	12,577	5,400	4,230	0	0
6004616 FLEET SERVICE CHARGEBACK	17,848	3,876	0	0	0
6004619 BUILDING SERVICE CHARGEBACK	35,543	16,250	13,488	0	0

REPORT:BP032

BROOME COUNTY GOVERNMENT
REVENUE AND APPROPRIATION SUMMARY BY DEPARTMENT

FUND: 2060 Central Kitchen Operating
DEPT: 02000000 Central Foods

Account	2015 Actuals	2016 Budget	2016 YTD Actuals As of 08/29/16	2017 Budget Requested	2017 Budget Recommended
0000041 Chargeback Expenses Totals	188,242	65,121	21,213	111,805	111,805
0000042 Depreciation					
6004801 DEPRECIATION - BUILDINGS	64,964	0	0	0	0
6004803 DEPRECIATION - IMPROV O/T BLDG	22,286	0	0	0	0
6004804 DEPRECIATION - MOTOR VEHICLES	14,318	0	0	0	0
6004805 DEPRECIATION - MACHINERY & EQU	9,403	0	0	0	0
0000042 Depreciation Totals	110,971	0	0	0	0
0000060 Principal on Indebtedness					
6006000 PRINCIPAL ON SERIAL BONDS	0	44,434	0	46,521	46,521
6006001 PRINCIPAL ON BANS	0	30,694	0	0	0
0000060 Principal on Indebtedness Totals	0	75,128	0	46,521	46,521
0000070 Interest on Indebtedness					
6007000 INTEREST ON SERIAL BONDS	8,146	19,641	5,940	17,608	17,608
6007001 INTEREST ON BANS	487	798	275	0	0
6007005 INTEREST ON CAPITAL LEASE	428	0	0	0	0
0000070 Interest on Indebtedness Totals	9,061	20,439	6,215	17,608	17,608
0000080 Employee Benefits					
6008001 STATE RETIREMENT	167,738	43,380	58,961	24,312	24,312
6008002 SOCIAL SECURITY	89,758	19,354	27,760	10,467	10,467
6008004 WORKERS COMPENSATION	48,498	18,027	36,055	63,274	63,274
6008006 LIFE INSURANCE	502	146	160	30	30
6008007 HEALTH INSURANCE	221,694	51,333	55,478	6,097	6,097
6008008 OPEB - HEALTH INSURANCE	173,464	0	0	0	0
6008009 RETIREE HEALTH INSURANCE	82,886	82,867	67,039	182,851	182,851
6008010 DISABILITY INSURANCE	2,002	689	577	0	0
6008011 UNEMPLOYMENT INSURANCE	1,175	40,000	7,211	500	500
0000080 Employee Benefits Totals	787,717	255,796	253,241	287,531	287,531
Exp Totals for Dept: 02000000	4,526,265	4,553,484	1,636,306	5,352,933	5,312,900

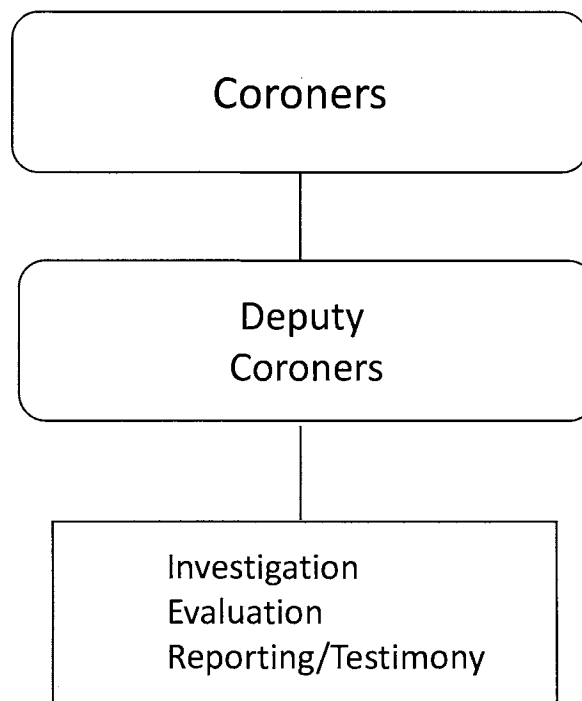
REPORT:BP032

BROOME COUNTY GOVERNMENT
REVENUE AND APPROPRIATION SUMMARY BY DEPARTMENT

FUND: 2060 Central Kitchen Operating
DEPT: 02000000 Central Foods

Account	2015 Actuals	2016 Budget	2016 YTD Actuals As of 08/29/16	2017 Budget Requested	2017 Budget Recommended
Total for Dept: 02000000	-216,795	-6,382	-175,052	24,686	24,686

Coroners



Coroners

Mission Statement

To investigate unattended deaths, suspected homicide, suicide, medical misadventure or disease of public health significance.

Description

This department is responsible for the investigation, recovery and transportation of the bodies of deceased in Broome County to the morgue. This includes all deaths caused by violence or unlawful acts, unusual or unexplained death, death in a public institution other than a hospital or nursing home, and death unattended by a doctor. Pathologists are contracted to perform the autopsies. The County Coroners are duly licensed physicians and provide court testimony concerning the results of their investigations. The Deputy Coroners are duly licensed Nurse Practitioners, who assist the Coroners in the performance of their duties.

Routine administration is done by the Law Department.

2017 Objectives

Maintain current levels of service.

2017 Budget Highlights

Maintained.

Coroner 03000001

<u>Title of Position</u>	<u>Grade/Unit</u>	2015 <u>Actuals</u>	As of 7/5/2016 Current <u>Authorized</u>	2017 <u>Requested</u>	2017 <u>Recommended</u>
<u>Full-Time Positions</u>					
None					
Total Full-Time Positions		0	0	0	0
<u>Part-Time Positions</u>					
Coroner	NA	2	2	2	2
Deputy Coroner	NA	2	2	2	2
Total Part-Time Positions		4	4	4	4
Total Positions		4	4	4	4

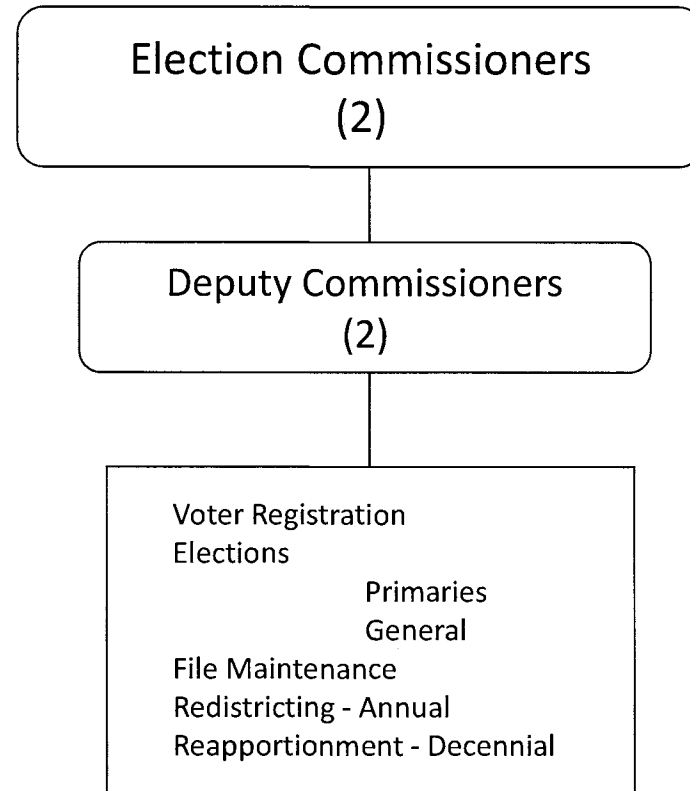
REPORT:BP032

BROOME COUNTY GOVERNMENT
 REVENUE AND APPROPRIATION SUMMARY BY DEPARTMENT

FUND: 1010 General Operating
 DEPT: 03000000 Coroners

Account	2015 Actuals	2016 Budget	2016 YTD Actuals As of 08/29/16	2017 Budget Requested	2017 Budget Recommended
0000010 Personnel Service					
6001001 SALARIES PART-TIME	141,567	148,000	68,615	148,000	148,000
0000010 Personnel Service Totals	141,567	148,000	68,615	148,000	148,000
0000040 Contractual Expenditures					
6004105 DUES AND MEMBERSHIPS	110	200	0	200	200
6004143 TRANSPORTATION SERVICES	69,719	51,000	26,677	55,000	55,000
6004161 TRAVEL HOTEL AND MEALS	575	500	0	500	500
6004162 EDUCATION AND TRAINING	250	500	0	500	500
6004406 MEDICAL AND HOSPITAL SERVICES	343,281	240,000	69,308	275,000	275,000
0000040 Contractual Expenditures Totals	413,935	292,200	95,985	331,200	331,200
0000080 Employee Benefits					
6008001 STATE RETIREMENT	20,235	21,756	10,398	20,986	20,986
6008002 SOCIAL SECURITY	10,830	11,322	5,249	11,322	11,322
6008004 WORKERS COMPENSATION	554	441	221	763	763
0000080 Employee Benefits Totals	31,619	33,519	15,868	33,071	33,071
Exp Totals for Dept: 03000000	587,121	473,719	180,468	512,271	512,271
Total for Dept: 03000000	-587,121	-473,719	-180,468	-512,271	-512,271

Elections



Elections

Mission Statement

To insure that all eligible County citizens are offered an opportunity to register and vote; to maintain a complete and accurate voter file of all the registered voters in Broome County; to ensure that the integrity of the balloting process is maintained throughout Broome County; to enforce all provisions of the New York State Election Law; to institute all federal and state HAVA guidelines; to further efforts in reaching the public through our website, BroomeVotes.com, and through social media outlets such as Facebook and Twitter.

Description

The Board of Elections is responsible for the honest and efficient operation of all national, state, and local elections in Broome County. The Board is established pursuant to Section §3-200 of the New York State Election Law.

2017 Objectives

Our objective this year is to continue utilizing technology in an effort to reduce paper. We will also continue to educate our staff and technicians so that we remain up to date with the many mandatory changes the state makes. We are also looking to work with the community to broaden our voter outreach with the BroomeVotes website, Facebook and Twitter as well as our Inspector Coordinators to enlist and retain Inspectors. We will be trying new ideas such as lapel pins and five year certificates to encourage Inspector longevity.

2017 Budget Highlights

Many of the line reductions reflect fewer elections in 2017.

Elections 07000001

<u>Title of Position</u>	<u>Grade/Unit</u>	2015 <u>Actuals</u>	As of 7/5/2016 Current <u>Authorized</u>	2017 <u>Requested</u>	2017 <u>Recommended</u>
<u>Full-Time Positions</u>					
Deputy Commissioner of Elections	C Admin	2	2	2	2
Election Technology Coordinator	22 Admin	2	2	2	2
Election Data Specialist	14 CSEA	2	2	2	2
Total Full-Time Positions		6	6	6	6
<u>Part-Time Positions</u>					
Marketing Coordinator	22 Admin	2	2	0	0
Voter Services Specialist	6 CSEA	2	2	2	2
Commissioner of Elections	NA	2	2	2	2
Total Part-Time Positions		6	6	4	4
Total Positions		12	12	10	10

REPORT:BP032

BROOME COUNTY GOVERNMENT
REVENUE AND APPROPRIATION SUMMARY BY DEPARTMENT

FUND: 1010 General Operating
DEPT: 07000000 Elections

Account	2015 Actuals	2016 Budget	2016 YTD Actuals As of 08/29/16	2017 Budget Requested	2017 Budget Recommended
0000002 Departmental Income					
5000179 CHARGES FOR SERVICES	428,118	511,567	511,567	511,567	511,567
5000426 MISCELLANEOUS	1	0	0	0	0
0000002 Departmental Income Total	428,119	511,567	511,567	511,567	511,567
0000007 Misc Interfund Revenues					
5000534 TRANSFER FROM INSURANCE RESERV	691	0	0	0	0
5000545 CREDIT CARD REBATES	7	0	21	0	0
0000007 Misc Interfund Revenues Total	698	0	21	0	0
0000009 Federal Aid					
5000901 FEDERAL AID - OTHER	1,629	0	0	0	0
0000009 Federal Aid Total	1,629	0	0	0	0
Rev Totals for Dept: 07000000	430,446	511,567	511,588	511,567	511,567
0000010 Personnel Service					
6001000 SALARIES FULL-TIME	318,603	319,101	144,407	320,646	320,646
6001001 SALARIES PART-TIME	56,938	114,274	33,955	88,269	88,269
6001002 SALARIES TEMPORARY	133,800	175,800	79,998	160,000	160,000
6001003 SALARIES OVERTIME	1,649	5,000	1,293	2,500	2,500
0000010 Personnel Service Totals	510,990	614,175	259,653	571,415	571,415
0000040 Contractual Expenditures					
6004010 BOOKS AND SUBSCRIPTIONS	0	500	0	500	500
6004011 DUPLICATING AND PRINTING RM SU	12,112	123,213	57,605	92,000	92,000
6004012 OFFICE SUPPLIES	4,615	7,500	1,649	5,000	5,000
6004023 BLDG AND GROUNDS SUPPLIES	139	500	157	500	500
6004055 COMPUTER SOFTWARE AND SUPPLIES	3,138	0	0	0	0
6004056 COMPUTER EQUIPMENT(NON CAPITAL	588	2,893	2,394	0	0
6004100 POSTAGE AND FREIGHT	15,976	53,203	15,133	25,000	25,000

REPORT:BP032

BROOME COUNTY GOVERNMENT
REVENUE AND APPROPRIATION SUMMARY BY DEPARTMENT

FUND: 1010 General Operating
DEPT: 07000000 Elections

Account	2015 Actuals	2016 Budget	2016 YTD Actuals As of 08/29/16	2017 Budget Requested	2017 Budget Recommended
6004105 DUES AND MEMBERSHIPS	260	210	0	260	260
6004106 GENERAL OFFICE EXPENSES	52,080	52,080	52,080	0	0
6004117 BUILDING AND GROUNDS EXPENSES	0	1,000	150	1,000	1,000
6004137 ADVERTISING AND PROMOTION EXPE	4,782	10,000	1,540	6,000	6,000
6004138 OTHER OPERATIONAL EXPENSES	203,947	347,947	108,357	239,745	239,745
6004160 MILEAGE AND PARKING-LOCAL	4,129	7,500	2,619	5,000	5,000
6004161 TRAVEL HOTEL AND MEALS	2,457	5,000	745	5,000	5,000
6004162 EDUCATION AND TRAINING	150	4,000	1,286	5,000	5,000
6004192 SOFTWARE MAINTENANCE	61,350	0	9,000	0	0
6004196 COPYING MACHINE RENTALS	1,466	3,000	1,206	3,000	3,000
6004200 PROPERTY LOSS	691	0	0	0	0
0000040 Contractual Expenditures Totals	367,880	618,546	253,921	388,005	388,005
0000041 Chargeback Expenses					
6004602 INSURANCE PREMIUM CHARGEBACK	761	740	370	1,547	1,547
6004609 DATA PROCESSING CHARGEBACKS	0	101,550	0	34,080	34,080
6004615 GASOLINE CHARGEBACK	79	150	0	113	113
6004616 FLEET SERVICE CHARGEBACK	2,231	1,938	0	2,157	2,157
0000041 Chargeback Expenses Totals	3,071	104,378	370	37,897	37,897
0000060 Principal on Indebtedness					
6006008 PRINCIPAL ON CAPITAL LEASE	1,349	0	0	0	0
0000060 Principal on Indebtedness Totals	1,349	0	0	0	0
0000070 Interest on Indebtedness					
6007005 INTEREST ON CAPITAL LEASE	163	0	0	0	0
0000070 Interest on Indebtedness Totals	163	0	0	0	0
0000080 Employee Benefits					
6008001 STATE RETIREMENT	56,868	69,750	26,281	50,967	50,967
6008002 SOCIAL SECURITY	38,125	46,985	19,017	29,263	29,263
6008004 WORKERS COMPENSATION	7,155	24,206	12,103	38,126	38,126
6008006 LIFE INSURANCE	173	180	94	180	180
6008007 HEALTH INSURANCE	38,757	44,189	24,968	45,029	45,029
6008009 RETIREE HEALTH INSURANCE	45,752	43,192	18,951	38,068	38,068

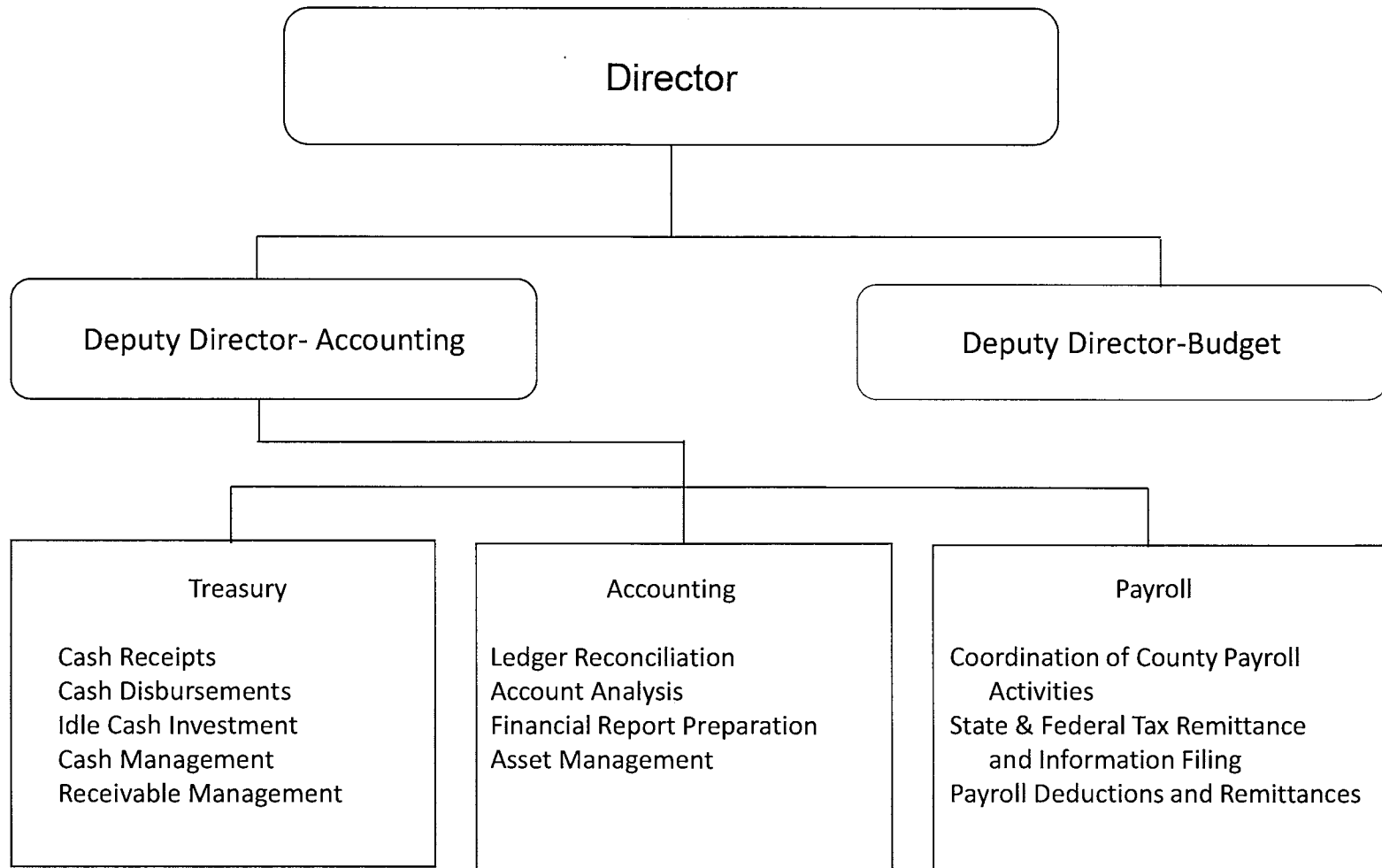
REPORT:BP032

BROOME COUNTY GOVERNMENT
REVENUE AND APPROPRIATION SUMMARY BY DEPARTMENT

FUND: 1010 General Operating
DEPT: 07000000 Elections

Account	2015 Actuals	2016 Budget	2016 YTD Actuals As of 08/29/16	2017 Budget Requested	2017 Budget Recommended
6008010 DISABILITY INSURANCE	230	380	134	348	348
6008011 UNEMPLOYMENT INSURANCE	185	0	159	0	0
0000080 Employee Benefits Totals	187,245	228,882	101,707	201,981	201,981
Exp Totals for Dept: 07000000	1,070,698	1,565,981	615,651	1,199,298	1,199,298
Total for Dept: 07000000	-640,252	-1,054,414	-104,063	-687,731	-687,731

Office of Management and Budget



Office of Management and Budget

Mission Statement

The Office of Management and Budget (OMB) was established by Local Law 9 of 2010 amending Article V of the Broome County Charter. The previous Departments of Finance and Budget and Research were combined to form this office in 2011. The Director of the Office of Management and Budget is Chief Fiscal Officer of the County. The accurate and complete accounting and reporting of County financial operations in conformance with current governmental Generally Accepted Accounting Principles (GAAP) is a core departmental function. The Director of Office of Management and Budget as County Treasurer, receives County funds and invests idle cash to maximize return. The department prepares and manages the County's operating, capital, and grant budgets, and coordinates the biweekly employee payroll process and prepares necessary state and federal tax and employment information filings. Tax receivable account maintenance is a core responsibility.

Description

Two deputies serve under the Director of Office of Management and Budget. There are the Deputy Director-Accounting and Deputy Director-Budget.

The Deputy Director-Accounting oversees the following:

Town and County real property tax warrants and bills are prepared annually. Information used in their preparation is gathered from various sources. Legislative resolutions are drafted and submitted for approval to the Broome County Legislature.

Certain agreements between local businesses and the Broome County Industrial Development Agency (The Agency) establish payments in lieu of taxes (PILOT) to be paid by the businesses. The County also

bills for and collects city payments in lieu of taxes. The Office of Management and Budget computes the charge based on agreements and prepares billings.

Town tax collectors' warrants expire in April and school and village warrants expire in November. Upon expiration of the warrants, the County becomes the receiver of taxes. Amounts of unpaid school and village taxes are returned annually to the County. These amounts are remitted to the school districts and villages the following April.

This office also receives and records state and federal reimbursement for grant-in-aid and capital programs, departmental income transmittals, sales tax transmittals, mortgage tax transmittals, and proceeds from the issuance of debt.

Sales tax is received from New York State and distributed to local municipalities quarterly. Mortgage tax is received from the Office of the County Clerk and distributed to local municipalities semi-annually. Mortgage tax reports are completed and filed with New York State.

The department maintains County bank accounts using a pooled cash approach to cash management where amounts are not legally required to be segregated. The amount of cash which is not invested is minimized. Earnings are maximized within legally defined investment alternatives.

The Office of Management and Budget maintains the County accounting ledger and prepares the County's financial reports. The Comprehensive Annual Financial Report (CAFR) and the State Comptroller's Annual Update Document (AUD) are prepared in accordance with Generally Accepted Accounting Principles. The department works extensively with external auditors and prepares revised reports as necessary.

Occupancy tax forms are mailed quarterly pursuant to Local Tax Law. Receipts are made with delinquencies pursued with the assistance of the County Attorney's Office.

Sales tax forms for taxes collected by the County are prepared monthly and uploaded via New York State Department of Taxation and Finance website.

The department coordinates the County's payroll function. This includes various reconciliations and software maintenance. Quarterly and annual payroll reports, including W-2s, are prepared and filed with New York State, the Internal Revenue Services and the Social Security Administration.

The department is responsible for the management of all County fixed assets, excluding Willow Point Nursing Home.

Debt is issued by the Office of Management and Budget based on cash needs for County capital programs. An Offering Statement is prepared and distributed to capital markets to obtain the best interest rate. Computations to determine arbitrage earnings are performed and mandatory filings are completed and submitted to the federal government.

The Deputy Director-Budget oversees the following:

This position assists the Director with the County Executive's preparation and control of the County's operating, capital, and grant budgets. The County Executive also recommends the Community College budget for adoption to the Legislature. Enforcing strict spending guidelines for County departments, and closely monitoring capital projects to ensure timely completion is a responsibility of this position.

The Director is also the Secretary/Treasurer of the Broome Tobacco Asset Corporation, maintaining the financial records and preparing the Corporation's financial reports.

While many revenue accounts presented in the department's budget require varying levels of administrative responsibilities, only administrative fees and tax search certificate fees directly underwrite the department's activities.

2017 Objectives

- Preparation of the County's Comprehensive Annual Financial Report, federally required Single Audit report, state required DOT Single Audit Report, and Landfill Financial Assurance Plan
- Preparation of the annual State Comptroller financial report
- Maintenance of the financial records and reports of the Broome Tobacco Asset Securitization Corporation
- Continued training and cross-training of financial personnel both internal and external to the department
- Continued review and documentation of processes
- Issuance of debt as necessary, emphasis on capital project management
- Maximizing earnings on County funds
- Upgrade the County's financial system to meet the County financial information reporting needs
- Continue to push for improved efficiencies in all departments to improve performance and reduce expenses including providing services to assist departments with financial functioning.

2017 Budget Highlights

- Continue to strive toward being the County's financial center of competency and a resource to all County departments and/or offices including assisting several departments directly with the financial operations in those departments.

Office of Management and Budget 45010001

<u>Title of Position</u>	<u>Grade/Unit</u>	2015 <u>Actuals</u>	As of 7/5/16 <u>Current Authorized</u>	2017 <u>Requested</u>	2017 <u>Recommended</u>
<u>Full-Time Positions</u>					
Director of the Office of Management and Budget	K Admin	1	1	1	1
Deputy Director of OMB - Accounting	G Admin	1	1	1	1
Deputy Director of OMB - Budget	F Admin	1	1	1	1
Treasury Manager	23 BAPA	1	1	1	1
Senior Financial Analyst	21 BAPA	1	1	1	1
Treasury Associate	19 BAPA	1	1	1	1
Payroll Supervisor	18 BAPA	0	0	1	1
Payroll Supervisor	19 CSEA	1	1	0	0
Financial Analyst	19 CSEA	3	3	3	3
Treasury Clerk	14 CSEA	3	3	3	3
Principal Account Clerk *	13 CSEA	1	1	2	2
Total Full-Time Positions		14	14	15	15
<u>Part-Time Positions</u>					
None					
Total Part-Time Positions		0	0	0	0
Total Positions		14	14	15	15

*One position unfunded in 2016 funding restored in 2017

*One position transferred from Public Works,Parks,Recreation & Youth Services in 2017

REPORT:BP032

BROOME COUNTY GOVERNMENT
REVENUE AND APPROPRIATION SUMMARY BY DEPARTMENT

FUND: 1010 General Operating

DEPT: 45000000 Office of Management & Budget

Account	2015 Actuals	2016 Budget	2016 YTD Actuals As of 08/29/16	2017 Budget Requested	2017 Budget Recommended
0000001 Tax Items					
5000001 REAL PROPERTY TAXES	70,210,034	71,464,775	71,430,838	72,017,173	72,017,173
5000003 PAYMENT IN LIEU OF TAXES	957,105	800,000	881,786	1,044,550	1,044,550
5000004 INTEREST & PENAL-REAL PROP TAX	3,786,211	4,400,000	3,095,144	4,000,000	4,000,000
5000010 SALES AND USE TAX	119,187,000	78,443,388	26,686,053	79,098,585	79,098,585
5000013 CCA TAX	0	850,000	0	0	0
0000001 Tax Items Total	194,140,350	155,958,163	102,093,821	156,160,308	156,160,308
0000002 Departmental Income					
5000101 PUBLIC ADMINISTRATOR FEES	23,891	10,000	0	10,000	10,000
5000102 COMMISSIONER OF FINANCE	99,644	80,000	38,094	80,000	80,000
5000188 COMMUNITY COLLEGE CAPITAL COST	483,325	400,000	251,011	500,000	500,000
5000327 FINANCE DEPT CHARGEBACKS	891	0	0	0	0
5000426 MISCELLANEOUS	108,657	0	7,533	0	0
5000430 CASH/OVER SHORT	3	0	0	0	0
5000431 MISCELLANEOUS	-20	0	228	0	0
0000002 Departmental Income Total	716,391	490,000	296,866	590,000	590,000
0000003 Use of Money					
5000451 INTEREST AND EARNINGS	14,506	15,000	15,376	20,000	20,000
0000003 Use of Money Total	14,506	15,000	15,376	20,000	20,000
0000005 Fines and Forfeitures					
5000490 FINES & FORFEITED BAIL	10,480	0	-10,000	0	0
5000493 HANDICAPPED PARKING SURCHARGE	-11,839	0	0	0	0
0000005 Fines and Forfeitures Total	-1,359	0	-10,000	0	0
0000007 Misc Interfund Revenues					
5000530 REFUNDS OF PRIOR YEARS EXPENDI	52,816	0	50,350	50,000	50,000
5000550 OTB - DISTRIBUTED EARNINGS	97,825	96,000	36,131	96,000	96,000
0000007 Misc Interfund Revenues Total	150,641	96,000	86,481	146,000	146,000
0000008 State Aid					

REPORT:BP032

BROOME COUNTY GOVERNMENT
REVENUE AND APPROPRIATION SUMMARY BY DEPARTMENT

FUND: 1010 General Operating
DEPT: 45000000 Office of Management & Budget

Account	2015 Actuals	2016 Budget	2016 YTD Actuals As of 08/29/16	2017 Budget Requested	2017 Budget Recommended
5000887 COMPASSIONATE CARE ACT	0	0	47	0	0
5000888 COMMERCIAL GAMING LICENSE FEES	0	0	3,433,970	2,000,000	2,000,000
0000008 State Aid Total	0	0	3,434,017	2,000,000	2,000,000
Rev Totals for Dept: 45000000	195,020,529	156,559,163	105,916,561	158,916,308	158,916,308
0000010 Personnel Service					
6001000 SALARIES FULL-TIME	750,157	761,095	337,229	849,381	849,381
6001002 SALARIES TEMPORARY	3,334	0	0	0	0
0000010 Personnel Service Totals	753,491	761,095	337,229	849,381	849,381
0000040 Contractual Expenditures					
6004012 OFFICE SUPPLIES	3,051	3,500	842	3,500	3,500
6004100 POSTAGE AND FREIGHT	138	100	108	100	100
6004105 DUES AND MEMBERSHIPS	720	750	720	750	750
6004106 GENERAL OFFICE EXPENSES	3,136	350	310	350	350
6004193 HARDWARE MAINTENANCE	75	0	0	0	0
6004196 COPYING MACHINE RENTALS	1,988	2,050	986	2,000	2,000
6004538 LEGAL CHARGES AND FEES	22	300	0	300	300
6004598 SALES TAX DISTRIBUTION	42,799,403	0	0	0	0
0000040 Contractual Expenditures Totals	42,808,533	7,050	2,966	7,000	7,000
0000041 Chargeback Expenses					
6004602 INSURANCE PREMIUM CHARGEBACK	437	398	199	397	397
0000041 Chargeback Expenses Totals	437	398	199	397	397
0000080 Employee Benefits					
6008001 STATE RETIREMENT	121,698	128,535	58,424	143,224	143,224
6008002 SOCIAL SECURITY	55,034	58,197	24,563	64,977	64,977
6008004 WORKERS COMPENSATION	3,961	3,938	1,969	3,874	3,874
6008006 LIFE INSURANCE	196	195	94	225	225

REPORT:BP032

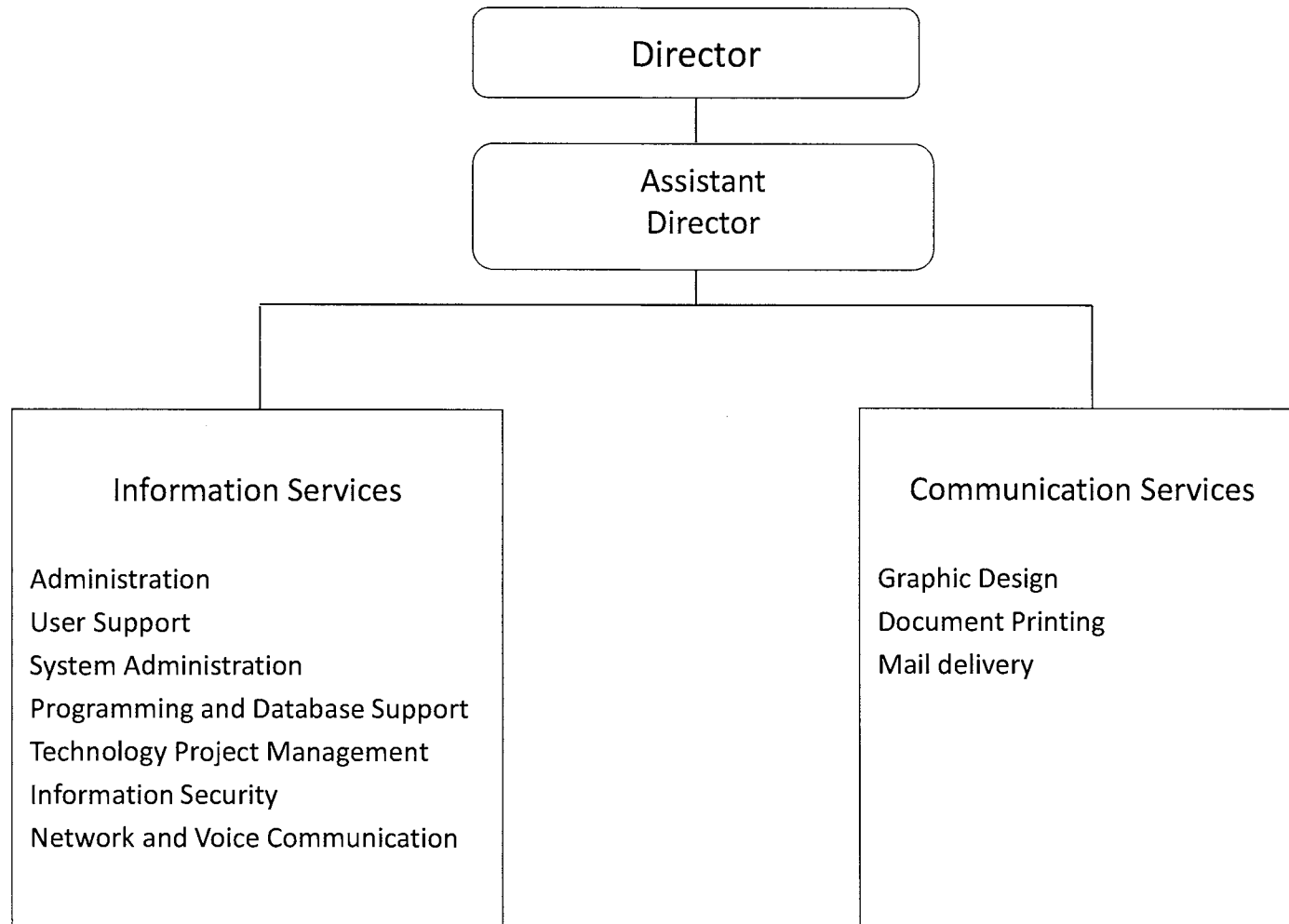
BROOME COUNTY GOVERNMENT
REVENUE AND APPROPRIATION SUMMARY BY DEPARTMENT

FUND: 1010 General Operating

DEPT: 45000000 Office of Management & Budget

Account	2015 Actuals	2016 Budget	2016 YTD Actuals As of 08/29/16	2017 Budget Requested	2017 Budget Recommended
6008007 HEALTH INSURANCE	98,371	115,682	43,522	117,048	117,048
6008009 RETIREE HEALTH INSURANCE	28,758	24,655	13,318	26,620	26,620
6008010 DISABILITY INSURANCE	503	665	236	783	783
6008011 UNEMPLOYMENT INSURANCE	2,940	0	0	0	0
0000080 Employee Benefits Totals	311,461	331,867	142,126	356,751	356,751
Exp Totals for Dept: 45000000	43,873,922	1,100,410	482,520	1,213,529	1,213,529
Total for Dept: 45000000	151,146,607	155,458,753	105,434,041	157,702,779	157,702,779

Information Technology



Information Technology

Mission Statement

Our mission is to deliver Information Technology, Printing, Graphic, and Mail Services to all County departments designated agencies and various non-profit organizations in a cost-effective, efficient, and professional manner. We strive to build and maintain a secure, reliable, highly available, efficient and flexible infrastructure.

Description

The Division of Information Technology is comprised of two main sections: Information Services (Data, Voice and Video Services) and Communications Services (printing, graphics and mail services areas).

Information Services:

The Computer Center is comprised of five groups: Administration, Customer Support, Systems Support, Network Support and Programming.

Administration provides overall direction, general administrative, budget related processes, and clerical support for the entire division.

Customer Support staff provides computer user support during regular business hours for all systems and are on-call 24 by 7 supporting critical safety systems. The staff purchases, configures and deploys all new desktop, laptop and mobile equipment and peripherals.

System Support staff supports all server and security equipment county-wide. Resolves problems, maintains existing equipment and installs new servers, appliances, network storage, etc. They prepare specifications for all computer equipment and software, orders-receives-tests-installs new servers, network storage, spam filters, web filters, etc. The staff also plans all enhancements in equipment, as well as assists the Programming staff with related matters.

The Programming staff supports and maintains HR, Payroll and Financial systems as well as any custom programming and develops new custom computer programs, performs problem resolutions, conducts feasibility studies, researches new solutions and software packages, and develops user documentation and training materials for new programs.

Communication Services:

This division is responsible for providing services such as graphic design, offset and digital printing, color and black/white photocopying, and mail services to all County departments, designated agencies, non-profit organizations, schools, and local governments.

Network Support This division is responsible for the design, development, implementation and maintenance of Broome County's network, voice, video, and unified communication systems. They design and manage the network infrastructure including routers, switches, firewalls, VPN connections.

They also maintain all data communication lines and wireless data connections between county facilities and many municipalities and non-profit groups. Including, but not limited to hosting and supporting public safety systems used by over 105 other counties, towns and municipalities across the state.

2017 Objectives

Provide a modern technology infrastructure that is secure, sustainable, highly available and resilient by replacing old technology with enterprise level solutions that can be shared among county departments and offer that same infrastructure to local towns and villages where possible as shared services.

Evaluate existing systems and standardize on as few platforms as is possible.

Virtualize servers and desktops wherever possible as a means of providing flexibility and reduced costs by sharing resources.

Continue to update the county network to provide the resiliency and bandwidth needed for the continually expanding data needs in a secure and responsible fashion.

2017 Budget Highlights

Reduce expensive maintenance on older equipment by replacing aging hardware with new and more energy efficient models. Consolidate network appliances where possible to reduce the amount of equipment needing support.

Deploy technology solutions at an enterprise level to limit the number of similar systems needing support and deliver technology to all departments that will aid them in streamlining their everyday processes.

<u>Title of Position</u>	<u>Grade/Unit</u>	As of			
		2015 Actuals	7/5/2016 Current Authorized	2017 Requested	2017 Recommended
<u>Full-Time Positions</u>					
Director of Information Services	I Admin	1	1	1	1
Assistant Director of Information Technology	H Admin	1	1	1	1
Systems Programmer II	26 BAPA	1	1	1	1
Systems Administrator	26 BAPA	1	1	1	1
Telecommunications Manager***	25 BAPA	0	1	1	1
Business Analyst	25 BAPA	0	0	1	1
Data Base Analyst	24 BAPA	1	1	1	1
Computer Programmer Analyst	23 BAPA	3	3	2	2
Project Coordinator	23 BAPA	1	1	1	1
Information Security Analyst	22 BAPA	1	0	0	0
Network Specialist	22 BAPA	3	4	4	4
Computer Technician Coordinator	20 BAPA	1	1	1	1
Telecommunications Technician****	20 CSEA	0	1	1	1
Senior Computer Hardware Technician	18 CSEA	1	1	1	1
Data Communications Technician	18 CSEA	1	1	1	1
Computer Hardware Tech *	16 CSEA	4	4	3	3
Senior Computer Operator	16 CSEA	2	2	2	2
Customer Support Representative **	14 CSEA	1	0	0	0
Secretary	13 CSEA	1	1	1	1
IT Contract Coordinator	13 CSEA	0	0	1	1
Senior Account Clerk	9 CSEA	1	1	0	0
Total Full-Time Positions		25	26	25	25
<u>Part-Time Positions</u>					
Computer Operations Supervisor	20 BAPA	1	1	1	1
Total Part-Time Positions		1	1	1	1
Total Positions		26	27	26	26

* Two positions unfunded since 2014 One abolished in 2017

** Unfunded since 2014 abolished in 2016

*** Position transferred from Telecommunications (10030001) in 2016

**** Position transferred from Telecommunications (10030001) in 2016

BROOME COUNTY GOVERNMENT
 REVENUE AND APPROPRIATION SUMMARY
 BY DEPARTMENT AND DIVISION

FUND: 1010 General Operating
 DEPT: 10000000 Information Technology
 DIV: 02 IT-Information Services

Account	2015 Actuals	2016 Budget	2016 YTD Actuals As of 08/29/16	2017 Budget Requested	2017 Budget Recommended
0000002 Departmental Income					
5000111 TELEPHONE CHGS - OUTSIDE USERS	0	33,526	4,768	10,204	10,204
5000305 DATA PROCESSING SERVICES	1,509,283	1,989,335	0	2,005,760	2,005,760
5000315 TELEPHONE CHGS - COUNTY OWNED	0	253,637	79,362	300,893	300,893
5000426 MISCELLANEOUS	13,044	34,127	450	34,127	34,127
0000002 Departmental Income Totals	1,522,327	2,310,625	84,580	2,350,984	2,350,984
0000003 Use of Money					
5000451 INTEREST AND EARNINGS	21	0	0	0	0
0000003 Use of Money Totals	21	0	0	0	0
0000007 Misc Interfund Revenues					
5000530 REFUNDS OF PRIOR YEARS EXPENDI	4,402	0	0	0	0
5000545 CREDIT CARD REBATES	453	0	253	0	0
0000007 Misc Interfund Revenues Totals	4,855	0	253	0	0
Rev Total for Div: 1002	1,527,203	2,310,625	84,833	2,350,984	2,350,984
0000010 Personnel Service					
6001000 SALARIES FULL-TIME	1,276,300	1,523,471	699,030	1,575,786	1,575,786
6001001 SALARIES PART-TIME	29,657	32,829	14,626	33,600	33,600
6001002 SALARIES TEMPORARY	45,959	9,750	7,543	10,000	10,000
6001003 SALARIES OVERTIME	343	500	266	500	500
6001008 STAND-BY PAY	7,300	7,300	3,420	7,300	7,300
0000010 Personnel Service Totals	1,359,559	1,573,850	724,885	1,627,186	1,627,186
0000020 Equipment and Capital Outlay					
6002503 COMPUTER EQUIPMENT	68,620	80,000	153,530	110,000	110,000
0000020 Equipment and Capital Outlay Totals	68,620	80,000	153,530	110,000	110,000

REPORT:BP033

BROOME COUNTY GOVERNMENT
REVENUE AND APPROPRIATION SUMMARY
BY DEPARTMENT AND DIVISION

FUND: 1010 General Operating
DEPT: 10000000 Information Technology
DIV: 02 IT-Information Services

Account	2015 Actuals	2016 Budget	2016 YTD Actuals As of 08/29/16	2017 Budget Requested	2017 Budget Recommended
0000040 Contractual Expenditures					
6004010 BOOKS AND SUBSCRIPTIONS	34	1,200	0	1,200	1,200
6004012 OFFICE SUPPLIES	9,264	1,000	703	1,000	1,000
6004048 MISC OPERATIONAL SUPPLIES	15,545	14,910	3,676	14,910	14,910
6004055 COMPUTER SOFTWARE AND SUPPLIES	451,795	610,200	548,479	606,019	606,019
6004056 COMPUTER EQUIPMENT(NON CAPITAL)	169,717	244,050	138,442	243,703	243,703
6004082 COMPUTER CENTER SUPPLIES	29,326	11,712	33,064	25,052	25,052
6004100 POSTAGE AND FREIGHT	45	1,200	22	1,200	1,200
6004101 TELEPHONE	0	64,800	5,271	64,800	64,800
6004102 TELEPHONE EQUIPMENT	1,127	268,600	161,548	381,480	381,480
6004103 TELEPHONE LOCAL CALLS	0	10,000	4,656	10,000	10,000
6004104 TELEPHONE LONG DISTANCE	0	7,200	5,040	11,500	11,500
6004105 DUES AND MEMBERSHIPS	100	200	0	200	200
6004137 ADVERTISING AND PROMOTION EXPE	28	900	0	500	500
6004138 OTHER OPERATIONAL EXPENSES	3,475	180	332	180	180
6004160 MILEAGE AND PARKING-LOCAL	0	800	0	800	800
6004161 TRAVEL HOTEL AND MEALS	869	5,560	100	5,560	5,560
6004162 EDUCATION AND TRAINING	13,206	33,615	13,209	33,615	33,615
6004168 OTHER PERSONNEL EXPENSES	75	150	75	150	150
6004169 DAY TRIP MEAL REIMBURSEMENT	46	1,930	0	1,930	1,930
6004192 SOFTWARE MAINTENANCE	578,090	1,123,063	643,693	1,269,138	1,269,138
6004193 HARDWARE MAINTENANCE	197,727	317,032	132,762	340,456	340,456
6004194 SOFTWARE RENTAL	0	29,600	0	29,600	29,600
6004195 HARDWARE RENTAL	26	118,634	96,082	16,200	16,200
6004196 COPYING MACHINE RENTALS	1,636	1,672	974	2,000	2,000
6004505 CONTRACTED DATA PROCESSING SER	45,115	40,538	60,488	40,138	40,138
6004573 OTHER FEES FOR SERVICES	81,961	104,000	58,121	104,000	104,000
0000040 Contractual Expenditures Totals	1,599,207	3,012,746	1,906,737	3,205,331	3,205,331
0000041 Chargeback Expenses					
6004602 INSURANCE PREMIUM CHARGEBACK	1,294	1,613	806	1,098	1,098
6004610 PERSONNEL SERVICES CHARGEBACKS	0	82,777	0	91,967	91,967
6004615 GASOLINE CHARGEBACK	1,270	3,390	356	2,475	2,475
6004616 FLEET SERVICE CHARGEBACK	4,462	7,752	0	8,625	8,625
0000041 Chargeback Expenses Totals	7,026	95,532	1,162	104,165	104,165
0000060 Principal on Indebtedness					

REPORT:BP033

BROOME COUNTY GOVERNMENT
 REVENUE AND APPROPRIATION SUMMARY
 BY DEPARTMENT AND DIVISION

FUND: 1010 General Operating
 DEPT: 10000000 Information Technology
 DIV: 02 IT-Information Services

Account	2015 Actuals	2016 Budget	2016 YTD Actuals As of 08/29/16	2017 Budget Requested	2017 Budget Recommended
6006008 PRINCIPAL ON CAPITAL LEASE	25,591	0	0	0	0
0000060 Principal on Indebtedness Totals	25,591	0	0	0	0
0000070 Interest on Indebtedness					
6007005 INTEREST ON CAPITAL LEASE	78	0	0	0	0
0000070 Interest on Indebtedness Totals	78	0	0	0	0
0000080 Employee Benefits					
6008001 STATE RETIREMENT	206,656	250,467	116,728	247,214	247,214
6008002 SOCIAL SECURITY	99,429	119,653	52,999	122,916	122,916
6008004 WORKERS COMPENSATION	11,897	16,832	8,479	17,030	17,030
6008006 LIFE INSURANCE	312	360	178	390	390
6008007 HEALTH INSURANCE	182,575	235,285	92,042	198,925	198,925
6008009 RETIREE HEALTH INSURANCE	160,656	166,988	84,009	167,970	167,970
6008010 DISABILITY INSURANCE	616	855	312	783	783
6008013 HEALTH INS - RETIRE INCENTIVE	7,362	0	0	0	0
0000080 Employee Benefits Totals	669,503	790,440	354,747	755,228	755,228
0000090 Transfers					
6009002 TRANSFER TO GRANT FUND	61,005	0	0	0	0
0000090 Transfers Totals	61,005	0	0	0	0
Exp Total for Div: 1002	3,790,589	5,552,568	3,141,061	5,801,910	5,801,910
Total for Div: 10000000	-2,263,386	-3,241,943	-3,056,228	-3,450,926	-3,450,926

Communication Services

Mission Statement

To deliver printing, graphic and mail services to all county departments, and other designated agencies, in a cost saving, timely and professional manner, while using the latest technology set by the industry standards.

Description

The Communications Division consists of three main functions: graphic design, printing and mail services. The design service uses a variety of software such as InDesign, Illustrator, Photoshop and FreeHand to create a variety of customer driven requests. The printing service consists of a full color copier, a high speed-high volume-black and white copier, one offset printing press, one digital envelop printer and a variety of bindery equipment, along with advanced printing software. The mail service offers pick-up and delivery, sorting and mail processing for all county departments, while using procedures to defray the cost of rising postage.

2017 Objectives

Continue to provide cost saving services to all county departments and organizations while maintaining the highest quality, along with a quick turnaround time, confidentiality and convenience, while keeping our operating costs down.

Continue to explore new revenue outlets in local government and non-profit organizations in Broome and surrounding Counties.

2017 Budget Highlights

Implementing a new volume based chargeback to departments for mail services, which will result in a more equitable cost across the board for these services.

To maintain a balanced budget while advancing toward the use of digital printing technology, reducing the need for printing chemicals while still providing the highest quality and fastest service of print products.

Information Technology 10010001
 Communication Services

As of
 7/5/2016

<u>Title of Position</u>	<u>Grade/Unit</u>	2015 <u>Actuals</u>	Current <u>Authorized</u>	2017 <u>Requested</u>	2017 <u>Recommended</u>
<u>Full-Time Positions</u>					
Graphic Technician	20 CSEA	1	1	1	1
Senior Offset Duplicating Machine Operator	12 CSEA	1	1	1	1
Offset Duplicating Machine Operator	11 CSEA	1	1	1	1
Courier	9 CSEA	2	2	2	2
Total Full-Time Positions		5	5	5	5
<u>Part-Time Positions</u>					
Offset Duplicating Machine Operator	11 CSEA	1	1	1	1
Total Part-Time Positions		1	1	1	1
Total Positions		6	6	6	6

REPORT:BP033

BROOME COUNTY GOVERNMENT
REVENUE AND APPROPRIATION SUMMARY
BY DEPARTMENT AND DIVISION

FUND: 1010 General Operating
DEPT: 10000000 Information Technology
DIV: 01 IT-Communication Services

Account	2015 Actuals	2016 Budget	2016 YTD Actuals As of 08/29/16	2017 Budget Requested	2017 Budget Recommended
10000000 Information Technology					
0000002 Departmental Income					
5000189 OTHER LOCAL GOVERNMENTS	101,730	99,149	37,403	99,149	99,149
5000307 CENTRAL SERVICES CHARGES	203,456	255,904	106,100	252,151	252,151
5000317 PRINTING CHARGEBACKS	92,071	81,879	32,464	94,267	94,267
5000333 OTHER DEPARTMENTAL CHARGEBACK	5,628	4,998	2,565	5,373	5,373
5000426 MISCELLANEOUS	19,361	5,772	4,337	5,772	5,772
0000002 Departmental Income Totals	422,246	447,702	182,869	456,712	456,712
Rev Total for Div: 1001	422,246	447,702	182,869	456,712	456,712
0000010 Personnel Service					
6001000 SALARIES FULL-TIME	215,972	219,007	96,660	224,507	224,507
6001001 SALARIES PART-TIME	15,220	15,575	7,520	20,097	20,097
6001002 SALARIES TEMPORARY	1,416	0	0	0	0
0000010 Personnel Service Totals	232,608	234,582	104,180	244,604	244,604
0000040 Contractual Expenditures					
6004010 BOOKS AND SUBSCRIPTIONS	1,499	1,400	1,999	1,500	1,500
6004011 DUPLICATING AND PRINTING RM SU	10,187	15,000	4,704	15,000	15,000
6004012 OFFICE SUPPLIES	43,699	38,500	17,274	43,800	43,800
6004055 COMPUTER SOFTWARE AND SUPPLIES	1,336	0	0	0	0
6004100 POSTAGE AND FREIGHT	450,231	478,000	221,770	478,000	478,000
6004106 GENERAL OFFICE EXPENSES	1,315	1,100	180	1,100	1,100
6004192 SOFTWARE MAINTENANCE	1,050	0	0	0	0
6004195 HARDWARE RENTAL	-2,497	9,500	2,370	12,000	12,000
6004196 COPYING MACHINE RENTALS	22,495	60,600	23,282	63,600	63,600
0000040 Contractual Expenditures Totals	529,315	604,100	271,579	615,000	615,000
0000041 Chargeback Expenses					
6004602 INSURANCE PREMIUM CHARGEBACK	337	372	186	253	253
6004615 GASOLINE CHARGEBACK	630	1,200	89	900	900
6004616 FLEET SERVICE CHARGEBACK	2,231	1,938	0	2,156	2,156

REPORT:BP033

BROOME COUNTY GOVERNMENT
 REVENUE AND APPROPRIATION SUMMARY
 BY DEPARTMENT AND DIVISION

FUND: 1010 General Operating
 DEPT: 10000000 Information Technology
 DIV: 01 IT-Communication Services

Account	2015 Actuals	2016 Budget	2016 YTD Actuals As of 08/29/16	2017 Budget Requested	2017 Budget Recommended
0000041 Chargeback Expenses Totals	3,198	3,510	275	3,309	3,309
0000060 Principal on Indebtedness					
6006008 PRINCIPAL ON CAPITAL LEASE	39,026	0	0	0	0
0000060 Principal on Indebtedness Totals	39,026	0	0	0	0
0000070 Interest on Indebtedness					
6007005 INTEREST ON CAPITAL LEASE	5,052	0	0	0	0
0000070 Interest on Indebtedness Totals	5,052	0	0	0	0
0000080 Employee Benefits					
6008001 STATE RETIREMENT	36,487	38,448	17,243	37,340	37,340
6008002 SOCIAL SECURITY	16,988	17,945	7,641	17,175	17,175
6008004 WORKERS COMPENSATION	3,104	4,040	1,957	4,087	4,087
6008006 LIFE INSURANCE	75	75	36	75	75
6008007 HEALTH INSURANCE	28,611	29,323	13,241	29,323	29,323
6008009 RETIREE HEALTH INSURANCE	49,334	54,311	19,621	39,193	39,193
6008010 DISABILITY INSURANCE	347	475	177	435	435
6008013 HEALTH INS - RETIRE INCENTIVE	1,219	0	0	0	0
0000080 Employee Benefits Totals	136,165	144,617	59,916	127,628	127,628
Exp Total for Div: 1001	945,364	986,809	435,950	990,541	990,541
Total for Div: 10000000	-523,118	-539,107	-253,081	-533,829	-533,829

Information Technology 10030001
Telecommunications

<u>Title of Position</u>	<u>Grade/Unit</u>	2015	As of	2017	2017
		<u>Actuals</u>	7/5/2016	<u>Requested</u>	<u>Recommended</u>
			<u>Current</u>		
			<u>Authorized</u>		
<u>Full-Time Positions</u>					
Telecommunications Manager*	25 BAPA	1	0	0	0
Telecommunications Technician**	20 CSEA	1	0	0	0
Total Full-Time Positions		2	0	0	0
<u>Part-Time Positions</u>					
None					
Total Part-Time Positions		0	0	0	0
Total Positions		2	0	0	0

*Position transferred to Information Technology (10020001) in 2016

**Position transferred to Information Technology (10020001) in 2016

BROOME COUNTY GOVERNMENT
 REVENUE AND APPROPRIATION SUMMARY
 BY DEPARTMENT AND DIVISION

FUND: 1010 General Operating
 DEPT: 10000000 Information Technology
 DIV: 03 IT-Telecommunications

Account	2015 Actuals	2016 Budget	2016 YTD Actuals As of 08/29/16	2017 Budget Requested	2017 Budget Recommended
0000002 Departmental Income					
5000111 TELEPHONE CHGS - OUTSIDE USERS	17,822	0	0	0	0
5000315 TELEPHONE CHGS - COUNTY OWNED	276,997	0	0	0	0
0000002 Departmental Income Totals	294,819	0	0	0	0
Rev Total for Div: 1003	294,819	0	0	0	0
0000010 Personnel Service					
6001000 SALARIES FULL-TIME	130,382	0	0	0	0
0000010 Personnel Service Totals	130,382	0	0	0	0
0000040 Contractual Expenditures					
6004012 OFFICE SUPPLIES	50	0	0	0	0
6004055 COMPUTER SOFTWARE AND SUPPLIES	40,664	0	0	0	0
6004101 TELEPHONE	64,183	0	0	0	0
6004102 TELEPHONE EQUIPMENT	278,528	0	0	0	0
6004103 TELEPHONE LOCAL CALLS	11,740	0	0	0	0
6004104 TELEPHONE LONG DISTANCE	11,377	0	0	0	0
6004138 OTHER OPERATIONAL EXPENSES	749	0	0	0	0
6004192 SOFTWARE MAINTENANCE	45,766	0	0	0	0
6004195 HARDWARE RENTAL	-1,118	0	0	0	0
0000040 Contractual Expenditures Totals	451,939	0	0	0	0
0000041 Chargeback Expenses					
6004602 INSURANCE PREMIUM CHARGEBACK	113	0	0	0	0
6004615 GASOLINE CHARGEBACK	295	0	0	0	0
6004616 FLEET SERVICE CHARGEBACK	4,462	0	0	0	0
0000041 Chargeback Expenses Totals	4,870	0	0	0	0
0000060 Principal on Indebtedness					
6006008 PRINCIPAL ON CAPITAL LEASE	93,717	0	0	0	0

REPORT:BP033

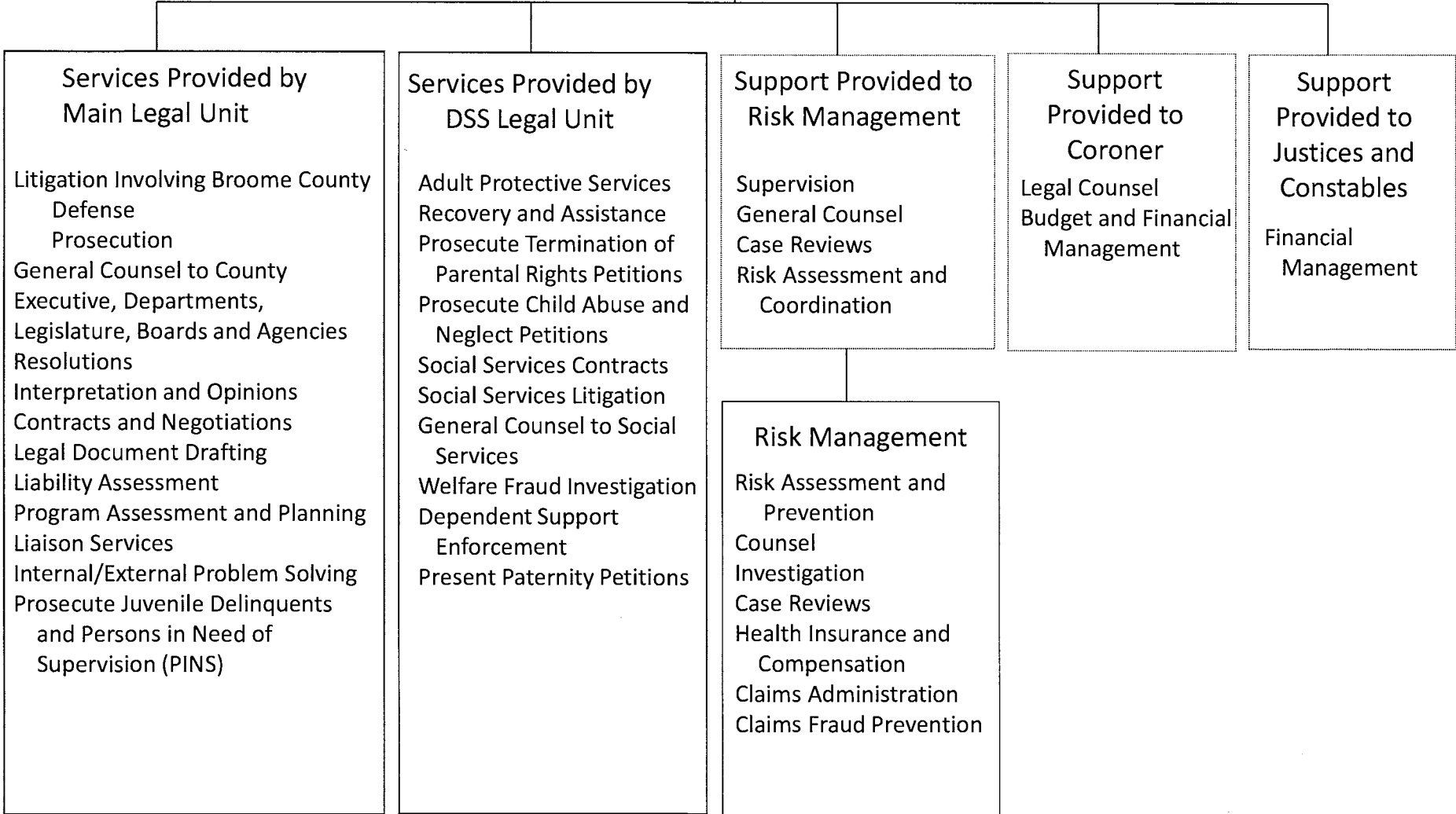
BROOME COUNTY GOVERNMENT
REVENUE AND APPROPRIATION SUMMARY
BY DEPARTMENT AND DIVISION

FUND: 1010 General Operating
DEPT: 10000000 Information Technology
DIV: 03 IT-Telecommunications

Account	2015 Actuals	2016 Budget	2016 YTD Actuals As of 08/29/16	2017 Budget Requested	2017 Budget Recommended
0000060 Principal on Indebtedness Totals	93,717	0	0	0	0
0000070 Interest on Indebtedness					
6007005 INTEREST ON CAPITAL LEASE	2,365	0	0	0	0
0000070 Interest on Indebtedness Totals	2,365	0	0	0	0
0000080 Employee Benefits					
6008001 STATE RETIREMENT	19,588	0	0	0	0
6008002 SOCIAL SECURITY	9,454	0	0	0	0
6008004 WORKERS COMPENSATION	1,035	0	0	0	0
6008006 LIFE INSURANCE	30	0	0	0	0
6008007 HEALTH INSURANCE	21,592	0	0	0	0
6008010 DISABILITY INSURANCE	78	0	0	0	0
0000080 Employee Benefits Totals	51,777	0	0	0	0
Exp Total for Div: 1003	735,050	0	0	0	0
Total for Div: 10000000	-440,231	0	0	0	0
Total for Dept: 10000000	-3,226,735	-3,781,050	-3,309,309	-3,984,755	-3,984,755

Law Department

County Attorney



**Law
County Attorney**

Mission Statement

To legally protect and indemnify all Broome County Government in its deliberations and actions by providing effective legal representation and advice for the entire County, including the County Executive, the Legislature, all County departments and various boards.

Description

- Draft resolutions, local laws, contracts, and other documents at the request of all Broome County departments, boards, officers and employees.
- Defend the County of Broome, its officers and employees in all civil actions commenced against them in all local, state, and federal courts and to initiate litigation on behalf of the County to recover money and property due the County.
- Assist County departments in resolving disputes with outside vendors, contractors, and landlords to avoid litigation when possible.
- Represent and advise the Broome County Legislature, The Board of Acquisition and Contract, the Public Library, Broome Community College, the Arena Board and other County legislative and advisory boards.
- Prosecute in the name of the County and in the name of the state, children who either break the law or are in need of supervision.
- Prosecute health code violations and illegal dumping cases.
- Represent the County in all administrative hearings and reviews at the local, state, and federal level.
- Represent the Director of Office of Management and Budget in her capacity as Public Administrator of decedent's estates.
- Provide formal and informal legal advice to all departments, etc.

- Assist the Department of Risk and Insurance in mitigating legal risks faced by the County.

2017 Objectives

- Continue our policy of vigorously defending the County and settling litigation only when it is clearly indicated to be in the best interest of the County to do so.
- Continue to Assist County Administration and Legislature in County's economic development initiatives.
- Assist County Administration and Legislature in continuing to deliver services to County residents.
- Assist County Administration and Legislature in reviewing and revising, when necessary, the Broome County Charter, local laws and resolutions.
- Continue to work with the Department of Social Services, Probation and Youth Bureau in managing placement and other services for minors in our community.

2017 Budget Highlights

- Maintained current level of services to County departments.

Law 11010001

<u>Title of Position</u>	<u>Grade/Unit</u>	2015 <u>Actuals</u>	As of 7/5/2016 Current <u>Authorized</u>	2017 <u>Requested</u>	2017 <u>Recommended</u>
<u>Full-Time Positions</u>					
County Attorney	AT-6	1	1	1	1
Chief Assistant County Attorney	AT-4	1	1	1	1
Senior Assistant County Attorney	AT-3	1	1	1	1
Assistant County Attorney II	AT-2	2	2	2	2
Assistant County Attorney	AT-1	1	1	1	1
Office Manager	16 Admin	1	1	1	1
Paralegal	15 Admin	1	1	1	1
Secretary	14 Admin	2	2	2	2
Total Full-Time Positions		10	10	10	10
<u>Part-time Positions</u>					
None					
Total Part-Time Positions		0	0	0	0
Total Positions		10	10	10	10

REPORT:BP033

BROOME COUNTY GOVERNMENT
REVENUE AND APPROPRIATION SUMMARY
BY DEPARTMENT AND DIVISION

FUND: 1010 General Operating
DEPT: 11000000 Law
DIV: 01 Law

Account	2015 Actuals	2016 Budget	2016 YTD Actuals As of 08/29/16	2017 Budget Requested	2017 Budget Recommended
11000000 Law					
0000002 Departmental Income					
5000310 COUNTY ATTORNEY FEES & CHARGES	170,056	307,825	50,244	257,775	257,775
5000428 OTHER CHARGES	11,376	7,400	4,186	7,400	7,400
0000002 Departmental Income Totals	181,432	315,225	54,430	265,175	265,175
0000007 Misc Interfund Revenues					
5000545 CREDIT CARD REBATES	17	0	19	0	0
0000007 Misc Interfund Revenues Totals	17	0	19	0	0
Rev Total for Div: 1101	181,449	315,225	54,449	265,175	265,175
0000010 Personnel Service					
6001000 SALARIES FULL-TIME	623,444	643,991	292,405	660,844	660,844
0000010 Personnel Service Totals	623,444	643,991	292,405	660,844	660,844
0000040 Contractual Expenditures					
6004010 BOOKS AND SUBSCRIPTIONS	10,730	12,000	8,822	9,000	9,000
6004012 OFFICE SUPPLIES	2,514	4,000	1,576	3,000	3,000
6004100 POSTAGE AND FREIGHT	432	360	229	360	360
6004105 DUES AND MEMBERSHIPS	2,446	2,400	0	2,450	2,450
6004106 GENERAL OFFICE EXPENSES	178	375	178	200	200
6004160 MILEAGE AND PARKING-LOCAL	0	50	0	25	25
6004161 TRAVEL HOTEL AND MEALS	2,886	2,000	1,425	2,000	2,000
6004162 EDUCATION AND TRAINING	2,931	3,000	1,500	3,000	3,000
6004168 OTHER PERSONNEL EXPENSES	0	150	0	50	50
6004196 COPYING MACHINE RENTALS	498	2,700	1,332	2,700	2,700
6004505 CONTRACTED DATA PROCESSING SER	15,800	17,058	7,033	17,700	17,700
6004534 JUROR FEES AND COURT EXPENSES	2,351	2,500	1,329	2,500	2,500
6004537 INVESTIGATIONS EXPENSES	682	2,000	44	1,000	1,000
6004538 LEGAL CHARGES AND FEES	29,768	20,000	2,573	100,000	100,000
6004541 STENOGRAPHIC SERVICES	5,700	7,000	2,367	6,000	6,000
0000040 Contractual Expenditures Totals	76,916	75,593	28,408	149,985	149,985

REPORT:BP033

BROOME COUNTY GOVERNMENT
 REVENUE AND APPROPRIATION SUMMARY
 BY DEPARTMENT AND DIVISION

FUND: 1010 General Operating
 DEPT: 11000000 Law
 DIV: 01 Law

Account	2015 Actuals	2016 Budget	2016 YTD Actuals As of 08/29/16	2017 Budget Requested	2017 Budget Recommended
0000041 Chargeback Expenses					
6004602 INSURANCE PREMIUM CHARGEBACK	225	208	104	208	208
0000041 Chargeback Expenses Totals	225	208	104	208	208
0000060 Principal on Indebtedness					
6006008 PRINCIPAL ON CAPITAL LEASE	1,321	0	0	0	0
0000060 Principal on Indebtedness Totals	1,321	0	0	0	0
0000070 Interest on Indebtedness					
6007005 INTEREST ON CAPITAL LEASE	623	0	0	0	0
0000070 Interest on Indebtedness Totals	623	0	0	0	0
0000080 Employee Benefits					
6008001 STATE RETIREMENT	100,511	111,241	51,776	108,510	108,510
6008002 SOCIAL SECURITY	44,940	49,266	21,037	50,555	50,555
6008004 WORKERS COMPENSATION	3,384	3,381	1,690	3,679	3,679
6008006 LIFE INSURANCE	150	150	75	150	150
6008007 HEALTH INSURANCE	139,649	137,609	63,645	137,607	137,607
6008009 RETIREE HEALTH INSURANCE	103,639	110,372	55,215	109,400	109,400
6008013 HEALTH INS - RETIRE INCENTIVE	6,790	0	0	0	0
0000080 Employee Benefits Totals	399,063	412,019	193,438	409,901	409,901
Exp Total for Div: 1101	1,101,592	1,131,811	514,355	1,220,938	1,220,938
Total for Div: 11000000	-920,143	-816,586	-459,906	-955,763	-955,763

Law

DSS Legal Unit

Mission Statement

Provide exemplary legal representation and counsel, to effectively support the many programs administered by Broome County's Department of Social Services.

Description

The function of the Legal Unit is to represent the Department of Social Services effectively in court and administrative hearings, and to advise and furnish legal services in support of the Department's many programs.

In representing the Department's Child Welfare and Child Support Programs, the Legal Unit is the single highest volume user of Broome County Family Court. For 2015, Legal Unit Family Court appearances totaled 5,060.

The Legal Unit is the legal safeguard for Broome County's abused & neglected children. Complex Family Court cases involving child abuse, child neglect, and foster children accounted for 1,845 attorney appearances.

Revenue producing cases seeking reimbursement for public assistance and Medicaid expenditures accounted for 3,215 court appearances. Legal Unit attorneys also appear in significant appellate and other litigation, particularly litigation involving the Department's Medical Assistance and Protective Services for Adults Programs, as well as cases involving permanence for foster children. Each of these cases involves extensive preparation and court time.

The Legal Unit has also successfully taken the lead in Broome County's participation in New York State's Medicaid Provider Fraud Demonstration Project. Over 25 audits of local area providers involving over \$50 million in Medicaid claims were audited. From 2010 through 2012 over \$970,000 in recoveries were obtained through the Legal Unit's Medicaid compliance activities. The Legal Unit continues to oversee revenue producing special litigation involving the Medicaid Program. The Legal Unit also provides significant support for Broome's exemplary welfare fraud program.

Despite reorganizations, turnover of DSS administrative and line staff, and state and federal legislative changes that make recoveries of expenditures more difficult, in addition to its successful Medicaid activities, the Legal Unit continues to be extremely revenue positive. Non-child support collections involving personal injury, property, mortgage, and estate claims for 2015 totaled \$1,336,414, an increase of over \$495,000 from 2014. Annually, for 2016, Legal Unit non-child support collections are projected to exceed \$1,777,000. For 2016, child support collections representing recoveries of Public Assistance expenditures are projected to total an additional \$2.3M. Overall, Legal Unit 2016 collections are anticipated to total over \$4M.

In addition to actual monetary collections to reimburse cash welfare and Medicaid programs, the Legal Unit continued to obtain significant Medicaid cost savings through securing Court Orders requiring private health insurance to pay for health care, prior to Medicaid funds being expended. Legal Unit third party health insurance reimbursement efforts substantially contribute to over \$20 million annual Medicaid savings. These savings facilitate NY State's ability to ease its Medicaid financial burden on counties.

2017 Objectives

- Continue to be revenue positive, through obtaining substantial monetary recoveries to reimburse public assistance and Medicaid expenditures.
- Provide legal counsel to facilitate Social Services' as County's Persons In Need of Supervision (PINS) lead agency, and assure compliance with State mandated juvenile justice reforms.
- Maintain compliance with Federal Title IV-E standards, by assuring legally compliant court orders are obtained involving all foster children, thereby facilitating Broome's continued receipt of substantial Federal reimbursement.

2017 Highlights

- Protect children from child abuse: Low salary and retirement has resulted in high attorney turnover. To assure staff develops necessary experience to protect children from abuse, requesting step 5 salary adjustments for two entry level AT-1's. Legal Unit's budget will still meet County target, by being lower than prior year's. These requests were not recommended.

Law 11020001 DSS Legal Services		As of 7/5/2016			
<u>Title of Position</u>	<u>Grade/Unit</u>	<u>2015 Actuals</u>	<u>Current Authorized</u>	<u>2017 Requested</u>	<u>2017 Recommended</u>
<u>Full-Time Positions</u>					
Deputy County Attorney	AT-5	1	1	1	1
Senior Assistant County Attorney	AT-3	2	2	2	2
Assistant County Attorney II	AT-2	2	2	2	2
Assistant County Attorney	AT-1	2	2	2	2
Office Manager	16 Admin	1	1	1	1
Paralegal	15 Admin	1	1	1	1
Secretary	14 Admin	1	1	2	2
Keyboard Specialist	9 Admin	1	1	0	0
Total Full-Time Positions		11	11	11	11
<u>Part-Time Positions</u>					
None					
Total Part-Time Positions		0	0	0	0
Total Positions		11	11	11	11

BROOME COUNTY GOVERNMENT
 REVENUE AND APPROPRIATION SUMMARY
 BY DEPARTMENT AND DIVISION

FUND: 1010 General Operating
 DEPT: 11000000 Law
 DIV: 02 Law-DSS Legal Unit

Account	2015 Actuals	2016 Budget	2016 YTD Actuals As of 08/29/16	2017 Budget Requested	2017 Budget Recommended
0000002 Departmental Income					
5000313 CHARGEBACKS - D S S	1,025,393	1,092,513	214,601	1,087,441	1,068,653
0000002 Departmental Income Totals	1,025,393	1,092,513	214,601	1,087,441	1,068,653
0000007 Misc Interfund Revenues					
5000545 CREDIT CARD REBATES	10	0	27	0	0
0000007 Misc Interfund Revenues Totals	10	0	27	0	0
Rev Total for Div: 1102	1,025,403	1,092,513	214,628	1,087,441	1,068,653
0000010 Personnel Service					
6001000 SALARIES FULL-TIME	681,760	703,797	368,893	702,299	686,409
0000010 Personnel Service Totals	681,760	703,797	368,893	702,299	686,409
0000040 Contractual Expenditures					
6004010 BOOKS AND SUBSCRIPTIONS	10,899	9,800	7,424	13,000	13,000
6004012 OFFICE SUPPLIES	3,153	7,000	1,249	7,000	7,000
6004100 POSTAGE AND FREIGHT	458	500	120	500	500
6004105 DUES AND MEMBERSHIPS	1,510	1,600	0	1,600	1,600
6004106 GENERAL OFFICE EXPENSES	0	200	0	200	200
6004137 ADVERTISING AND PROMOTION EXPE	84	500	75	500	500
6004161 TRAVEL HOTEL AND MEALS	1,219	1,700	1,231	1,700	1,700
6004162 EDUCATION AND TRAINING	2,063	1,000	330	1,000	1,000
6004168 OTHER PERSONNEL EXPENSES	181	180	0	180	180
6004192 SOFTWARE MAINTENANCE	2,080	0	0	0	0
6004536 WITNESS EXPENSES	0	1,500	0	1,500	1,500
6004538 LEGAL CHARGES AND FEES	17,087	12,000	5,428	12,000	12,000
6004541 STENOGRAPHIC SERVICES	860	500	0	500	500
0000040 Contractual Expenditures Totals	39,594	36,480	15,857	39,680	39,680
0000041 Chargeback Expenses					

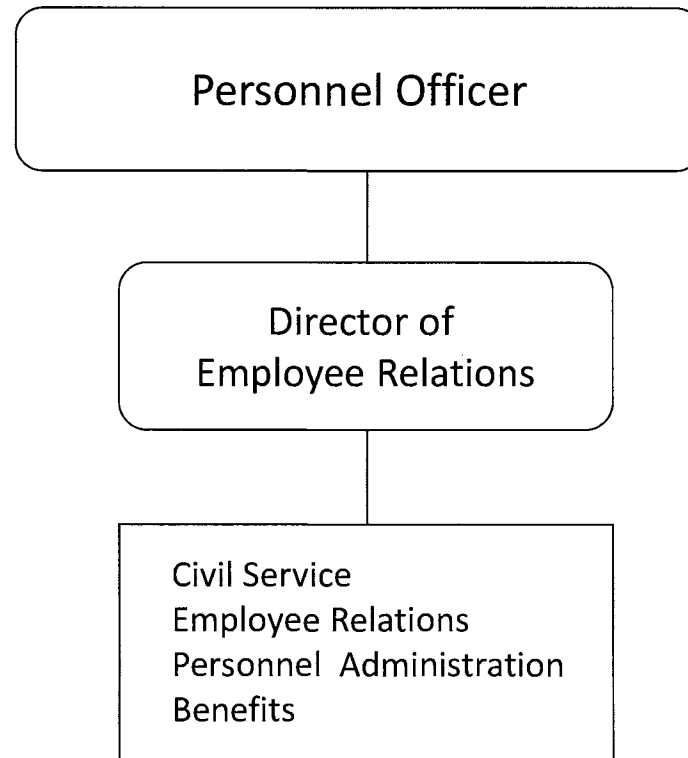
REPORT:BP033

BROOME COUNTY GOVERNMENT
REVENUE AND APPROPRIATION SUMMARY
BY DEPARTMENT AND DIVISION

FUND: 1010 General Operating
DEPT: 11000000 Law
DIV: 02 Law-DSS Legal Unit

Account	2015 Actuals	2016 Budget	2016 YTD Actuals As of 08/29/16	2017 Budget Requested	2017 Budget Recommended
6004602 INSURANCE PREMIUM CHARGEBACK	225	208	104	208	208
6004609 DATA PROCESSING CHARGEBACKS	0	2,100	0	2,100	2,100
6004614 OTHER CHARGEBACK EXPENSES	0	67	0	0	0
6004617 DUPLICATING/PRINTING CHARGEBAC	0	1,077	45	950	950
6004618 OFFICE SUPPLIES CHARGEBACK	3,439	3,142	1,348	3,200	3,200
0000041 Chargeback Expenses Totals	3,664	6,594	1,497	6,458	6,458
0000080 Employee Benefits					
6008001 STATE RETIREMENT	123,989	134,749	69,424	119,191	117,509
6008002 SOCIAL SECURITY	49,191	53,562	26,986	53,686	52,470
6008004 WORKERS COMPENSATION	3,384	3,380	1,690	3,679	3,679
6008006 LIFE INSURANCE	164	165	79	165	165
6008007 HEALTH INSURANCE	130,312	128,859	57,311	131,259	131,259
6008009 RETIREE HEALTH INSURANCE	24,927	24,927	13,480	31,024	31,024
0000080 Employee Benefits Totals	331,967	345,642	168,970	339,004	336,106
Exp Total for Div: 1102	1,056,985	1,092,513	555,217	1,087,441	1,068,653
Total for Div: 11000000	-31,582	0	-340,589	0	0
Total for Dept: 11000000	-951,725	-816,586	-800,495	-955,763	-955,763

Department of Personnel



Department of Personnel

Mission Statement

To administer, in a fair and equitable manner, the provisions of the New York State Civil Service Law and the Broome County Civil Service Rules with respect to the offices and employment in the classified service of 43 Broome County departments and the civil divisions therein, which include sixteen (16) towns, seven (7) villages, twelve (12) school districts (except Binghamton) and two (2) special districts of the County. We also provide labor relations consulting to towns, villages and Binghamton Sewage Treatment Facility as necessary.

The department also administers various human resource functions for County government including employee relations, employee benefits, leaves of absence, record management, recruitment, training, and staff development.

In addition, the department is responsible for the administration of various federal, state and local laws, rules and regulations such as the Taylor Law, Fair Labor Standards Act, Affordable Care Act and Family and Medical Leave Act.

Description

The Broome County Department of Personnel is comprised of four (4) functional units as follows:

1. The Civil Service Administration Unit administers New York State Civil Service Law, and develops and maintains the position classification plan. This unit also administers competitive

examinations, certifies payrolls, reviews applicant qualifications, reviews and approves appointments and personnel changes, oversees state mandated roster card maintenance, certifies civil service eligible lists, develops and maintains County civil service rules, provides advice, counsel and support to appointing authorities in the County, the towns, villages, school districts and special districts, and calculates all lay-offs for the County and the jurisdictions. All civil service functions are mandated by NYS Civil Service Law which forbids charging for any services; however we are allowed to charge exam fees. The state continues to decentralize more exams which are time consuming for our staff. It is the goal of this unit to uphold the standards of merit and fitness in the hiring of all civil service employees, as required by the New York State Constitution. The unit continues to work with Information Technology toward automating as much of these processes as possible to provide better service.

2. The Personnel Administration/Benefits Unit is responsible for the administration of County benefit programs (i.e. health insurance, life insurance, disability insurance, flexible spending accounts and retirement). This unit also administers the central records system (payroll and position control files), unemployment insurance, leaves of absence, is responsible for maintenance and updates of the Personnel Policy and Procedures Manual and Employee Handbook and maintains personnel files and State required roster cards under the guidance of the civil service unit. Other areas of responsibility include monitoring employee performance evaluations, salary and longevity administration, employee assistance program, recruitment, new employee orientation and development/coordination of programs to improve employee productivity and morale such as flu shot programs and coordination of special training requests. Support is provided to the Director of Employee Relations by developing and

producing specialized reports and researching employee histories. The unit ensures compliance with the Family and Medical Leave Act, Affordable Care Act, and COBRA Laws. There is coordination with the New York State Retirement System on special events such as early retirement incentives and seminars. This unit is responsible for the distribution of retirement information from the retirement system to the employees. The unit answers all employee verification requests. It is the goal of this unit to provide information services to the employees, department heads and supervisors of Broome County in an efficient and courteous manner.

3. The Director of Employee Relations is responsible for negotiating and administering eight (8) collective bargaining agreements. This includes the handling of all grievances, disciplinary matters and improper practices as well as providing advice on topics such as attendance, performance and layoffs. The unit also monitors compliance with and offers guidance on a variety of laws pertaining to the human resource function including Family and Medical Leave Act, Fair Labor Standards Act and Taylor Law. In addition, issues regarding Unemployment Benefits, State Human Rights Complaints, Federal Department of Labor and Equal Employment Opportunity Commission Complaints are addressed by this unit. The Director provides training to supervisors in the areas of discipline and contract administration and attempts to resolve issues in an informal manner. The goal is to work with County and union representatives to prevent potential problems where possible and to address problems that do arise. The Director seeks outcomes which are in the best interest of Broome County while also providing a fair and equitable workplace for the employees of Broome County.

In many cases, these outcomes alleviate costly legal expenses from arbitration hearings or other litigation. An example of such was the resolution of contract disputes in recent years with the Broome County Sheriff's Law Enforcement Officers Association. By working together with union officials the County Administration was able to resolve this contract dispute shortly before Interest Arbitration hearings were to resolve these contract disputes shortly before Interest Arbitration hearings were to begin. With many days of hearings expected, resolving these contract disputes at this stage resulted in tremendous savings to both the County and union. This continuing cooperative relationship between County administration and the various employee labor unions has proved to be successful and cost effective to both parties.

As the result of cooperative efforts of County Administration and its unions, in most cases, we are able to avoid costly, time consuming arbitration hearings. We had no hearings in 2013 and 2014 and one in 2015, which resulted in a favorable decision for the County.

4. EEOC The position of Equal Employment Opportunity Compliance Officer (EEOCO) was eliminated in the 2011 budget. In 2012 the duties and responsibilities of this position were disseminated to the Personnel Officer, the Director of Employee Relations and members of the Personnel Administration/Benefits Unit.

The responsibilities of this function include the following:

- Administration of the County's Affirmative Action plan and policies, the Minority/Women's Business Enterprise and disadvantaged Enterprise programs;

- Education and training of department heads, managers, and staff to insure that the County is compliant with federal and state legislation such as the New York State Human Rights Act, Federal Equal Employment Opportunity laws, the Americans with Disabilities Act (ADA), and NYS disability laws;
- Investigation of alleged discrimination, sexual harassment and non-compliant practices related to equal employment opportunity;
- Analysis of County employment processes including testing, hiring policies, training, promotion, etc., the development of outreach and hiring programs to attract protected class candidates to county employment;
- Outreach activities including participation in public forums focusing on public employment opportunities, the civil service process, and application procedures;
- Consultation with County departments, contractors, and project managers to insure that the County is in compliance with laws, regulations, and contractual agreements with federal and state funding agencies.

2017 Objectives

1. Continue to provide in-house training and education for County departments in the following areas:
 - General Management/Supervision Skills
 - Labor Relations Issues i.e. discipline and discharge impact of Civil Service Law, federal and state labor laws, HIPAA, FMLA, FLSA and Collective Bargaining Agreements on employment issues
2. Continue to expand automation of processes
 - Establishment of Certification of Eligibles electronically for all eligible lists.
 - Continue to work with NYS Civil Service to streamline access to exam information
 - Work with IT to make all personnel related forms, including benefit options, available for completion on-line
 - Update website and expand on available material
 - Continue with the personnel file scanning project. Goal is to have all files available online in early 2017
3. Provide education/training to department staff
 - Identify appropriate training to enhance employee skills and improve efficiency
 - New York State Department of Civil Service, NYSAC, and various human resource associations offer free or low cost training
4. Expand training & education for civil service jurisdictions
 - Updates on civil service requirements
5. Continue to support the County administration in its efforts to provide labor relations and human resource support services to municipalities throughout the County.
6. Continue to support the implementation of the E.R.P. (PeopleSoft) systems, Human Resource Upgrade, paperless HR and continue our efforts to analyze and streamline departmental procedures to match the new system. Since the inception of the new ERP/PeopleSoft program, our efforts have accounted for 15-20% of the HR/Benefits units' time.

2017 Budget Highlights

Revenue:

1. Civil Service Application Fee – Revenue from civil service exam fees is estimated to be \$15,000 in 2017.
2. Health Care Administration – We chargeback Risk & Insurance for the salary and fringe benefits for the Personnel Assistant position responsible for benefits administration. That revenue line will be \$49,373 in the 2017 budget.
3. Other Departmental Chargeback- Represents chargeback for administrative services of the Secretary to the Personnel Officer for the Office of Risk and Insurance.
4. Reorganization of the Department in mid-2016 in anticipation of retirement of long term Personnel Assistant in late 2016. No additional staff, just a realignment of responsibilities which will provide for more cross training of staff.

Personnel 13000001

<u>Title of Position</u>	<u>Grade/Unit</u>	As of 7/5/2016			
		<u>2015 Actuals</u>	<u>Current Authorized</u>	<u>2017 Requested</u>	<u>2017 Recommended</u>
<u>Full-Time Positions</u>					
Personnel Officer	H Admin	1	1	1	1
Director of Employee Relations	E Admin	1	1	1	1
Senior Personnel Associate *	18 Admin	1	2	2	2
Personnel Associate	16 Admin	2	0	0	0
Secretary to Personnel Officer	14 Admin	1	1	1	1
Personnel Assistant	11 Admin	3	4	4	4
Benefits Assistant	11 Admin	1	0	0	0
Keyboard Specialist	9 Admin	1	1	1	1
Total Full-Time Positions		11	10	10	10
<u>Part-Time Positions</u>					
Clerk	7 Admin	1	1	1	1
Total Part-Time Positions		1	1	1	1
Total Positions		12	11	11	11

* One position unfunded since 2013. Funding restored in 2016.

BROOME COUNTY GOVERNMENT
REVENUE AND APPROPRIATION SUMMARY BY DEPARTMENT

FUND: 1010 General Operating
DEPT: 13000000 Personnel

Account	2015 Actuals	2016 Budget	2016 YTD Actuals As of 08/29/16	2017 Budget Requested	2017 Budget Recommended
0000002 Departmental Income					
5000204 CIVIL SERVICE APPLICATION FEE	19,317	12,500	6,925	15,000	15,000
5000301 HEALTH CARE ADMINISTRATION	49,747	53,262	0	49,373	49,373
5000333 OTHER DEPARTMENTAL CHARGEBACK	26,000	49,735	0	26,000	26,000
5000426 MISCELLANEOUS	11	0	0	0	0
0000002 Departmental Income Total	95,075	115,497	6,925	90,373	90,373
Rev Totals for Dept: 13000000	95,075	115,497	6,925	90,373	90,373
0000010 Personnel Service					
6001000 SALARIES FULL-TIME	440,442	446,717	199,762	453,666	453,666
6001001 SALARIES PART-TIME	20,659	12,000	6,989	12,374	12,374
6001002 SALARIES TEMPORARY	3,493	3,700	1,505	4,100	4,100
6001003 SALARIES OVERTIME	693	1,000	72	1,000	1,000
0000010 Personnel Service Totals	465,287	463,417	208,328	471,140	471,140
0000040 Contractual Expenditures					
6004012 OFFICE SUPPLIES	1,533	1,500	415	1,500	1,500
6004105 DUES AND MEMBERSHIPS	315	400	100	400	400
6004106 GENERAL OFFICE EXPENSES	316	300	15	300	300
6004137 ADVERTISING AND PROMOTION EXPE	0	150	0	150	150
6004160 MILEAGE AND PARKING-LOCAL	0	50	185	50	50
6004161 TRAVEL HOTEL AND MEALS	732	2,600	621	2,600	2,600
6004162 EDUCATION AND TRAINING	115	650	620	650	650
6004163 MANAGEMENT TRAINING PROGRAM	0	100	0	100	100
6004168 OTHER PERSONNEL EXPENSES	0	100	0	100	100
6004169 DAY TRIP MEAL REIMBURSEMENT	0	50	0	50	50
6004196 COPYING MACHINE RENTALS	-703	1,400	0	900	900
6004573 OTHER FEES FOR SERVICES	3,109	4,000	0	3,000	3,000
0000040 Contractual Expenditures Totals	5,417	11,300	1,956	9,800	9,800
0000041 Chargeback Expenses					
6004602 INSURANCE PREMIUM CHARGEBACK	391	358	179	357	357

REPORT:BP032

BROOME COUNTY GOVERNMENT
REVENUE AND APPROPRIATION SUMMARY BY DEPARTMENT

FUND: 1010 General Operating
DEPT: 13000000 Personnel

Account	2015 Actuals	2016 Budget	2016 YTD Actuals As of 08/29/16	2017 Budget Requested	2017 Budget Recommended
0000041 Chargeback Expenses Totals	391	358	179	357	357
0000060 Principal on Indebtedness					
6006008 PRINCIPAL ON CAPITAL LEASE	1,874	0	0	0	0
0000060 Principal on Indebtedness Totals	1,874	0	0	0	0
0000070 Interest on Indebtedness					
6007005 INTEREST ON CAPITAL LEASE	202	0	0	0	0
0000070 Interest on Indebtedness Totals	202	0	0	0	0
0000080 Employee Benefits					
6008001 STATE RETIREMENT	82,252	78,047	36,376	73,666	73,666
6008002 SOCIAL SECURITY	32,441	34,174	14,310	34,706	34,706
6008004 WORKERS COMPENSATION	2,330	2,306	1,153	2,543	2,543
6008006 LIFE INSURANCE	162	105	77	150	150
6008007 HEALTH INSURANCE	135,720	137,789	60,479	133,725	133,725
6008009 RETIREE HEALTH INSURANCE	98,333	99,265	49,849	104,600	104,600
6008012 EMPLOYEE TUITION REIMBURSEMENT	11,492	10,000	6,205	12,000	12,000
6008013 HEALTH INS - RETIRE INCENTIVE	5,030	0	0	0	0
0000080 Employee Benefits Totals	367,760	361,686	168,449	361,390	361,390
Exp Totals for Dept: 13000000	840,931	836,761	378,912	842,687	842,687
Total for Dept: 13000000	-745,856	-721,264	-371,987	-752,314	-752,314

Public Defender

Public Defender

Legal Representation

- Pretrial
- Criminal Court
- Probation
- Parole
- Appellate
- Drug Law Resentencing
- Counsel at Arraignment
- Sex Offender Risk Assessment
- Specialty Courts
 - Drug/DWI
 - IDV
 - DV
 - Veterans

Investigation

Administration

- Grants Administration

Aid to Defense

- Office of Indigent Legal Services

Public Defender

Mission Statement

To defend all indigent persons accused of crimes and offenses punishable by jail.

Description

The Public Defender provides legal representation to all indigent persons accused of crimes or offenses in Broome County. This office acts as defense counsel from arraignment through trial and all stages of appeal for cases ranging from simple violations to homicides. This involves the full range of investigatory, pretrial, and appellate representation required in criminal cases. The office services each of the 19 village and town justice courts, the Binghamton City Court, the Broome County Court, and all higher appellate courts. Attorneys and investigators are on call 24 hours a day, seven days a week to assist recent arrestees.

2017 Objectives

Ensure sufficient resources to provide effective representation.

2017 Budget Highlights

- SORA (Sex Offender Risk Assessments) remain constant as do their appeals with an increase in SORA Modification Hearings.
- Problem Solving Courts (e.g. Drug Court, IDV Court, DV Court, Veterans Court)
- Rockefeller Drug Resentencing Cases
- Leandra's Law – Ignition Interlock Device (IID)
- Counsel at First Appearance

Public Defender 14000001

<u>Title of Position</u>	<u>Grade/Unit</u>	As of		<u>2017</u>	<u>2017</u>
		<u>2015</u>	<u>7/5/2016</u>		
		<u>Actuals</u>	<u>Current</u>	<u>Requested</u>	<u>Recommended</u>
<u>Full-Time Positions</u>					
Public Defender	AT-6	1	1	1	1
Chief Assistant Public Defender	AT-4	1	1	1	1
Senior Assistant Public Defender	AT-3	3	3	3	3
Assistant Public Defender II	AT-2	3	3	3	3
Assistant Public Defender I	AT-1	3	3	3	3
Chief Investigator - Public Defender	27 Admin	1	1	1	1
Investigator - Public Defender	21 Admin	1	1	1	1
Secretary	13 CSEA	1	1	1	1
Stenographic Secretary	13 CSEA	1	1	1	1
Intake Specialist	11 CSEA	3	3	3	3
Keyboard Specialist	8 CSEA	2	2	2	2
Receptionist Typist	6 CSEA	1	1	1	1
Total Full-Time Positions		21	21	21	21
<u>Part-Time Positions</u>					
Assistant Public Defender I	AT-1	0	0	1	0
Total Part-Time Positions		0	0	1	0
Total Positions		21	21	22	21

REPORT:BP032

BROOME COUNTY GOVERNMENT
REVENUE AND APPROPRIATION SUMMARY BY DEPARTMENT

FUND: 1010 General Operating
DEPT: 14000000 Public Defender

Account	2015 Actuals	2016 Budget	2016 YTD Actuals As of 08/29/16	2017 Budget Requested	2017 Budget Recommended
0000002 Departmental Income					
5000110 PUBLIC DEFENDER SERVICES	1,158	2,000	988	1,750	1,750
0000002 Departmental Income Total	<u>1,158</u>	<u>2,000</u>	<u>988</u>	<u>1,750</u>	<u>1,750</u>
0000007 Misc Interfund Revenues					
5000534 TRANSFER FROM INSURANCE RESERV	1,015	0	0	0	0
5000545 CREDIT CARD REBATES	138	0	28	0	0
0000007 Misc Interfund Revenues Total	<u>1,153</u>	<u>0</u>	<u>28</u>	<u>0</u>	<u>0</u>
0000008 State Aid					
5000802 INDIGENT PAROLEES	0	3,500	9,665	10,000	10,000
5000818 MAJOR OFFENCE PUBLIC DEFENDER	12,915	30,300	14,129	10,100	10,100
0000008 State Aid Total	<u>12,915</u>	<u>33,800</u>	<u>23,794</u>	<u>20,100</u>	<u>20,100</u>
Rev Totals for Dept: 14000000	<u>15,226</u>	<u>35,800</u>	<u>24,810</u>	<u>21,850</u>	<u>21,850</u>
0000010 Personnel Service					
6001000 SALARIES FULL-TIME	1,202,752	1,268,443	531,327	1,310,991	1,310,991
6001001 SALARIES PART-TIME	0	0	0	26,759	0
0000010 Personnel Service Totals	<u>1,202,752</u>	<u>1,268,443</u>	<u>531,327</u>	<u>1,337,750</u>	<u>1,310,991</u>
0000040 Contractual Expenditures					
6004010 BOOKS AND SUBSCRIPTIONS	24,384	12,000	12,954	12,000	12,000
6004012 OFFICE SUPPLIES	5,478	9,650	5,880	9,500	9,500
6004041 PHOTOGRAPHIC SUPPLIES	0	100	0	75	75
6004046 GAS OIL GREASE AND DIESEL FUEL	10	50	0	50	50
6004100 POSTAGE AND FREIGHT	60	100	0	100	100
6004105 DUES AND MEMBERSHIPS	-1,215	425	0	200	200
6004106 GENERAL OFFICE EXPENSES	7,029	7,000	6,944	7,000	7,000
6004131 PHOTOGRAPHIC EXPENSES	26	50	0	50	50
6004160 MILEAGE AND PARKING-LOCAL	8,953	15,000	8,723	14,500	14,500

BROOME COUNTY GOVERNMENT
 REVENUE AND APPROPRIATION SUMMARY BY DEPARTMENT

FUND: 1010 General Operating
 DEPT: 14000000 Public Defender

Account	2015 Actuals	2016 Budget	2016 YTD Actuals As of 08/29/16	2017 Budget Requested	2017 Budget Recommended
6004161 TRAVEL HOTEL AND MEALS	396	100	-4	100	100
6004162 EDUCATION AND TRAINING	740	750	50	700	700
6004168 OTHER PERSONNEL EXPENSES	60	150	0	100	100
6004169 DAY TRIP MEAL REIMBURSEMENT	0	50	0	50	50
6004196 COPYING MACHINE RENTALS	2,301	5,500	2,634	5,500	5,500
6004200 PROPERTY LOSS	1,015	0	0	0	0
6004255 CONTRACTED SERVICES	0	0	0	12,000	12,000
6004536 WITNESS EXPENSES	11,075	12,000	4,484	12,000	12,000
6004538 LEGAL CHARGES AND FEES	415	500	759	850	850
6004541 STENOGRAPHIC SERVICES	1,778	1,000	881	1,300	1,300
0000040 Contractual Expenditures Totals	62,505	64,425	43,305	76,075	76,075
0000041 Chargeback Expenses					
6004602 INSURANCE PREMIUM CHARGEBACK	1,621	1,485	742	3,313	3,313
6004615 GASOLINE CHARGEBACK	1,773	3,000	362	2,250	2,250
6004616 FLEET SERVICE CHARGEBACK	4,462	3,876	0	4,313	4,313
6004619 BUILDING SERVICE CHARGEBACK	53	0	0	0	0
6004626 TRANSPORTATION SERVICES CHARGE	0	6,142	0	6,180	6,180
0000041 Chargeback Expenses Totals	7,909	14,503	1,104	16,056	16,056
0000060 Principal on Indebtedness					
6006008 PRINCIPAL ON CAPITAL LEASE	2,906	0	0	0	0
0000060 Principal on Indebtedness Totals	2,906	0	0	0	0
0000070 Interest on Indebtedness					
6007005 INTEREST ON CAPITAL LEASE	274	0	0	0	0
0000070 Interest on Indebtedness Totals	274	0	0	0	0
0000080 Employee Benefits					
6008001 STATE RETIREMENT	193,884	230,785	101,948	221,671	218,840
6008002 SOCIAL SECURITY	87,241	97,035	38,208	102,337	100,290
6008004 WORKERS COMPENSATION	6,781	7,472	3,736	7,909	7,909
6008006 LIFE INSURANCE	293	315	141	345	330
6008007 HEALTH INSURANCE	216,515	227,608	100,972	236,296	236,296
6008009 RETIREE HEALTH INSURANCE	22,635	23,321	11,660	23,321	23,321

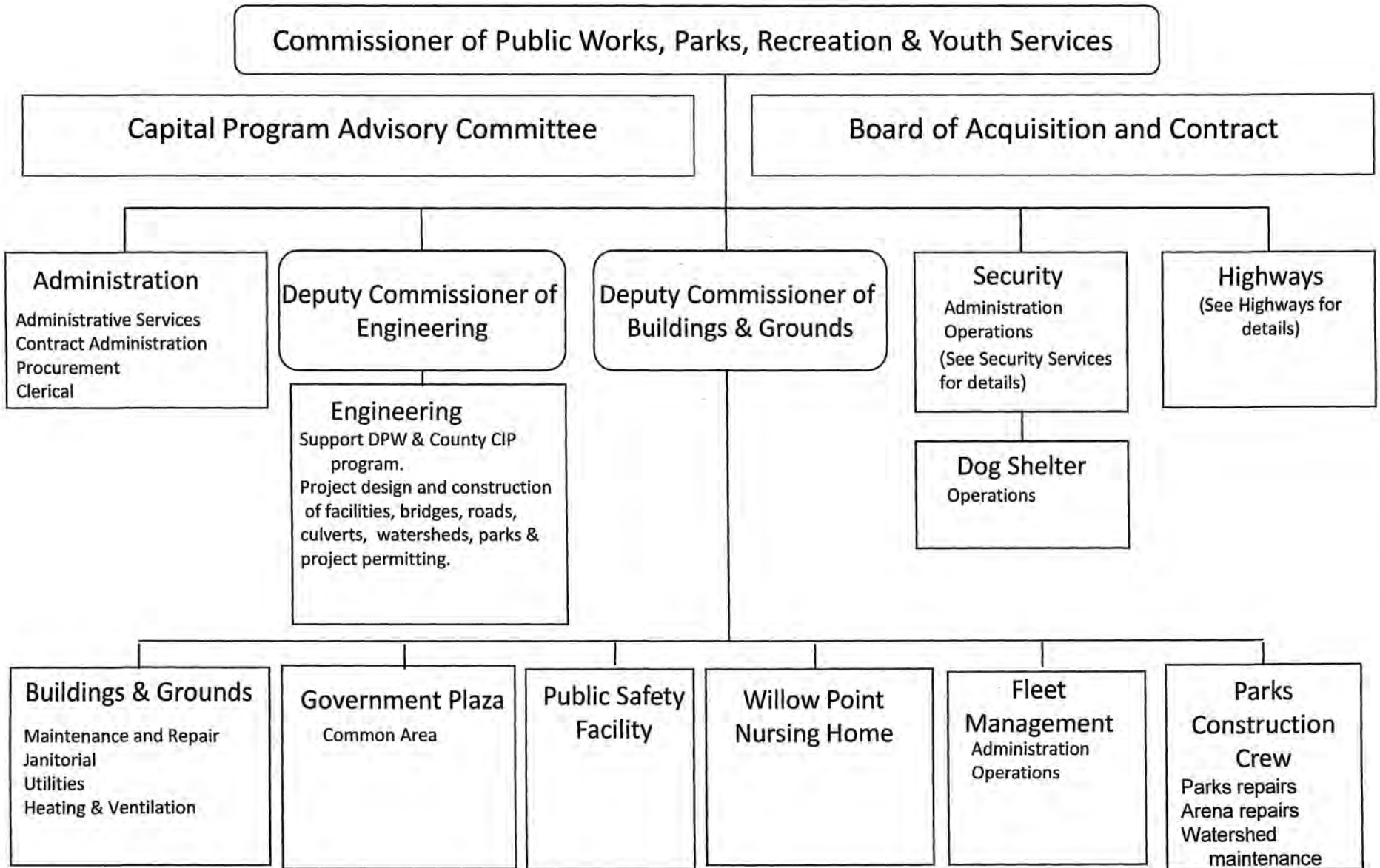
REPORT:BP032

BROOME COUNTY GOVERNMENT
REVENUE AND APPROPRIATION SUMMARY BY DEPARTMENT

FUND: 1010 General Operating
DEPT: 14000000 Public Defender

Account	2015 Actuals	2016 Budget	2016 YTD Actuals As of 08/29/16	2017 Budget Requested	2017 Budget Recommended
6008010 DISABILITY INSURANCE	616	760	295	697	697
6008011 UNEMPLOYMENT INSURANCE	3,272	0	0	0	0
0000080 Employee Benefits Totals	531,237	587,296	256,960	592,576	587,683
Exp Totals for Dept: 14000000	1,807,583	1,934,667	832,696	2,022,457	1,990,805
Total for Dept: 14000000	-1,792,357	-1,898,867	-807,886	-2,000,607	-1,968,955

Public Works, Parks, Recreation & Youth Services



Public Works, Parks, Recreation & Youth Services Administration

Mission Statement

Provide administration and related services to the all divisions of Public Works.

Description

The Division provides administrative functions to all divisions of Public Works and for Department of Public Works Capital Projects.

2017 Objectives

Maintain high quality of management rendered to all Divisions of Public Works.

2017 Budget Highlights

Continue to provide efficient cost-effective management to all divisions of the department

Monitoring capital program to maintain physical betterments of the County.

Public Works,Parks, Recreation & Youth Services 15010001
Administration

<u>Title of Position</u>	<u>Grade/Unit</u>	<u>2015 Actuals</u>	<u>As of 7/5/2016 Current Authorized</u>	<u>2017 Requested</u>	<u>2017 Recommended</u>
<u>Full-Time Positions</u>					
Commissioner of Public Works, Parks, Recreation & Youth Services	I Admin	1	1	1	1
Principal Account Clerk*	13 CSEA	1	1	0	0
Total Full-Time Positions		2	2	1	1
<u>Part-Time Positions</u>					
None					
Total Part-Time Positions		0	0	0	0
Total Positions		2	2	1	1

*Transferred to the Office of Management and Budget

REPORT:BP033

BROOME COUNTY GOVERNMENT
REVENUE AND APPROPRIATION SUMMARY
BY DEPARTMENT AND DIVISION

FUND: 1010 General Operating
DEPT: 15000000 Public Works
DIV: 01 DPW-Admin

Account	2015 Actuals	2016 Budget	2016 YTD Actuals As of 08/29/16	2017 Budget Requested	2017 Budget Recommended
15000000 Public Works					
0000002 Departmental Income					
5000333 OTHER DEPARTMENTAL CHARGEBACK	128,955	128,196	0	129,683	129,683
0000002 Departmental Income Totals	128,955	128,196	0	129,683	129,683
0000006 Sale of Prop and Comp for Loss					
5000518 SALE OF EQUIPMENT	1,326	0	0	0	0
0000006 Sale of Prop and Comp for Loss Totals	1,326	0	0	0	0
Rev Total for Div: 1501	130,281	128,196	0	129,683	129,683
0000010 Personnel Service					
6001000 SALARIES FULL-TIME	128,591	128,888	59,652	89,599	89,599
0000010 Personnel Service Totals	128,591	128,888	59,652	89,599	89,599
0000040 Contractual Expenditures					
6004012 OFFICE SUPPLIES	409	500	0	500	500
6004196 COPYING MACHINE RENTALS	1,962	1,962	981	1,962	1,962
0000040 Contractual Expenditures Totals	2,371	2,462	981	2,462	2,462
0000041 Chargeback Expenses					
6004602 INSURANCE PREMIUM CHARGEBACK	607	5,124	2,562	6,267	6,267
0000041 Chargeback Expenses Totals	607	5,124	2,562	6,267	6,267
0000080 Employee Benefits					
6008001 STATE RETIREMENT	22,142	24,231	10,947	15,931	15,931
6008002 SOCIAL SECURITY	9,408	9,860	4,359	6,854	6,854
6008004 WORKERS COMPENSATION	200	665	333	745	745
6008006 LIFE INSURANCE	29	30	14	15	15
6008007 HEALTH INSURANCE	21,351	22,558	9,746	16,461	16,461

REPORT:BP033

BROOME COUNTY GOVERNMENT
REVENUE AND APPROPRIATION SUMMARY
BY DEPARTMENT AND DIVISION

FUND: 1010 General Operating
DEPT: 15000000 Public Works
DIV: 01 DPW-Admin

Account	2015 Actuals	2016 Budget	2016 YTD Actuals As of 08/29/16	2017 Budget Requested	2017 Budget Recommended
6008009 RETIREE HEALTH INSURANCE	42,869	42,870	21,434	42,869	42,869
6008010 DISABILITY INSURANCE	78	95	36	0	0
0000080 Employee Benefits Totals	96,077	100,309	46,869	82,875	82,875
0000090 Transfers					
6009001 TRANSFER TO CAPITAL FUND	28,710	0	0	0	0
0000090 Transfers Totals	28,710	0	0	0	0
Exp Total for Div: 1501	256,356	236,783	110,064	181,203	181,203
Total for Div: 15000000	-126,075	-108,587	-110,064	-51,520	-51,520

Public Works, Parks, Recreation & Youth Services Buildings & Grounds

Mission Statement

Provide a diverse range of efficient and cost-effective high quality services, which will ensure uninterrupted facility utilization while providing an atmosphere of professionalism to both internal and external customers.

Description

Provide primary maintenance operations to the Court House Complex, the Fleet Garage, George Harvey Justice Building, Edwin L. Crawford County Office Building, Public Safety Facility, Dog Shelter, and Intermodal.

Provide secondary maintenance operations to the Binghamton Regional Airport (Edwin A. Link Field), Library, Arena, Forum, Health, Transit, Social Services, Department of Motor Vehicles, Willow Point Nursing Facility.

Under the Government Tripartite Agreement – providing primary maintenance operations of the Governmental Plaza.

2017 Objectives

- Provide a pleasant, safe, and healthy environment for Broome County employees and external customers.

- To minimize risk to County employees and residents from natural and man-made disasters.
- To maximize facility assets by minimizing equipment failure.

2017 Budget Highlights

- Maintain physical betterments of County in a cost effective manner.
- Assist other department divisions utilizing part-time labor.

Public Works,Parks, Recreation & Youth Services 15020101
Buildings & Grounds

<u>Title of Position</u>	<u>Grade/Unit</u>	As of			
		2015 <u>Actuals</u>	7/5/2016 <u>Current Authorized</u>	2017 <u>Requested</u>	2017 <u>Recommended</u>
<u>Full-Time Positions</u>					
Deputy Commissioner of Public Works,Parks, Recreation & Youth Services/Buildings & Grounds	F Admin	1	1	1	1
Facilities Manager	22 BAPA	4	4	4	4
Park Operations Manager	AFSCME	1	1	1	1
Electrician	AFSCME	2	2	2	2
Senior Maintenance Mechanic	AFSCME	10	10	10	10
Stationary Engineer	AFSCME	2	2	2	2
Construction Worker	AFSCME	3	3	3	3
HVAC Systems Technician III*	AFSCME	5	5	4	4
Custodial Supervisor	AFSCME	1	1	1	1
Custodial Worker	AFSCME	13	13	13	13
Total Full-Time Positions		42	42	41	41
<u>Part-Time Positions</u>					
Total Part-Time Positions		0	0	0	0
Total Positions		42	42	41	41

* One position unfunded since 2014 abolished in 2017

REPORT:BP033

BROOME COUNTY GOVERNMENT
REVENUE AND APPROPRIATION SUMMARY
BY DEPARTMENT AND DIVISION

FUND: 1010 General Operating
DEPT: 15000000 Public Works
DIV: 02 DPW-Bldgs/Grounds

Account	2015 Actuals	2016 Budget	2016 YTD Actuals As of 08/29/16	2017 Budget Requested	2017 Budget Recommended
0000002 Departmental Income					
5000186 REIMBURSEMENT - GOVERNMENT PLA	267,821	158,000	66,161	158,000	158,000
5000302 BUILDING SERVICE CHARGEBACKS	385,746	558,620	73,941	486,620	486,620
5000312 RENTAL CHARGEBACKS	60,430	60,430	0	108,774	108,774
0000002 Departmental Income Totals	713,997	777,050	140,102	753,394	753,394
0000006 Sale of Prop and Comp for Loss					
5000510 SALE OF SCRAP & EXCESS MATERIA	3,746	0	8,791	5,000	5,000
5000518 SALE OF EQUIPMENT	2,889	0	0	0	0
0000006 Sale of Prop and Comp for Loss Totals	6,635	0	8,791	5,000	5,000
0000007 Misc Interfund Revenues					
5000533 UNCLASSIFIED REVENUES	3,956	10,000	0	0	0
5000534 TRANSFER FROM INSURANCE RESERV	7,593	1,311	1,361	0	0
5000545 CREDIT CARD REBATES	283	0	119	0	0
0000007 Misc Interfund Revenues Totals	11,832	11,311	1,480	0	0
0000008 State Aid					
5000809 STATE AID - COURT FACILITIES	433,440	400,000	8,209	400,000	400,000
0000008 State Aid Totals	433,440	400,000	8,209	400,000	400,000
Rev Total for Div: 1502	1,165,904	1,188,361	158,582	1,158,394	1,158,394
0000010 Personnel Service					
6001000 SALARIES FULL-TIME	1,891,442	1,915,168	861,132	1,928,837	1,928,837
6001002 SALARIES TEMPORARY	290,258	284,510	141,666	284,510	284,510
6001003 SALARIES OVERTIME	51,118	65,000	28,517	65,000	65,000
6001004 SALARIES SHIFT DIFFERENTIAL	4,681	4,000	2,508	4,000	4,000
6001006 OUT OF TITLE PAY	6,381	3,000	1,084	3,000	3,000
6001008 STAND-BY PAY	1,700	1,000	853	1,000	1,000
6001009 OTHER PERSONNEL SERVICES	9,750	9,750	9,425	9,750	9,750

BROOME COUNTY GOVERNMENT
 REVENUE AND APPROPRIATION SUMMARY
 BY DEPARTMENT AND DIVISION

FUND: 1010 General Operating
 DEPT: 15000000 Public Works
 DIV: 02 DFW-Bldgs/Grounds

Account	2015 Actuals	2016 Budget	2016 YTD Actuals As of 08/29/16	2017 Budget Requested	2017 Budget Recommended
0000010 Personnel Service Totals	2,255,330	2,282,428	1,045,185	2,296,097	2,296,097
0000020 Equipment and Capital Outlay					
6002602 HEATING AND AIR CONDITIONING E	21,738	0	0	0	0
0000020 Equipment and Capital Outlay Totals	21,738	0	0	0	0
0000040 Contractual Expenditures					
6004005 SNOW REMOVAL MATERIALS & SUPPL	0	1,000	0	1,000	1,000
6004010 BOOKS AND SUBSCRIPTIONS	423	400	312	400	400
6004012 OFFICE SUPPLIES	1,006	500	1,428	500	500
6004021 BLDG MAINTENANCE SUPPLIES	78,231	96,000	39,671	96,000	96,000
6004022 FUEL AND HEATING SUPPLIES	323,791	326,500	156,886	319,000	319,000
6004023 BLDG AND GROUNDS SUPPLIES	79,970	112,686	36,307	103,000	103,000
6004030 FOOD AND BEVERAGES	23	0	0	0	0
6004040 MOTOR EQUIPMENT SUPPLIES	0	1,000	0	1,000	1,000
6004046 GAS OIL GREASE AND DIESEL FUEL	6,435	6,000	8,965	6,000	6,000
6004047 TIRES AND TUBES	0	500	270	500	500
6004048 MISC OPERATIONAL SUPPLIES	58,109	41,500	24,284	41,500	41,500
6004052 UNIFORMS	1,373	1,500	851	1,500	1,500
6004054 SAFETY SUPPLIES	7,385	7,500	4,462	7,500	7,500
6004055 COMPUTER SOFTWARE AND SUPPLIES	0	0	277	0	0
6004056 COMPUTER EQUIPMENT(NON CAPITAL	6,327	0	1,072	0	0
6004100 POSTAGE AND FREIGHT	164	100	343	100	100
6004112 BLDG GROUNDS AND EQUIP REPAIR	145,805	70,000	47,974	85,000	85,000
6004113 WATER AND SEWAGE CHARGES	189,631	234,300	112,683	223,800	223,800
6004114 HEATING AND AIR COND PLANT EXP	4,168	0	0	0	0
6004115 ELECTRIC CURRENT	719,951	618,500	283,087	601,500	601,500
6004117 BUILDING AND GROUNDS EXPENSES	201,437	250,000	98,205	240,000	240,000
6004137 ADVERTISING AND PROMOTION EXPE	309	0	0	0	0
6004138 OTHER OPERATIONAL EXPENSES	66,648	79,300	29,799	82,000	82,000
6004161 TRAVEL HOTEL AND MEALS	513	3,000	0	3,000	3,000
6004162 EDUCATION AND TRAINING	510	6,000	466	6,000	6,000
6004196 COPYING MACHINE RENTALS	0	500	229	500	500
6004200 PROPERTY LOSS	5,295	1,311	1,361	0	0
6004203 INSURANCE CLAIMS	2,298	0	0	0	0
6004255 CONTRACTED SERVICES	33,968	0	0	0	0
6004572 ENGINEERING AND ARCHITECTURAL	7,548	0	1,210	0	0
0000040 Contractual Expenditures Totals	1,941,318	1,858,097	850,142	1,819,800	1,819,800

REPORT:BP033

BROOME COUNTY GOVERNMENT
REVENUE AND APPROPRIATION SUMMARY
BY DEPARTMENT AND DIVISION

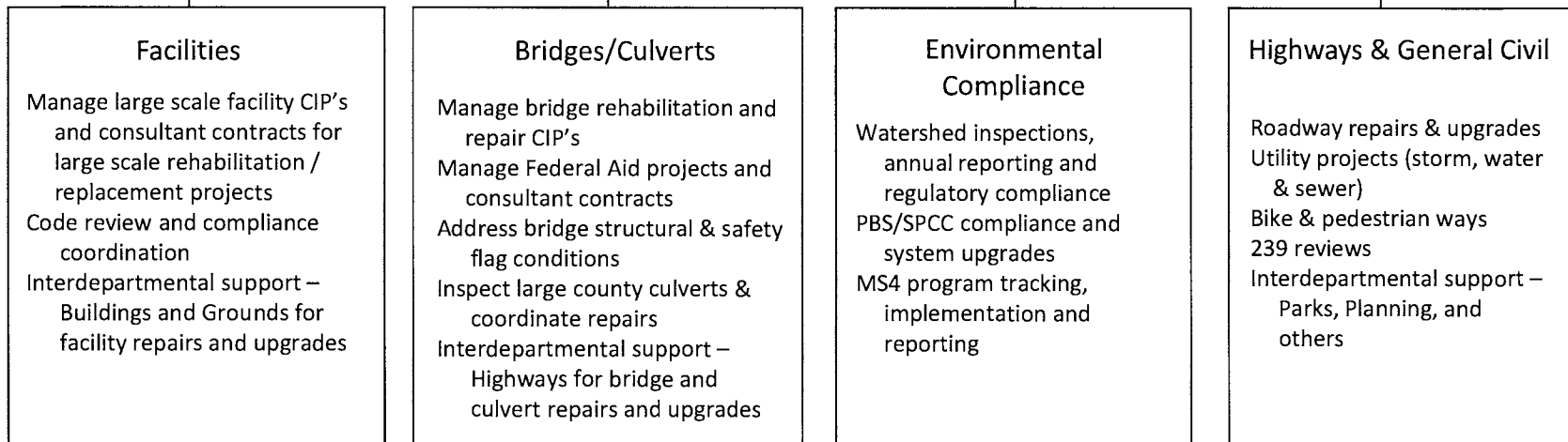
FUND: 1010 General Operating
DEPT: 15000000 Public Works
DIV: 02 DPW-Bldgs/Grounds

Account	2015 Actuals	2016 Budget	2016 YTD Actuals As of 08/29/16	2017 Budget Requested	2017 Budget Recommended
0000041 Chargeback Expenses					
6004602 INSURANCE PREMIUM CHARGEBACK	60,910	51,232	25,616	45,734	45,734
6004604 DPW SECURITY CHARGEBACKS	96,635	98,501	24,625	100,425	100,425
6004605 COUNTY ATTORNEY CHARGEBACKS	12,136	50,050	4,970	0	0
6004609 DATA PROCESSING CHARGEBACKS	0	4,500	0	0	0
6004614 OTHER CHARGEBACK EXPENSES	5,342	6,500	8,036	6,500	6,500
6004615 GASOLINE CHARGEBACK	29,616	48,900	5,508	56,475	56,475
6004616 FLEET SERVICE CHARGEBACK	60,237	52,326	0	60,374	60,374
6004619 BUILDING SERVICE CHARGEBACK	13,412	20,000	3,127	20,000	20,000
6004626 TRANSPORTATION SERVICES CHARGE	85,176	90,000	0	68,000	68,000
0000041 Chargeback Expenses Totals	363,464	422,009	71,882	357,508	357,508
0000080 Employee Benefits					
6008001 STATE RETIREMENT	374,098	361,637	174,895	341,135	341,135
6008002 SOCIAL SECURITY	163,119	174,610	75,607	175,289	175,289
6008004 WORKERS COMPENSATION	45,952	57,693	28,847	59,365	59,365
6008006 LIFE INSURANCE	609	615	300	615	615
6008007 HEALTH INSURANCE	440,301	446,316	199,964	427,528	427,528
6008009 RETIREE HEALTH INSURANCE	322,576	333,770	163,872	344,081	344,081
6008011 UNEMPLOYMENT INSURANCE	1,360	0	645	0	0
6008013 HEALTH INS - RETIRE INCENTIVE	12,695	0	0	0	0
0000080 Employee Benefits Totals	1,360,710	1,374,641	644,130	1,348,013	1,348,013
Exp Total for Div: 1502	5,942,560	5,937,175	2,611,339	5,821,418	5,821,418
Total for Div: 15000000	-4,776,656	-4,748,814	-2,452,757	-4,663,024	-4,663,024

Engineering

Commissioner of Public Works, Parks,
Recreation, & Youth Services

Deputy Commissioner
of Engineering



PUBLIC WORKS

Engineering

Mission Statement

The mission of the DPW Engineering Division is to provide quality engineering design, support, and project management services required to maintain County infrastructure including bridges, culverts, facilities and roadways; to deliver technical support to other Public Works Divisions and County Departments; and to serve residents of Broome County.

Description

The Engineering Division is a principal unit of the Department of Public Works. Our primary objective is to provide engineering design, support, and project management for repair, renovation, rehabilitation, and/or replacement projects related to County buildings, bridges, roadways, watersheds, culverts, facilities and all County infrastructure.

Our fundamental responsibility is the implementation of projects identified by the County Legislature through the Capital Improvement Program (CIP) in conjunction with projects initiated via individual departmental operating budgets. Although many of the major projects managed by the Engineering Division originate within our own Capital Improvement Program, we also provide project support and management to other Divisions within Public Works (Highways, Buildings & Grounds, Parks & Recreation, etc.), as well as to other Departments within Broome County (Public Safety, Planning & Economic Development, County Transit, Aviation, etc.).

In addition to our CIP project responsibilities, Division personnel are responsible for ongoing monitoring and maintenance projects related to the County's 108 bridges and 126 large diameter culverts. The 21 flood control watersheds owned by Broome County are inspected annually by Division staff to keep these structures in compliance with state and federal regulations. The Engineering Division is also tasked with monitoring County-wide compliance related to environmental permitting, and federal / state programs including: (1) the County's MS4 stormwater permit program and implementation, (2) Bulk Petroleum Storage permitting and requirements (including compliance with current spill prevention rules and procedures), and (3) ADA compliance and County transition plan.

2017 Objectives

The Engineering Division is committed to furnishing engineering services to Broome County in an efficient and cost-effective manner. We strive for engineering excellence and professional development of staff. Our 2017 objectives include:

- To deliver cost effective service that is timely and responsive to all County-wide departmental and public needs within the limits of the resources available.
- To work in unison with all County Departments in regard to their maintenance needs and Capital Improvement Programs.
- To advance the development of a multi-functional engineering division with major emphasis on highways, bridges/culverts, facilities, and parks with a multi-disciplined staff.

- To continue the re-organization the Division's major reference data bases and filing systems for better accessibility and efficiency.
 - To advance the goal of mapping all County infrastructure using GPS, and to create a GIS catalog of this information for use by County Public Works Departments.
 - To assist various Public Works Departments in their efforts to develop infrastructure inventory and long range repair and upgrade plans (including priorities and costs).
 - To promote high technical standards, encourage leadership, and foster career development amongst existing staff.
- Coordination of efforts among department divisions to reduce costs.

To continue to re-organize the Division's major reference data bases and filing system for better accessibility and efficiency during 2016 this will include:

- Complete the electronic filing and linking of all County ROW plans to our GIS system for easier retrieval.
- Continue the reorganization, scanning and electronic filing of all plan sets in our flat files.
- Continue processing all new projects in electronic format.
- To promote high technical standards, encourage leadership and career development amongst existing staff.

2017 Budget Highlights

- Eliminated costs and inefficiencies from the electronic bid distribution system.

Public Works, Parks, Recreation & Youth Services 15030001
Engineering

<u>Title of Position</u>	<u>Grade/Unit</u>	<u>2015 Actuals</u>	<u>As of 7/5/2016 Current Authorized</u>	<u>2017 Requested</u>	<u>2017 Recommended</u>
<u>Full-Time Positions</u>					
Deputy Commissioner of Public Works,Parks, Recreation & Youth Services/Engineering	H Admin	1	1	1	1
Engineer III	28 BAPA	2	2	2	2
Engineer II	24 CSEA	2	3	3	3
Engineer I *	21 CSEA	4	3	3	3
Assistant Engineer	17 CSEA	2	2	2	2
Total Full-Time Positions		11	11	11	11
<u>Part-Time Positions</u>					
None					
Total Part-Time Positions		0	0	0	0
Total Positions		11	11	11	11

* Two positions unfunded since 2011

BROOME COUNTY GOVERNMENT
 REVENUE AND APPROPRIATION SUMMARY
 BY DEPARTMENT AND DIVISION

FUND: 1010 General Operating
 DEPT: 15000000 Public Works
 DIV: 03 DFW-Engineering

Account	2015 Actuals	2016 Budget	2016 YTD Actuals As of 08/29/16	2017 Budget Requested	2017 Budget Recommended
0000007 Misc Interfund Revenues					
5000545 CREDIT CARD REBATES	26	0	21	0	0
0000007 Misc Interfund Revenues Totals	26	0	21	0	0
0000009 Federal Aid					
5000922 OTHER FEDERAL AID	9,294	50,000	0	48,000	48,000
0000009 Federal Aid Totals	9,294	50,000	0	48,000	48,000
Rev Total for Div: 1503	9,320	50,000	21	48,000	48,000
0000010 Personnel Service					
6001000 SALARIES FULL-TIME	637,554	621,124	265,768	639,428	639,428
6001002 SALARIES TEMPORARY	12,470	9,556	3,546	9,555	9,555
6001003 SALARIES OVERTIME	3,421	6,750	2,185	6,750	6,750
0000010 Personnel Service Totals	653,445	637,430	271,499	655,733	655,733
0000020 Equipment and Capital Outlay					
6002503 COMPUTER EQUIPMENT	21,353	0	0	0	0
0000020 Equipment and Capital Outlay Totals	21,353	0	0	0	0
0000040 Contractual Expenditures					
6004010 BOOKS AND SUBSCRIPTIONS	140	600	0	600	600
6004011 DUPLICATING AND PRINTING RM SU	0	500	0	500	500
6004012 OFFICE SUPPLIES	740	800	460	1,200	1,200
6004042 ENGINEERING SUPPLIES	1,479	3,000	729	2,600	2,600
6004048 MISC OPERATIONAL SUPPLIES	898	0	0	0	0
6004054 SAFETY SUPPLIES	480	1,000	266	1,000	1,000
6004055 COMPUTER SOFTWARE AND SUPPLIES	1,800	0	0	0	0
6004056 COMPUTER EQUIPMENT(NON CAPITAL	7,893	0	0	0	0
6004100 POSTAGE AND FREIGHT	14	100	0	100	100
6004105 DUES AND MEMBERSHIPS	0	200	165	200	200

REPORT:BP033

BROOME COUNTY GOVERNMENT
REVENUE AND APPROPRIATION SUMMARY
BY DEPARTMENT AND DIVISION

FUND: 1010 General Operating
DEPT: 15000000 Public Works
DIV: 03 DPW-Engineering

Account	2015 Actuals	2016 Budget	2016 YTD Actuals As of 08/29/16	2017 Budget Requested	2017 Budget Recommended
6004137 ADVERTISING AND PROMOTION EXPE	638	1,000	606	1,000	1,000
6004138 OTHER OPERATIONAL EXPENSES	76	500	0	500	500
6004162 EDUCATION AND TRAINING	1,071	2,200	425	2,200	2,200
6004196 COPYING MACHINE RENTALS	-689	1,320	473	1,320	1,320
0000040 Contractual Expenditures Totals	14,540	11,220	3,124	11,220	11,220
0000041 Chargeback Expenses					
6004615 GASOLINE CHARGEBACK	4,192	5,100	302	8,100	8,100
6004616 FLEET SERVICE CHARGEBACK	8,924	7,752	0	8,625	8,625
0000041 Chargeback Expenses Totals	13,116	12,852	302	16,725	16,725
0000060 Principal on Indebtedness					
6006008 PRINCIPAL ON CAPITAL LEASE	2,050	0	0	0	0
0000060 Principal on Indebtedness Totals	2,050	0	0	0	0
0000070 Interest on Indebtedness					
6007005 INTEREST ON CAPITAL LEASE	62	0	0	0	0
0000070 Interest on Indebtedness Totals	62	0	0	0	0
0000080 Employee Benefits					
6008001 STATE RETIREMENT	114,817	112,219	50,610	109,594	109,594
6008002 SOCIAL SECURITY	46,797	48,764	19,376	50,163	50,163
6008004 WORKERS COMPENSATION	3,254	3,959	1,980	4,146	4,146
6008006 LIFE INSURANCE	125	135	63	135	135
6008007 HEALTH INSURANCE	109,575	113,936	50,668	118,183	118,183
6008009 RETIREE HEALTH INSURANCE	197,806	204,987	94,343	189,972	189,972
6008010 DISABILITY INSURANCE	470	468	218	523	523
6008013 HEALTH INS - RETIRE INCENTIVE	1,219	0	0	0	0
0000080 Employee Benefits Totals	474,063	484,468	217,258	472,716	472,716
Exp Total for Div: 1503	1,178,629	1,145,970	492,183	1,156,394	1,156,394

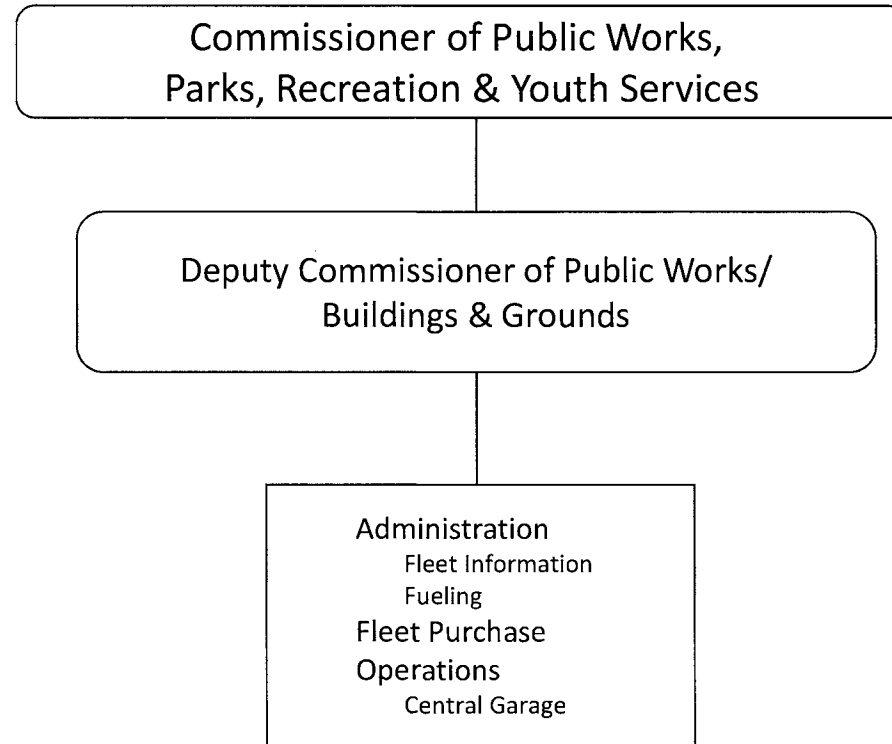
REPORT:BP033

BROOME COUNTY GOVERNMENT
REVENUE AND APPROPRIATION SUMMARY
BY DEPARTMENT AND DIVISION

FUND: 1010 General Operating
DEPT: 15000000 Public Works
DIV: 03 DPW-Engineering

Account	2015 Actuals	2016 Budget	2016 YTD Actuals As of 08/29/16	2017 Budget Requested	2017 Budget Recommended
Total for Div: 15000000	-1,169,309	-1,095,970	-492,162	-1,108,394	-1,108,394
Total for Dept: 15000000	-6,072,040	-5,953,371	-3,054,983	-5,822,938	-5,822,938

Fleet Management



Public Works, Parks, Recreation & Youth Services Fleet Management

Mission Statement

The Fleet Management division's mission is to provide and maintain a fleet of vehicles that will meet the needs of the individual departments with safety, efficiency, and ease of operation.

Description

We maintain the fleet vehicles from purchase to disposal. Vehicles are purchased according to state contract prices; they are serviced and inspected for safety. Vehicles are disposed of when the vehicle has met its expected life span.

2017 Objectives

- To continue to provide service to vehicles at a cost less than \$.55 per mile.
- To develop a newer more fuel-efficient fleet.
- To continue to purchase new vehicles to meet criteria on alternatively fueled vehicles.
- To reduce the incident ratio on repairs to vehicles.

2017 Budget Highlights

- Cost effectively maintain a fleet of safe vehicles.
- Purchase fuel efficient vehicles to contain costs.

Public Works, Parks, Recreation & Youth Services 09000001
Fleet Management

<u>Title of Position</u>	<u>Grade/Unit</u>	2015 <u>Actuals</u>	As of 7/5/2016 Current <u>Authorized</u>	2017 <u>Requested</u>	2017 <u>Recommended</u>
<u>Full-Time Positions</u>					
Head Automotive Mechanic *	17 CSEA	1	0	0	0
Automotive Mechanic	13 CSEA	3	3	3	3
Total Full-Time Positions		4	3	3	3
<u>Part-Time Positions</u>					
None					
Total Part-Time Positions		0	0	0	0
Total Positions		4	3	3	3

*One position unfunded since 2014, abolished in 2016

REPORT:BP032

BROOME COUNTY GOVERNMENT
REVENUE AND APPROPRIATION SUMMARY BY DEPARTMENT

FUND: 2070 Fleet Operating
DEPT: 09000000 Fleet Management

Account	2015 Actuals	2016 Budget	2016 YTD Actuals As of 08/29/16	2017 Budget Requested	2017 Budget Recommended
0000002 Departmental Income					
5000189 OTHER LOCAL GOVERNMENTS	32,603	41,250	5,127	26,325	26,325
5000229 BCC CHARGES	9,289	22,500	1,847	15,750	15,750
5000303 CHARGES FOR USE OF COUNTY CAR	197,608	221,962	0	231,083	231,083
5000304 CHARGES FOR GAS	291,945	418,690	50,100	381,600	381,600
5000326 CHARGEBACKS-MOTOR VEH SERVICE	452,893	389,538	0	424,778	424,778
0000002 Departmental Income Total	984,338	1,093,940	57,074	1,079,536	1,079,536
0000003 Use of Money					
5000451 INTEREST AND EARNINGS	292	200	104	290	290
0000003 Use of Money Total	292	200	104	290	290
0000006 Sale of Prop and Comp for Loss					
5000510 SALE OF SCRAP & EXCESS MATERIA	316	0	0	0	0
5000518 SALE OF EQUIPMENT	15,488	0	0	0	0
0000006 Sale of Prop and Comp for Loss Total	15,804	0	0	0	0
0000007 Misc Interfund Revenues					
5000532 PREMIUM & ACCRUED INT ON OBLIG	10,820	0	5,781	0	0
5000533 UNCLASSIFIED REVENUES	260	0	0	0	0
5000570 EARNINGS ON TEMPORARY INVESTME	39	0	0	0	0
0000007 Misc Interfund Revenues Total	11,119	0	5,781	0	0
0000009 Federal Aid					
5000952 ARRA DEBT REIMBURSEMENT	2,064	2,064	601	2,075	2,075
0000009 Federal Aid Total	2,064	2,064	601	2,075	2,075
Rev Totals for Dept: 09000000	1,013,617	1,096,204	63,560	1,081,901	1,081,901

REPORT:BP032

BROOME COUNTY GOVERNMENT
REVENUE AND APPROPRIATION SUMMARY BY DEPARTMENT

FUND: 2070 Fleet Operating

DEPT: 09000000 Fleet Management

Account	2015 Actuals	2016 Budget	2016 YTD Actuals As of 08/29/16	2017 Budget Requested	2017 Budget Recommended
0000010 Personnel Service					
6001000 SALARIES FULL-TIME	133,769	133,842	49,331	136,564	136,564
6001003 SALARIES OVERTIME	1,587	4,000	1,502	4,000	4,000
6001006 OUT OF TITLE PAY	202	300	60	300	300
0000010 Personnel Service Totals	135,558	138,142	50,893	140,864	140,864
0000040 Contractual Expenditures					
6004012 OFFICE SUPPLIES	0	100	0	100	100
6004040 MOTOR EQUIPMENT SUPPLIES	65,397	75,000	27,166	75,000	75,000
6004046 GAS OIL GREASE AND DIESEL FUEL	330,976	477,150	122,749	427,500	427,500
6004047 TIRES AND TUBES	27,676	55,693	20,515	40,000	40,000
6004048 MISC OPERATIONAL SUPPLIES	0	4,092	58	1,000	1,000
6004054 SAFETY SUPPLIES	0	1,000	0	1,000	1,000
6004055 COMPUTER SOFTWARE AND SUPPLIES	999	0	0	0	0
6004117 BUILDING AND GROUNDS EXPENSES	160	500	0	500	500
6004130 MOTOR EQUIP REPAIRS AND MAINT	9,413	25,000	1,305	25,000	25,000
6004138 OTHER OPERATIONAL EXPENSES	5,280	12,386	8,178	12,386	12,386
6004504 OTHER FINANCIAL SERVICES	450	199	60	182	182
0000040 Contractual Expenditures Totals	440,351	651,120	180,031	582,668	582,668
0000041 Chargeback Expenses					
6004601 INDIRECT COSTS	27,897	27,897	0	28,727	28,727
6004602 INSURANCE PREMIUM CHARGEBACK	1,150	1,049	525	1,191	1,191
6004606 TELEPHONE BILLING ACCOUNT	672	872	152	1,002	1,002
6004609 DATA PROCESSING CHARGEBACKS	661	4,660	0	8,241	8,241
6004615 GASOLINE CHARGEBACK	1,113	4,800	111	4,500	4,500
0000041 Chargeback Expenses Totals	31,493	39,278	788	43,661	43,661
0000042 Depreciation					
6004804 DEPRECIATION - MOTOR VEHICLES	208,235	0	4,184	0	0
6004805 DEPRECIATION - MACHINERY & EQU	3,181	0	0	0	0
0000042 Depreciation Totals	211,416	0	4,184	0	0
0000060 Principal on Indebtedness					
6006000 PRINCIPAL ON SERIAL BONDS	0	103,629	0	107,938	107,938

REPORT:BP032

BROOME COUNTY GOVERNMENT
REVENUE AND APPROPRIATION SUMMARY BY DEPARTMENT

FUND: 2070 Fleet Operating
DEPT: 09000000 Fleet Management

Account	2015 Actuals	2016 Budget	2016 YTD Actuals As of 08/29/16	2017 Budget Requested	2017 Budget Recommended
6006001 PRINCIPAL ON BANS	0	268,000	0	312,317	312,317
0000060 Principal on Indebtedness Totals	0	371,629	0	420,255	420,255
0000070 Interest on Indebtedness					
6007000 INTEREST ON SERIAL BONDS	21,067	14,924	4,249	10,980	10,980
6007001 INTEREST ON BANS	10,025	11,320	3,908	11,847	11,847
0000070 Interest on Indebtedness Totals	31,092	26,244	8,157	22,827	22,827
0000080 Employee Benefits					
6008001 STATE RETIREMENT	23,602	25,050	12,204	25,010	25,010
6008002 SOCIAL SECURITY	9,719	10,193	3,592	10,761	10,761
6008004 WORKERS COMPENSATION	2,906	3,213	1,607	2,717	2,717
6008006 LIFE INSURANCE	45	45	23	45	45
6008007 HEALTH INSURANCE	28,661	28,656	13,270	28,655	28,655
6008008 OPEB - HEALTH INSURANCE	35,567	0	0	0	0
6008009 RETIREE HEALTH INSURANCE	23,968	23,969	11,984	23,016	23,016
6008010 DISABILITY INSURANCE	234	285	109	261	261
0000080 Employee Benefits Totals	124,702	91,411	42,789	90,465	90,465
Exp Totals for Dept: 09000000	974,612	1,317,824	286,842	1,300,740	1,300,740
Total for Dept: 09000000	39,005	-221,620	-223,282	-218,839	-218,839

P u r c h a s i n g

Director of Purchasing

Procurement
Board of Acquisition and Contract Support
Letter contracts
Multi-municipal contract development
Annual Surplus Auction
Bid and Request For Proposal specification
development
General Contract Administration
Supervision and Implementation of the
Competitive Bid Process
Procurement Card Program

Purchasing

Mission Statement

To provide quality service through effective teamwork and communication with County departments, political subdivisions, state agencies and vendors in a commitment to obtain the desired goods and services at the lowest possible cost in a professional, ethical, responsive and timely manner and in accordance with all County and state municipal laws.

Description

The Division of Purchasing is responsible, in whole or part for:

- The cost-efficient procurement of over twenty million dollars worth of supplies, materials, equipment and services for Broome County Government.
- Processing of Letter Contracts and all Board of Acquisition and Contract (BAC) requests, processing approximately 5,000 purchase orders.
- Supervision of the Procurement Card Program; Copy/MFP Machine Lease & Maintenance Programs, Toner Cartridge Contract and Maintenance Supply Contract.
- General Contract Administration including issuance of Notices of Default.
- Being the lead agency for the maintenance contracts including, janitorial supplies, office supplies, vending services, and equipment contracts.
- Supervision and implementation of the competitive bidding process
- Review and/or preparation of specifications

- Establishment of standards
- Publication of Legal Notices and content on County website
- Maintain County website for bid notice publication and specifications (BidNet - Empire State Purchasing Group)
- Supplier relations, department relations, personnel training and reporting.
- The relocation, scrapping or selling of obsolete or surplus equipment and vehicles through the bidding process or annual auction (open to the political subdivisions) which generates revenue for all participants.

Although not mandated, the Division of Purchasing allows the political subdivisions and any New York State county to participate in purchase contracts. The legislation in Albany passed into law the provision for “piggybacking” on service contracts between counties and municipalities.

Providing these contracts has eliminated wasteful bidding or shopping, duplication of time, effort, administration costs, advertising expenses, etc. and has resulted in lower prices generated by the combined larger volume.

The Division of Purchasing provides these contracts at no cost to the Political Subdivisions. However, there are considerable County costs associated with this service: personnel, printing, copier, office supplies, telephone, and postage.

2017 Objectives

- Continue to work with BidNet - Empire State Purchasing Group's e-procurement system to post County bid notices, specifications, proposals, and quotes. This system has generated an increase in exposure of our solicitations for prospective bidders and has promoted greater competition. We have placed the bid results on site as well.
- Continue to promote the usage of the procurement card within Broome County departments. This will reduce the small dollar amount purchase orders and the use of petty cash. This is a more efficient and less time consuming way to make small or immediate need purchases and travel expenses.
- Continue efforts to expand the annual auction to include even more towns, villages and County departments. The Highway Department site has proved to be the perfect location. It is hoped interest in participation will grow.
- Continue on-site purchasing assistance for all departments on the rules and regulations governing the purchasing of goods and services in accordance with General Municipal Law 103, 104.
- Be proactive in "buying green" products.
- Continue efforts to decrease the amount of scanners, inkjet printers, printers, and copy and fax machines in use throughout the County departments. The cost to Broome County for leases, maintenance, supplies, equipment and energy could be greatly reduced by implementing the use of multi-function machines.
- Continue to train and advise department fiscal personnel in the PeopleSoft system.

2017 Budget Highlights

- Investigate potential for on-line surplus auctions.
- Adopt local law and change purchasing manual to allow contracts awarded on "best value".
- Investigate potential for on-line submission of bids and proposals
- Elimination of document printing and mailing costs by making Empire State Purchasing Group the sole method of distribution.

Purchasing 16000001

		As of 7/5/2016			
<u>Title of Position</u>	<u>Grade/Unit</u>	<u>2015 Actuals</u>	<u>Current Authorized</u>	<u>2017 Requested</u>	<u>2017 Recommended</u>
<u>Full-Time Positions</u>					
Director of Purchasing	F Admin	1	1	1	1
Senior Buyer	15 BAPA	1	1	1	1
Buyer	14 CSEA	1	1	1	1
Total Full-Time Positions		3	3	3	3
<u>Part-Time Positions</u>					
None		0	0	0	0
Total Part-Time Positions		0	0	0	0
Total Positions		3	3	3	3

REPORT:BP032

BROOME COUNTY GOVERNMENT
REVENUE AND APPROPRIATION SUMMARY BY DEPARTMENT

FUND: 1010 General Operating

DEPT: 16000000 Purchasing

Account	2015 Actuals	2016 Budget	2016 YTD Actuals As of 08/29/16	2017 Budget Requested	2017 Budget Recommended
0000005 Fines and Forfeitures					
5000500 FORFEITURE OF DEPOSITS	1,925	0	0	0	0
0000005 Fines and Forfeitures Total	<u>1,925</u>	<u>0</u>	<u>0</u>	<u>0</u>	<u>0</u>
0000006 Sale of Prop and Comp for Loss					
5000518 SALE OF EQUIPMENT	1,004	0	0	0	0
0000006 Sale of Prop and Comp for Loss Total	<u>1,004</u>	<u>0</u>	<u>0</u>	<u>0</u>	<u>0</u>
0000007 Misc Interfund Revenues					
5000545 CREDIT CARD REBATES	5	0	15	0	0
0000007 Misc Interfund Revenues Total	<u>5</u>	<u>0</u>	<u>15</u>	<u>0</u>	<u>0</u>
Rev Totals for Dept: 16000000	<u>2,934</u>	<u>0</u>	<u>15</u>	<u>0</u>	<u>0</u>
0000010 Personnel Service					
6001000 SALARIES FULL-TIME	168,587	159,529	67,026	149,224	149,224
6001002 SALARIES TEMPORARY	8,335	12,914	6,285	13,140	13,140
0000010 Personnel Service Totals	<u>176,922</u>	<u>172,443</u>	<u>73,311</u>	<u>162,364</u>	<u>162,364</u>
0000040 Contractual Expenditures					
6004010 BOOKS AND SUBSCRIPTIONS	49	40	55	40	40
6004012 OFFICE SUPPLIES	832	800	29	800	800
6004105 DUES AND MEMBERSHIPS	150	180	240	180	180
6004106 GENERAL OFFICE EXPENSES	162	110	0	110	110
6004137 ADVERTISING AND PROMOTION EXPE	939	1,500	386	1,500	1,500
6004138 OTHER OPERATIONAL EXPENSES	383	465	0	465	465
6004161 TRAVEL HOTEL AND MEALS	443	350	597	350	350
6004162 EDUCATION AND TRAINING	300	350	250	350	350
6004196 COPYING MACHINE RENTALS	1,494	1,668	746	1,668	1,668
0000040 Contractual Expenditures Totals	<u>4,752</u>	<u>5,463</u>	<u>2,303</u>	<u>5,463</u>	<u>5,463</u>

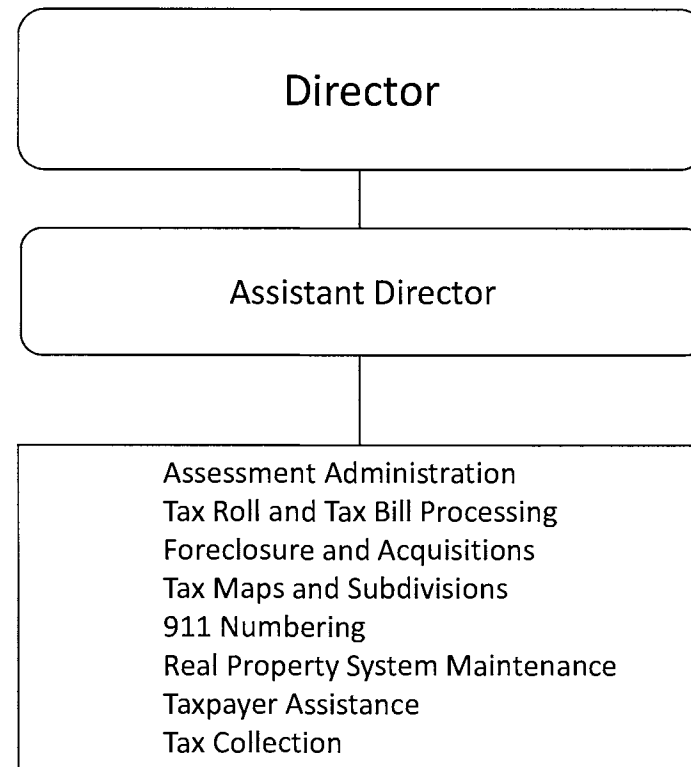
REPORT:BP032

BROOME COUNTY GOVERNMENT
 REVENUE AND APPROPRIATION SUMMARY BY DEPARTMENT

FUND: 1010 General Operating
 DEPT: 16000000 Purchasing

Account	2015 Actuals	2016 Budget	2016 YTD Actuals As of 08/29/16	2017 Budget Requested	2017 Budget Recommended
0000041 Chargeback Expenses					
6004602 INSURANCE PREMIUM CHARGEBACK	158	143	143	144	144
0000041 Chargeback Expenses Totals	158	143	143	144	144
0000080 Employee Benefits					
6008001 STATE RETIREMENT	29,752	32,419	11,648	28,032	28,032
6008002 SOCIAL SECURITY	12,578	13,192	5,098	12,462	12,462
6008004 WORKERS COMPENSATION	896	887	444	897	897
6008006 LIFE INSURANCE	48	45	23	45	45
6008007 HEALTH INSURANCE	29,440	28,656	14,933	36,057	36,057
6008009 RETIREE HEALTH INSURANCE	48,494	52,909	29,513	59,010	59,010
6008010 DISABILITY INSURANCE	78	95	0	87	87
6008013 HEALTH INS - RETIRE INCENTIVE	4,435	0	0	0	0
0000080 Employee Benefits Totals	125,721	128,203	61,659	136,590	136,590
Exp Totals for Dept: 16000000	307,553	306,252	137,416	304,561	304,561
Total for Dept: 16000000	-304,619	-306,252	-137,401	-304,561	-304,561

Real Property Tax Services



Real Property Tax Services

Mission Statement

Real Property Tax Agency is mandated by State Real Property Tax Law, Section 1530, and is primarily responsible for coordination of assessment administration in the towns, villages and city. Under the Broome County Charter the agency also has tax enforcement and property recording duties. The agency operates with authority under the New York State Real Property Tax Laws and County Charter. Additionally, Section 1184 establishes procedures to collect back taxes through an installment program, which this department administers. Taxes are collected by this department for the following school districts: Binghamton City School, Sunrise Terrace, Chenango Valley, Chenango Forks, Deposit, Johnson City, Susquehanna Valley and Whitney Point; and property taxes for the following: City of Binghamton and the towns of Binghamton, Conklin, Dickinson, Fenton, Kirkwood, Nanticoke and Union.

Description

Assessment Administration - includes the production of assessor field books, tentative and final assessment rolls, annual assessors reports, annual exemption reports, computation of utility, special franchise, state land and railroad assessments for 16 towns and 3 villages, maintenance of ownership records, assessors training and support, Board of Assessment review training, and tax error investigations for 24 County municipalities.

Tax Roll and Bill Processing includes tax corrections and refunds, special district relieves, tax roll balancing, collector input, tax rolls and

bills for 16 towns, 6 villages and 17 school districts, and special district benefit rolls (450 special districts).

Foreclosure includes title searching, legal notices, mailings, court appearances, financing accounting, property inspections, tax sale auctions, plus other enforcement duties, on the 86,000 properties in the County dealing, on average, with 800 properties per year.

Taxpayer Assistance includes helping taxpayers with problems with assessments, correcting errors in property tax bills, problems with tax maps, problems with tax foreclosures as well as answering general assessment administration questions.

Tax Map includes map changes by deeds including splits, combinations, filing of subdivisions, error investigations, corrections, issuing of maps to 16 towns, 7 villages, etc., sales of maps to public.

County Takings-Social Services Support includes title searches, preparation of legal papers, vouchers, tax searches, appraisals, court appearances, and record follow-up.

Tax Collection includes collecting, posting, balancing daily deposits and of collections, plus dealing with taxpayer and escrow companies' problems and reconciliation of tax warrants.

Installment Program includes the necessary research, implementation, collections, record keeping and statistical

analysis to administrate over 750 agreements and also dealing with the public, both those in the program and taxpayers wanting to enter an agreement.

Property Management includes collection of rents, repairs to maintain the present condition of the property, and deal with tenant issues.

2017 Objectives

- Continue to assist all municipalities within Broome County with their assessment and tax collection goals. Real Property will continue to offer the service of tax collection for any municipality in the County.
- The assessment community will continue to be updated with the most current Legislation from the County along with New York State as it applies to the assessors.
- Real Property is developing a stronger relationship with the Office of Management and Budget on common goals and better communication between the departments. Currently, Real Property is working with the Office of Management and Budget towards meeting a common goal of establishing an acceptable tax collection software program that meets our needs as a government agency. The two departments continue to work together to formulate the requirements for a software program that will have the ability to handle both current and delinquent tax collection along with other functions necessary for accurate tax collection.

2017 Budget Highlights

- The Real Property Tax Services Department will continue to ensure that residents will have the ability to pay taxes on-line with the convenience of using a credit or debit card along with e-check.
- The auction process has been restructured to include resale of the foreclosed properties in a more timely fashion along with reducing the amount of maintenance performed on the properties. These changes will equate to increased revenue for the Real Property department.
- There will be some internal restructuring within the department enabling the department to run in a more efficient manner.
- In September 2016, Real Property will began collecting school taxes for the both the Deposit Central School District along with Whitney Point Central School District.

Real Property Tax Services 17000001

<u>Title of Position</u>	<u>Grade/Unit</u>	2015 <u>Actuals</u>	As of 7/5/2016 <u>Authorized</u>	2017 <u>Requested</u>	2017 <u>Recommended</u>
<u>Full-Time Positions</u>					
Director of Real Property Tax Services III	H Admin	1	1	1	1
Assistant Director of Real Property Tax Services	20 Admin	1	1	1	1
County Receiver of Taxes	19 BAPA	1	1	1	1
Tax Map Technician	18 CSEA	1	1	1	1
Real Property Appraiser	18 CSEA	1	1	1	1
Real Property Tax Services Specialist	16 CSEA	1	1	1	1
Real Property Tax Service Assistant	14 CSEA	1	1	1	1
Title Searcher	14 CSEA	1	1	1	1
Principal Clerk	12 CSEA	0	0	1	0
Senior Clerk	8 CSEA	2	2	2	2
Total Full-Time Positions		10	10	11	10
<u>Part-Time Positions</u>					
None					
Total Part-Time Positions		0	0	0	0
Total Positions		10	10	11	10

REPORT:BP032

BROOME COUNTY GOVERNMENT
REVENUE AND APPROPRIATION SUMMARY BY DEPARTMENT

FUND: 1010 General Operating

DEPT: 17000000 Real Property Tax Services

Account	2015 Actuals	2016 Budget	2016 YTD Actuals As of 08/29/16	2017 Budget Requested	2017 Budget Recommended
0000001 Tax Items					
5000002 GAIN FROM SALE-TAX ACQ PROPERT	2,026,895	1,232,000	327,838	1,100,000	1,100,000
5000004 INTEREST & PENAL-REAL PROP TAX	2,094	0	0	0	0
0000001 Tax Items Total	2,028,989	1,232,000	327,838	1,100,000	1,100,000
0000002 Departmental Income					
5000185 DATA PROCESSING TAX SERVICES	121,837	137,000	35,963	137,000	137,000
5000187 REIMBURSEMENT - ANIMAL SHELTER	0	0	1,713	0	0
5000227 TITLE SEARCH FEES	541,556	230,000	-420,079	245,000	245,000
5000426 MISCELLANEOUS	6,534	10,000	2,618	8,000	8,000
5000441 TAX COLLECTION FEES	189,461	185,000	122,344	185,000	185,000
0000002 Departmental Income Total	859,388	562,000	-257,441	575,000	575,000
0000003 Use of Money					
5000451 INTEREST AND EARNINGS	7,453	10,000	2,326	8,000	8,000
5000460 RENTAL OF REAL PROPERTY INDIVI	94,613	50,000	26,503	50,000	50,000
0000003 Use of Money Total	102,066	60,000	28,829	58,000	58,000
0000005 Fines and Forfeitures					
5000500 FORFEITURE OF DEPOSITS	22,340	5,000	6,075	5,000	5,000
0000005 Fines and Forfeitures Total	22,340	5,000	6,075	5,000	5,000
0000006 Sale of Prop and Comp for Loss					
5000517 SALES OF REAL PROPERTY	6,000	0	10,000	0	0
0000006 Sale of Prop and Comp for Loss Total	6,000	0	10,000	0	0
0000007 Misc Interfund Revenues					
5000530 REFUNDS OF PRIOR YEARS EXPENDI	138	0	0	0	0
0000007 Misc Interfund Revenues Total	138	0	0	0	0
0000008 State Aid					

BROOME COUNTY GOVERNMENT
REVENUE AND APPROPRIATION SUMMARY BY DEPARTMENT

FUND: 1010 General Operating
DEPT: 17000000 Real Property Tax Services

Account	2015 Actuals	2016 Budget	2016 YTD Actuals As of 08/29/16	2017 Budget Requested	2017 Budget Recommended
5000803 PROPERTY TAX ADMINISTRATION	30,768	35,000	4,600	43,000	43,000
0000008 State Aid Total	30,768	35,000	4,600	43,000	43,000
Rev Totals for Dept: 17000000	3,049,689	1,894,000	119,901	1,781,000	1,781,000
0000010 Personnel Service					
6001000 SALARIES FULL-TIME	499,398	493,966	213,754	538,110	505,704
6001002 SALARIES TEMPORARY	28,328	40,811	30,192	34,564	34,564
0000010 Personnel Service Totals	527,726	534,777	243,946	572,674	540,268
0000040 Contractual Expenditures					
6004010 BOOKS AND SUBSCRIPTIONS	0	500	0	500	500
6004012 OFFICE SUPPLIES	4,817	5,794	2,139	5,500	5,500
6004100 POSTAGE AND FREIGHT	530	482	0	520	520
6004105 DUES AND MEMBERSHIPS	590	1,500	100	1,500	1,500
6004106 GENERAL OFFICE EXPENSES	15	5,500	2,742	5,500	5,500
6004111 BUILDING AND LAND RENTAL	0	0	0	1,500	1,500
6004137 ADVERTISING AND PROMOTION EXPE	9,578	11,500	4,362	10,000	10,000
6004138 OTHER OPERATIONAL EXPENSES	0	0	10	0	0
6004160 MILEAGE AND PARKING-LOCAL	328	2,500	786	2,500	2,500
6004162 EDUCATION AND TRAINING	780	1,050	0	1,000	1,000
6004192 SOFTWARE MAINTENANCE	31,100	0	0	0	0
6004193 HARDWARE MAINTENANCE	150	0	0	0	0
6004194 SOFTWARE RENTAL	20,600	0	0	0	0
6004196 COPYING MACHINE RENTALS	1,397	4,500	1,528	3,000	3,000
6004584 TAX ACQUIRED PROPERTY EXPENSES	47,389	45,000	8,969	45,000	45,000
0000040 Contractual Expenditures Totals	117,274	78,326	20,636	76,520	76,520
0000041 Chargeback Expenses					
6004602 INSURANCE PREMIUM CHARGEBACK	12,335	13,218	6,609	16,444	16,444
6004615 GASOLINE CHARGEBACK	55	0	0	0	0
6004616 FLEET SERVICE CHARGEBACK	2,231	0	0	0	0
6004619 BUILDING SERVICE CHARGEBACK	0	3,000	0	3,000	3,000

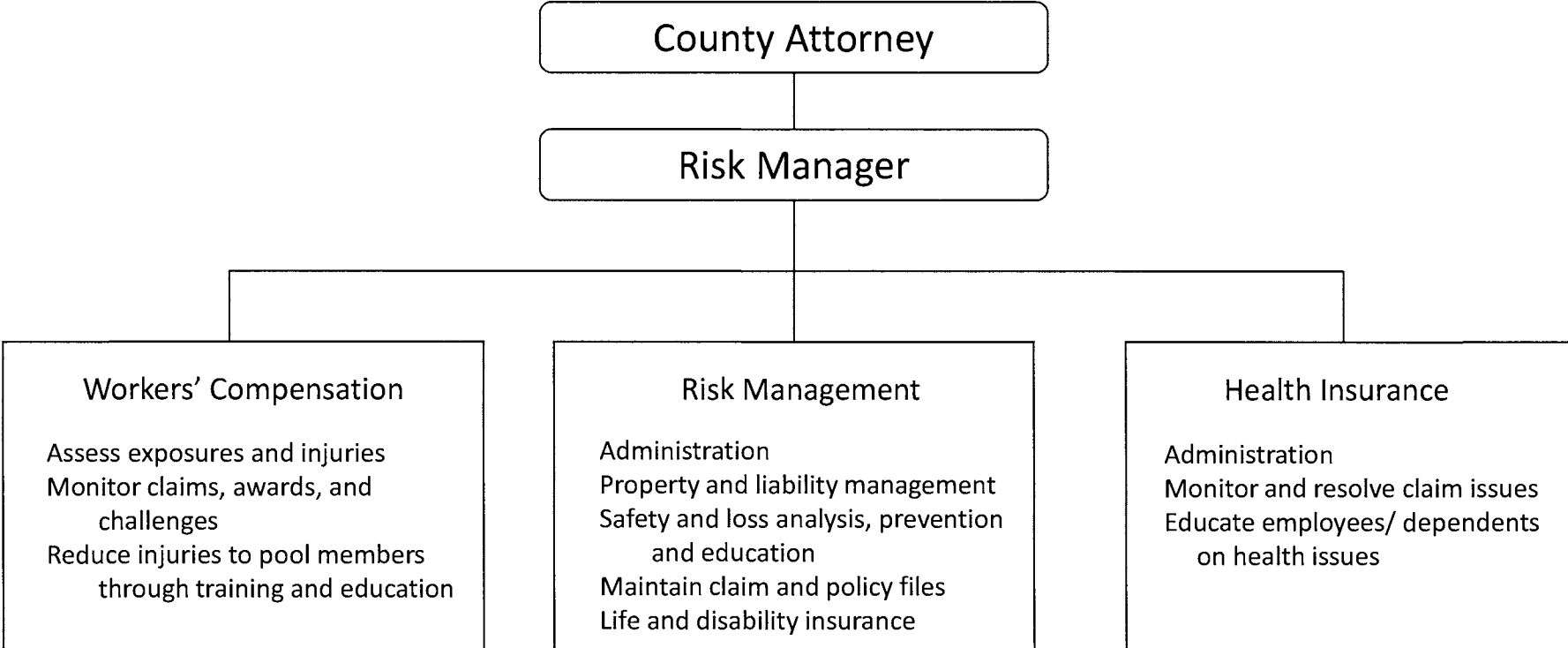
REPORT:BP032

BROOME COUNTY GOVERNMENT
REVENUE AND APPROPRIATION SUMMARY BY DEPARTMENT

FUND: 1010 General Operating
DEPT: 17000000 Real Property Tax Services

Account	2015 Actuals	2016 Budget	2016 YTD Actuals As of 08/29/16	2017 Budget Requested	2017 Budget Recommended
0000041 Chargeback Expenses Totals	14,621	16,218	6,609	19,444	19,444
0000060 Principal on Indebtedness					
6006008 PRINCIPAL ON CAPITAL LEASE	6,630	0	0	0	0
0000060 Principal on Indebtedness Totals	6,630	0	0	0	0
0000070 Interest on Indebtedness					
6007005 INTEREST ON CAPITAL LEASE	366	0	0	0	0
0000070 Interest on Indebtedness Totals	366	0	0	0	0
0000080 Employee Benefits					
6008001 STATE RETIREMENT	84,466	85,687	40,647	86,603	83,220
6008002 SOCIAL SECURITY	38,365	37,743	17,645	41,038	38,592
6008004 WORKERS COMPENSATION	20,514	23,387	11,693	24,904	24,904
6008006 LIFE INSURANCE	145	150	75	165	150
6008007 HEALTH INSURANCE	91,854	82,505	43,783	100,541	91,523
6008009 RETIREE HEALTH INSURANCE	113,669	107,038	61,769	123,506	123,506
6008010 DISABILITY INSURANCE	509	664	218	697	697
6008013 HEALTH INS - RETIRE INCENTIVE	4,382	0	0	0	0
0000080 Employee Benefits Totals	353,904	337,174	175,830	377,454	362,592
Exp Totals for Dept: 17000000	1,020,521	966,495	447,021	1,046,092	998,824
Total for Dept: 17000000	2,029,168	927,505	-327,120	734,908	782,176

Risk and Insurance



Risk & Insurance Risk Management

Mission Statement

To maintain an effective program of identifying, controlling, and financing risks to the County.

Description

The Office of Risk and Insurance, as part of the Law Department, is responsible for: (1) risk identification through inspections and review of operations; (2) risk control through enforcement of code and regulatory requirements and recommendations for risk containment; (3) risk financing through commercial, funded, or unfunded programs; (4) transferring risk to vendors by requiring and reviewing vendor insurance; and (5) claim investigation to aid in claim denial, settlement, or defense.

The County has been self-insured since 1979 when it established a Risk Management Office by Local Law 16 of 1979.

2017 Objectives

- Reaffirm County commitment to reducing the total cost of risk through implementation of various strategies founded in the concepts of enterprise risk management.

2017 Budget Highlights

- Continuing budget with appropriate inflationary trends.

Risk & Insurance 18010001, 18020001, 18030001
 Risk Management

As of
 7/5/2016

<u>Title of Position</u>	<u>Grade/Unit</u>	2015 <u>Actuals</u>	Current <u>Authorized</u>	2017 <u>Requested</u>	2017 <u>Recommended</u>
<u>Full-Time Positions</u>					
Manager of Risk and Insurance	H Admin	1	1	1	1
Workers' Compensation Analyst	22 Admin	1	1	1	1
Claims Manager	22 Admin	1	1	1	1
Safety Specialist	22 Admin	1	1	1	1
Health Insurance Analyst	18 Admin	1	1	1	1
Senior Account Clerk	10 Admin	1	1	1	1
Total Full-Time Positions		6	6	6	6
<u>Part-Time Positions</u>					
None					
Total Part-Time Positions		0	0	0	0
Total Positions		6	6	6	6

REPORT:BP032

BROOME COUNTY GOVERNMENT
REVENUE AND APPROPRIATION SUMMARY BY DEPARTMENT

FUND: 2090 Self Insurance Operating
DEPT: 18000000 Risk and Insurance

Account	2015 Actuals	2016 Budget	2016 YTD Actuals As of 08/29/16	2017 Budget Requested	2017 Budget Recommended
0000002 Departmental Income					
5000229 BCC CHARGES	68,734	65,482	0	105,068	105,068
5000300 WORKERS COMP ADMINISTRATION	191,898	195,510	0	196,245	196,245
5000301 HEALTH CARE ADMINISTRATION	119,183	179,919	0	128,307	128,307
5000306 INSURANCE CHARGEBACK	978,646	998,461	499,540	1,006,688	1,006,688
5000320 COUNTY CONTRIBUTION	91,052	119,023	44,438	104,502	104,502
5000406 ACTIVE EMPLOYEE CONTRIBUTION	113,909	131,590	56,417	123,851	123,851
0000002 Departmental Income Total	1,563,422	1,689,985	600,395	1,664,661	1,664,661
0000003 Use of Money					
5000451 INTEREST AND EARNINGS	1,946	1,670	1,041	2,200	2,200
0000003 Use of Money Total	1,946	1,670	1,041	2,200	2,200
0000006 Sale of Prop and Comp for Loss					
5000520 INSURANCE RECOVERIES	73,749	40,000	3,400	40,000	40,000
0000006 Sale of Prop and Comp for Loss Total	73,749	40,000	3,400	40,000	40,000
0000007 Misc Interfund Revenues					
5000534 TRANSFER FROM INSURANCE RESERV	0	400,000	0	417,224	417,224
0000007 Misc Interfund Revenues Total	0	400,000	0	417,224	417,224
Rev Totals for Dept: 18000000	1,639,117	2,131,655	604,836	2,124,085	2,124,085
0000010 Personnel Service					
6001000 SALARIES FULL-TIME	335,776	332,235	131,184	340,761	340,761
6001002 SALARIES TEMPORARY	11,228	11,307	5,199	11,477	11,477
0000010 Personnel Service Totals	347,004	343,542	136,383	352,238	352,238
0000040 Contractual Expenditures					

BROOME COUNTY GOVERNMENT
REVENUE AND APPROPRIATION SUMMARY BY DEPARTMENT

FUND: 2090 Self Insurance Operating
DEPT: 18000000 Risk and Insurance

Account	2015 Actuals	2016 Budget	2016 YTD Actuals As of 08/29/16	2017 Budget Requested	2017 Budget Recommended
6004010 BOOKS AND SUBSCRIPTIONS	48	400	0	400	400
6004012 OFFICE SUPPLIES	725	1,000	250	1,000	1,000
6004045 TRAINING AND EDUCATIONAL SUPPL	0	500	5	500	500
6004054 SAFETY SUPPLIES	960	2,000	0	2,000	2,000
6004105 DUES AND MEMBERSHIPS	0	350	0	350	350
6004106 GENERAL OFFICE EXPENSES	89	250	174	250	250
6004160 MILEAGE AND PARKING-LOCAL	0	100	173	100	100
6004162 EDUCATION AND TRAINING	265	1,800	345	400	400
6004169 DAY TRIP MEAL REIMBURSEMENT	32	68	32	68	68
6004196 COPYING MACHINE RENTALS	1,338	1,400	1,212	1,200	1,200
6004200 PROPERTY LOSS	246,000	210,000	57,310	260,746	260,746
6004201 INSURANCE PREMIUMS	252,501	368,262	3,566	347,704	347,704
6004203 INSURANCE CLAIMS	236,711	384,953	105,476	385,746	385,746
6004204 COMPENSATION CLAIMS	3,116	10,000	2,269	10,000	10,000
6004402 LAB SERVICES	11,642	13,500	5,843	15,000	15,000
6004573 OTHER FEES FOR SERVICES	20,470	50,000	6,863	50,000	50,000
6004588 INTEREST AND PENALTIES	743	0	0	0	0
6004597 DISABILITY INSURANCE PREMIUMS	202,778	240,000	101,930	210,000	210,000
0000040 Contractual Expenditures Totals	977,418	1,284,583	285,448	1,285,464	1,285,464
0000041 Chargeback Expenses					
6004601 INDIRECT COSTS	201,341	218,205	0	180,998	180,998
6004602 INSURANCE PREMIUM CHARGEBACK	188	170	170	170	170
6004605 COUNTY ATTORNEY CHARGEBACKS	1,408	6,125	578	6,125	6,125
6004606 TELEPHONE BILLING ACCOUNT	3,921	3,189	1,057	2,338	2,338
6004609 DATA PROCESSING CHARGEBACKS	16,466	15,269	0	21,435	21,435
6004610 PERSONNEL SERVICES CHARGEBACKS	26,000	26,000	0	26,000	26,000
6004614 OTHER CHARGEBACK EXPENSES	23	25	0	66	66
6004617 DUPLICATING/PRINTING CHARGEBAC	1,651	2,296	498	1,604	1,604
6004618 OFFICE SUPPLIES CHARGEBACK	6,423	6,911	3,814	6,911	6,911
0000041 Chargeback Expenses Totals	257,421	278,190	6,117	245,647	245,647
0000080 Employee Benefits					
6008001 STATE RETIREMENT	53,213	57,725	27,109	56,352	56,352
6008002 SOCIAL SECURITY	24,652	26,281	9,502	26,946	26,946
6008004 WORKERS COMPENSATION	1,822	1,644	822	1,831	1,831
6008006 LIFE INSURANCE	90	90	45	90	90
6008007 HEALTH INSURANCE	74,784	79,165	36,614	82,127	82,127
6008008 OPEB - HEALTH INSURANCE	22,213	0	0	0	0

REPORT:BP032

BROOME COUNTY GOVERNMENT
REVENUE AND APPROPRIATION SUMMARY BY DEPARTMENT

FUND: 2090 Self Insurance Operating
DEPT: 18000000 Risk and Insurance

Account	2015 Actuals	2016 Budget	2016 YTD Actuals As of 08/29/16	2017 Budget Requested	2017 Budget Recommended
6008009 RETIREE HEALTH INSURANCE	53,955	60,435	36,695	73,390	73,390
0000080 Employee Benefits Totals	230,729	225,340	110,787	240,736	240,736
Exp Totals for Dept: 18000000	1,812,572	2,131,655	538,735	2,124,085	2,124,085
Total for Dept: 18000000	-173,455	0	66,101	0	0

Risk & Insurance
Health Insurance

Mission Statement

To provide a cost effective alternative to commercial health insurance for eligible current and former County employees.

Description

The health insurance fund (established by Resolution 81-298) is an internal services fund providing for claims administrations, in-patient and outpatient medical costs, and prescription coverage.

2017 Objectives

- Continue exploring cost savings through increased administrative efficiency.

2017 Budget Highlights

- Continuing budget with appropriate inflationary trends.

REPORT:BP032

BROOME COUNTY GOVERNMENT
REVENUE AND APPROPRIATION SUMMARY BY DEPARTMENT

FUND: 2080 Health Insurance Operating
DEPT: 18000000 Risk and Insurance

Account	2015 Actuals	2016 Budget	2016 YTD Actuals As of 08/29/16	2017 Budget Requested	2017 Budget Recommended
0000002 Departmental Income					
5000229 BCC CHARGES	8,746,446	8,550,074	4,463,560	8,677,080	8,677,080
5000320 COUNTY CONTRIBUTION	28,920,969	29,110,738	15,237,454	28,784,541	28,784,541
5000406 ACTIVE EMPLOYEE CONTRIBUTION	4,159,460	4,181,125	2,076,626	4,094,334	4,094,334
5000407 RETIREE CONTRIBUTION	1,947,251	1,965,140	872,198	2,126,095	2,126,095
5000408 SURVIVOR & VESTED CONTRIBUTION	230,821	247,605	96,303	207,061	207,061
5000409 COBRA CONTRIBUTION	9,851	15,000	1,936	2,000	2,000
5000426 MISCELLANEOUS	0	0	77	0	0
0000002 Departmental Income Total	44,014,798	44,069,682	22,748,154	43,891,111	43,891,111
0000003 Use of Money					
5000451 INTEREST AND EARNINGS	6,910	6,200	3,028	7,100	7,100
0000003 Use of Money Total	6,910	6,200	3,028	7,100	7,100
0000007 Misc Interfund Revenues					
5000530 REFUNDS OF PRIOR YEARS EXPENDI	30,872	0	111,108	0	0
5000542 PRESCRIPTION REBATES	2,596,758	1,961,797	520,849	2,100,000	2,100,000
5000545 CREDIT CARD REBATES	0	0	8	0	0
0000007 Misc Interfund Revenues Total	2,627,630	1,961,797	631,965	2,100,000	2,100,000
0000009 Federal Aid					
5000958 PART D MEDICARE CREDITS	18,131	0	0	0	0
5000959 EGWP SUBSIDY	958,611	541,215	211,248	850,000	850,000
0000009 Federal Aid Total	976,742	541,215	211,248	850,000	850,000
Rev Totals for Dept: 18000000	47,626,080	46,578,894	23,594,395	46,848,211	46,848,211
0000040 Contractual Expenditures					
6004010 BOOKS AND SUBSCRIPTIONS	0	199	0	199	199
6004012 OFFICE SUPPLIES	907	950	649	950	950
6004105 DUES AND MEMBERSHIPS	100	100	0	100	100

REPORT:BP032

BROOME COUNTY GOVERNMENT
REVENUE AND APPROPRIATION SUMMARY BY DEPARTMENT

FUND: 2080 Health Insurance Operating
DEPT: 18000000 Risk and Insurance

Account	2015 Actuals	2016 Budget	2016 YTD Actuals As of 08/29/16	2017 Budget Requested	2017 Budget Recommended
6004150 CASE ASSESSMENT	238,991	246,161	102,968	246,161	246,161
6004161 TRAVEL HOTEL AND MEALS	456	1,500	639	1,500	1,500
6004201 INSURANCE PREMIUMS	0	0	134,159	0	0
6004207 PRESCRIPTION DRUGS	14,561,894	15,712,629	7,258,840	16,458,426	16,458,426
6004208 MEDICAL CARE	8,157,541	8,757,041	4,418,323	8,901,997	8,901,997
6004209 HOSPITAL CARE	11,599,968	12,441,315	6,277,205	12,647,257	12,647,257
6004211 PART C PREMIUMS	1,248,417	1,470,780	669,214	1,763,628	1,763,628
6004257 SERVICES TO PARTICIPANTS	7,764,881	8,894,659	3,777,850	7,633,444	7,633,444
6004403 MEDICARE CREDITS	7,036	8,580	4,576	6,178	6,178
6004503 ACTUARY CONSULTANT	64,279	100,000	0	100,000	100,000
6004507 ACA PCORI FEE	6,796	7,351	0	6,975	6,975
6004508 ACA REINSURANCE FEE	134,909	86,103	-33,727	0	0
6004569 CLAIMS ADMINISTRATION	1,288,108	1,323,144	723,252	1,412,494	1,412,494
6004573 OTHER FEES FOR SERVICES	49,248	49,248	23,085	49,248	49,248
0000040 Contractual Expenditures Totals	45,123,531	49,099,760	23,357,033	49,228,557	49,228,557
0000041 Chargeback Expenses					
6004605 COUNTY ATTORNEY CHARGEBACKS	3,064	35,000	35	35,000	35,000
6004610 PERSONNEL SERVICES CHARGEBACKS	168,930	180,969	0	177,680	177,680
6004614 OTHER CHARGEBACK EXPENSES	8,000	-4,000	0	4,000	4,000
0000041 Chargeback Expenses Totals	179,994	219,969	35	216,680	216,680
Exp Totals for Dept: 18000000	45,303,525	49,319,729	23,357,068	49,445,237	49,445,237
Total for Dept: 18000000	2,322,555	-2,740,835	237,327	-2,597,026	-2,597,026

Risk & Insurance

Workers' Compensation

Mission Statement

To provide a professionally managed Workers' Compensation program for Broome County and participating municipalities in accordance with Local Laws 1-1956 and 10-1974.

Description

- Provides claims administration and pays all Workers' Compensation indemnity and medical claims as well as state assessments.
- Processes all requests for coverage under the 207-C General Municipal Law arranges hearings and reviews determinations when appropriate.
- Processes claims for the County as well as 14 participating municipalities. Cost for the County and participating municipalities are levied by Resolution.
- It is accounted for as an Internal Service Fund and was established in 1956 by Local Law 1 of 1956.

2017 Objectives

- Review of safety program including prevention and post accident review. Monitor departments closely for chronic injuries or dramatic increases in injuries. Increase use of vocational rehabilitation services to assist permanently injured employees in returning to gainful employment.

- Utilize newly implemented Medical Treatment Guidelines and aggressive nurse case management to provide the appropriate medical care to the claimants and control costs.
- Keep updated on all proposed legislation that may have a financial impact on our program.

2017 Budget Highlights

- Workers' Compensation Average Weekly Wage will change resulting in an increase in the maximum benefit. The new rate for 7/1/16 to 7/1/17 has not been released but 2015 increased from \$808.65 per week to \$844.29 per week.
- Electronic filing of forms will continue to be closely monitored and we will continue to pursue our goal of 100% timely filing by working with employers. This requires a quicker response time from employees, Supervisors, Broome County and our Third Party Administrator. Penalties will be assessed against employers who fail to meet these standards, but we have succeeded in avoiding penalties up to this point.
- The Workers' Compensation Board is working on a medical bill portal, which will allow for electronic filing by physicians/medical providers for all services provided to a workers' compensation claimant. The work impact that this will have on Broome County or our Third Party Administrator is not yet known, but the full implementation is planned for 2017.

BROOME COUNTY GOVERNMENT
REVENUE AND APPROPRIATION SUMMARY BY DEPARTMENT

FUND: 2100 Workers Comp Operating
DEPT: 18000000 Risk and Insurance

Account	2015 Actuals	2016 Budget	2016 YTD Actuals As of 08/29/16	2017 Budget Requested	2017 Budget Recommended
0000002 Departmental Income					
5000229 BCC CHARGES	264,840	285,789	0	305,638	305,638
5000300 WORKERS COMP ADMINISTRATION	31,733	19,000	0	19,000	19,000
5000320 COUNTY CONTRIBUTION	2,287,378	2,510,327	976,559	2,561,202	2,561,202
5000334 WORKERS COMPENSATION - OTHER G	126,933	95,000	0	95,000	95,000
5000405 PARTICIPANTS ASSESSMENTS	668,955	613,441	613,443	614,010	614,010
0000002 Departmental Income Total	3,379,839	3,523,557	1,590,002	3,594,850	3,594,850
0000003 Use of Money					
5000451 INTEREST AND EARNINGS	1,580	1,300	973	1,900	1,900
0000003 Use of Money Total	1,580	1,300	973	1,900	1,900
0000007 Misc Interfund Revenues					
5000530 REFUNDS OF PRIOR YEARS EXPENDI	222,086	215,000	124,230	215,000	215,000
0000007 Misc Interfund Revenues Total	222,086	215,000	124,230	215,000	215,000
Rev Totals for Dept: 18000000	3,603,505	3,739,857	1,715,205	3,811,750	3,811,750
0000040 Contractual Expenditures					
6004010 BOOKS AND SUBSCRIPTIONS	280	210	0	210	210
6004012 OFFICE SUPPLIES	0	200	0	200	200
6004041 PHOTOGRAPHIC SUPPLIES	0	100	0	100	100
6004048 MISC OPERATIONAL SUPPLIES	95	250	40	250	250
6004054 SAFETY SUPPLIES	0	335	0	335	335
6004100 POSTAGE AND FREIGHT	0	75	0	75	75
6004105 DUES AND MEMBERSHIPS	55	55	55	55	55
6004106 GENERAL OFFICE EXPENSES	0	250	0	250	250
6004150 CASE ASSESSMENT	36,465	37,560	19,150	40,215	40,215
6004161 TRAVEL HOTEL AND MEALS	556	938	319	940	940
6004204 COMPENSATION CLAIMS	1,195,191	1,305,116	595,762	1,315,000	1,315,000
6004205 MEDICAL CARE AND TREATMENT-COM	556,612	921,000	393,805	925,000	925,000
6004206 STATE WORKERS COMP ASSESSMENT	292,969	475,000	153,765	475,000	475,000
6004210 SETTLEMENT PAYMENTS	152,101	175,000	115,925	175,000	175,000

REPORT:BP032

BROOME COUNTY GOVERNMENT
REVENUE AND APPROPRIATION SUMMARY BY DEPARTMENT

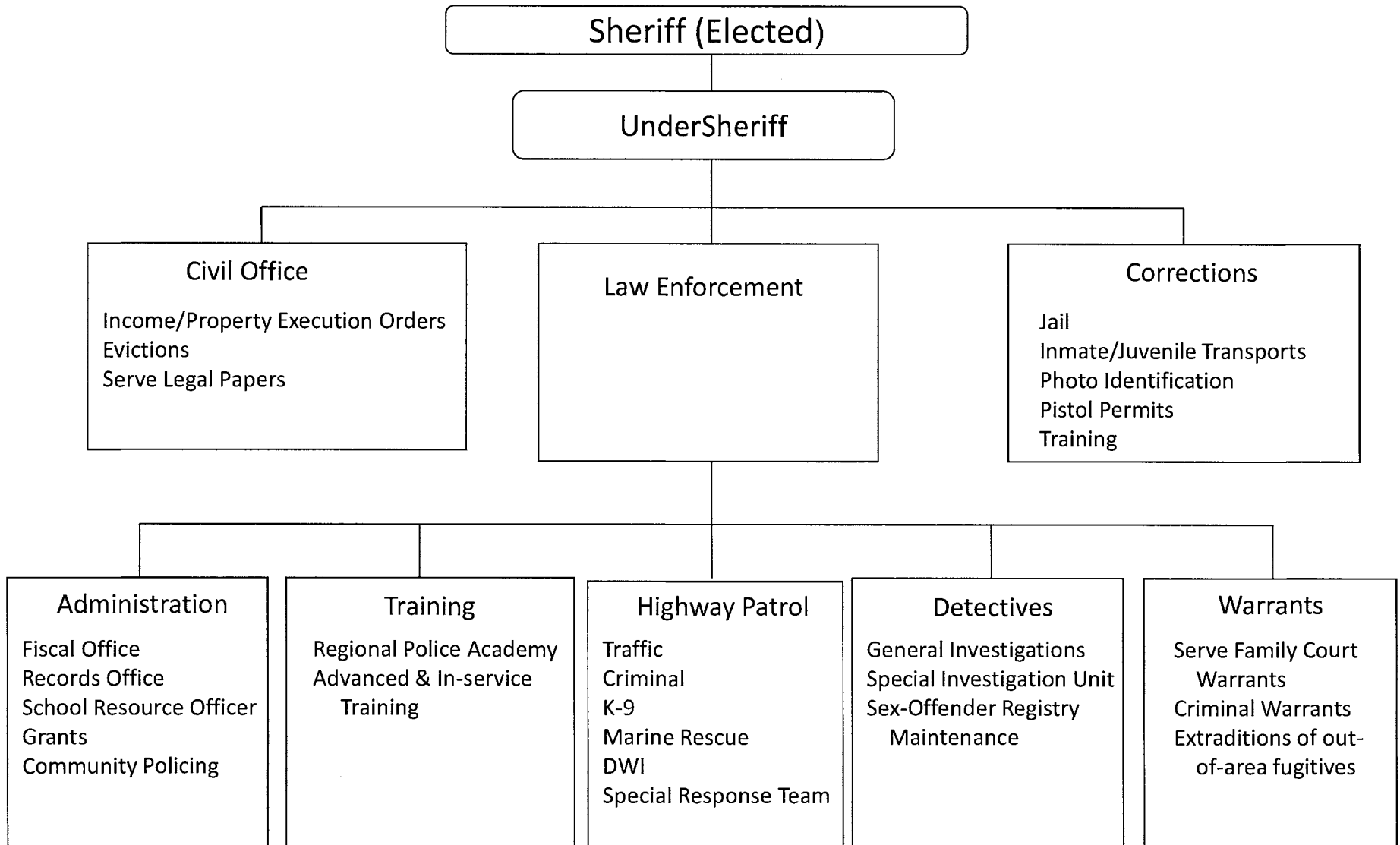
FUND: 2100 Workers Comp Operating
DEPT: 18000000 Risk and Insurance

Account	2015 Actuals	2016 Budget	2016 YTD Actuals As of 08/29/16	2017 Budget Requested	2017 Budget Recommended
6004538 LEGAL CHARGES AND FEES	37,935	33,000	16,256	33,000	33,000
6004569 CLAIMS ADMINISTRATION	90,750	92,000	69,000	92,000	92,000
6004573 OTHER FEES FOR SERVICES	9,132	40,862	0	40,862	40,862
6004582 JUDGEMENTS AND CLAIMS	125,668	450,000	157,926	450,000	450,000
6004595 TRANSFER TO RESERVE	0	0	0	51,191	51,191
0000040 Contractual Expenditures Totals	2,497,809	3,531,951	1,522,003	3,599,683	3,599,683
0000041 Chargeback Expenses					
6004601 INDIRECT COSTS	0	5,000	0	5,000	5,000
6004610 PERSONNEL SERVICES CHARGEBACKS	191,898	195,510	0	196,245	196,245
6004614 OTHER CHARGEBACK EXPENSES	8,123	7,396	5,345	10,822	10,822
0000041 Chargeback Expenses Totals	200,021	207,906	5,345	212,067	212,067
0000080 Employee Benefits					
6008005 WORKERS COMP LT LIABILITY	-420,157	0	0	0	0
0000080 Employee Benefits Totals	-420,157	0	0	0	0
Exp Totals for Dept: 18000000	2,277,673	3,739,857	1,527,348	3,811,750	3,811,750
Total for Dept: 18000000	1,325,832	0	187,857	0	0

Public Safety

<u>Department/Division</u>	<u>Page</u>
Sheriff	
Corrections	156
Law Enforcement	164
Emergency Services	
Operations	172
911—Emergency Services	178
Medical Training	184
Probation	
Probation	188
Family Services Unit	194
Security	197
Stop-DWI	204

Sheriff



Sheriff

Corrections:

Mission Statement

The Corrections Division is required to comply with NYS Correction Law, Title IX of Executive Law Part 7000 (NYSCOC Minimum Standards) and NYS Sheriff's Association Accreditation Standards. The Corrections Division shall operate in compliance with applicable Federal laws and both Federal and New York State case law.

- Operate a cost effective and staff efficient correctional facility;
- Maintain a safe and secure atmosphere for staff, civilian personnel and inmates;
- Maintain a humane correctional environment by providing programs and services to criminal offenders.
- Securely, safely and humanely keep all prisoners committed to the custody of the Sheriff, and to offer those offenders opportunities for self-improvement.
- Comply with federal and state laws which govern our facility;
- Demonstrate the highest level of ethical and professional standards in our operations by holding ourselves accountable to the public;
- Work in cooperation with law enforcement agencies, governmental entities and members of the community.

Description

The Corrections Division operates the Broome County Sheriff's Correctional Facility located at 155 Lt. VanWinkle Drive, Binghamton, NY. Inmate supervision is accomplished through "direct supervision" management requiring Corrections Officers to constantly intermingle with offenders. This management concept has resulted in lower costs

to the County in terms of vandalism, injuries and other factors associated with jail operations.

Facility capacity will increase to 600 beds, from the current capacity of 536 beds, following the expected completion of the jail expansion project during the third quarter of 2016.

2017 Objectives

The Sheriff's Office has requested the following enhancements to the 2017 Budget:

- Continue to increase effectiveness of the Corrections Division through: Federal and New York State case law.
- Continue the use of double celling to control costs.
- Use of newly-constructed cell space to generate revenue by housing prisoners for the United States Marshals Service, United States Immigration and Customs Enforcement and other New York State counties.
- Continued tracking of New York State reimbursement and compliance with law regarding the reimbursements and removal from County custody of State-Ready inmates.
- Continue internal programs to impact local criminal recidivism while maintaining current budgetary spending.
- Work with area medical service providers to implement a cost-effective opioid treatment plan option for released inmates.

2017 Budget Highlights

- Maintain current spending trend, while continuing to generate revenue to offset operational cost.
- Continue to work with New York State OMH, looking for ways to improve our efficiencies with mentally ill inmates who need hospitalizations.
- Provide appropriate staffing for the jail following the successful completion of the in-progress jail expansion and medical unit construction project.
- Increase staffing levels to the necessary State-mandated levels to insure compliance with State law.

Sheriff/Corrections 23010003

		As of 07/05/2016			
<u>Title of Position</u>	<u>Grade/Unit</u>	<u>2015 Actuals</u>	<u>Current Authorized</u>	<u>2017 Requested</u>	<u>2017 Recommended</u>
<u>Full-Time Positions</u>					
Corrections Major	28 BAPA	1	1	1	1
Corrections Captain	26 BAPA	1	1	1	1
Corrections Lieutenant ***	AFSCME	5	5	8	8
Corrections Sergeant **	AFSCME	16	16	17	17
Corrections Officer *	AFSCME	138	151	156	151
Inmate Records Clerk	10 CSEA	1	1	1	1
Keyboard Specialist	8 CSEA	2	2	2	2
Clerk	6 CSEA	1	1	1	1
Laundry Worker	6 CSEA	1	1	1	1
Library Clerk	5 CSEA	1	1	1	1
Total Full-Time Positions		167	180	189	184
<u>Part-Time Positions</u>					
Chaplain	NA	2	2	2	2
Total Part-Time Positions		2	2	2	2
Total Positions		169	182	191	186

* One position unfunded since 2012, additional ten positions authorized/funded for jail expansion beginning 11/1/2016.

* Five additional positions requested in 2017 to meet staffing requirements as a result of 2016 Jail expansion.

** One additional position requested and mandated by NYS Commission of Correction for continued Jail operation.

*** Three additional positions requested and mandated by NYS Commission of Correction for continued Jail operation.

REPORT:BP033

BROOME COUNTY GOVERNMENT
REVENUE AND APPROPRIATION SUMMARY
BY DEPARTMENT AND DIVISION

FUND: 1010 General Operating
DEPT: 23000000 Sheriff
DIV: 01 Sheriff-Corrections

Account	2015 Actuals	2016 Budget	2016 YTD Actuals As of 08/29/16	2017 Budget Requested	2017 Budget Recommended
23000000 Sheriff					
0000002 Departmental Income					
5000114 SHERIFF ID FEES	6,398	7,000	3,185	7,000	7,000
5000208 RESTITUTION/REPARATION SURCHAR	6,080	6,500	3,066	6,500	6,500
5000323 OTHER LOCAL GOVERNMENTS	105,230	120,000	7,225	110,000	110,000
5000333 OTHER DEPARTMENTAL CHARGEBACK	73,779	82,500	22,452	50,000	50,000
0000002 Departmental Income Totals	191,487	216,000	35,928	173,500	173,500
0000004 Licenses and Permits					
5000480 PISTOL PERMITS	45,043	44,000	37,233	72,000	72,000
0000004 Licenses and Permits Totals	45,043	44,000	37,233	72,000	72,000
0000007 Misc Interfund Revenues					
5000530 REFUNDS OF PRIOR YEARS EXPENDI	24,732	0	0	0	0
5000534 TRANSFER FROM INSURANCE RESERV	61,651	27,234	29,422	0	0
5000545 CREDIT CARD REBATES	447	0	220	0	0
5000546 Trust Account Inflows	209,751	0	0	0	0
0000007 Misc Interfund Revenues Totals	296,581	27,234	29,642	0	0
0000008 State Aid					
5000816 FELONY PRISONERS	20,630	17,000	-118	8,000	8,000
0000008 State Aid Totals	20,630	17,000	-118	8,000	8,000
0000009 Federal Aid					
5000922 OTHER FEDERAL AID	44,000	40,000	24,400	50,000	50,000
5000948 U. S. MARSHALL JAIL FACILITY	495,254	497,336	82,980	360,000	250,785
0000009 Federal Aid Totals	539,254	537,336	107,380	410,000	300,785
Rev Total for Div: 2301	1,092,995	841,570	210,065	663,500	554,285

BROOME COUNTY GOVERNMENT
 REVENUE AND APPROPRIATION SUMMARY
 BY DEPARTMENT AND DIVISION

FUND: 1010 General Operating
 DEPT: 23000000 Sheriff
 DIV: 01 Sheriff-Corrections

Account	2015 Actuals	2016 Budget	2016 YTD Actuals As of 08/29/16	2017 Budget Requested	2017 Budget Recommended
0000010 Personnel Service					
6001000 SALARIES FULL-TIME	10,157,580	10,436,331	4,711,514	11,485,865	11,281,560
6001001 SALARIES PART-TIME	14,958	27,175	6,497	27,175	27,175
6001002 SALARIES TEMPORARY	34,710	29,573	11,933	29,786	29,786
6001003 SALARIES OVERTIME	1,304,932	1,395,978	652,298	1,533,410	1,509,672
6001004 SALARIES SHIFT DIFFERENTIAL	148,130	149,724	68,485	174,977	172,492
6001005 DISABILITY 207C	48,380	70,000	62,623	96,435	96,435
6001008 STAND-BY PAY	575	0	173	0	0
6001009 OTHER PERSONNEL SERVICES	25,683	27,633	1,067	38,050	36,800
6001012 HOLIDAY OVERTIME PAY	553,746	553,552	276,953	621,566	606,523
0000010 Personnel Service Totals	12,288,694	12,689,966	5,791,543	14,007,264	13,760,443
0000020 Equipment and Capital Outlay					
6002300 AUTOMOBILES	20,000	0	0	0	0
0000020 Equipment and Capital Outlay Totals	20,000	0	0	0	0
0000040 Contractual Expenditures					
6004010 BOOKS AND SUBSCRIPTIONS	764	1,000	732	500	500
6004012 OFFICE SUPPLIES	15,382	26,528	8,334	20,000	20,000
6004021 BLDG MAINTENANCE SUPPLIES	1,880	3,000	2,697	7,500	7,500
6004023 BLDG AND GROUNDS SUPPLIES	20,293	10,000	16,967	30,000	30,000
6004032 HSLD LAUNDRY & CLEANING SUPPLI	56,846	60,000	26,500	60,000	60,000
6004033 CLOTHING AND INMATE SUPPLIES	69,463	73,055	28,989	90,000	70,000
6004041 PHOTOGRAPHIC SUPPLIES	9,080	3,000	4,003	3,500	3,500
6004044 QUARTERMASTER SUPPLIES	14,802	17,500	1,459	17,500	17,500
6004045 TRAINING AND EDUCATIONAL SUPPL	13,122	25,000	3,555	25,000	25,000
6004046 GAS OIL GREASE AND DIESEL FUEL	2,706	9,314	654	2,000	2,000
6004048 MISC OPERATIONAL SUPPLIES	10,877	17,274	3,705	15,000	15,000
6004053 RECREATIONAL AND ACTIVITY SUPP	0	200	0	200	200
6004056 COMPUTER EQUIPMENT(NON CAPITAL	4,620	0	0	0	0
6004061 ENVIRONMENTAL HEALTH SUPPLIES	0	1,000	0	1,000	1,000
6004062 MEDICAL LAB & CLINIC SUPPLIES	3,391	7,000	3,012	5,500	5,500
6004100 POSTAGE AND FREIGHT	122	100	83	150	150
6004105 DUES AND MEMBERSHIPS	3,125	3,450	50	3,450	3,450
6004106 GENERAL OFFICE EXPENSES	455	700	416	600	600
6004117 BUILDING AND GROUNDS EXPENSES	26,998	25,000	10,116	48,428	48,428
6004121 LAUNDRY AND DRY CLEANING EXPEN	11,527	18,183	8,118	14,200	14,200
6004123 MEDICAL HOSPITAL AND LAB EXPEN	9,701	4,200	291	4,700	4,700
6004124 INMATE EXPENSE-OTHER FACILITIE	90,404	190,000	0	120,000	120,000

REPORT:BP033

BROOME COUNTY GOVERNMENT
REVENUE AND APPROPRIATION SUMMARY
BY DEPARTMENT AND DIVISION

FUND: 1010 General Operating
DEPT: 23000000 Sheriff
DIV: 01 Sheriff-Corrections

Account	2015 Actuals	2016 Budget	2016 YTD Actuals As of 08/29/16	2017 Budget Requested	2017 Budget Recommended
6004125 RELIGIOUS EXPENSES	77,146	77,146	33,108	79,460	79,460
6004131 PHOTOGRAPHIC EXPENSES	0	100	0	100	100
6004136 OPERATIONAL EQUIPMENT REPAIRS	2,108	5,150	625	4,000	4,000
6004138 OTHER OPERATIONAL EXPENSES	384	11,000	0	11,000	11,000
6004139 Trust Account Outflows	679,128	0	0	0	0
6004161 TRAVEL HOTEL AND MEALS	2,757	2,000	452	2,500	2,500
6004162 EDUCATION AND TRAINING	979	2,000	815	2,000	2,000
6004165 ADVISORY BD/TRUSTEES EXPENSES	799	1,100	1,174	1,100	1,100
6004168 OTHER PERSONNEL EXPENSES	298	350	112	350	350
6004169 DAY TRIP MEAL REIMBURSEMENT	6,138	7,150	2,492	5,875	5,875
6004192 SOFTWARE MAINTENANCE	2,356	323	0	0	0
6004196 COPYING MACHINE RENTALS	6,224	8,676	4,364	8,676	8,676
6004200 PROPERTY LOSS	28,601	27,234	29,422	0	0
6004203 INSURANCE CLAIMS	13,030	0	0	0	0
6004402 LAB SERVICES	0	500	0	500	500
6004406 MEDICAL AND HOSPITAL SERVICES	218,556	462,578	132,223	506,467	506,467
6004411 PHYSICIAN SERVICES	14,500	16,000	5,400	16,000	14,000
6004413 OTHER HEALTH AND MEDICAL SERVI	1,849,985	4,167,490	1,947,641	3,589,146	3,561,833
6004573 OTHER FEES FOR SERVICES	145	3,000	95	3,000	3,000
6004593 OTHER GOVERNMENTS PAYMENTS	179,303	500,000	80,156	500,000	456,087
0000040 Contractual Expenditures Totals	3,447,995	5,787,301	2,357,760	5,199,402	5,106,176
0000041 Chargeback Expenses					
6004603 FOOD SERVICE CHARGEBACK SPECIA	86	0	0	0	0
6004609 DATA PROCESSING CHARGEBACKS	25,000	25,000	0	25,000	25,000
6004614 OTHER CHARGEBACK EXPENSES	42,772	57,435	7,114	58,035	58,035
6004625 FOOD SERVICE CHARGEBACKS	1,728,057	1,201,766	632,448	1,532,383	1,492,350
0000041 Chargeback Expenses Totals	1,795,915	1,284,201	639,562	1,615,418	1,575,385
0000060 Principal on Indebtedness					
6006008 PRINCIPAL ON CAPITAL LEASE	1,600	0	0	0	0
0000060 Principal on Indebtedness Totals	1,600	0	0	0	0
0000070 Interest on Indebtedness					
6007005 INTEREST ON CAPITAL LEASE	500	0	0	0	0
0000070 Interest on Indebtedness Totals	500	0	0	0	0

REPORT:BP033

BROOME COUNTY GOVERNMENT
REVENUE AND APPROPRIATION SUMMARY
BY DEPARTMENT AND DIVISION

FUND: 1010 General Operating
DEPT: 23000000 Sheriff
DIV: 01 Sheriff-Corrections

Account	2015 Actuals	2016 Budget	2016 YTD Actuals As of 08/29/16	2017 Budget Requested	2017 Budget Recommended
0000080 Employee Benefits					
6008001 STATE RETIREMENT	2,202,104	2,413,629	1,100,711	2,549,267	2,523,912
6008002 SOCIAL SECURITY	893,559	964,653	418,091	1,076,491	1,060,861
6008004 WORKERS COMPENSATION	316,998	377,497	188,749	416,484	416,484
6008006 LIFE INSURANCE	2,458	2,579	1,257	2,820	2,745
6008007 HEALTH INSURANCE	2,022,680	2,088,725	933,465	2,206,146	2,158,801
6008009 RETIREE HEALTH INSURANCE	694,507	747,595	383,279	755,255	755,255
6008010 DISABILITY INSURANCE	17,767	30,022	8,369	25,002	24,322
6008013 HEALTH INS - RETIRE INCENTIVE	24,913	0	0	0	0
0000080 Employee Benefits Totals	6,174,986	6,624,700	3,033,921	7,031,465	6,942,380
0000090 Transfers					
6009002 TRANSFER TO GRANT FUND	9,642	9,656	2,656	9,458	9,458
0000090 Transfers Totals	9,642	9,656	2,656	9,458	9,458
Exp Total for Div: 2301	23,739,332	26,395,824	11,825,442	27,863,007	27,393,842
Total for Div: 23000000	-22,646,337	-25,554,254	-11,615,377	-27,199,507	-26,839,557

Sheriff

Law Enforcement includes:

- Administration
- Highway Patrol
- Training
- Detectives Unit
- Civil Division

Mission Statement

The Office of the Sheriff, in order to meet its responsibilities to the public, establishes the following as a statement of commitment. It is the mission of the Office of the Sheriff to:

- Enforce, fairly and impartially, all duly constituted laws of the State of New York and the County of Broome.
- Investigate, identify, apprehend and assist in the prosecution of offenders using modern police methods and technologies.
- Respond quickly, efficiently and professionally to all reported crimes, emergencies, disasters and any other situation required by the public.
- Offer all employees the ability to improve their performance and experience through professional training while providing the public opportunities of involvement and education.
- Promulgate a safe work environment within the confines of the nature of the work.
- Cooperate with surrounding police and correctional agencies in training and enforcement in order to create an improved criminal justice system.
- Cooperate with all county agencies to improve the County and community while providing services at a cost-effective level.

Description

The Administrative Division enforces Broome County's policies and procedures governing intake and distribution of funds on behalf of the Sheriff's Office, including all purchasing, accounts payable, and payroll operations for the department. Inmate and commissary records are kept in balance according to bookkeeping rules and regulations. The records area processes and maintains records of all incidents and accidents.

The Highway Patrol Division is responsible 24 hours a day for patrolling 350 miles of county roads, 1,008 miles of state highways and 927 miles of town roads. Patrol is the primary law enforcement for 52% of the residents of Broome County. It serves as the primary backup for five municipal agencies within Broome County.

A vital component of the Highway Patrol Division is the Community Policing function, which provides the following services:

- School Resource Officer (SRO): During the school year, serves as active SRO to both Chenango Valley and Maine-Endwell Schools - consisting of 8 different buildings spread out in different townships. Typically the SRO spends 4-6 hours a day within any of the schools and / or in the school zone, and will often conduct traffic in the school zone and follow buses. While in the schools, the SRO will leave for BCSO and 911 calls if available. The SRO teaches various classes upon request (drug education, bullying, law/govt. classes), and will assist at other school districts upon request (for complaints as well as education). The SRO spends an equal amount of time in the high school, middle school and primary schools that he/she serves.

- **Community Outreach:**
 - Assist with any new or existing neighborhood watch groups
 - Assist with any recruitment (patrol, corrections, civil)
 - Assist with social media (Facebook, Twitter, Flickr, Youtube)
- **Police Traffic Services:**
 - Coordinate speed trailer locations, analyze the data from these trailers and provide to Highway Patrol.
 - Manage the PTS and Motorcycle Safety Grants through the GTSC (Governor's Traffic Safety Committee).

The Detective Division is responsible for the investigation of crimes as well as matters that cannot be effectively investigated by the Patrol Division members due to their complexity. It is responsible for initiation of investigations pertaining to narcotics trafficking and vice related crimes. Detectives interview suspects, witnesses and informants with the objective of developing information on reported or suspected criminal activity. Detectives are also responsible for the preparation and submission of case reports for prosecution. Detectives work closely with the Broome County District Attorney's Office as well as local, state and federal agencies to solve crimes and apprehend offenders. The division is also responsible for the management and execution of arrest warrants issued by Broome County Supreme Court, Family Court, and local criminal courts throughout the county and the extradition of prisoners from other states.

The Training Division operates the Broome County Sheriff's Law Enforcement Academy which provides for all State mandated and in-service training within the Broome County Sheriff's Office. The Academy also serves as the central training point for Zone 6, which encompasses 40 police agencies in a seven (7) county region. Training conducted at the Academy includes: firearms, defensive tactics,

instructor development, breath test operator, radar operator, supervisor school, basic corrections and recruit schools, in-service schools and seminars on numerous topics. The Academy is dedicated to maintaining the highest level of training available to the law enforcement officers that serve our community.

The Civil Division is mandated to serve and execute all decisions handed down by the courts including, but not limited to, Sheriff sales, income and property executions, evictions, summons and complaints, subpoenas, orders of seizure, warrants, temporary orders of protection and personal services (juvenile neglect and abuse).

The Civil Division serves all types of civil process, family court orders and civil arrests, temporary orders of protection, and maintains computerized records of all actions taken for mandated reporting to the appropriate court. The Civil Division also enforces New York State laws as they apply to the Civil Practice Law and Rules (CPLR), Family Court Act (FCA), and Real Property Law (RPL).

2017 Objectives

The Sheriff's Office has requested the following enhancements to the 2017 Budget:

Administration

- Maintain current services

Highway Patrol

- Continue providing effective Law Enforcement services to the residents of Broome County

Detectives Division

- Maintain current services
- Maintain the Sex Offender Registry and management system
- Conduct special operations and investigations related to illegal firearms possession, prostitution, illicit and illegal narcotics and Alcoholic and beverage control laws of the State of New York

Training Division

- Increase the number of Law Enforcement Agencies who rely on the Broome County Law Enforcement Academy for all phases of their employee training.
- Increase the number of seminars and in-service training schools that are offered at no cost to the Academy.

Civil Division

- Continue budget from 2016

2017 Budget Highlights

Administration

- Maintain current level of services

Highway Patrol

- Maintain current level of services

Detective Division

- Maintain current level of services

Training

- Upgrade training aides
- Maintain current level of services

Civil Division

- Maintain current level of services

Sheriff/Civil	23020103				
Sheriff/Detectives	23020203				
Sheriff/Highway	23020303				
Sheriff/Administration	23020403		As of		
Sheriff/Training	23020503		07/05/2016		
<u>Title of Position</u>	<u>Grade/Unit</u>	<u>2015 Actuals</u>	<u>Current Authorized</u>	<u>2017 Requested</u>	<u>2017 Recommended</u>
<u>Full-Time Positions</u>					
Sheriff	Elected	1	1	1	1
Undersheriff	G Admin	1	1	1	1
Deputy Sheriff Captain	28 BAPA	1	1	1	1
Chief Civil Deputy	26 Admin	1	1	1	1
Civil Deputy	19 Admin	2	1	1	1
Deputy Sheriff/Civil	19 Admin	0	1	1	1
Secretary to Sheriff	14 Admin	1	1	1	1
Fiscal Manager	17 BAPA	1	1	1	1
Deputy Sheriff Lieutenant	BCSLEOA	1	1	1	1
Deputy Sheriff Detective Sergeant	BCSLEOA	2	2	2	2
Deputy Sheriff Sergeant	BCSLEOA	7	7	7	7
Deputy Sheriff Detective	BCSLEOA	10	10	10	10
Deputy Sheriff	BCSLEOA	30	30	30	30
Principal Account Clerk	13 CSEA	1	1	1	1
Senior Account Clerk Typist	9 CSEA	1	1	1	1
Keyboard Specialist	8 CSEA	5	5	5	5
Total Full-Time Positions		65	65	65	65
<u>Part-Time Positions</u>					
Keyboard Specialist	8 CSEA	0	0	1	0
Total Part-Time Positions		0	0	1	0
Total Positions		65	65	66	65

REPORT:BP033

BROOME COUNTY GOVERNMENT
REVENUE AND APPROPRIATION SUMMARY
BY DEPARTMENT AND DIVISION

FUND: 1010 General Operating
DEPT: 23000000 Sheriff
DIV: 02 Sheriff-Law Enforcement

Account	2015 Actuals	2016 Budget	2016 YTD Actuals As of 08/29/16	2017 Budget Requested	2017 Budget Recommended
0000002 Departmental Income					
5000113 SHERIFF FEES	487,667	475,000	195,449	461,200	461,200
5000115 RECORD MONEY	2,023	1,500	925	1,950	1,950
5000117 OTHER PUB SAFETY DEPT INCOME	6,745	6,000	2,704	5,400	5,400
5000333 OTHER DEPARTMENTAL CHARGEBACK	9,542	10,600	10,816	26,915	26,915
5000426 MISCELLANEOUS	400	0	0	0	0
0000002 Departmental Income Totals	506,377	493,100	209,894	495,465	495,465
0000006 Sale of Prop and Comp for Loss					
5000518 SALE OF EQUIPMENT	14,576	7,500	0	7,500	7,500
0000006 Sale of Prop and Comp for Loss Totals	14,576	7,500	0	7,500	7,500
0000007 Misc Interfund Revenues					
5000530 REFUNDS OF PRIOR YEARS EXPENDI	32,720	0	653	0	0
5000545 CREDIT CARD REBATES	1,454	500	527	500	500
5000546 Trust Account Inflows	6,951	0	0	0	0
0000007 Misc Interfund Revenues Totals	41,125	500	1,180	500	500
0000009 Federal Aid					
5000946 FEDERAL AID - OTHER	18,437	0	0	0	0
0000009 Federal Aid Totals	18,437	0	0	0	0
Rev Total for Div: 2302	580,515	501,100	211,074	503,465	503,465
0000010 Personnel Service					
6001000 SALARIES FULL-TIME	4,178,033	4,275,903	1,980,136	4,313,645	4,313,645
6001001 SALARIES PART-TIME	0	0	0	12,522	0
6001002 SALARIES TEMPORARY	85,080	30,778	22,362	30,778	30,778
6001003 SALARIES OVERTIME	337,086	353,879	145,602	366,737	361,413
6001004 SALARIES SHIFT DIFFERENTIAL	31,829	61,075	23,622	52,195	52,195
6001005 DISABILITY 207C	6,915	0	13,211	35,000	10,000

BROOME COUNTY GOVERNMENT
 REVENUE AND APPROPRIATION SUMMARY
 BY DEPARTMENT AND DIVISION

FUND: 1010 General Operating
 DEPT: 23000000 Sheriff
 DIV: 02 Sheriff-Law Enforcement

Account	2015 Actuals	2016 Budget	2016 YTD Actuals As of 08/29/16	2017 Budget Requested	2017 Budget Recommended
6001006 OUT OF TITLE PAY	1,249	0	153	0	0
6001009 OTHER PERSONNEL SERVICES	49,091	49,450	10,922	52,975	52,975
6001012 HOLIDAY OVERTIME PAY	52,345	48,425	14,437	53,200	53,200
0000010 Personnel Service Totals	4,741,628	4,819,510	2,210,445	4,917,052	4,874,206
0000040 Contractual Expenditures					
6004010 BOOKS AND SUBSCRIPTIONS	3,208	5,435	2,045	3,935	3,935
6004012 OFFICE SUPPLIES	21,399	16,900	10,242	20,100	20,100
6004023 BLDG AND GROUNDS SUPPLIES	230	0	0	0	0
6004041 PHOTOGRAPHIC SUPPLIES	4,731	0	0	0	0
6004044 QUARTERMASTER SUPPLIES	125,293	86,316	29,231	85,028	85,028
6004045 TRAINING AND EDUCATIONAL SUPPL	62,541	43,963	2,795	42,523	42,523
6004046 GAS OIL GREASE AND DIESEL FUEL	1,993	6,363	507	4,500	4,500
6004048 MISC OPERATIONAL SUPPLIES	30,363	33,192	8,810	36,135	36,135
6004050 ANIMAL FOOD	343	2,000	42	0	0
6004053 RECREATIONAL AND ACTIVITY SUPP	4,150	6,000	5,965	6,000	6,000
6004055 COMPUTER SOFTWARE AND SUPPLIES	26	0	0	0	0
6004056 COMPUTER EQUIPMENT (NON CAPITAL	1,534	0	0	0	0
6004100 POSTAGE AND FREIGHT	14,515	15,440	5,498	14,920	14,920
6004105 DUES AND MEMBERSHIPS	5,302	4,116	693	4,231	4,231
6004106 GENERAL OFFICE EXPENSES	228	550	851	610	610
6004113 WATER AND SEWAGE CHARGES	154	600	79	310	310
6004114 HEATING AND AIR COND PLANT EXP	106	2,400	566	1,800	1,800
6004115 ELECTRIC CURRENT	4,475	4,500	2,213	4,720	4,720
6004121 LAUNDRY AND DRY CLEANING EXPEN	4,352	6,137	3,214	4,700	4,700
6004123 MEDICAL HOSPITAL AND LAB EXPEN	950	0	540	250	250
6004126 RECREATIONAL AND ACTIVITY EXPE	1,650	0	0	850	850
6004136 OPERATIONAL EQUIPMENT REPAIRS	9,539	4,700	2,967	5,500	5,500
6004137 ADVERTISING AND PROMOTION EXPE	10	200	32	200	200
6004138 OTHER OPERATIONAL EXPENSES	4,897	9,440	2,561	6,500	6,500
6004139 Trust Account Outflows	18,509	0	0	0	0
6004160 MILEAGE AND PARKING-LOCAL	0	50	0	50	50
6004161 TRAVEL HOTEL AND MEALS	18,056	15,037	8,300	15,525	15,525
6004162 EDUCATION AND TRAINING	5,898	9,110	5,230	10,760	10,760
6004164 NON-EMPLOYEE TRAVEL HOTEL & ME	20,245	20,000	12,999	21,200	21,200
6004165 ADVISORY BD/TRUSTEES EXPENSES	806	660	375	700	700
6004168 OTHER PERSONNEL EXPENSES	75	315	135	375	375
6004169 DAY TRIP MEAL REIMBURSEMENT	802	1,450	312	1,400	1,400
6004191 OUTSIDE RENTALS-MACHINERY	409	0	0	0	0
6004192 SOFTWARE MAINTENANCE	4,742	0	0	0	0
6004194 SOFTWARE RENTAL	9,000	0	0	0	0

REPORT:BP033

BROOME COUNTY GOVERNMENT
REVENUE AND APPROPRIATION SUMMARY
BY DEPARTMENT AND DIVISION

FUND: 1010 General Operating
DEPT: 23000000 Sheriff
DIV: 02 Sheriff-Law Enforcement

Account	2015 Actuals	2016 Budget	2016 YTD Actuals As of 08/29/16	2017 Budget Requested	2017 Budget Recommended
6004196 COPYING MACHINE RENTALS	4,689	10,722	5,654	10,980	10,980
6004402 LAB SERVICES	875	250	315	525	525
6004413 OTHER HEALTH AND MEDICAL SERVI	58	0	0	0	0
6004537 INVESTIGATIONS EXPENSES	1,103	3,000	2,800	3,000	3,000
6004568 VETERINARIAN SERVICES	2,007	1,625	2,924	3,000	3,000
6004573 OTHER FEES FOR SERVICES	164	2,720	0	2,000	2,000
0000040 Contractual Expenditures Totals	389,427	313,191	117,895	312,327	312,327
0000041 Chargeback Expenses					
6004602 INSURANCE PREMIUM CHARGEBACK	135,705	130,857	65,429	168,385	168,385
6004603 FOOD SERVICE CHARGEBACK SPECIA	0	0	110	0	0
6004606 TELEPHONE BILLING ACCOUNT	14,016	13,521	3,486	21,125	21,125
6004609 DATA PROCESSING CHARGEBACKS	25,000	25,000	0	25,000	25,000
6004615 GASOLINE CHARGEBACK	166,120	306,000	30,090	202,500	202,500
6004616 FLEET SERVICE CHARGEBACK	162,863	141,474	0	157,405	157,405
6004625 FOOD SERVICE CHARGEBACKS	320	0	43	0	0
0000041 Chargeback Expenses Totals	504,024	616,852	99,158	574,415	574,415
0000060 Principal on Indebtedness					
6006008 PRINCIPAL ON CAPITAL LEASE	5,837	0	0	0	0
0000060 Principal on Indebtedness Totals	5,837	0	0	0	0
0000070 Interest on Indebtedness					
6007005 INTEREST ON CAPITAL LEASE	1,320	0	0	0	0
0000070 Interest on Indebtedness Totals	1,320	0	0	0	0
0000080 Employee Benefits					
6008001 STATE RETIREMENT	1,290,404	1,272,908	559,080	1,243,642	1,242,317
6008002 SOCIAL SECURITY	351,900	368,618	162,042	376,979	376,021
6008004 WORKERS COMPENSATION	113,084	143,676	71,839	145,718	145,718
6008006 LIFE INSURANCE	973	975	489	990	975
6008007 HEALTH INSURANCE	836,339	830,677	378,895	829,215	823,145
6008009 RETIREE HEALTH INSURANCE	665,790	685,603	333,868	675,625	675,625
6008010 DISABILITY INSURANCE	548	665	254	696	609
6008013 HEALTH INS - RETIRE INCENTIVE	11,233	0	0	0	0

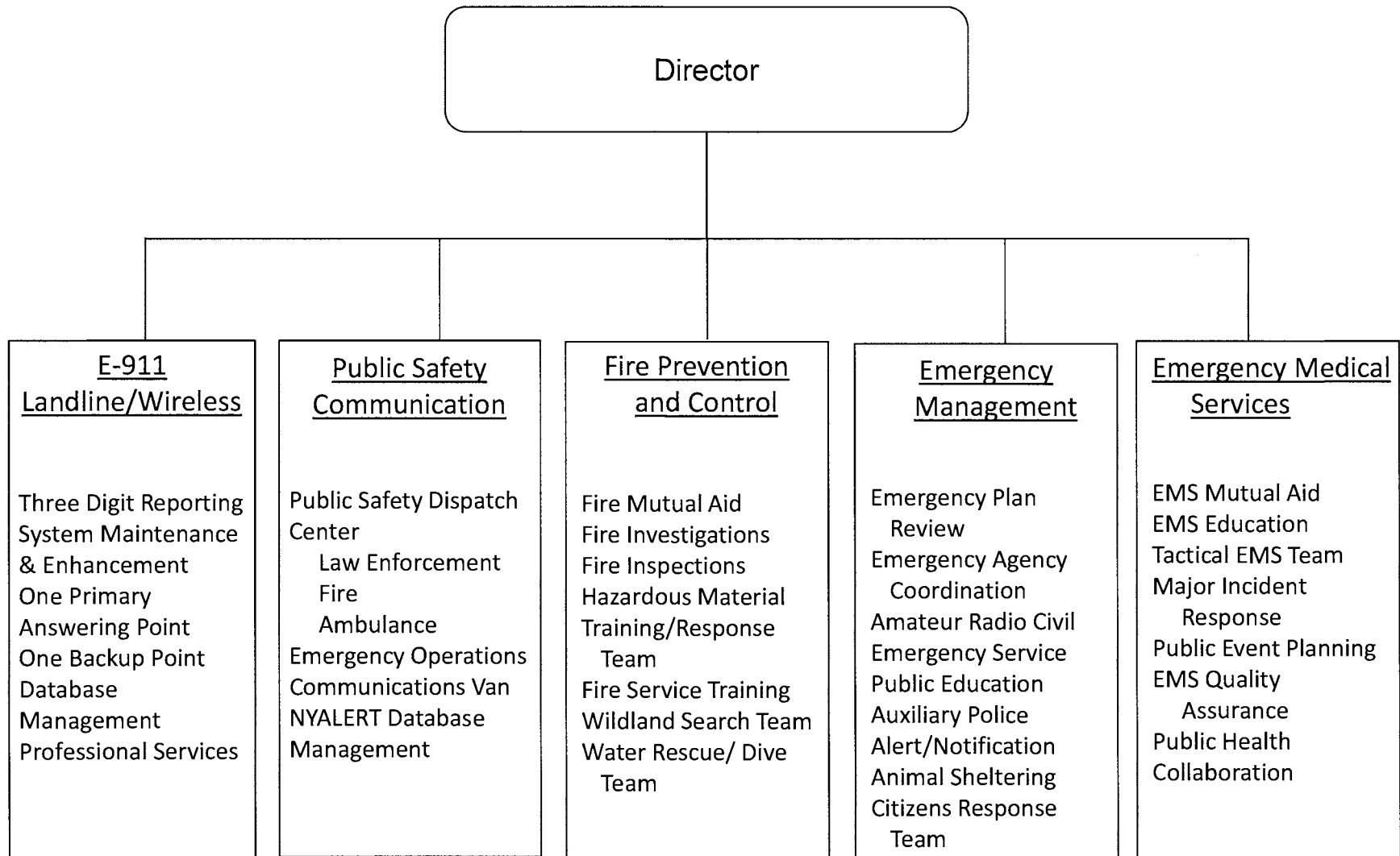
REPORT:BP033

BROOME COUNTY GOVERNMENT
REVENUE AND APPROPRIATION SUMMARY
BY DEPARTMENT AND DIVISION

FUND: 1010 General Operating
DEPT: 23000000 Sheriff
DIV: 02 Sheriff-Law Enforcement

Account	2015 Actuals	2016 Budget	2016 YTD Actuals As of 08/29/16	2017 Budget Requested	2017 Budget Recommended
0000080 Employee Benefits Totals	3,270,271	3,303,122	1,506,467	3,272,865	3,264,410
0000090 Transfers					
6009002 TRANSFER TO GRANT FUND	7,000	0	0	0	0
0000090 Transfers Totals	7,000	0	0	0	0
Exp Total for Div: 2302	8,919,507	9,052,675	3,933,965	9,076,659	9,025,358
Total for Div: 23000000	-8,338,992	-8,551,575	-3,722,891	-8,573,194	-8,521,893
Total for Dept: 23000000	-30,985,329	-34,105,829	-15,338,268	-35,772,701	-35,361,450

Emergency Services



Emergency Services OES - Operations

Mission Statement

To provide planning, training, resources, response, warning, coordination, and information through communications to the public, elected officials, and public safety agencies, to assist them in preparing for, and mitigating, emergencies and disasters, which affect the residents of Broome County.

Description

The Office of Emergency Services comprises four divisions: Communications, Emergency Management, Emergency Medical Services, and Fire Prevention and Control.

Communications – Administers the Broome County Emergency Dispatch/911 Center and assists local agencies in planning for future communications needs. Provides command post communications support at incidents and planned events. Maintains database for NYALERT emergency public notification system.

Emergency Management – Conducts hazard vulnerability studies and maps hazards. Provides disaster planning and assistance for preparedness, response, and recovery. Coordinates alerts and warnings for river flooding, chemical spills, and response during emergencies. Administrates the Animal Response Team, and Community Emergency Response Team.

Emergency Medical Services – Administers New York State certified emergency medical training programs. Plans for delivery of adequate emergency medical services. Administers Mutual Aid Plan among

ambulance services and coordinates medical disaster planning, and Medic SWAT Team.

Fire Prevention and Control – Administers and implements County Fire Mutual Aid Plan, County Arson Plan, County Fire Investigations, local New York State Fire Training Program, and County Hazardous Materials Response Team, County Water Rescue Dive Team, and County Wildland Search and Rescue Team. Conducts Fire Code enforcement inspections on County facilities and certain special events.

2017 Objectives

- Maintain services at present delivery level or higher without significant increase in budget amounts.
- Continue management of Emergency Public Notification System (NY Alert), Review and update Comprehensive Emergency Management Plan. Design, plan and carry out required drills and exercises to test emergency plans and improve performance.
- Train, equip and recruit members for the Animal Rescue Team, Community Emergency Response Team, Wildland Search and Rescue Team, and Medic SWAT program.
- RFP to begin build out of replacement and additional tower sites to improve emergency communications as part of larger project to overhaul and replace the public safety communications system countywide.
- Implement findings of the Hillcrest GSA Depot site study giving priority to finding adequate space to house Office of Emergency Services vehicles and team response equipment.

2017 Budget Highlights

- Continue to upgrade and replace equipment in the public safety communications system.
- Continue County-wide-NIMS-compliant credentialing and accountability system for all first responders.
- Maintain critical services where possible.
- Requested re-funding two Emergency Services Dispatcher positions, one was recommended.

Emergency Services 20010003
Operations

<u>Title of Position</u>	<u>Grade/Unit</u>	As of 7/5/2016			
		<u>2015 Actuals</u>	<u>Current Authorized</u>	<u>2017 Requested</u>	<u>2017 Recommended</u>
<u>Full-Time Positions</u>					
Director of Emergency Services	E Admin	1	1	1	1
Communications Supervisor *	24 Admin	1	0	1	1
Fire Coordinator	22 Admin	0	1	1	1
Senior Emergency Services Dispatcher	18 BAPA	4	4	6	4
Emergency Services Dispatcher II **	14 CSEA	} 38	38	38	38
Emergency Services Dispatcher I	12 CSEA				
Senior Account Clerk	9 CSEA	1	1	1	1
Total Full-Time Positions		45	45	48	46
<u>Part-Time Positions</u>					
Fire Coordinator	22 Admin	1	0	0	0
Total Part-Time Positions		1	1	0	0
Total Positions		46	46	48	46

* Transferred from 20020003 Emergency Services 911 in 2017

**Two positions unfunded since 2015, one funded in 2017

REPORT:BP033

BROOME COUNTY GOVERNMENT
REVENUE AND APPROPRIATION SUMMARY
BY DEPARTMENT AND DIVISION

FUND: 1010 General Operating
DEPT: 20000000 Emergency Services
DIV: 01 Emergency Services- Emergency Mgmt

Account	2015 Actuals	2016 Budget	2016 YTD Actuals As of 08/29/16	2017 Budget Requested	2017 Budget Recommended
20000000 Emergency Services					
0000002 Departmental Income					
5000189 OTHER LOCAL GOVERNMENTS	16,692	13,500	7,769	15,000	15,000
0000002 Departmental Income Totals	16,692	13,500	7,769	15,000	15,000
0000007 Misc Interfund Revenues					
5000545 CREDIT CARD REBATES	593	0	337	0	0
0000007 Misc Interfund Revenues Totals	593	0	337	0	0
0000009 Federal Aid					
5000906 CIVIL DEFENSE	7,047	76,889	0	0	0
0000009 Federal Aid Totals	7,047	76,889	0	0	0
Rev Total for Div: 2001	24,332	90,389	8,106	15,000	15,000
0000010 Personnel Service					
6001000 SALARIES FULL-TIME	2,084,489	2,047,748	950,671	2,359,170	2,197,394
6001002 SALARIES TEMPORARY	288,522	279,240	142,183	290,665	290,665
6001003 SALARIES OVERTIME	175,097	195,695	65,981	233,099	233,099
6001004 SALARIES SHIFT DIFFERENTIAL	19,498	22,867	17,426	34,032	34,032
6001006 OUT OF TITLE PAY	2,961	2,350	935	3,000	3,000
6001008 STAND-BY PAY	12,208	15,650	5,477	18,100	18,100
6001009 OTHER PERSONNEL SERVICES	0	300	0	0	0
0000010 Personnel Service Totals	2,582,775	2,563,850	1,182,673	2,938,066	2,776,290
0000040 Contractual Expenditures					
6004010 BOOKS AND SUBSCRIPTIONS	1,221	1,200	0	1,400	1,400
6004012 OFFICE SUPPLIES	348	3,200	8	3,200	3,200
6004041 PHOTOGRAPHIC SUPPLIES	3,480	3,500	0	5,000	5,000
6004043 ARSON INVESTIGATION SUPPLIES	3,087	3,635	570	3,935	3,935
6004046 GAS OIL GREASE AND DIESEL FUEL	592	0	0	0	0
6004048 MISC OPERATIONAL SUPPLIES	1,377	2,068	0	1,793	1,793

REPORT:BP033

BROOME COUNTY GOVERNMENT
 REVENUE AND APPROPRIATION SUMMARY
 BY DEPARTMENT AND DIVISION

FUND: 1010 General Operating
 DEPT: 20000000 Emergency Services
 DIV: 01 Emergency Services- Emergency Mgmt

Account	2015 Actuals	2016 Budget	2016 YTD Actuals As of 08/29/16	2017 Budget Requested	2017 Budget Recommended
6004105 DUES AND MEMBERSHIPS	345	705	295	805	805
6004106 GENERAL OFFICE EXPENSES	0	3,885	0	3,885	3,885
6004138 OTHER OPERATIONAL EXPENSES	6,007	8,175	3,550	7,700	7,700
6004160 MILEAGE AND PARKING-LOCAL	732	1,600	298	1,600	1,600
6004161 TRAVEL HOTEL AND MEALS	1,468	1,400	960	1,400	1,400
6004162 EDUCATION AND TRAINING	1,712	2,800	576	3,100	3,100
0000040 Contractual Expenditures Totals	20,369	32,168	6,257	33,818	33,818
0000041 Chargeback Expenses					
6004602 INSURANCE PREMIUM CHARGEBACK	2,602	4,063	2,032	4,489	4,489
6004615 GASOLINE CHARGEBACK	6,400	15,000	1,013	9,000	9,000
6004616 FLEET SERVICE CHARGEBACK	17,848	15,504	0	19,406	19,406
0000041 Chargeback Expenses Totals	26,850	34,567	3,045	32,895	32,895
0000080 Employee Benefits					
6008001 STATE RETIREMENT	422,036	462,539	200,176	449,350	423,166
6008002 SOCIAL SECURITY	191,672	192,986	87,999	215,390	203,013
6008004 WORKERS COMPENSATION	20,330	21,496	10,748	23,697	23,697
6008006 LIFE INSURANCE	631	645	318	720	675
6008007 HEALTH INSURANCE	430,079	434,328	180,261	454,440	411,228
6008009 RETIREE HEALTH INSURANCE	54,756	55,327	24,234	48,469	48,469
6008010 DISABILITY INSURANCE	2,848	3,701	1,346	3,397	3,397
0000080 Employee Benefits Totals	1,122,352	1,171,022	505,082	1,195,463	1,113,645
Exp Total for Div: 2001	3,752,346	3,801,607	1,697,057	4,200,242	3,956,648
Total for Div: 20000000	-3,728,014	-3,711,218	-1,688,951	-4,185,242	-3,941,648

Emergency Services

E-911

Mission Statement

To provide for a universal 911 Emergency Telephone Reporting System within Broome County; To provide, within the confines of revenue produced through the 911 surcharge, a communications system and enhancements to public safety agencies in the County with the 911 system.

Description

The 911 system is funded through the 911 telephone bill surcharge and the E-911 wireless surcharge. These surcharges provide revenue for the operation and maintenance of the system and enables enhancement of the communications system.

2017 Objectives

- Finalize the upgrade and or construction of 6 Towers Phase I.
- Begin to implement County wide paging system.
- Request an RFP for Phase II based on Phase I completion.
- Expand mobile computer terminals to rest of law enforcement, all EMS, and some fire vehicles.

2017 Budget Highlights

- Maintain services to public safety agencies and the public who relies on this critical service.
- Improve communications systems to enhance first responder safety and to provide needed interoperability between agencies.
- Improve efficiency in the communications system.

Emergency Services 20020003
911

<u>Title of Position</u>	<u>Grade/Unit</u>	2015 <u>Actuals</u>	As of 7/5/2016 Current <u>Authorized</u>	2017 <u>Requested</u>	2017 <u>Recommended</u>
<u>Full-Time Positions</u>					
Senior Emergency Services Dispatcher	18 BAPA	2	2	0	2
Communications Supervisor*	24 Admin	0	1	0	0
Total Full-Time Positions		2	3	0	2
<u>Part-Time Positions</u>					
None					
Total Part-Time Positions		0	0	0	0
Total Positions		2	3	0	2

*Transferred to Operations (20010003) in 2017

REPORT:BP033

BROOME COUNTY GOVERNMENT
REVENUE AND APPROPRIATION SUMMARY
BY DEPARTMENT AND DIVISION

FUND: 1010 General Operating
DEPT: 20000000 Emergency Services
DIV: 02 Emergency Svcs-911 Comm

Account	2015 Actuals	2016 Budget	2016 YTD Actuals As of 08/29/16	2017 Budget Requested	2017 Budget Recommended
0000007 Misc Interfund Revenues					
5000535 911 SURCHARGE - LANDLINE	329,697	292,862	154,944	300,000	300,000
5000561 TRANSFER FROM RESERVE FUND	0	0	0	0	73,000
0000007 Misc Interfund Revenues Totals	329,697	292,862	154,944	300,000	373,000
Rev Total for Div: 2002	329,697	292,862	154,944	300,000	373,000
0000010 Personnel Service					
6001000 SALARIES FULL-TIME	123,294	192,796	86,757	0	125,938
6001003 SALARIES OVERTIME	2,627	0	521	0	0
6001004 SALARIES SHIFT DIFFERENTIAL	0	0	80	0	0
6001008 STAND-BY PAY	915	0	475	0	0
0000010 Personnel Service Totals	126,836	192,796	87,833	0	125,938
0000040 Contractual Expenditures					
6004012 OFFICE SUPPLIES	325	0	0	0	0
6004138 OTHER OPERATIONAL EXPENSES	0	0	0	300,000	180,811
6004196 COPYING MACHINE RENTALS	7,135	0	0	0	0
0000040 Contractual Expenditures Totals	7,460	0	0	300,000	180,811
0000080 Employee Benefits					
6008001 STATE RETIREMENT	22,835	36,245	16,847	0	22,392
6008002 SOCIAL SECURITY	8,949	14,749	6,225	0	9,635
6008006 LIFE INSURANCE	28	45	21	0	30
6008007 HEALTH INSURANCE	30,873	49,027	21,281	0	34,194
0000080 Employee Benefits Totals	62,685	100,066	44,374	0	66,251
0000090 Transfers					
6009002 TRANSFER TO GRANT FUND	45,000	0	0	0	0
0000090 Transfers Totals	45,000	0	0	0	0

REPORT:BP033

BROOME COUNTY GOVERNMENT
REVENUE AND APPROPRIATION SUMMARY
BY DEPARTMENT AND DIVISION

FUND: 1010 General Operating
DEPT: 20000000 Emergency Services
DIV: 02 Emergency Svcs-911 Comm

Account	2015 Actuals	2016 Budget	2016 YTD Actuals As of 08/29/16	2017 Budget Requested	2017 Budget Recommended
Exp Total for Div: 2002	241,981	292,862	132,207	300,000	373,000
Total for Div: 20000000	87,716	0	22,737	0	0

REPORT:BP033

BROOME COUNTY GOVERNMENT
REVENUE AND APPROPRIATION SUMMARY
BY DEPARTMENT AND DIVISION

FUND: 1010 General Operating
DEPT: 20000000 Emergency Services
DIV: 03 Emergency Services-911 Wireless

Account	2015 Actuals	2016 Budget	2016 YTD Actuals As of 08/29/16	2017 Budget Requested	2017 Budget Recommended
0000007 Misc Interfund Revenues					
5000541 911 SURCHARGE - WIRELESS	367,797	385,264	134,231	376,403	376,403
0000007 Misc Interfund Revenues Totals	367,797	385,264	134,231	376,403	376,403
Rev Total for Div: 2003	367,797	385,264	134,231	376,403	376,403
0000040 Contractual Expenditures					
6004010 BOOKS AND SUBSCRIPTIONS	0	305	0	305	305
6004012 OFFICE SUPPLIES	0	20,420	899	20,420	20,420
6004045 TRAINING AND EDUCATIONAL SUPPL	854	600	0	600	600
6004046 GAS OIL GREASE AND DIESEL FUEL	0	1,700	88	1,700	1,700
6004048 MISC OPERATIONAL SUPPLIES	1,000	4,800	256	6,050	6,050
6004055 COMPUTER SOFTWARE AND SUPPLIES	0	1,320	0	0	0
6004101 TELEPHONE	90,175	65,000	23,814	10,000	10,000
6004105 DUES AND MEMBERSHIPS	0	300	92	300	300
6004106 GENERAL OFFICE EXPENSES	1,582	1,124	614	1,500	1,500
6004116 TAXES	0	4,000	0	0	0
6004138 OTHER OPERATIONAL EXPENSES	177,193	126,255	63,828	154,241	154,241
6004161 TRAVEL HOTEL AND MEALS	1,900	11,512	4,448	13,212	13,212
6004162 EDUCATION AND TRAINING	7,115	9,296	1,670	11,736	11,736
6004196 COPYING MACHINE RENTALS	-2,472	6,744	4,350	8,400	8,400
0000040 Contractual Expenditures Totals	277,347	253,376	100,059	228,464	228,464
0000041 Chargeback Expenses					
6004609 DATA PROCESSING CHARGEBACKS	0	73,358	0	87,939	87,939
6004621 BUILDING AND LAND RENTAL CHARG	15,000	15,000	15,000	15,000	15,000
0000041 Chargeback Expenses Totals	15,000	88,358	15,000	102,939	102,939
0000060 Principal on Indebtedness					
6006008 PRINCIPAL ON CAPITAL LEASE	12,829	0	0	0	0
0000060 Principal on Indebtedness Totals	12,829	0	0	0	0

REPORT:BP033

BROOME COUNTY GOVERNMENT
REVENUE AND APPROPRIATION SUMMARY
BY DEPARTMENT AND DIVISION

FUND: 1010 General Operating
DEPT: 20000000 Emergency Services
DIV: 03 Emergency Services-911 Wireless

Account	2015 Actuals	2016 Budget	2016 YTD Actuals As of 08/29/16	2017 Budget Requested	2017 Budget Recommended
0000070 Interest on Indebtedness					
6007005 INTEREST ON CAPITAL LEASE	160	0	0	0	0
0000070 Interest on Indebtedness Totals	160	0	0	0	0
0000090 Transfers					
6009002 TRANSFER TO GRANT FUND	0	45,000	45,000	45,000	45,000
0000090 Transfers Totals	0	45,000	45,000	45,000	45,000
Exp Total for Div: 2003	305,336	386,734	160,059	376,403	376,403
Total for Div: 20000000	62,461	-1,470	-25,828	0	0

Emergency Services

Emergency Medical Training

Mission Statement

To develop and administer a comprehensive program of education, coordination, and operational assistance to Emergency Medical Services agencies in Broome County, in order to assure a cohesive and effective EMS system throughout Broome County.

Description

Provides education and training for members of EMS agencies throughout Broome County by operating as an official New York State EMS course sponsoring agency, offering programs at the Certified First Responder, Emergency Medical Technician, and Advanced Emergency Medical Technician-Critical Care levels. In addition, the EMS Division provides and assists in the provision of continuing education programs for in-service EMS personnel; provides operational assistance and support to EMS agencies, including a 24-hour emergency response capability for assistance and coordination at the scenes of major emergencies, specialized resources such as an Emergency Medical Support trailer for response to multiple casualty incidents, and a specialized team of "tactical" EMS personnel to support law enforcement SWAT operations.

Serves as liaison and point-of-contact between the County's EMS System, and entities such as public health, law enforcement, school districts, and the private sector, for emergency planning and response matters (such as those directed toward disasters, pandemics, and terrorism).

Coordinates response by EMS agencies, developing and administering plans for Mutual Aid, Mass Casualty Incident Response, and Hazardous Materials emergencies. The Division works to assure the efficient deployment of EMS resources, such as Advanced Life Support services, and helps to oversee the provision of Emergency Medical Dispatch and pre-arrival life-support instructions to callers.

2017 Objectives

To continue our support of Emergency Medical Services agencies throughout Broome County through the provision of high-quality original, refresher, and continuing education leading to certification and recertification at the CFR, EMT and AEMT-CC levels, including collaborative programs with SUNY Broome Community College, Binghamton University, United Health Services, and Lourdes Hospital. These programs will function as a reliable and readily-accessible source of training for those individuals who are already members/employees of volunteer and career EMS agencies, as well as a means through which to recruit new individuals to these agencies.

To continue to foster the retention of experienced EMS personnel in Broome County through the provision and both "traditional" (classroom and testing-based) means of EMS provider recertification, as well as Continuing Medical Education (CME)-based pathways. This includes not only the provision of dedicated "CME core content" courses, but of access to all of our courses to those who seek CME opportunities for recertification purposes.

2017 Budget Highlights

The EMS Division's continuing budget request features a reduction in requested County support versus recent previous years. Unfortunately, this is almost entirely due to the passing, last year, of retired long-time EMS Officer Gwen Ellis. Otherwise, both revenue and appropriation requests are substantially similar to those of recent previous fiscal years. This is due to projections that the volume of students seeking certification and recertification through our programs will remain at or near current levels. These levels indicate a continued high rate of utilization of our programs, and, in turn, their effectiveness in supporting the county's EMS system as designed.

Emergency Services 20040003
 Emergency Medical Training

<u>Title of Position</u>	<u>Grade/Unit</u>	2015 <u>Actuals</u>	As of 7/5/2016 Current <u>Authorized</u>	2017 <u>Requested</u>	2017 <u>Recommended</u>
<u>Full-Time Positions</u>					
Emergency Medical Services Coordinator	22 Admin	1	1	1	1
Keyboard Specialist	8 CSEA	1	1	1	1
Total Full-Time Positions		2	2	2	2
<u>Part-Time Positions</u>					
Emergency Medical Services Officer	11 CSEA	1	1	1	1
Total Part-Time Positions		1	1	1	1
Total Positions		3	3	3	3

REPORT:BP033

BROOME COUNTY GOVERNMENT
REVENUE AND APPROPRIATION SUMMARY
BY DEPARTMENT AND DIVISION

FUND: 1010 General Operating
DEPT: 20000000 Emergency Services
DIV: 04 EMS - Emergency Medical Training

Account	2015 Actuals	2016 Budget	2016 YTD Actuals As of 08/29/16	2017 Budget Requested	2017 Budget Recommended
0000002 Departmental Income					
5000112 STUDENT TUITION, PT DAY	83,420	108,570	37,230	104,695	104,695
5000193 SALE OF TRAINING BOOKS	2,512	2,685	1,238	2,885	2,885
0000002 Departmental Income Totals	85,932	111,255	38,468	107,580	107,580
0000008 State Aid					
5000823 VOLUNTEER TRAINING	67,625	78,885	11,610	78,885	78,885
0000008 State Aid Totals	67,625	78,885	11,610	78,885	78,885
Rev Total for Div: 2004	153,557	190,140	50,078	186,465	186,465
0000010 Personnel Service					
6001000 SALARIES FULL-TIME	99,719	88,635	42,053	94,837	94,837
6001001 SALARIES PART-TIME	20,438	21,345	8,487	17,999	17,999
6001003 SALARIES OVERTIME	181	0	0	0	0
0000010 Personnel Service Totals	120,338	109,980	50,540	112,836	112,836
0000040 Contractual Expenditures					
6004010 BOOKS AND SUBSCRIPTIONS	0	100	0	100	100
6004012 OFFICE SUPPLIES	2,515	3,000	1,170	3,000	3,000
6004045 TRAINING AND EDUCATIONAL SUPPL	9,636	12,635	1,684	13,135	13,135
6004100 POSTAGE AND FREIGHT	136	150	23	150	150
6004105 DUES AND MEMBERSHIPS	90	90	0	90	90
6004136 OPERATIONAL EQUIPMENT REPAIRS	0	300	0	300	300
6004138 OTHER OPERATIONAL EXPENSES	0	500	0	0	0
6004160 MILEAGE AND PARKING-LOCAL	0	173	0	173	173
6004161 TRAVEL HOTEL AND MEALS	697	560	0	600	600
6004162 EDUCATION AND TRAINING	430	540	65	560	560
6004570 INSTRUCTOR SERVICES	85,771	86,754	36,433	91,049	91,049
0000040 Contractual Expenditures Totals	99,275	104,802	39,375	109,157	109,157

REPORT:BP033

BROOME COUNTY GOVERNMENT
 REVENUE AND APPROPRIATION SUMMARY
 BY DEPARTMENT AND DIVISION

FUND: 1010 General Operating
 DEPT: 20000000 Emergency Services
 DIV: 04 EMS - Emergency Medical Training

Account	2015 Actuals	2016 Budget	2016 YTD Actuals As of 08/29/16	2017 Budget Requested	2017 Budget Recommended
0000041 Chargeback Expenses					
6004614 OTHER CHARGEBACK EXPENSES	487	2,201	473	604	604
0000041 Chargeback Expenses Totals	487	2,201	473	604	604
0000080 Employee Benefits					
6008001 STATE RETIREMENT	20,889	20,833	9,447	19,501	19,501
6008002 SOCIAL SECURITY	8,616	8,764	3,573	8,632	8,632
6008006 LIFE INSURANCE	43	45	18	45	45
6008007 HEALTH INSURANCE	31,023	32,923	14,914	37,922	37,922
6008009 RETIREE HEALTH INSURANCE	13,565	17,491	0	0	0
6008010 DISABILITY INSURANCE	146	190	52	174	174
0000080 Employee Benefits Totals	74,282	80,246	28,004	66,274	66,274
Exp Total for Div: 2004	294,382	297,229	118,392	288,871	288,871
Total for Div: 20000000	-140,825	-107,089	-68,314	-102,406	-102,406
Total for Dept: 20000000	-3,718,662	-3,819,777	-1,760,356	-4,287,648	-4,044,054

Probation

Probation Director

Deputy Director

Criminal Unit

Criminal Investigations
 Criminal Probation Supervision
 Interim Supervision
 Specialized DWI Caseload
 Specialized Sex Offender Caseload
 e-Justice & Integrated Probation Registrant
 System (IPRS)
 Transfer In/Out of Probation Cases
 Victim Reparation
 Electronic Monitoring
 Sex Offender Registry
 DNA Collection
 Drug and Alcohol Testing
 Coordination with Forensic Mental Health
 Programs
 Drug, Domestic Violence, Veterans', Family
 Treatment, and Mental Health Courts
 Associated Computer Systems, i.e., Probation
 Tracking System, Correctional Offender
 Management Profiling & Alternative
 Sanctions (COMPAS)
 Grants
 Pre-Trial Release Program (PTRP)
 Ignition Interlock Device (IID) GTSC

Administration

Fiscal Management/ Budget
 Personnel
 Restitution Collection and
 Disbursement to Crime Victims
 DWI Fine Collection for Broome
 County Court
 DWI Supervision Fees
 Records Management

Family Services Unit

Court Ordered Investigations
 Family Court Supervision
 Adjudicated Persons in Need of
 Supervision
 (PINS)
 Juvenile Delinquents (JD's)
 Support Cases & Family Offenses
 Adoption Investigations
 Comprehensive Assessments/ Reports
 JD Diversion Case Management
 Youth Assessment Screening Instrument (YASI)
 Probation Tracking System (PTS)
 JD Diversion Victims' Satisfaction
 JD Introduction to Supervision Groups
 Electronic Monitoring
 Victim Reparation

Probation

Mission Statement

The Broome County Probation Department is dedicated to the protection of the community by reducing crime and delinquency, along with facilitating the rehabilitation of offenders of the law. This is accomplished through investigation, supervision, and diversion of cases that have violated laws of the Family Court Act, the Penal Law, Vehicle and Traffic Law and other laws of the State of New York. This department works closely with the courts, police agencies, treatment agencies, and other human service agencies in Broome County to rehabilitate offenders. The Probation Department has a primary obligation to the community to return offenders back to the courts when they do not abide by the court's sentence and conditions of probation.

Description

The Criminal Units supervise all adults (age 16 and above) placed on probation by the Criminal Courts of Broome County. This division provides pre-sentence/pre-plea investigations as ordered by the courts in Broome County, regardless of disposition. The Criminal Division also provides Pre-Trial Release services as an alternative to incarceration, and thus decreases potential jail days.

The Family Services Unit provides Pre-Dispositional Investigations for the Family Courts PINS complaints and JD complaints. We also provide supervision for all Adjudicated PINS and JD cases and provide JD Diversion services. Probation works closely with Social Services, Youth Bureau, Law Enforcement and County Attorney Departments to provide needed services to our youth. The goal is to divert youth from entering Family Court, and avoid costly detention and out of home placements.

2017 Objectives

- To attempt to manage caseloads with increasingly more serious and violent offenders being placed on probation. The number of JD and Adult offenders placed on Probation continues to increase and therefore caseload sizes grow. Many causes such as serious substance abuse, mental illness, and general aggressive tendencies make for a more volatile probationer. For 2017, we have requested more positions in order to be compliant with NYS H-10 Law. We anticipate more offenders to be sentenced to Probation and therefore have asked for more funding for additional staff. Additionally the extra Family Court Judge adds to number of cases.
- To manage un-funded New York State mandates, including DNA specimen collection, Sex Offender Registration, and YASI and COMPAS. Probation is also involved with Drug Court, Domestic Violence Court, Veteran's Court and Family Court.
- To continue to use and expand Electronic Monitoring as an alternative to costly detention/incarceration for juvenile and adults, as we have combined these units in the budget. Courts have been placing more offenders on Probation with the added condition of Electronic Monitoring
- To continue to work with the STOP-DWI Program in an attempt to change the behavior of the DWI offender.

2017 Budget Highlights

- Requested adding two staff members to comply with the H-10 Law and deal with our ever-increasing caseloads. One, the Probation Supervisor, was recommended.
- It is anticipated that New York State aid reimbursement rate for eligible probation expenses will remain flat.

Probation 21010003

<u>Title of Position</u>	<u>Grade/Unit</u>	<u>2015 Actuals</u>	As of	<u>2017 Requested</u>	<u>2017 Recommended</u>
			7/5/2016 Current <u>Authorized</u>		
<u>Full-Time Positions</u>					
Probation Director III	G Admin	1	1	1	1
Deputy Probation Director III	D Admin	1	1	1	1
Probation Supervisor*	21 BAPA	3	4	5	5
Senior Probation Officer**	19 CSEA	3	6	6	6
Probation Officer/Trainee***	17/16 CSEA	19	24	25	24
Principal Account Clerk	13 CSEA	1	1	1	1
Secretary	13 CSEA	1	1	1	1
Keyboard Specialist	8 CSEA	3	3	3	3
Account Clerk	7 CSEA	2	2	2	2
Total Full-Time Positions		34	43	45	44
<u>Part-Time Positions</u>					
None					
Total Part-Time Positions		0	0	0	0
Total Positions		34	43	45	44

* One position transferred from Family Services Unit in 2016

** Three positions transferred from Family Services Unit in 2016

***Five positions transferred from Family Services Unit in 2016

BROOME COUNTY GOVERNMENT
 REVENUE AND APPROPRIATION SUMMARY
 BY DEPARTMENT AND DIVISION

FUND: 1010 General Operating
 DEPT: 21000000 Probation
 DIV: 01 Probation-Admin

Account	2015 Actuals	2016 Budget	2016 YTD Actuals As of 08/29/16	2017 Budget Requested	2017 Budget Recommended
21000000 Probation					
0000002 Departmental Income					
5000208 RESTITUTION/REPARATION SURCHAR	15,281	15,235	8,181	18,516	18,516
5000333 OTHER DEPARTMENTAL CHARGEBACK	51,293	51,280	12,253	34,565	34,565
0000002 Departmental Income Totals	66,574	66,515	20,434	53,081	53,081
0000007 Misc Interfund Revenues					
5000534 TRANSFER FROM INSURANCE RESERV	2,000	0	0	0	0
0000007 Misc Interfund Revenues Totals	2,000	0	0	0	0
0000008 State Aid					
5000814 PROBATION SERVICES	432,321	432,321	0	432,321	432,321
0000008 State Aid Totals	432,321	432,321	0	432,321	432,321
0000009 Federal Aid					
5000946 FEDERAL AID - OTHER	21,060	12,805	2,835	14,183	14,183
0000009 Federal Aid Totals	21,060	12,805	2,835	14,183	14,183
Rev Total for Div: 2101	521,955	511,641	23,269	499,585	499,585
0000010 Personnel Service					
6001000 SALARIES FULL-TIME	1,643,633	2,168,472	994,565	2,270,168	2,231,109
0000010 Personnel Service Totals	1,643,633	2,168,472	994,565	2,270,168	2,231,109
0000040 Contractual Expenditures					
6004012 OFFICE SUPPLIES	6,248	6,830	1,732	6,830	6,830
6004046 GAS OIL GREASE AND DIESEL FUEL	0	75	0	75	75
6004048 MISC OPERATIONAL SUPPLIES	28,833	18,757	90	18,757	18,757
6004105 DUES AND MEMBERSHIPS	500	750	750	750	750
6004106 GENERAL OFFICE EXPENSES	0	300	0	300	300

REPORT:BP033

BROOME COUNTY GOVERNMENT
REVENUE AND APPROPRIATION SUMMARY
BY DEPARTMENT AND DIVISION

FUND: 1010 General Operating
DEPT: 21000000 Probation
DIV: 01 Probation-Admin

Account	2015 Actuals	2016 Budget	2016 YTD Actuals As of 08/29/16	2017 Budget Requested	2017 Budget Recommended
6004136 OPERATIONAL EQUIPMENT REPAIRS	0	200	0	200	200
6004138 OTHER OPERATIONAL EXPENSES	0	300	0	300	300
6004146 SUBCONTRACTED PROGRAM EXPENSE	6,149	13,000	5,073	23,000	65,000
6004160 MILEAGE AND PARKING-LOCAL	994	6,825	570	5,000	5,000
6004161 TRAVEL HOTEL AND MEALS	602	4,500	654	6,000	6,000
6004162 EDUCATION AND TRAINING	220	700	155	700	700
6004169 DAY TRIP MEAL REIMBURSEMENT	0	300	16	300	300
6004196 COPYING MACHINE RENTALS	4,964	6,900	2,169	7,900	7,900
6004200 PROPERTY LOSS	2,000	0	0	0	0
6004573 OTHER FEES FOR SERVICES	2,058	4,000	120	4,000	4,000
0000040 Contractual Expenditures Totals	52,568	63,437	11,329	74,112	116,112
0000041 Chargeback Expenses					
6004602 INSURANCE PREMIUM CHARGEBACK	14,643	15,743	7,609	20,285	20,285
6004609 DATA PROCESSING CHARGEBACKS	67,006	128,291	0	0	0
6004610 PERSONNEL SERVICES CHARGEBACKS	142	0	0	0	0
6004614 OTHER CHARGEBACK EXPENSES	122	249	150	0	0
6004615 GASOLINE CHARGEBACK	1,651	3,600	442	2,700	2,700
6004616 FLEET SERVICE CHARGEBACK	6,693	7,752	0	8,625	8,625
6004617 DUPLICATING/PRINTING CHARGEBAC	1,861	1,686	1,326	0	0
6004618 OFFICE SUPPLIES CHARGEBACK	4,989	6,925	1,564	0	0
6004626 TRANSPORTATION SERVICES CHARGE	0	6,142	0	12,360	12,360
0000041 Chargeback Expenses Totals	97,107	170,388	11,091	43,970	43,970
0000080 Employee Benefits					
6008001 STATE RETIREMENT	294,371	393,624	178,848	384,119	379,987
6008002 SOCIAL SECURITY	116,445	165,529	70,886	175,459	172,471
6008004 WORKERS COMPENSATION	8,590	12,791	6,396	10,842	10,842
6008006 LIFE INSURANCE	503	645	315	675	660
6008007 HEALTH INSURANCE	392,661	493,019	215,628	484,374	474,454
6008009 RETIREE HEALTH INSURANCE	345,758	422,992	203,619	408,153	408,153
6008010 DISABILITY INSURANCE	2,221	3,511	1,269	3,310	3,223
6008013 HEALTH INS - RETIRE INCENTIVE	17,842	0	0	0	0
0000080 Employee Benefits Totals	1,178,391	1,492,111	676,961	1,466,932	1,449,790
0000090 Transfers					
6009002 TRANSFER TO GRANT FUND	105,576	109,150	47,842	108,898	108,898

REPORT:BP033

BROOME COUNTY GOVERNMENT
REVENUE AND APPROPRIATION SUMMARY
BY DEPARTMENT AND DIVISION

FUND: 1010 General Operating
DEPT: 21000000 Probation
DIV: 01 Probation-Admin

Account	2015 Actuals	2016 Budget	2016 YTD Actuals As of 08/29/16	2017 Budget Requested	2017 Budget Recommended
0000090 Transfers Totals	105,576	109,150	47,842	108,898	108,898
Exp Total for Div: 2101	3,077,275	4,003,558	1,741,788	3,964,080	3,949,879
Total for Div: 21000000	-2,555,320	-3,491,917	-1,718,519	-3,464,495	-3,450,294

Probation/Family Services Unit 21020003		As of 7/5/2016			
<u>Title of Position</u>	<u>Grade/Unit</u>	<u>2015 Actuals</u>	<u>Current Authorized</u>	<u>2017 Requested</u>	<u>2017 Recommended</u>
<u>Full-Time Positions</u>					
Probation Supervisor*	21 BAPA	1	0	0	0
Senior Probation Officer**	19 CSEA	3	0	0	0
Probation Officer/Trainee***	17/16 CSEA	5	0	0	0
Total Full-Time Positions		9	0	0	0
<u>Part-Time Positions</u>					
None					
Total Part-Time Positions		0	0	0	0
Total Positions		9	0	0	0

*Family & Criminal Services Combined into Probation in 2016

* One position transferred to the Probation Administration division in 2016

**Three positions transferred to the Probation Administration division in 2016

***Five positions transferred to the Probation Administration division in 2016

REPORT:BP033

BROOME COUNTY GOVERNMENT
 REVENUE AND APPROPRIATION SUMMARY
 BY DEPARTMENT AND DIVISION

FUND: 1010 General Operating
 DEPT: 21000000 Probation
 DIV: 02 Probation-JD/PINS

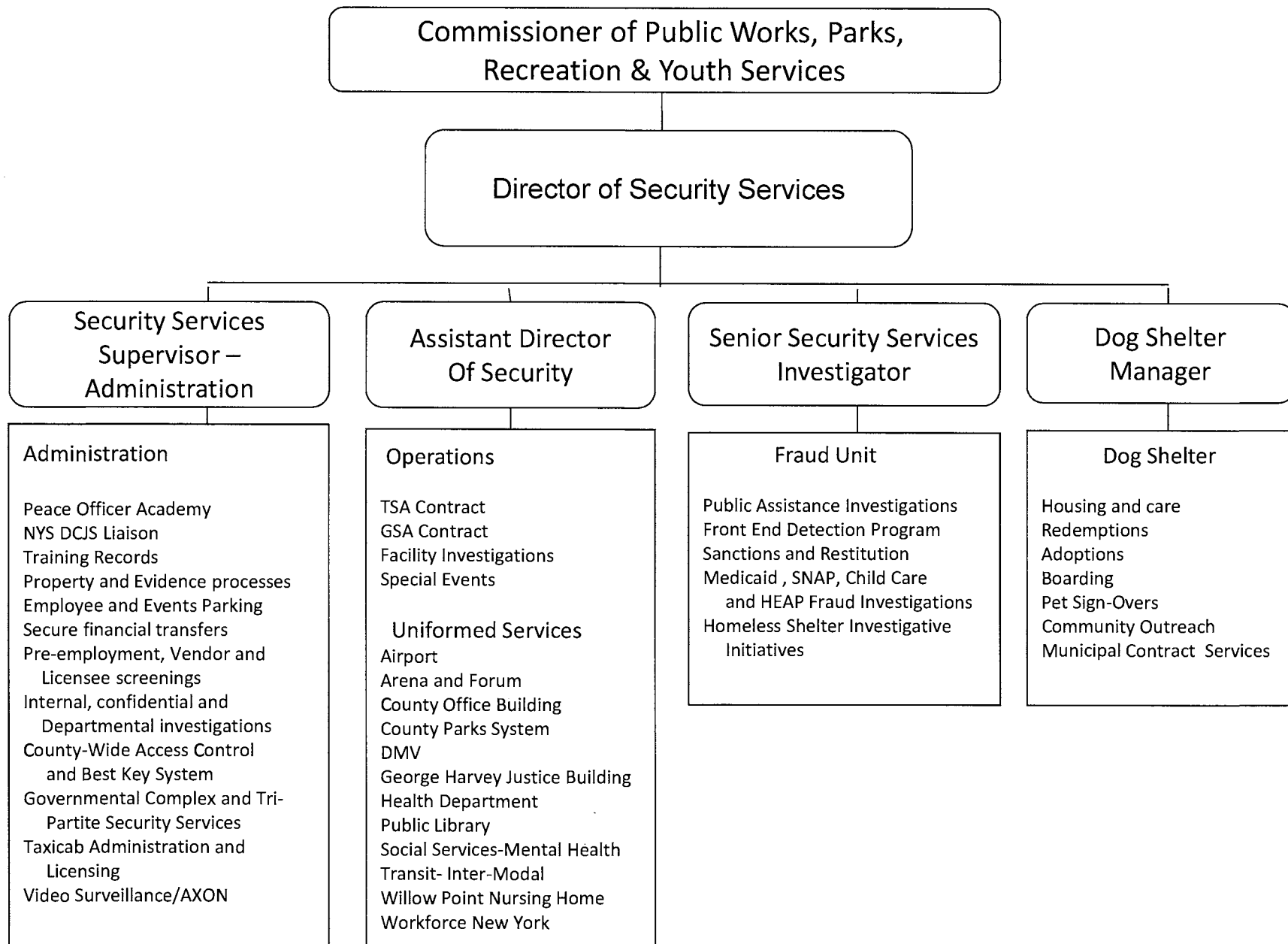
Account	2015 Actuals	2016 Budget	2016 YTD Actuals As of 08/29/16	2017 Budget Requested	2017 Budget Recommended
0000010 Personnel Service					
6001000 SALARIES FULL-TIME	499,534	0	0	0	0
0000010 Personnel Service Totals	499,534	0	0	0	0
0000040 Contractual Expenditures					
6004048 MISC OPERATIONAL SUPPLIES	1,498	0	5,470	0	0
6004146 SUBCONTRACTED PROGRAM EXPENSE	784	0	0	0	0
6004160 MILEAGE AND PARKING-LOCAL	70	0	0	0	0
6004162 EDUCATION AND TRAINING	30	0	0	0	0
0000040 Contractual Expenditures Totals	2,382	0	5,470	0	0
0000041 Chargeback Expenses					
6004606 TELEPHONE BILLING ACCOUNT	3,828	0	0	0	0
6004615 GASOLINE CHARGEBACK	707	0	0	0	0
6004616 FLEET SERVICE CHARGEBACK	2,231	0	0	0	0
6004617 DUPLICATING/PRINTING CHARGEBACK	157	0	0	0	0
6004618 OFFICE SUPPLIES CHARGEBACK	463	0	0	0	0
0000041 Chargeback Expenses Totals	7,386	0	0	0	0
0000080 Employee Benefits					
6008001 STATE RETIREMENT	88,983	0	0	0	0
6008002 SOCIAL SECURITY	35,917	0	0	0	0
6008004 WORKERS COMPENSATION	3,255	0	0	0	0
6008006 LIFE INSURANCE	135	0	0	0	0
6008007 HEALTH INSURANCE	95,947	0	0	0	0
6008009 RETIREE HEALTH INSURANCE	49,835	0	0	0	0
6008010 DISABILITY INSURANCE	624	0	0	0	0
6008013 HEALTH INS - RETIRE INCENTIVE	6,860	0	0	0	0
0000080 Employee Benefits Totals	281,556	0	0	0	0
Exp Total for Div: 2102	790,858	0	5,470	0	0

REPORT:BP033

BROOME COUNTY GOVERNMENT
REVENUE AND APPROPRIATION SUMMARY
BY DEPARTMENT AND DIVISION

FUND: 1010 General Operating
DEPT: 21000000 Probation
DIV: 02 Probation-JD/PINS

Account	2015 Actuals	2016 Budget	2016 YTD Actuals As of 08/29/16	2017 Budget Requested	2017 Budget Recommended
Total for Div: 21000000	-790,858	0	-5,470	0	0
Total for Dept: 21000000	-3,346,178	-3,491,917	-1,723,989	-3,464,495	-3,450,294



Public Works, Parks, Recreation & Youth Services Security Services

Mission Statement

Maintain a safe and orderly atmosphere upon County properties and elsewhere by rendering assistance, encouraging compliance, and providing enforcement as necessary. Protect the County facilities and assets from damage and loss. Provide services as required, which are best provided by a security organization, to enhance governmental operations and reduce liability. Provide specific functions as may be required.

Description

The Division consists of four units, which are responsible for unique and separate services. Administrative Services include maintenance and operation of the County ID Card System, Pre-Employment Screening Project, Access Control System, parking lots, evidence retention, lost and found property, security records, and equipment and training. Security Operations include Uniformed Security Services at County facilities such as the Departments of Social Services, Health, Mental Health, Airport, Arena, Forum, Parks, County Office Building, Landfill, Willow Point Nursing Home. The Case Integrity Unit conducts welfare fraud and internal investigations for the Department of Social Services. The Broome County Dog Shelter provides contracted dog shelter services for eleven towns and the City of Binghamton.

2017 Objectives

Maintain a professional and safe environment for employees and visitors within County facilities through efficient and effective deployment of Security Services personnel and resources.

- Continue investigative efforts in pursuing recipient fraud in the Social Services benefit programs with a focus on FEDS, Safety Net and emergency housing programs.
- Transition Welfare Fraud investigative records to the LERMS system to increase efficiency, and capability.
- Continue administrative and enforcement of taxi cab regulations and evaluate for enhancements.
- Contract period with Municipal partners; enhance state reporting form use by all shelter users.
- Enhance fundraising efforts at the Dog Shelter through community outreach marketing efforts.

2017 Budget Highlights

- Continuation of Public Assistance fraud efforts resulting in cost avoidance savings to Department of Social Services.
- Maintain a safe, family friendly environment for visitors to the Broome County Parks, Floyd L. Maines Veterans Arena, Forum, and numerous special events.
- Completed contract renewals for Dog Shelter services with Municipal partners.
- Transitioned the Security Division to LERMS for incident based reporting and retention.

Public Works, Parks, Recreation & Youth Services 22000203,22000103
 Security/Dog Shelter

<u>Title of Position</u>	<u>Grade/Unit</u>	As of 7/5/2016			
		<u>2015 Actuals</u>	<u>Current Authorized</u>	<u>2017 Requested</u>	<u>2017 Recommended</u>
<u>Full-Time Positions</u>					
Director of Security	F Admin	1	1	1	1
Assistant Director of Security	23 Admin	1	1	1	1
Supervising Fraud Investigator *	23 BAPA	1	1	1	1
Security Supervisor	18 BAPA	6	6	6	6
Dog Shelter Manager	17 BAPA	1	1	1	1
Senior Security Svcs Investigator	20 CSEA	1	1	1	1
Security Services Investigator	17 CSEA	6	6	6	6
Senior Social Services Examiner	13 CSEA	1	1	1	1
Security Officer II **	12 CSEA	18	18	16	16
Social Services Examiner	11 CSEA	1	1	1	1
Senior Kennel Person	9 CSEA	1	1	1	1
Keyboard Specialist	8 CSEA	1	1	1	1
Kennel Person	7 CSEA	1	1	1	1
Security Officer I	7 CSEA	1	1	1	1
Total Full-Time Positions		41	41	39	39
<u>Part-Time Positions</u>					
None					
Total Part-Time Positions		0	0	0	0
Total Positions		41	41	39	39

* One position unfunded since 2013

** Two positions unfunded since 2012, abolished in 2017

REPORT:BP032

BROOME COUNTY GOVERNMENT
REVENUE AND APPROPRIATION SUMMARY BY DEPARTMENT

FUND: 1010 General Operating
DEPT: 22000000 Security

Account	2015 Actuals	2016 Budget	2016 YTD Actuals As of 08/29/16	2017 Budget Requested	2017 Budget Recommended
0000002 Departmental Income					
5000187 REIMBURSEMENT - ANIMAL SHELTER	254,816	257,827	126,991	185,286	185,286
5000217 EVENTS - BASEMENT PARKING	17,784	13,000	26,785	40,000	40,000
5000226 SHELTER REVENUE	106,856	90,000	44,000	115,000	115,000
5000230 SECURITY SERVICES - OUTSIDE US	56,855	43,982	3,985	43,982	43,982
5000242 TAXI CAB INSPECTIONS	4,895	5,000	2,510	5,000	5,000
5000308 SECURITY SERVICES	1,901,584	2,014,294	504,423	2,025,161	2,025,161
5000333 OTHER DEPARTMENTAL CHARGEBACK	12,186	11,419	1,201	23,329	23,329
0000002 Departmental Income Total	2,354,976	2,435,522	709,895	2,437,758	2,437,758
0000003 Use of Money					
5000451 INTEREST AND EARNINGS	153	100	94	100	100
5000463 PARKING LOT	1,560	2,000	1,000	2,000	2,000
5000464 PARKING PLAZA	51,410	58,000	26,535	58,000	58,000
0000003 Use of Money Total	53,123	60,100	27,629	60,100	60,100
0000004 Licenses and Permits					
5000482 TAXI CAB LICENSES	58,115	55,500	23,800	55,500	55,500
0000004 Licenses and Permits Total	58,115	55,500	23,800	55,500	55,500
0000007 Misc Interfund Revenues					
5000533 UNCLASSIFIED REVENUES	15,243	30,000	13,504	30,000	30,000
5000534 TRANSFER FROM INSURANCE RESERV	4,743	0	0	0	0
5000536 PAYMENTS PENALTIES	60	0	20	0	0
5000545 CREDIT CARD REBATES	252	0	111	0	0
5000546 Trust Account Inflows	27,412	0	0	0	0
5000561 TRANSFER FROM RESERVE FUND	0	0	0	70,441	70,441
0000007 Misc Interfund Revenues Total	47,710	30,000	13,635	100,441	100,441
0000009 Federal Aid					
5000907 PUBLIC SAFETY GRANTS - FEDERAL	122,112	80,000	36,000	80,000	80,000
0000009 Federal Aid Total	122,112	80,000	36,000	80,000	80,000

BROOME COUNTY GOVERNMENT
 REVENUE AND APPROPRIATION SUMMARY BY DEPARTMENT

FUND: 1010 General Operating
 DEPT: 22000000 Security

Account	2015 Actuals	2016 Budget	2016 YTD Actuals As of 08/29/16	2017 Budget Requested	2017 Budget Recommended
Rev Totals for Dept: 22000000	2,636,036	2,661,122	810,959	2,733,799	2,733,799
0000010 Personnel Service					
6001000 SALARIES FULL-TIME	1,572,469	1,696,401	740,079	1,753,766	1,753,766
6001002 SALARIES TEMPORARY	398,128	441,250	191,440	461,814	461,814
6001003 SALARIES OVERTIME	82,293	91,000	51,219	91,000	91,000
6001004 SALARIES SHIFT DIFFERENTIAL	8,687	14,000	4,654	16,200	16,200
6001008 STAND-BY PAY	7,718	8,500	3,433	8,500	8,500
6001009 OTHER PERSONNEL SERVICES	4,904	5,000	2,500	5,000	5,000
0000010 Personnel Service Totals	2,074,199	2,256,151	993,325	2,336,280	2,336,280
0000040 Contractual Expenditures					
6004010 BOOKS AND SUBSCRIPTIONS	0	1,286	786	500	500
6004012 OFFICE SUPPLIES	8,032	7,000	1,605	7,000	7,000
6004021 BLDG MAINTENANCE SUPPLIES	0	500	246	500	500
6004022 FUEL AND HEATING SUPPLIES	8,023	8,500	4,456	8,500	8,500
6004023 BLDG AND GROUNDS SUPPLIES	760	3,000	590	3,000	3,000
6004030 FOOD AND BEVERAGES	1,373	600	1,034	600	600
6004041 PHOTOGRAPHIC SUPPLIES	0	200	0	200	200
6004046 GAS OIL GREASE AND DIESEL FUEL	65	0	44	0	0
6004048 MISC OPERATIONAL SUPPLIES	58,045	62,266	24,205	52,850	52,850
6004050 ANIMAL FOOD	785	2,500	484	2,000	2,000
6004052 UNIFORMS	10,565	19,329	14,066	12,000	12,000
6004054 SAFETY SUPPLIES	1,853	1,500	3,384	1,500	1,500
6004055 COMPUTER SOFTWARE AND SUPPLIES	275	5,000	5,000	5,000	5,000
6004105 DUES AND MEMBERSHIPS	0	500	0	500	500
6004113 WATER AND SEWAGE CHARGES	5,626	6,000	2,730	6,000	6,000
6004115 ELECTRIC CURRENT	4,211	5,500	1,881	5,500	5,500
6004117 BUILDING AND GROUNDS EXPENSES	2,726	2,500	1,858	2,500	2,500
6004137 ADVERTISING AND PROMOTION EXPE	18	0	20	0	0
6004138 OTHER OPERATIONAL EXPENSES	11,139	19,675	12,569	12,100	12,100
6004139 Trust Account Outflows	33,931	0	0	0	0
6004161 TRAVEL HOTEL AND MEALS	1,183	2,000	1,322	2,000	2,000
6004162 EDUCATION AND TRAINING	0	1,000	0	1,000	1,000
6004196 COPYING MACHINE RENTALS	1,518	4,098	2,131	4,098	4,098
6004200 PROPERTY LOSS	4,381	0	0	0	0
6004203 INSURANCE CLAIMS	362	0	0	0	0

REPORT:BP032

BROOME COUNTY GOVERNMENT
REVENUE AND APPROPRIATION SUMMARY BY DEPARTMENT

FUND: 1010 General Operating
DEPT: 22000000 Security

Account	2015 Actuals	2016 Budget	2016 YTD Actuals As of 08/29/16	2017 Budget Requested	2017 Budget Recommended
6004402 LAB SERVICES	8,410	8,000	3,255	8,000	8,000
6004568 VETERINARIAN SERVICES	33,924	37,000	10,280	40,000	40,000
0000040 Contractual Expenditures Totals	197,205	197,954	91,946	175,348	175,348
0000041 Chargeback Expenses					
6004602 INSURANCE PREMIUM CHARGEBACK	4,747	7,718	3,859	12,294	12,294
6004606 TELEPHONE BILLING ACCOUNT	873	684	223	501	501
6004609 DATA PROCESSING CHARGEBACKS	5,586	5,256	0	6,658	6,658
6004610 PERSONNEL SERVICES CHARGEBACKS	11,419	23,233	0	23,329	23,329
6004614 OTHER CHARGEBACK EXPENSES	115	170	35	101	101
6004615 GASOLINE CHARGEBACK	20,475	36,000	3,405	27,000	27,000
6004616 FLEET SERVICE CHARGEBACK	44,620	37,853	0	40,968	40,968
6004617 DUPLICATING/PRINTING CHARGEBAC	628	403	60	504	504
6004618 OFFICE SUPPLIES CHARGEBACK	1,213	1,192	61	1,192	1,192
6004619 BUILDING SERVICE CHARGEBACK	2,332	5,000	915	5,000	5,000
6004626 TRANSPORTATION SERVICES CHARGE	20,130	32,213	0	49,440	49,440
0000041 Chargeback Expenses Totals	112,138	149,722	8,558	166,987	166,987
0000060 Principal on Indebtedness					
6006008 PRINCIPAL ON CAPITAL LEASE	1,013	0	0	0	0
0000060 Principal on Indebtedness Totals	1,013	0	0	0	0
0000070 Interest on Indebtedness					
6007005 INTEREST ON CAPITAL LEASE	13	0	0	0	0
0000070 Interest on Indebtedness Totals	13	0	0	0	0
0000080 Employee Benefits					
6008001 STATE RETIREMENT	286,048	307,836	143,808	298,062	298,062
6008002 SOCIAL SECURITY	151,322	173,268	72,994	177,135	177,135
6008004 WORKERS COMPENSATION	19,342	18,921	9,461	15,082	15,082
6008006 LIFE INSURANCE	516	570	253	570	570
6008007 HEALTH INSURANCE	313,808	344,727	152,810	362,179	362,179
6008009 RETIREE HEALTH INSURANCE	104,890	116,659	34,587	103,060	103,060
6008010 DISABILITY INSURANCE	2,011	2,753	980	2,525	2,525
6008011 UNEMPLOYMENT INSURANCE	3,792	0	0	0	0

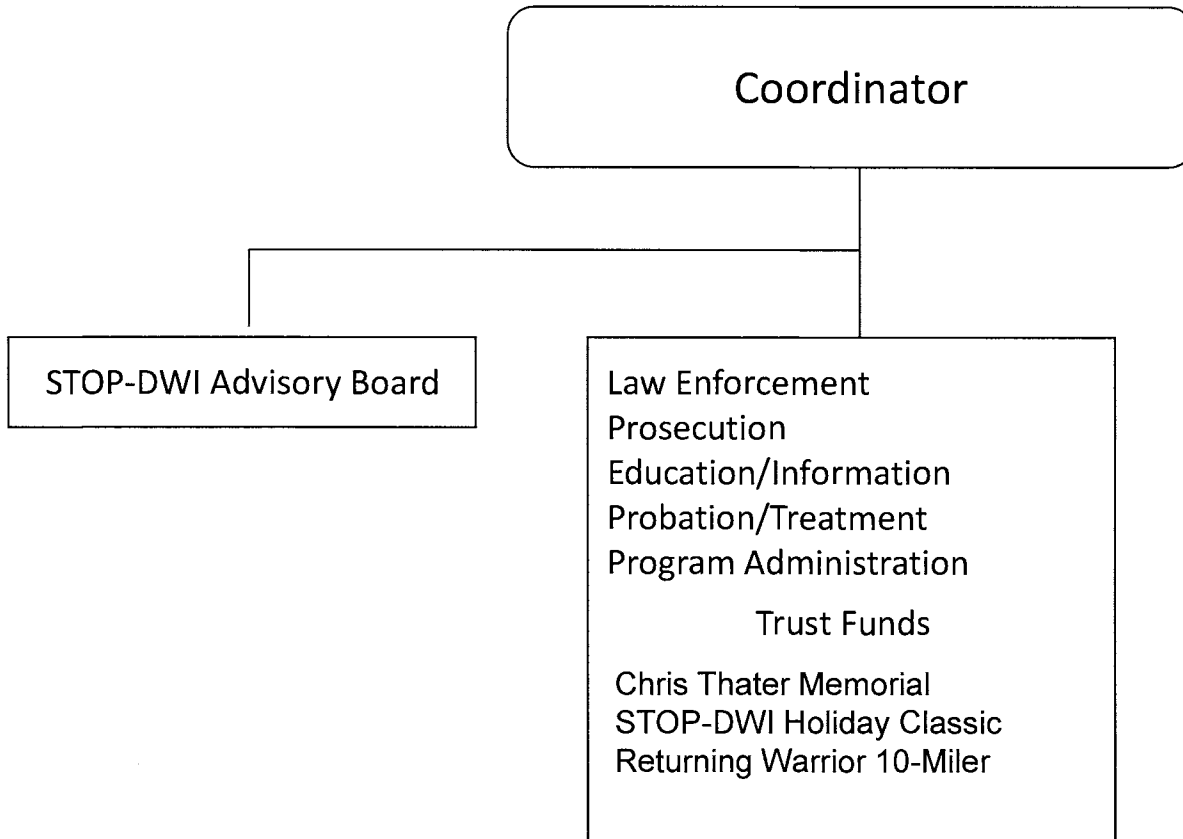
REPORT:BP032

BROOME COUNTY GOVERNMENT
REVENUE AND APPROPRIATION SUMMARY BY DEPARTMENT

FUND: 1010 General Operating
DEPT: 22000000 Security

Account	2015 Actuals	2016 Budget	2016 YTD Actuals As of 08/29/16	2017 Budget Requested	2017 Budget Recommended
6008013 HEALTH INS - RETIRE INCENTIVE	11,828	0	0	0	0
0000080 Employee Benefits Totals	893,557	964,734	414,893	958,613	958,613
Exp Totals for Dept: 22000000	3,278,125	3,568,561	1,508,722	3,637,228	3,637,228
Total for Dept: 22000000	-642,089	-907,439	-697,763	-903,429	-903,429

STOP - DWI



STOP-DWI

Mission Statement

To develop and coordinate a comprehensive DWI counter-measure program to reduce impaired driving related crashes, injuries and fatalities.

Description

STOP-DWI stands for “Special Traffic Options Program for Driving While Intoxicated”. The STOP-DWI Program was enacted by the State Legislature in 1981 for the purposes of empowering county governments to coordinate local efforts to reduce the incidence of impaired driving within the context of a comprehensive and financially self-sustaining highway safety program.

Pursuant to Article 31 Section 1197 of the New York State Vehicle and Traffic Law and 15 NYCRR Part 172 of the Commissioner’s Rules and Regulations, the Broome County STOP-DWI Program develops and coordinates a comprehensive DWI countermeasures program – that places a priority on general deterrence – the prevention of impaired driving through a high visibility enforcement and prosecution effort. To that end, STOP-DWI funds enhanced police patrols that are dedicated to DWI enforcement as well as provides specialized breath testing equipment and video cameras to police agencies. The District Attorney’s office receives funds for an additional prosecutor to specialize in DWI cases. STOP-DWI also provides funding to the Broome County Probation Department to deal with recidivist DWI offenders.

In addition, STOP-DWI funds an effective traditional and social media campaign in order to heighten public awareness about the dangers of impaired driving and to promote the enforcement and prosecution efforts. STOP-DWI serves as the ignition interlock device monitor for all DWI conditional discharge cases in Broome County.

STOP-DWI also sponsors numerous training seminars for prosecutors, police, educators, and treatment professionals who deal with various aspects of the impaired driving issues. STOP-DWI works with area middle and high schools and conducts numerous community outreach programs. The STOP-DWI Program also uses the popularity of sports to further promote its safe driving and healthy lifestyles message.

STOP-DWI operates under 15 NYCRR Part 172 of the Commissioners Rules and Regulations which limits funding to only enhancement programs which reduce the incidence of impaired driving. Broome County’s STOP-DWI Program is supported entirely by the fines paid by people convicted of driving while intoxicated, DWI probation supervision fees, and state and federal grants.

2017 Objectives

Enforcement and Adjudication Component:

- Continue the high visibility STOP-DWI Task Force Program involving specially marked patrol vehicles and overtime patrols that are dedicated to DWI enforcement.
- Continue the digital recording program in which DWI offenders are recorded at the scene of arrest and at police stations.

- Purchase specialized breath testing equipment and supplies for DWI enforcement.
- Support specialized crash investigation and reconstruction efforts among Broome County's law enforcement agencies.
- Support the Drug Recognition Expert (DRE) Program with area police agencies.
- Continue the STOP-DWI Prosecution Program with the Broome County District Attorney's Office.
- Continue the STOP-DWI Probation Program with the Broome County Probation Department.
- Continue funding an in-house random drug testing program for DWI Probationers.
- Continue monitoring interlock devices for conditional discharge cases.

Education and Public Awareness Component:

- Continue specialized education programs for enforcement, prosecution, education, and treatment professionals who deal with various aspects of the impaired driving issues.
- Continue to offer TIPS Alcohol Server Training Program to on-premise (bars, taverns) and off-premise (caterers) establishments and to work with licensed establishments on the prevention of impaired driving.
- Conduct community outreach via public speaking engagements, and by making available videos, displays, and printed materials to schools and other organizations.
- Continue to support education and public awareness activities in area middle schools and high schools.
- Conduct a comprehensive electronic and print advertising campaign to promote awareness about the DWI issue.
- Conduct special projects/events such as the STOP-DWI Winter Classic, STOP-DWI Tournament of Champions, the Chris Thater

Memorial, Teen Traffic Safety Day, and the Returning Warrior 10-Miler to further promote the STOP-DWI and healthy lifestyles message to youth and the community.

Administrative/Evaluation Component:

- Work with the STOP-DWI Advisory Board, local officials and public and private community organizations to develop and coordinate a comprehensive DWI countermeasure program.
- Monitor and evaluate traffic crash, arrest, and conviction data to assess the effectiveness of Broome County's STOP-DWI effort.
- Coordinate local efforts to implement the Ignition Interlock Device (IID) requirements of Leandra's Law.
- Seek private/corporate sponsorship to help finance education and promotional efforts.

2017 Budget Highlights

- Application of DWI fine revenues to cover FY2017 program expenses at no cost to local taxpayers.
- Application of DWI Probation Supervision Fees to fund STOP-DWI's Probation programming.
- Zero application of STOP-DWI fund balance to help finance FY2017 budget.
- Maintaining a comprehensive DWI countermeasures program with declining DWI fine revenues.
- Providing financial assistance to county and local law enforcement for the purchase of specialized equipment and overtime patrols.
- Obtaining grant funding to off-set loss of DWI fine money to minimize reductions in law enforcement and education programs.
- Stop-DWI Coordinator activities will be performed by the Arena Manager.

STOP-DWI 24010003

<u>Title of Position</u>	<u>Grade/Unit</u>	2015 <u>Actuals</u>	As of 7/5/2016 Current <u>Authorized</u>	2017 <u>Requested</u>	2017 <u>Recommended</u>
<u>Full-Time Positions</u>					
STOP DWI Coordinator*	22 Admin	1	1	1	1
Secretary	13 CSEA	1	1	1	1
Total Full-Time Positions		2	2	2	2
<u>Part-Time Positions</u>					
None					
Total Part-Time Positions		0	0	0	0
Total Positions		2	2	2	2

*Unfunded in 2017

REPORT:BP032

BROOME COUNTY GOVERNMENT
REVENUE AND APPROPRIATION SUMMARY BY DEPARTMENT

FUND: 1010 General Operating
DEPT: 24000000 STOP DWI

Account	2015 Actuals	2016 Budget	2016 YTD Actuals As of 08/29/16	2017 Budget Requested	2017 Budget Recommended
0000002 Departmental Income					
5000426 MISCELLANEOUS	300	0	0	0	0
0000002 Departmental Income Total	<u>300</u>	<u>0</u>	<u>0</u>	<u>0</u>	<u>0</u>
0000005 Fines and Forfeitures					
5000491 STOP DWI FINES	261,216	300,000	83,936	233,000	233,000
5000492 DWI SUPERVISION FEES	33,009	40,000	15,840	30,000	30,000
0000005 Fines and Forfeitures Total	<u>294,225</u>	<u>340,000</u>	<u>99,776</u>	<u>263,000</u>	<u>263,000</u>
0000007 Misc Interfund Revenues					
5000545 CREDIT CARD REBATES	208	0	87	100	100
5000546 Trust Account Inflows	161,764	0	0	0	0
0000007 Misc Interfund Revenues Total	<u>161,972</u>	<u>0</u>	<u>87</u>	<u>100</u>	<u>100</u>
0000009 Federal Aid					
5000946 FEDERAL AID - OTHER	20,723	30,000	4,860	16,200	16,200
0000009 Federal Aid Total	<u>20,723</u>	<u>30,000</u>	<u>4,860</u>	<u>16,200</u>	<u>16,200</u>
Rev Totals for Dept: 24000000	<u>477,220</u>	<u>370,000</u>	<u>104,723</u>	<u>279,300</u>	<u>279,300</u>
0000010 Personnel Service					
6001000 SALARIES FULL-TIME	97,073	100,591	45,448	46,024	46,024
0000010 Personnel Service Totals	<u>97,073</u>	<u>100,591</u>	<u>45,448</u>	<u>46,024</u>	<u>46,024</u>
0000040 Contractual Expenditures					
6004010 BOOKS AND SUBSCRIPTIONS	232	250	180	250	250
6004012 OFFICE SUPPLIES	722	750	386	750	750
6004048 MISC OPERATIONAL SUPPLIES	1,373	2,000	334	750	750
6004056 COMPUTER EQUIPMENT(NON CAPITAL)	0	267	267	0	0

REPORT:BP032

BROOME COUNTY GOVERNMENT
 REVENUE AND APPROPRIATION SUMMARY BY DEPARTMENT

FUND: 1010 General Operating
 DEPT: 24000000 STOP DWI

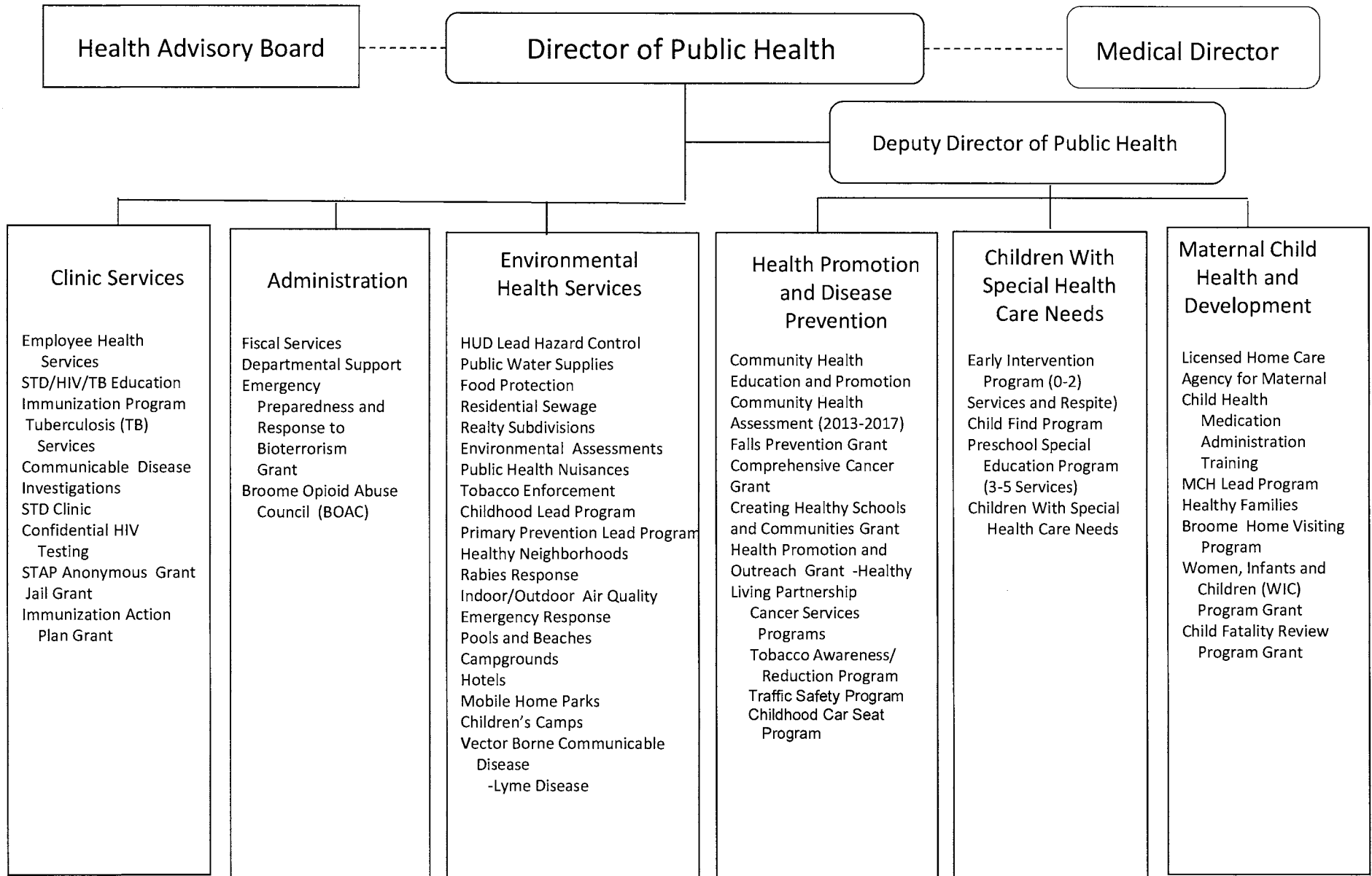
Account	2015 Actuals	2016 Budget	2016 YTD Actuals As of 08/29/16	2017 Budget Requested	2017 Budget Recommended
6004105 DUES AND MEMBERSHIPS	782	800	929	785	785
6004137 ADVERTISING AND PROMOTION EXPE	41,517	51,460	21,322	47,262	47,262
6004139 Trust Account Outflows	131,718	0	0	0	0
6004146 SUBCONTRACTED PROGRAM EXPENSE	33,285	52,400	2,190	41,000	41,000
6004160 MILEAGE AND PARKING-LOCAL	94	250	69	250	250
6004161 TRAVEL HOTEL AND MEALS	380	750	151	500	500
6004162 EDUCATION AND TRAINING	300	500	0	500	500
6004164 NON-EMPLOYEE TRAVEL HOTEL & ME	0	750	0	500	500
6004166 NON-EMPLOYEE EDUCATION AND TRN	726	1,000	0	500	500
6004196 COPYING MACHINE RENTALS	1,443	1,898	722	1,900	1,900
0000040 Contractual Expenditures Totals	212,572	113,075	26,550	94,947	94,947
0000041 Chargeback Expenses					
6004602 INSURANCE PREMIUM CHARGEBACK	111	102	102	102	102
6004606 TELEPHONE BILLING ACCOUNT	448	872	195	501	501
6004609 DATA PROCESSING CHARGEBACKS	4,705	4,362	0	5,430	5,430
6004610 PERSONNEL SERVICES CHARGEBACKS	75,456	102,600	9,468	93,887	93,887
6004614 OTHER CHARGEBACK EXPENSES	0	181	0	18	18
6004617 DUPLICATING/PRINTING CHARGEBAC	132	800	160	250	250
6004618 OFFICE SUPPLIES CHARGEBACK	380	2,214	173	2,214	2,214
0000041 Chargeback Expenses Totals	81,232	111,131	10,098	102,402	102,402
0000080 Employee Benefits					
6008001 STATE RETIREMENT	25,741	18,912	8,745	8,183	8,183
6008002 SOCIAL SECURITY	6,957	7,695	3,283	3,521	3,521
6008004 WORKERS COMPENSATION	502	526	263	534	534
6008006 LIFE INSURANCE	30	30	15	15	15
6008007 HEALTH INSURANCE	22,677	13,922	7,842	6,097	6,097
6008009 RETIREE HEALTH INSURANCE	6,478	6,478	8,745	17,490	17,490
6008010 DISABILITY INSURANCE	78	95	36	87	87
0000080 Employee Benefits Totals	62,463	47,658	28,929	35,927	35,927
Exp Totals for Dept: 24000000	453,340	372,455	111,025	279,300	279,300
Total for Dept: 24000000	23,880	-2,455	-6,302	0	0

This page is intentionally left blank

Health

<u>Department/Division</u>	<u>Page</u>
Health	
Administration	212
Environmental Health (Includes Rabies Control)	221
Clinics & Disease Control	226
Maternal Child Health Development	232
Mental Health	
Mental Health	242
Willow Point Nursing Home	
Administration & General	249
Nursing	258
Dietary	264
Cleanliness & Safety	268
Social Programs	273
Ancillaries	277
Debt Service	279
Transfers	281

Public Health



HEALTH Administration

Mission Statement

Administration exists to establish and maintain the necessary infrastructure to assure the quality and consistency of public health services provided to the community in a cost-effective manner. The department strives to reduce inefficiencies, provide economies, and ensure compliance with regulations, accreditation standards and laws established by governing bodies. Administration serves as a “hub” between external recipients and internal recipients of services.

Public Health Standards:

Investigate health problems and environmental public health hazards to protect the community

- Conduct timely investigations of health problems and environmental public health hazards.
- Contain/mitigate health problems and environmental public health hazards.
- Analyze public health data to identify trends in health problems, environmental public health hazards, and social and economic factors that affect the public’s health.
- Maintain a plan with policies and procedures for urgent and non-urgent communications.
- Inform and educate about public health issues and functions.
- Provide health education and health promotion policies, programs, processes, and interventions to support prevention and wellness.
- Provide information on public health issues and public health functions through multiple methods to a variety of audiences.
- Develop public health policies and plans.
- Serve as a primary and expert resource for establishing and maintaining public health policies, practices, and capacity.

- Develop and implement a health department organizational strategic plan.
- Conduct a comprehensive planning process resulting in a Community Health Improvement Plan.
- Maintain a Public Health Emergency Preparedness and Response Plan for all threats and hazards.
- Enforce public health laws.
- Review existing laws and work with governing entities and elected/appointed officials to update as needed.
- Educate individuals and organizations on the meaning, purpose, compliance, and benefit of public health laws and how to comply.
- Conduct and monitor public health enforcement activities and coordinate notification of violations among appropriate agencies.
- Evaluate and continuously improve processes, programs and interventions.
- Use a performance management system to improve organizational practice, processes, programs, and interventions.
- Develop and implement quality improvement processes integrated into organizational practice, programs, processes and interventions.
- Maintain administrative and management capacity.
- Develop and maintain an operational infrastructure to support the performance of public health functions.
- Establish effective financial management systems.
- Maintain capacity to engage the public health governing entity.
- Maintain current operational definitions and statements of the public health roles, responsibilities, and authorities.
- Provide information to the governing entity regarding public health and the official responsibilities of the health department and of the governing entity.

- Encourage the governing entity's engagement in the public health department's overall obligations and responsibilities.

Description of Services

The Administration Division is composed of three units: fiscal, departmental support, and administration.

- The fiscal unit is responsible for all facets of the Health Department's finances. Under the direction of the Fiscal Services Administrator, the fiscal staff provide payroll and personnel processing, accounts payable and receivable, cash management, statistical and financial analysis, billing, claiming and grants management. In addition, the unit prepares complex financial and statistical reports, (including cost reports), state aid applications, and various reports for the Health Department programs. Staff provides information and guidance on fiscal matters to the other divisions. Accountants act as liaisons to agency and non-agency staff regarding fiscal and program operations, departmental budget requests, and grant programs. The Fiscal Services Administrator coordinates the budget process fiscal procedures, and personnel activities for the entire Health Department.
- Departmental support assigned staff members are responsible for maintaining a clean and safe physical environment for the clients/visitors. Expenses support the infrastructure of the Health Department including telecommunications, service contracts, and information technology.
- Plans, directs, and administers all public health programs and services according to applicable laws and regulations as described in the Broome County Charter, Public Health Law and federal regulations.
- Serves as a primary and expert resource for establishing and maintaining public health policies, practices and capacity.
- Conducts public health surveillance, investigates public health issues, and evaluates public health interventions targeting chronic disease prevention and control, emerging infectious disease outbreaks, toxic exposures, environmental health problems, injuries, unintentional child fatalities, injuries or deaths due to motor vehicle, pedestrian and bicycle crashes, communicable diseases, maternal child health morbidity, and tobacco control and preventive cancer services.
- The Public Health Emergency Preparedness and Response Program improves the capacity of Broome County to prevent, protect against, mitigate, respond to, and recover from emergencies and disasters of public health significance. This mission is accomplished by maintaining and updating the Public Health Emergency Preparedness and Response Plan, conducting emergency exercises to test and improve upon current capabilities, and providing training and education to first responders, health department staff, the health and medical community, and the general public.
- Directs the 2013-2017 Community Health Assessment and Community Health Improvement Plan process and functions as a community liaison in the process.
- Provides direct supervision and direction of departmental community health education and promotion activities. Coordinates and administers health education and health promotion activities in collaboration with other community agencies stakeholders, residents and elected officials.
- Provides direct supervision and direction to the fiscal and departmental support staff.

2017 Objectives

- Engage in meaningful research of community health status, measured by jurisdictional mortality, incidence, or prevalence. Assess County characteristics such as poverty, health disparities, and health literacy to determine health behaviors, adverse health events, and populations at risk.
- Coordinate stakeholders from all sectors to participate in the Community Health Improvement Plan.
- Develop a well-trained and competent workforce through assessing training needs and collaborative planning with institutions of higher learning to maintain the technological tools of the public health infrastructure that are necessary to support all essential public health services.
- Increase awareness of chronic disease prevention through evidence-based health promotion and education activities and strategies that encourage lifestyle changes and engages community members where they live, learn, work, play, and pray.
- Build the capacity of community organizations to provide health information and programming as part of “doing business” offering cost-effective programs that impact health outcomes and are easy to replicate.
- Collaborate with institutions of higher learning to bring in expertise in planning and evaluation, epidemiologic studies, data collection, and management.
- Continue to coordinate and develop the Broome Opioid Abuse Council (BOAC) formally established in December, 2014 to strengthen the planning capacity of the county to reduce the social and health harms related to the misuse of opioid drugs. The multidisciplinary council seeks to improve the county’s response to the growing opioid abuse crisis facing residents and to reduce the incidence and prevalence of opioid addiction and death. Goals have been established within the structure of four subcommittees intending to: educate the public about addiction and available

services; facilitate the development of appropriate treatment and prevention services; educate medical professionals regarding pain medication prescription practices; and strengthen the capacity of law enforcement and the courts to protect the community.

- The Public Health Emergency Preparedness Program will utilize grant funding to enhance infrastructure for responding to emerging infectious diseases such as Ebola and the Zika Virus which may affect the health and safety of Broome County residents. This may include meeting with hospital personnel, convening drills, practicing donning and doffing of personal protective equipment, and communication exercises with EMS, hospital CMOs, and the County Executive Office.

2017 Budget Highlights

- Maintain health education activities to provide for coordination of efforts to prevent diseases and encourage healthy lifestyles by building the capacity of community organizations and by seeking insurance reimbursement where appropriate.
- Improved community health assessment and surveillance activities through coordination with other community agencies.
- Continued maximization of grant funding to support operating budget as the focus of public health shifts from direct services provision to surveillance, assurance, and policy development.
- Prioritization of expenses to reflect identified staff needs for education and technology, while focusing on equitable salary levels for recruiting and retaining staff.

Health 25010004
Administration

<u>Title of Position</u>	<u>Grade/Unit</u>	As of 7/5/2016			
		2015 <u>Actuals</u>	Current <u>Authorized</u>	2017 <u>Requested</u>	2017 <u>Recommended</u>
<u>Full-Time Positions</u>					
Director of Public Health	I Admin	1	1	1	1
Fiscal Services Administrator (40)	24 Admin	1	1	1	1
Supervising Public Health Educator	21 BAPA	1	1	1	1
Senior Accountant	18 BAPA	1	1	1	1
Principal Account Clerk	13 CSEA	2	3	3	3
Secretary	13 CSEA	1	1	1	1
Senior Account Clerk	9 CSEA	2	0	0	0
Senior Custodial Worker (40)	9 CSEA	1	1	1	1
Total Full-Time Positions		10	9	9	9
<u>Part-Time Positions</u>					
Deputy Director of Public Health	D Admin	1	1	1	1
Assistant County Attorney	AT-1	0	0	1	1
Secretary	13 CSEA	1	1	1	1
Senior Account Clerk	9 CSEA	0	1	1	1
Account Clerk	7 CSEA	1	1	1	1
Total Part-Time Positions		3	4	5	5
Total Positions		13	13	14	14

REPORT:BP033

BROOME COUNTY GOVERNMENT
 REVENUE AND APPROPRIATION SUMMARY
 BY DEPARTMENT AND DIVISION

FUND: 1010 General Operating
 DEPT: 25000000 Health
 DIV: 01 Health-Administration

Account	2015 Actuals	2016 Budget	2016 YTD Actuals As of 08/29/16	2017 Budget Requested	2017 Budget Recommended
25000000 Health					
0000002 Departmental Income					
5000195 FACILITY RENTALS	22,996	23,000	14,592	29,183	29,183
5000331 CHARGEBACK TO GRANTS	136,840	148,318	62,014	35,562	35,562
5000333 OTHER DEPARTMENTAL CHARGEBACK	0	0	7,688	0	0
5000335 COPIER CHARGEBACK	5,573	4,950	1,092	5,573	5,573
5000426 MISCELLANEOUS	8	0	0	0	0
0000002 Departmental Income Totals	165,417	176,268	85,386	70,318	70,318
0000003 Use of Money					
5000470 VENDING MACHINE	270	1,000	90	500	500
0000003 Use of Money Totals	270	1,000	90	500	500
0000007 Misc Interfund Revenues					
5000545 CREDIT CARD REBATES	686	0	515	0	0
0000007 Misc Interfund Revenues Totals	686	0	515	0	0
0000008 State Aid					
5000821 PUBLIC HEALTH WORK	785,644	626,454	314,982	664,001	664,001
0000008 State Aid Totals	785,644	626,454	314,982	664,001	664,001
Rev Total for Div: 2501	952,017	803,722	400,973	734,819	734,819
0000010 Personnel Service					
6001000 SALARIES FULL-TIME	466,360	491,536	210,636	461,303	461,303
6001001 SALARIES PART-TIME	55,100	77,860	34,168	129,544	129,544
6001002 SALARIES TEMPORARY	56,843	55,218	53,307	57,077	57,077
6001003 SALARIES OVERTIME	10,365	4,510	4,120	5,491	5,491
0000010 Personnel Service Totals	588,668	629,124	302,231	653,415	653,415

REPORT:BP033

BROOME COUNTY GOVERNMENT
REVENUE AND APPROPRIATION SUMMARY
BY DEPARTMENT AND DIVISION

FUND: 1010 General Operating
DEPT: 25000000 Health
DIV: 01 Health-Administration

Account	2015 Actuals	2016 Budget	2016 YTD Actuals As of 08/29/16	2017 Budget Requested	2017 Budget Recommended
0000020 Equipment and Capital Outlay					
6002102 IMPROVEMENT/ALTERATIONS	15,889	0	0	0	0
0000020 Equipment and Capital Outlay Totals	15,889	0	0	0	0
0000040 Contractual Expenditures					
6004010 BOOKS AND SUBSCRIPTIONS	529	1,096	314	1,096	1,096
6004012 OFFICE SUPPLIES	2,146	3,600	299	3,000	3,000
6004022 FUEL AND HEATING SUPPLIES	10,364	17,000	3,681	15,000	15,000
6004023 BLDG AND GROUNDS SUPPLIES	5,099	5,000	2,274	5,000	5,000
6004030 FOOD AND BEVERAGES	0	0	25	0	0
6004045 TRAINING AND EDUCATIONAL SUPPL	24	0	81	0	0
6004046 GAS OIL GREASE AND DIESEL FUEL	151	300	0	300	300
6004048 MISC OPERATIONAL SUPPLIES	161	0	0	0	0
6004056 COMPUTER EQUIPMENT(NON CAPITAL	154	0	0	0	0
6004062 MEDICAL LAB & CLINIC SUPPLIES	-1,214	0	0	0	0
6004100 POSTAGE AND FREIGHT	1,050	1,000	563	1,000	1,000
6004105 DUES AND MEMBERSHIPS	4,549	4,440	434	9,575	9,575
6004106 GENERAL OFFICE EXPENSES	3,700	2,114	1,256	2,114	2,114
6004111 BUILDING AND LAND RENTAL	98,260	492,323	143,328	492,323	492,323
6004113 WATER AND SEWAGE CHARGES	1,921	2,193	771	2,193	2,193
6004115 ELECTRIC CURRENT	29,516	37,000	18,823	36,000	36,000
6004117 BUILDING AND GROUNDS EXPENSES	51,201	50,936	55,654	5,462	5,462
6004136 OPERATIONAL EQUIPMENT REPAIRS	20	0	0	0	0
6004137 ADVERTISING AND PROMOTION EXPE	944	0	16	0	0
6004138 OTHER OPERATIONAL EXPENSES	60	0	0	10,000	10,000
6004147 OTHER PROGRAM EXPENSE	483	0	0	0	0
6004160 MILEAGE AND PARKING-LOCAL	315	100	0	315	315
6004161 TRAVEL HOTEL AND MEALS	1,694	1,884	88	1,980	1,980
6004162 EDUCATION AND TRAINING	179	1,599	75	1,599	1,599
6004165 ADVISORY BD/TRUSTEES EXPENSES	109	250	33	250	250
6004168 OTHER PERSONNEL EXPENSES	25	118	0	118	118
6004196 COPYING MACHINE RENTALS	1,887	2,000	944	2,000	2,000
6004413 OTHER HEALTH AND MEDICAL SERVI	94,746	130,168	23,524	99,100	99,100
6004500 ACCTG AND COST ALLOCATION SERV	1,500	1,500	0	1,500	1,500
0000040 Contractual Expenditures Totals	309,573	754,621	252,183	689,925	689,925
0000041 Chargeback Expenses					
6004601 INDIRECT COSTS	386,858	386,858	0	399,512	399,512
6004602 INSURANCE PREMIUM CHARGEBACK	2,189	5,691	2,845	7,056	7,056

BROOME COUNTY GOVERNMENT
 REVENUE AND APPROPRIATION SUMMARY
 BY DEPARTMENT AND DIVISION

FUND: 1010 General Operating
 DEPT: 25000000 Health
 DIV: 01 Health-Administration

Account	2015 Actuals	2016 Budget	2016 YTD Actuals As of 08/29/16	2017 Budget Requested	2017 Budget Recommended
6004604 DPW SECURITY CHARGEBACKS	120,258	113,175	28,506	92,816	92,816
6004605 COUNTY ATTORNEY CHARGEBACKS	23,558	25,515	8,048	32,192	32,192
6004606 TELEPHONE BILLING ACCOUNT	9,896	10,732	3,540	10,018	10,018
6004609 DATA PROCESSING CHARGEBACKS	51,182	97,351	-1,759	104,446	104,446
6004610 PERSONNEL SERVICES CHARGEBACKS	29,817	0	0	0	0
6004614 OTHER CHARGEBACK EXPENSES	2,020	2,087	1,528	2,372	2,372
6004615 GASOLINE CHARGEBACK	8,576	321	30	259	259
6004616 FLEET SERVICE CHARGEBACK	279	647	-4,705	854	854
6004617 DUPLICATING/PRINTING CHARGEBAC	3,728	3,223	759	3,223	3,223
6004618 OFFICE SUPPLIES CHARGEBACK	1,534	2,256	116	1,534	1,534
6004619 BUILDING SERVICE CHARGEBACK	8,672	5,000	3,119	12,000	12,000
0000041 Chargeback Expenses Totals	648,567	652,856	42,027	666,282	666,282
0000060 Principal on Indebtedness					
6006008 PRINCIPAL ON CAPITAL LEASE	315,162	0	0	0	0
0000060 Principal on Indebtedness Totals	315,162	0	0	0	0
0000070 Interest on Indebtedness					
6007005 INTEREST ON CAPITAL LEASE	77,626	0	0	0	0
0000070 Interest on Indebtedness Totals	77,626	0	0	0	0
0000080 Employee Benefits					
6008001 STATE RETIREMENT	85,147	103,162	50,725	91,924	91,924
6008002 SOCIAL SECURITY	42,147	48,199	21,680	49,986	49,986
6008004 WORKERS COMPENSATION	9,519	8,586	19,020	8,607	8,607
6008006 LIFE INSURANCE	189	210	104	225	225
6008007 HEALTH INSURANCE	124,977	136,678	66,516	141,028	141,028
6008009 RETIREE HEALTH INSURANCE	225,649	248,961	114,153	217,133	217,133
6008010 DISABILITY INSURANCE	649	894	294	740	740
6008011 UNEMPLOYMENT INSURANCE	9,897	0	0	0	0
6008013 HEALTH INS - RETIRE INCENTIVE	10,449	0	0	0	0
0000080 Employee Benefits Totals	508,623	546,690	272,492	509,643	509,643
Exp Total for Div: 2501	2,464,108	2,583,291	868,933	2,519,265	2,519,265

REPORT:BP033

BROOME COUNTY GOVERNMENT
REVENUE AND APPROPRIATION SUMMARY
BY DEPARTMENT AND DIVISION

FUND: 1010 General Operating
DEPT: 25000000 Health
DIV: 01 Health-Administration

Account	2015 Actuals	2016 Budget	2016 YTD Actuals As of 08/29/16	2017 Budget Requested	2017 Budget Recommended
Total for Div: 25000000	-1,512,091	-1,779,569	-467,960	-1,784,446	-1,784,446

Health

Environmental Health

Mission Statement

To promote the public health and prevent communicable disease, chronic conditions and injury by providing technical assistance to the regulated community and education to the public in various program areas, including but not limited to Food Service, Emergency Preparedness, Water and Air Quality, Rabies Control, Lead Poisoning Prevention, Swimming Pool inspections and Public Health Nuisances. The Division is charged with the enforcement of the New York State Sanitary Code, the Broome County Sanitary code and sections of the Public Health Law.

Description of Services

The Division of Environmental Health conducts: Routine inspections of approximately 1,500 regulated facilities; responds to complaints of public health nuisances; rabies control; enforces the Clean Indoor Air Act and the Adolescent Tobacco Use Prevention Act; reviews plans for public water and private sewage disposal systems; permitting and regulation of swimming pools, bathing beaches, mobile home parks, hotels/motels, food facilities, campgrounds, children camps, coordinates lead poisoning prevention efforts and the Healthy Neighborhood Program; Lyme disease education; conducts communicable disease outbreak investigations; educates facility operators with training courses and the general public with appearances and media releases. The Division of Environmental Health also responds to emergencies and participates in other department emergency planning initiatives.

2017 Objectives

- Continue to monitor and reduce public health hazards found during inspections within program areas, along with increased education and enforcement actions.
- Implement new program policies and procedures to maintain accountability and efficiency.
- Modify Environmental Health staff roles to meet the increasing demands with limited staff and funding.
- Prioritize program objectives to those of high risk. Cut or limit non-mandated programs to meet budget constraints.
- Modify inspection protocols to increase program efficiency and minimize excessive travel.
- Increase educational awareness of Environmental Health issues via free in-house and on-line training courses, smart phone apps and media.
- Develop partnerships with all municipal code enforcement officers to minimize residential environmental hazards.

2017 Budget Highlights

- Continue to pursue grants to decrease net County support.
- Minimize unnecessary and costly human post exposure prophylaxis by providing Health Care Specialists the tools necessary to make sound judgments when providing treatment.
- Continue to meet all New York State Department of Health program deliverables with a limited and static budget.

Health 25050004 Environmental Health		As of 7/5/2016			
<u>Title of Position</u>	<u>Grade/Unit</u>	<u>2015 Actuals</u>	<u>Current Authorized</u>	<u>2017 Requested</u>	<u>2017 Recommended</u>
<u>Full-Time Positions</u>					
Director of Environmental Health Services	D Admin	1	1	1	1
Senior Public Health Engineer	28 BAPA	0	1	1	1
Senior Public Health Engineer	24 BAPA	1	0	0	0
Groundwater Management Specialist	23 BAPA	2	2	2	2
Senior Public Health Sanitarian	20 BAPA	2	2	2	2
Public Health Sanitarian	17 CSEA	3	3	3	3
Public Health Technician	14 CSEA	1	1	1	1
Secretary	13 CSEA	1	1	1	1
Keyboard Specialist	8 CSEA	1	1	1	1
Total Full-Time Positions		12	12	12	12
<u>Part-Time Positions</u>					
None					
Total Part-Time Positions		0	0	0	0
Total Positions		12	12	12	12

REPORT:BP033

BROOME COUNTY GOVERNMENT
 REVENUE AND APPROPRIATION SUMMARY
 BY DEPARTMENT AND DIVISION

FUND: 1010 General Operating
 DEPT: 25000000 Health
 DIV: 05 Health-Environmental Health

Account	2015 Actuals	2016 Budget	2016 YTD Actuals As of 08/29/16	2017 Budget Requested	2017 Budget Recommended
0000002 Departmental Income					
5000118 FEES FOR SERVICES	236,652	234,023	143,411	228,272	228,272
5000119 PUBLIC HEALTH FINES	8,950	5,000	3,339	10,000	10,000
5000331 CHARGEBACK TO GRANTS	96,017	70,678	18,631	66,214	66,214
5000335 COPIER CHARGEBEACK	4,020	0	1,005	2,213	2,213
0000002 Departmental Income Totals	345,639	309,701	166,386	306,699	306,699
0000007 Misc Interfund Revenues					
5000530 REFUNDS OF PRIOR YEARS EXPENDI	0	0	410	0	0
0000007 Misc Interfund Revenues Totals	0	0	410	0	0
0000008 State Aid					
5000821 PUBLIC HEALTH WORK	121,682	182,647	15,212	215,414	215,414
5000824 RABIES	14,727	20,680	3,811	21,380	21,380
0000008 State Aid Totals	136,409	203,327	19,023	236,794	236,794
Rev Total for Div: 2505	482,048	513,028	185,819	543,493	543,493
0000010 Personnel Service					
6001000 SALARIES FULL-TIME	547,630	645,993	256,524	682,517	682,517
6001002 SALARIES TEMPORARY	23,498	0	14,274	0	0
0000010 Personnel Service Totals	571,128	645,993	270,798	682,517	682,517
0000040 Contractual Expenditures					
6004010 BOOKS AND SUBSCRIPTIONS	449	500	457	500	500
6004012 OFFICE SUPPLIES	1,873	1,400	202	1,000	1,000
6004061 ENVIRONMENTAL HEALTH SUPPLIES	1,068	3,373	1,770	3,373	3,373
6004062 MEDICAL LAB & CLINIC SUPPLIES	6,737	10,294	4,104	10,984	10,984
6004100 POSTAGE AND FREIGHT	849	1,025	326	1,025	1,025
6004105 DUES AND MEMBERSHIPS	0	15	15	15	15
6004106 GENERAL OFFICE EXPENSES	-1,845	150	0	0	0

REPORT:BP033

BROOME COUNTY GOVERNMENT
REVENUE AND APPROPRIATION SUMMARY
BY DEPARTMENT AND DIVISION

FUND: 1010 General Operating
DEPT: 25000000 Health
DIV: 05 Health-Environmental Health

Account	2015 Actuals	2016 Budget	2016 YTD Actuals As of 08/29/16	2017 Budget Requested	2017 Budget Recommended
6004137 ADVERTISING AND PROMOTION EXPE	1,124	5,100	1,128	5,100	5,100
6004138 OTHER OPERATIONAL EXPENSES	0	75	0	75	75
6004147 OTHER PROGRAM EXPENSE	-96	0	0	0	0
6004160 MILEAGE AND PARKING-LOCAL	188	345	93	324	324
6004161 TRAVEL HOTEL AND MEALS	795	792	154	792	792
6004162 EDUCATION AND TRAINING	50	0	10	0	0
6004169 DAY TRIP MEAL REIMBURSEMENT	150	50	28	150	150
6004196 COPYING MACHINE RENTALS	4,317	4,720	2,437	4,720	4,720
6004402 LAB SERVICES	2,151	8,354	658	5,000	5,000
6004413 OTHER HEALTH AND MEDICAL SERVI	14,973	14,890	5,598	15,680	15,680
0000040 Contractual Expenditures Totals	32,783	51,083	16,980	48,738	48,738
0000041 Chargeback Expenses					
6004605 COUNTY ATTORNEY CHARGEBACKS	2,135	28,436	5,295	21,180	21,180
6004606 TELEPHONE BILLING ACCOUNT	3,840	1,160	980	8,182	8,182
6004609 DATA PROCESSING CHARGEBACKS	31,156	51,895	-6,774	40,679	40,679
6004614 OTHER CHARGEBACK EXPENSES	1,934	1,232	1,020	2,034	2,034
6004615 GASOLINE CHARGEBACK	-1,100	4,164	325	2,950	2,950
6004616 FLEET SERVICE CHARGEBACK	8,918	8,407	1,536	9,717	9,717
6004617 DUPLICATING/PRINTING CHARGEBAC	2,141	2,393	632	2,393	2,393
6004618 OFFICE SUPPLIES CHARGEBACK	2,937	3,226	1,653	3,226	3,226
0000041 Chargeback Expenses Totals	51,961	100,913	4,667	90,361	90,361
0000060 Principal on Indebtedness					
6006008 PRINCIPAL ON CAPITAL LEASE	1,661	0	0	0	0
0000060 Principal on Indebtedness Totals	1,661	0	0	0	0
0000070 Interest on Indebtedness					
6007005 INTEREST ON CAPITAL LEASE	451	0	0	0	0
0000070 Interest on Indebtedness Totals	451	0	0	0	0
0000080 Employee Benefits					
6008001 STATE RETIREMENT	96,260	109,295	47,034	108,815	108,815
6008002 SOCIAL SECURITY	41,793	49,420	19,844	52,213	52,213
6008004 WORKERS COMPENSATION	9,245	10,567	2,161	8,607	8,607

REPORT:BP033

BROOME COUNTY GOVERNMENT
REVENUE AND APPROPRIATION SUMMARY
BY DEPARTMENT AND DIVISION

FUND: 1010 General Operating
DEPT: 25000000 Health
DIV: 05 Health-Environmental Health

Account	2015 Actuals	2016 Budget	2016 YTD Actuals As of 08/29/16	2017 Budget Requested	2017 Budget Recommended
6008006 LIFE INSURANCE	149	180	76	180	180
6008007 HEALTH INSURANCE	91,478	107,635	41,225	107,171	107,171
6008009 RETIREE HEALTH INSURANCE	112,979	100,470	60,108	120,217	120,217
6008010 DISABILITY INSURANCE	342	570	182	522	522
6008013 HEALTH INS - RETIRE INCENTIVE	3,720	0	0	0	0
0000080 Employee Benefits Totals	355,966	378,137	170,630	397,725	397,725
Exp Total for Div: 2505	1,013,950	1,176,126	463,075	1,219,341	1,219,341
Total for Div: 25000000	-531,902	-663,098	-277,256	-675,848	-675,848

HEALTH

Clinics & Disease Control

Mission Statement

The Broome County Health Department Clinic Services Division focuses on prevention of the transmission of infection and communicable diseases through the coordination of community resources, surveillance, health education, consultation and direct care based on community need.

Description of Services

The Clinic Division provides specialized clinic services in an outpatient care setting. The primary site is located at 225 Front Street. Immunization and outreach services are provided at several locations throughout the county. The division is comprised of seven basic program areas: School Based Preventive Dental Health, Communicable Disease, Employee Health, HIV Testing, Immunization, Sexually Transmitted Diseases, and Tuberculosis. The Clinic Division currently manages grants which enable the department to provide additional HIV testing, both anonymous and confidential, outreach and education on HIV counseling, testing, referral and partner notification. The Preventive Dental grant provides funding for oral health education and preventive services to children in seven elementary schools with the highest free and reduced lunch participation. The Immunization Action Plan grant is designed to increase immunization rates of children and adults through surveillance and education of local health care providers as well as outreach to homeless shelters, substance abuse treatment centers and the county correctional facility to improve hepatitis A and B, pneumococcal and influenza immunization rates.

2017 Objectives

- Through a coordinated effort, participate in and collaborate with community agencies in a community-wide emergency preparedness response plan including development and implementation of regional stockpile distribution and mass immunization/prophylaxis clinics.
- The community will continue to be served by a system to monitor infectious diseases by subgroup.
- Prevent and minimize vaccine-preventable diseases by providing education, surveillance and direct service as needed.
- Reduce the transmission of sexually transmitted diseases by providing education, surveillance and direct service as needed.
- Evaluate for tuberculosis infection and reduce transmission by providing targeted testing, education, surveillance and direct service to populations at risk.
- Optimize the health and wellbeing of county employees through the provision of comprehensive risk assessment, education, immunizations and referrals.
- Expand communicable disease surveillance to include school absenteeism for disease trending.
- Provide oral health education and preventive dental services to pre-school and elementary school children.
- Increase visits to influenza vaccine clinics by offering clinics earlier in the season and maintaining the fee (consistent with community providers).
- Implement an electronic medical record system.
- Investigate and monitor Ebola travelers.

2017 Budget Highlights

- Continue to expand revenue collection procedures for all services, including STD services by establishing contracts with third party payers and continuing to bill for STD services with patient approval.
- Maximize grant revenues to support the operating budget.
- Increase Staff Development and training in their fields of expertise and programs, i.e. TB, STD, Immunizations, and Communicable Disease.
- Insight software training on the EMR (Electronic Medical Records) Modules to smoothly implement EMR system.

Health 25020004
Clinics & Disease Control

<u>Title of Position</u>	<u>Grade/Unit</u>	As of			
		2015 Actuals	7/5/2016 Current Authorized	2017 Requested	2017 Recommended
<u>Full-Time Positions</u>					
Director of Clinic Services	C Admin	1	1	1	1
Supervising Public Health Nurse	20 BAPA	1	1	1	1
Nurse Practitioner	27 CSEA	1	1	1	1
Public Health Nurse	17 CSEA	4	4	4	4
HIV Program Representative	14 CSEA	1	1	1	1
Senior Registered Professional Nurse***	14 CSEA	1	1	1	1
Secretary	13 CSEA	1	1	1	1
Senior Medical Assistant	13 CSEA	1	1	1	1
Senior Account Clerk Typist****	9 CSEA	1	1	0	0
Patient Accounts Representative Clerk*	8 CSEA 6 CSEA	2 1	2 1	2 0	2 0
Total Full-Time Positions		15	15	13	13
<u>Part-Time Positions</u>					
Medical Director STD/HIV Clinic**	NA	1	1	1	1
Medical Director TB	NA	1	1	1	1
Medical Director - Employee Health Services	NA	1	1	1	1
Nurse Practitioner	27 CSEA	1	1	1	1
Public Health Nurse	17 CSEA	1	1	1	1
Receptionist Typist	6 CSEA	1	1	1	1
Total Part-Time Positions		6	6	6	6
Total Positions		21	21	19	19

* Unfunded since 2013, abolished in 2017

** Unfunded since 2014

***Unfunded since 2015

****Unfunded since 2015, abolished in 2017

BROOME COUNTY GOVERNMENT
 REVENUE AND APPROPRIATION SUMMARY
 BY DEPARTMENT AND DIVISION

FUND: 1010 General Operating
 DEPT: 25000000 Health
 DIV: 02 Health-Clinic & Disease Control

Account	2015 Actuals	2016 Budget	2016 YTD Actuals As of 08/29/16	2017 Budget Requested	2017 Budget Recommended
0000002 Departmental Income					
5000118 FEES FOR SERVICES	93,561	55,377	15,256	80,672	80,672
5000311 WORKERS COMP PHYSICALS	16,123	11,396	5,345	14,822	14,822
5000331 CHARGEBACK TO GRANTS	91,954	98,100	23,664	81,143	81,143
5000333 OTHER DEPARTMENTAL CHARGEBACK	27,072	25,310	23,950	47,950	47,950
5000426 MISCELLANEOUS	12,644	2,045	552	2,045	2,045
5000432 BAD DEBT AND CHARITY CARE	53,954	134,220	17,694	71,939	71,939
0000002 Departmental Income Totals	295,308	326,448	86,461	298,571	298,571
0000007 Misc Interfund Revenues					
5000530 REFUNDS OF PRIOR YEARS EXPENDI	1,579	0	0	0	0
0000007 Misc Interfund Revenues Totals	1,579	0	0	0	0
0000008 State Aid					
5000821 PUBLIC HEALTH WORK	309,236	435,335	204,584	366,637	366,637
0000008 State Aid Totals	309,236	435,335	204,584	366,637	366,637
Rev Total for Div: 2502	606,123	761,783	291,045	665,208	665,208
0000010 Personnel Service					
6001000 SALARIES FULL-TIME	563,709	594,723	240,026	605,804	605,804
6001001 SALARIES PART-TIME	70,179	72,749	25,809	69,996	69,996
6001002 SALARIES TEMPORARY	51,338	86,710	41,749	66,770	66,770
6001003 SALARIES OVERTIME	298	0	249	0	0
6001004 SALARIES SHIFT DIFFERENTIAL	9	82	0	0	0
6001008 STAND-BY PAY	205	0	0	0	0
0000010 Personnel Service Totals	685,738	754,264	307,833	742,570	742,570
0000040 Contractual Expenditures					
6004010 BOOKS AND SUBSCRIPTIONS	743	819	0	789	789
6004012 OFFICE SUPPLIES	2,947	4,058	833	3,298	3,298

REPORT:BP033

BROOME COUNTY GOVERNMENT
REVENUE AND APPROPRIATION SUMMARY
BY DEPARTMENT AND DIVISION

FUND: 1010 General Operating

DEPT: 25000000 Health

DIV: 02 Health-Clinic & Disease Control

Account	2015 Actuals	2016 Budget	2016 YTD Actuals As of 08/29/16	2017 Budget Requested	2017 Budget Recommended
6004023 BLDG AND GROUNDS SUPPLIES	280	0	0	0	0
6004045 TRAINING AND EDUCATIONAL SUPPL	47	300	0	300	300
6004046 GAS OIL GREASE AND DIESEL FUEL	17	0	18	0	0
6004062 MEDICAL LAB & CLINIC SUPPLIES	49,631	86,605	14,252	58,497	58,497
6004063 PRESCRIPTION DRUGS	5,881	13,555	2,440	10,664	10,664
6004100 POSTAGE AND FREIGHT	833	850	282	850	850
6004105 DUES AND MEMBERSHIPS	25	25	25	35	35
6004106 GENERAL OFFICE EXPENSES	178	178	3	0	0
6004117 BUILDING AND GROUNDS EXPENSES	34,300	0	1,406	0	0
6004123 MEDICAL HOSPITAL AND LAB EXPEN	281	3,764	348	2,440	2,440
6004136 OPERATIONAL EQUIPMENT REPAIRS	520	1,400	520	1,700	1,700
6004137 ADVERTISING AND PROMOTION EXPE	0	250	0	250	250
6004138 OTHER OPERATIONAL EXPENSES	212	340	0	600	600
6004146 SUBCONTRACTED PROGRAM EXPENSE	40,892	0	215	0	0
6004160 MILEAGE AND PARKING-LOCAL	720	1,000	90	1,000	1,000
6004161 TRAVEL HOTEL AND MEALS	2,294	3,000	5	3,000	3,000
6004162 EDUCATION AND TRAINING	694	9,600	24	9,600	9,600
6004165 ADVISORY BD/TRUSTEES EXPENSES	0	150	0	50	50
6004169 DAY TRIP MEAL REIMBURSEMENT	120	0	44	0	0
6004192 SOFTWARE MAINTENANCE	17,929	0	0	0	0
6004196 COPYING MACHINE RENTALS	1,500	3,420	1,710	3,420	3,420
6004402 LAB SERVICES	15,056	32,150	7,934	15,150	15,150
6004406 MEDICAL AND HOSPITAL SERVICES	0	680	0	680	680
6004413 OTHER HEALTH AND MEDICAL SERVI	0	500	0	500	500
6004573 OTHER FEES FOR SERVICES	1	0	1	0	0
6004582 JUDGEMENTS AND CLAIMS	2,000	0	0	0	0
6004593 OTHER GOVERNMENTS PAYMENTS	618	2,000	336	2,000	2,000
0000040 Contractual Expenditures Totals	177,719	164,644	30,486	114,823	114,823
0000041 Chargeback Expenses					
6004606 TELEPHONE BILLING ACCOUNT	6,864	9,128	1,902	7,347	7,347
6004609 DATA PROCESSING CHARGEBACKS	55,623	68,038	-827	79,316	79,316
6004614 OTHER CHARGEBACK EXPENSES	1,074	1,095	459	981	981
6004615 GASOLINE CHARGEBACK	195	291	41	228	228
6004616 FLEET SERVICE CHARGEBACK	1,085	587	191	750	750
6004617 DUPLICATING/PRINTING CHARGEBAC	1,279	1,243	229	1,243	1,243
6004618 OFFICE SUPPLIES CHARGEBACK	463	495	532	495	495
6004619 BUILDING SERVICE CHARGEBACK	433	0	0	0	0
0000041 Chargeback Expenses Totals	67,016	80,877	2,527	90,360	90,360

BROOME COUNTY GOVERNMENT
 REVENUE AND APPROPRIATION SUMMARY
 BY DEPARTMENT AND DIVISION

FUND: 1010 General Operating
 DEPT: 25000000 Health
 DIV: 02 Health-Clinic & Disease Control

Account	2015 Actuals	2016 Budget	2016 YTD Actuals As of 08/29/16	2017 Budget Requested	2017 Budget Recommended
0000060 Principal on Indebtedness					
6006008 PRINCIPAL ON CAPITAL LEASE	1,606	0	0	0	0
0000060 Principal on Indebtedness Totals	<u>1,606</u>	<u>0</u>	<u>0</u>	<u>0</u>	<u>0</u>
0000070 Interest on Indebtedness					
6007005 INTEREST ON CAPITAL LEASE	314	0	0	0	0
0000070 Interest on Indebtedness Totals	<u>314</u>	<u>0</u>	<u>0</u>	<u>0</u>	<u>0</u>
0000080 Employee Benefits					
6008001 STATE RETIREMENT	93,065	113,307	44,330	102,856	102,856
6008002 SOCIAL SECURITY	49,365	57,701	22,050	56,807	56,807
6008004 WORKERS COMPENSATION	11,070	11,227	2,511	9,836	9,836
6008006 LIFE INSURANCE	188	180	90	195	195
6008007 HEALTH INSURANCE	129,710	138,643	61,706	142,470	142,470
6008009 RETIREE HEALTH INSURANCE	231,102	245,975	127,666	255,267	255,267
6008010 DISABILITY INSURANCE	756	1,091	333	1,099	1,099
6008013 HEALTH INS - RETIRE INCENTIVE	14,518	0	0	0	0
0000080 Employee Benefits Totals	<u>529,774</u>	<u>568,124</u>	<u>258,686</u>	<u>568,530</u>	<u>568,530</u>
Exp Total for Div: 2502	<u>1,462,167</u>	<u>1,567,909</u>	<u>599,532</u>	<u>1,516,283</u>	<u>1,516,283</u>
Total for Div: 25000000	<u>-856,044</u>	<u>-806,126</u>	<u>-308,487</u>	<u>-851,075</u>	<u>-851,075</u>

HEALTH

Maternal Child Health and Development

Mission Statement

To promote through identification, assessment, education, and service provision, the growth and development of children with special needs and their families. To improve the health of women, infants and children through health teaching, health counseling, and the early identification of real and potential health problems.

Description of Services

Through the Licensed Home Care Services Agency (LHCSA), home visits are made to prenatal, postpartum, and pediatric clients. The Public Health Nurses provide skilled nursing assessments, discuss concerns and answer questions about health care, child care, and child growth and development. Nurses also visit parents who have just lost a child to provide bereavement education and support the family through the grieving process. Several of the PHN staff completed a lactation certification course to better serve and support breastfeeding efforts in the community. Additional areas of expertise include: home safety, psychosocial assessment, community referrals for substance abuse, domestic violence, mental health, and ongoing parent education.

The Healthy Families Broome Program is part of a statewide initiative, Healthy Families New York. This program is a comprehensive prevention program that focuses on the safety of children while supporting families. A Public Health Nurse trained by Prevent Child Abuse New York serves as a Family Assessment Worker. The PHN offers eligible expectant families a home visit. During the home visit, the nurse completes an in-depth psychosocial assessment with the expectant parents to assess their strengths, needs, and challenges.

The nurse provides referrals to community agencies and eligibility is determined for the long term home visiting program.

Certified Medication Administration Training (MAT) is available for child care providers to educate them on appropriate medication administration techniques utilizing the curriculum developed by SUNY Training Strategies Group.

The Broome County Child Fatality Review Team (BC CFRT) is a multidisciplinary team of professionals established in 2008 pursuant to New York State Social Services Law (SSL) to review the death of any child under the age of 18 whose death is unexpected or unexplained. The Team is authorized to review any unexpected or unexplained death, but priority is given to cases:

- for any child for whom Child Protective Services has an open case,
- any child for whom at the time his/her death has an open preventive services case in Broome County,
- any child who at the time of his/her death was in the care and custody or guardianship and custody of DSS or a voluntary authorized agency,
- or any case in which a report was made to the New York Statewide Central Register of Child Abuse and Maltreatment involving the death of a child.

The mission of the BC CFRT is to improve our understanding of how and why children die, develop and promote a countywide system of child death review and response, and to identify systemic and policy issues, and public health interventions to improve child health, safety and protection. Our ultimate goal is to prevent future deaths and to promote child safety through a confidential review process which is thorough, comprehensive, and multidisciplinary.

The Health Department, along with key stakeholders including; local DSS/Mental Health Commissioner, Forensic Pathologist, County Attorney, District Attorney, Sheriff, State Police, Medical Director, Pediatric Neonatologist and Emergency Medical Services, as well as representatives from several community agencies meet monthly for case review. This team has discussed 76 child fatality cases from 2009 through December 2015 and has developed a formal process to identify system-based impediments to child health and safety that will ultimately reduce the number of child deaths. Some interventions targeted at preventing child deaths have been recommended and implemented by the Family Violence Prevention Council., Mothers and Babies Perinatal Network, Broome County Health Department Maternal Child Health Division, and the Sheriff's Department.

The Health Department has sponsored the Women, Infants and Children's Program in Broome County Since 1979. The WIC Program is a supplemental food program that services approximately 5,000 participants throughout the county. Clinics are held almost daily with evening and weekend hours to meet the needs of the families enrolled. WIC nutrition staff provides nutrition education and support to families who receive a prescribed food package every month to assist with growth and proper development during pregnancy, lactation, infancy and early childhood up to the child's 5th birthday. Staff makes referrals to community agencies to assist the families with meeting their needs and goals. The program offers an enhanced peer counseling program to support and promote breastfeeding. Anthropometric measurements and hemoglobin levels are obtained to assist with assessment of the clients' health status and the staff communicates with health care providers as needed. Recently WIC staff has started to screen for elevated lead levels for children in collaboration with the Environmental Health staff.

Early Intervention Program service coordinators work closely with families of children with developmental delays and/or diagnosed conditions with a high probability of delay, to identify the families' concerns and priorities for their children. *Individualized Family Service Plans* are constructed by the service coordinator with the family, and agreed upon by the family and the *Early Intervention Official/Designee*. Early Intervention service coordinators also offer referral information to families regarding a variety of topics, including childhood lead poisoning. The Early Intervention Program is a federally mandated statewide program offering evaluations and therapeutic support services for infants and children (from birth up to three years of age) with special needs and their families.

The Child Find component of the Early Intervention Program focuses on ensuring at-risk children: (a) are engaged in primary health care; (b) will receive appropriate developmental surveillance and screening from a primary care provider; (c) are referred to the Early Intervention Program for a multi-disciplinary evaluation when indicated; and (d) have health insurance coverage.

From Early Intervention, a child may transition into the Preschool Special Education Program for children aged three to five with suspected or confirmed delays which will affect learning. Children ages 3-5 may also be referred directly to the Preschool Special Education Program. Resources, including special education and therapies (occupational, physical, and speech), are available to assist parents of preschool children with disabilities to help them prepare their children for the transition to school (kindergarten). Participation in quality learning experiences is important for all children in order to achieve high educational standards. Allowing children with and without disabilities opportunities to learn together in the *Least Restrictive Environment*, whenever possible, benefits all children.

Outreach is provided to community agencies, schools, and primary care providers to streamline the referral process for children with and at risk for developmental delays.

The **Children with Special Health Care Needs (CSHCN)** Program assists families in ascertaining community resources, as well as providing outreach throughout the community to increase awareness of resources available, to identify unmet health and related needs, and to collaborate with community partners to develop plans to overcome barriers and increase access to services. Outreach activities include participation in community health fairs and events, presentations at meetings of community and health organizations, and informational sessions sponsored by the CSHCN grant.

2017 Objectives

Maternal Child Health / Licensed Home Care Services Agency

- Increase the number of prenatal visits to ensure early and continuous comprehensive prenatal care to reduce infant mortality, decrease low-birth-weight babies, and increase positive birth outcomes.
- Increase the number of evaluation visits to postpartum/newborn clients to minimize environmental hazards to reproduction/growth/development through evaluation of home settings, health habits and nutrition status.
- Continue to improve breastfeeding initiation rates and duration through education provided to prenatal clients and through support of postpartum women and infants as soon after delivery as possible.
- Continue to provide home visiting, nursing assessment and education to children with identified elevated blood lead levels and refer at risk dwellings for assessment.
- Continue to offer bereavement support to families dealing with the loss of a child.
- Ensure appropriate newborn bloodspot screening, follow-up testing, and referral to services.
- Expand contracts in place with insurance providers to maximize billing as allowed for LHCSA home visits.
- Continue to provide training in medication administration to child care providers.
- Reduce fetal, infant and child death by early identification of problems, developing and implementing interventions and providing community education.
- Increase the number of children screened for lead poisoning at age one and two by providing information to parents, communicating with physicians and providing referrals to the Environmental Health division and continuing screening of children enrolled in WIC.
- Continue to meet nutritional demands of women, infants and children through the WIC program, continue to improve breastfeeding initiation and duration through support of the WIC Nutrition and peer counseling staff and breast pump program.
- Maximize use of preventive health services through education and collaboration with local health care providers, the Clinic Division, Department of Social Services, schools, NYS Department of Health, and child care providers.
- Offer Kempe assessment to expectant and new families to assess their strengths and challenges. Offer families information regarding local community resources and connect eligible families to Healthy Families Broome home visiting program.
- Continue to review and update Quality Assurance Corporate Compliance Plan in the division to ensure program integrity, accuracy, appropriate authorization of service and quality of care.

- Ongoing and increasing need for services in both the Early Intervention Program and the Preschool Special Education Program demands assurance of adequate capacity of needed services for infants and children identified as having developmental and/or learning delays and/or being at risk for developmental delays.
- Continue to work successfully to accommodate billing changes in the Early Intervention Program, working with families and providers to obtain all information required to maximize third party insurance payments.
- Develop procedures to monitor and review the payment of Early Intervention Program services not covered by third-party insurance through the Escrow account billed to the county.
- Continue to strive to meet both Federal and State performance standards in the Early Intervention Program.
- Collecting and reporting child outcomes is a requirement of the Individuals with Disabilities Act (IDEA). The performance of the NYS Part C Early Intervention Program on improving child outcomes is now reported in the Annual Performance Report. Strive to improve child outcomes for children enrolled at least 6 months in the Broome County Early Intervention Program.
- Continue conservative fiscal management of the Children with Special Needs Programs while meeting Federal and State regulations.
- Continue to work with and utilize the preschool software program intended for billing Medicaid to maximize reimbursement of eligible services and efficiently capture data that will be useful in completing reports to assist in better program management.
- Work with the preschool software program to develop procedures to review and address denied Medicaid claims.
- Continue to develop procedures for monitoring of services provided in the Early Intervention and Preschool Special

Education Program to ensure that plans developed for each child match both their needs and their ability to participate.

- Continue to identify models and procedures which will promote efficient use of providers' time as well as maximizing desired results for children and families.
- Work with New York State BEI and regional/local agencies to determine the impact of Health Homes for Children and respond accordingly.

2017 Budget Highlights

- Continue to identify vulnerable families and implement areas of collaboration with Department of Social Services and other human service providers to prevent child abuse/neglect.
- Continue to pursue contracts with managed care organizations to maximize resources by billing for licensed home care agency services.
- Continue to develop better infrastructure to supplement operating budget costs with third party insurance revenue, state aid and grant funding.
- Continue to assist families in ascertaining community resources to meet their health care needs, through referrals and linkages with community agencies.
- Use local data to expand resources and motivate action toward elimination of lead poisoning in collaboration with the Environmental Health Division and more community agencies.
- The New York State Department of Health does not have a target date for system reports in NYEIS will be fully operational. The Bureau of Early Intervention has been routinely providing reports not currently available in NYEIS to municipalities in an effort to improve the ability to meet Federal and State performance standards.

- The NYS Early Intervention State Fiscal Agent continues to work to maximize insurance payments for covered services in the Early Intervention Program. Third party insurance coverage of services in the Early Intervention Program remains marginal, with Medicaid and Escrow funds bearing the majority of the costs.
- Ongoing and increasing requirements of children with disabilities and developmental delays will continue to challenge the department to find resources to meet their needs. As the national incidence of young children diagnosed as having Autism rises, the increase is beginning to be seen at the local level as well. This will continue to present a challenge to identify appropriate services that will adequately support them and meet their needs.

Health 25060004
Maternal Child Health and Development

<u>Title of Position</u>	<u>Grade/Unit</u>	2015	As of 7/5/2016 Current	2017	2017
		<u>Actuals</u>	<u>Authorized</u>	<u>Requested</u>	<u>Recommended</u>
<u>Full-Time Positions</u>					
Public Health Nurse	17 CSEA	3	3	3	3
Preschool Special Education Program Coord.	17 CSEA	1	1	1	1
Early Intervention Service Coordinator*	16 CSEA	6	6	6	6
Secretary**	13 CSEA	1	1	0	0
Health Information Technician	11 CSEA	1	1	1	1
Total Full-Time Positions		12	12	11	11
<u>Part-Time Positions</u>					
Director of Children w/Spec. Needs Program	C Admin	1	1	1	1
Dir of Maternal Child Health & Development	C Admin	1	1	1	1
Supervising Public Health Nurse	20 BAPA	1	1	1	1
Children w/Spec. Needs Program Supervisor	20 BAPA	1	1	1	1
Public Health Nurse	17 CSEA	2	2	2	2
Secretary	13 CSEA	1	1	1	1
Keyboard Specialist	8 CSEA	2	2	2	2
Health Program Specialist	8 CSEA	1	1	1	1
Total Part-Time Positions		10	10	10	10
Total Positions		22	22	21	21

* One position unfunded since 2012

**One position unfunded since 2013, abolished in 2017

REPORT:BP033

BROOME COUNTY GOVERNMENT
REVENUE AND APPROPRIATION SUMMARY
BY DEPARTMENT AND DIVISION

FUND: 1010 General Operating

DEPT: 25000000 Health

DIV: 06 Health-Maternal Child Health & Dev

Account	2015 Actuals	2016 Budget	2016 YTD Actuals As of 08/29/16	2017 Budget Requested	2017 Budget Recommended
0000002 Departmental Income					
5000112 STUDENT TUITION, PT DAY	1,510	2,640	200	2,140	2,140
5000118 FEES FOR SERVICES	984,469	893,115	610,773	1,032,016	1,032,016
5000331 CHARGEBACK TO GRANTS	8,210	0	2,437	0	0
5000333 OTHER DEPARTMENTAL CHARGEBACK	130,473	107,048	30,556	132,488	132,488
5000335 COPIER CHARGEBACK	3,771	3,645	948	3,771	3,771
5000426 MISCELLANEOUS	100	0	37	0	0
5000428 OTHER CHARGES	61,065	0	21,742	0	0
0000002 Departmental Income Totals	1,189,598	1,006,448	666,693	1,170,415	1,170,415
0000003 Use of Money					
5000451 INTEREST AND EARNINGS	27	0	0	0	0
0000003 Use of Money Totals	27	0	0	0	0
0000007 Misc Interfund Revenues					
5000530 REFUNDS OF PRIOR YEARS EXPENDI	3,574	0	5,784	0	0
0000007 Misc Interfund Revenues Totals	3,574	0	5,784	0	0
0000008 State Aid					
5000808 OTHER STATE AID	262,511	250,662	260,814	316,464	316,464
5000811 EDUCATION-HANDICAPPED CHILDREN	3,779,797	3,339,084	1,352,578	3,221,257	3,221,257
5000821 PUBLIC HEALTH WORK	169,819	207,410	72,385	208,406	208,406
0000008 State Aid Totals	4,212,127	3,797,156	1,685,777	3,746,127	3,746,127
Rev Total for Div: 2506	5,405,326	4,803,604	2,358,254	4,916,542	4,916,542
0000010 Personnel Service					
6001000 SALARIES FULL-TIME	409,238	451,901	198,560	445,950	445,950
6001001 SALARIES PART-TIME	262,032	279,109	120,979	273,864	273,864
6001002 SALARIES TEMPORARY	108,341	78,668	37,673	59,166	59,166
6001003 SALARIES OVERTIME	6,102	2,944	2,628	3,241	3,241

BROOME COUNTY GOVERNMENT
 REVENUE AND APPROPRIATION SUMMARY
 BY DEPARTMENT AND DIVISION

FUND: 1010 General Operating
 DEPT: 25000000 Health
 DIV: 06 Health-Maternal Child Health & Dev

Account	2015 Actuals	2016 Budget	2016 YTD Actuals As of 08/29/16	2017 Budget Requested	2017 Budget Recommended
0000010 Personnel Service Totals	785,713	812,622	359,840	782,221	782,221
0000040 Contractual Expenditures					
6004010 BOOKS AND SUBSCRIPTIONS	281	110	0	110	110
6004012 OFFICE SUPPLIES	3,252	3,000	1,639	3,900	3,900
6004045 TRAINING AND EDUCATIONAL SUPPL	375	1,500	290	1,500	1,500
6004055 COMPUTER SOFTWARE AND SUPPLIES	32,118	0	0	0	0
6004060 NURSING SUPPLIES	737	1,400	0	1,400	1,400
6004100 POSTAGE AND FREIGHT	131	110	36	150	150
6004105 DUES AND MEMBERSHIPS	0	390	0	390	390
6004106 GENERAL OFFICE EXPENSES	475	380	0	0	0
6004117 BUILDING AND GROUNDS EXPENSES	1,495	0	0	0	0
6004146 SUBCONTRACTED PROGRAM EXPENSE	783,778	818,824	436,478	833,763	833,763
6004149 CASE ADMINISTRATION	63,174	42,524	18,482	63,175	63,175
6004160 MILEAGE AND PARKING-LOCAL	12,208	14,000	4,477	14,000	14,000
6004162 EDUCATION AND TRAINING	15	360	0	380	380
6004164 NON-EMPLOYEE TRAVEL HOTEL & ME	5,231	7,500	4,647	6,534	6,534
6004169 DAY TRIP MEAL REIMBURSEMENT	8	0	0	0	0
6004192 SOFTWARE MAINTENANCE	11,882	0	0	0	0
6004196 COPYING MACHINE RENTALS	1,822	3,400	1,674	3,500	3,500
6004405 REHAB AND THERAPY SERVICES	1,694,774	1,775,881	629,705	1,855,093	1,855,093
6004413 OTHER HEALTH AND MEDICAL SERVI	335,612	337,308	110,278	301,807	301,807
6004571 EDUCATION OF HANDICAPPED CHILD	3,155,460	3,588,423	1,263,906	3,537,965	3,537,965
6004573 OTHER FEES FOR SERVICES	33,074	48,185	26,381	42,000	42,000
6004574 CLASSROOM AIDES	259,057	323,532	102,498	262,379	262,379
0000040 Contractual Expenditures Totals	6,394,959	6,966,827	2,600,491	6,928,046	6,928,046
0000041 Chargeback Expenses					
6004606 TELEPHONE BILLING ACCOUNT	7,402	8,565	2,187	8,849	8,849
6004609 DATA PROCESSING CHARGEBACKS	62,970	114,447	0	128,736	128,736
6004614 OTHER CHARGEBACK EXPENSES	1,093	1,324	353	1,136	1,136
6004615 GASOLINE CHARGEBACK	-20	396	8	115	115
6004616 FLEET SERVICE CHARGEBACK	441	799	37	379	379
6004617 DUPLICATING/PRINTING CHARGEBAC	7,047	8,709	1,254	7,047	7,047
6004618 OFFICE SUPPLIES CHARGEBACK	3,709	4,597	2,065	3,709	3,709
0000041 Chargeback Expenses Totals	82,642	138,837	5,904	149,971	149,971

REPORT:BP033

BROOME COUNTY GOVERNMENT
REVENUE AND APPROPRIATION SUMMARY
BY DEPARTMENT AND DIVISION

FUND: 1010 General Operating

DEPT: 25000000 Health

DIV: 06 Health-Maternal Child Health & Dev

Account	2015 Actuals	2016 Budget	2016 YTD Actuals As of 08/29/16	2017 Budget Requested	2017 Budget Recommended
0000060 Principal on Indebtedness					
6006008 PRINCIPAL ON CAPITAL LEASE	1,524	0	0	0	0
0000060 Principal on Indebtedness Totals	<u>1,524</u>	<u>0</u>	<u>0</u>	<u>0</u>	<u>0</u>
0000070 Interest on Indebtedness					
6007005 INTEREST ON CAPITAL LEASE	2	0	0	0	0
0000070 Interest on Indebtedness Totals	<u>2</u>	<u>0</u>	<u>0</u>	<u>0</u>	<u>0</u>
0000080 Employee Benefits					
6008001 STATE RETIREMENT	124,388	130,179	58,792	116,422	116,422
6008002 SOCIAL SECURITY	55,541	62,157	25,614	59,844	59,844
6008004 WORKERS COMPENSATION	12,732	11,227	2,970	11,681	11,681
6008006 LIFE INSURANCE	261	323	127	351	351
6008007 HEALTH INSURANCE	191,518	206,689	82,266	189,070	189,070
6008009 RETIREE HEALTH INSURANCE	93,511	93,510	46,755	111,001	111,001
6008010 DISABILITY INSURANCE	1,151	1,587	538	1,218	1,218
6008011 UNEMPLOYMENT INSURANCE	5,515	0	4,250	0	0
0000080 Employee Benefits Totals	<u>484,617</u>	<u>505,672</u>	<u>221,312</u>	<u>489,587</u>	<u>489,587</u>
Exp Total for Div: 2506	<u>7,749,457</u>	<u>8,423,958</u>	<u>3,187,547</u>	<u>8,349,825</u>	<u>8,349,825</u>
Total for Div: 25000000	<u>-2,344,131</u>	<u>-3,620,354</u>	<u>-829,293</u>	<u>-3,433,283</u>	<u>-3,433,283</u>

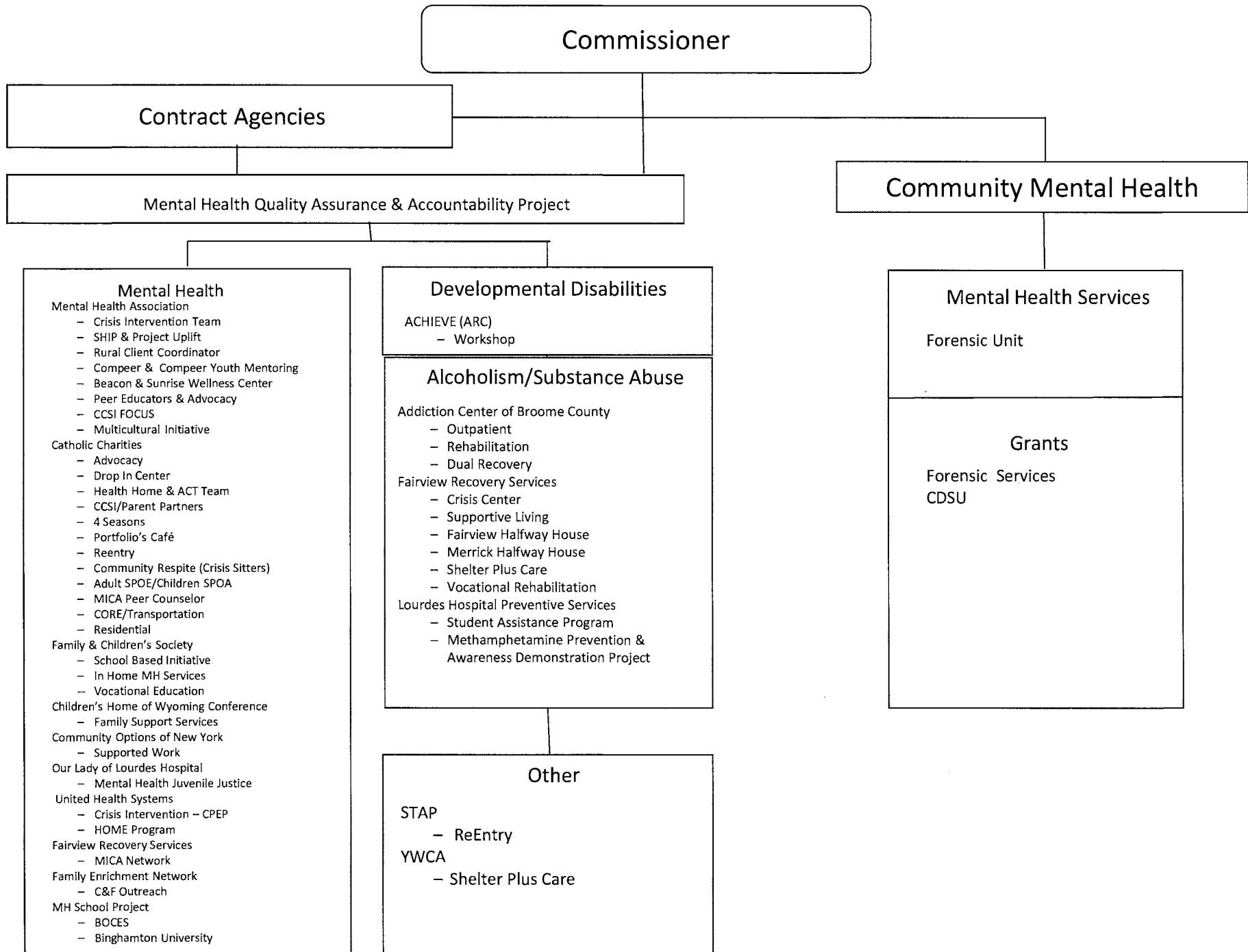
REPORT:BP033

BROOME COUNTY GOVERNMENT
REVENUE AND APPROPRIATION SUMMARY
BY DEPARTMENT AND DIVISION

FUND: 1010 General Operating
DEPT: 25000000 Health
DIV: 07

Account	2015 Actuals	2016 Budget	2016 YTD Actuals As of 08/29/16	2017 Budget Requested	2017 Budget Recommended
0000009 Federal Aid					
5000912 HEALTH DEPT - FEDERAL	2,641,148	0	0	0	0
0000009 Federal Aid Totals	2,641,148	0	0	0	0
Rev Total for Div: 2507	2,641,148	0	0	0	0
0000040 Contractual Expenditures					
6004308 TANF	2,641,148	0	0	0	0
0000040 Contractual Expenditures Totals	2,641,148	0	0	0	0
Exp Total for Div: 2507	2,641,148	0	0	0	0
Total for Div: 25000000	0	0	0	0	0
Total for Dept: 25000000	-5,244,168	-6,869,147	-1,882,996	-6,744,652	-6,744,652

MENTAL HEALTH



Mental Health Mental Health Services

Mission Statement

To plan, organize, and oversee a comprehensive continuum of care for consumers of public mental hygiene services in Broome County. This continuum of care will provide for the health and safety of Broome County citizens.

Vision

Planning: Broome County Mental Health Department will engage in a participatory planning process to develop mental hygiene services in Broome County. The planning process will include government officials, providers, community representatives, and recipients or their families.

Accountability: The department will assure that state and/or local oversight mechanisms are in place to assure that services are delivered in a responsible, efficient manner.

Coordination: The department will assure that all mental hygiene service providers in Broome County will coordinate and collaborate for the delivery of services that are responsive to the needs of recipients, including culturally diverse populations.

County Operations: The department's primary role is to facilitate and oversee the continuum of care for consumers of mental hygiene services in Broome County.

Over the last decade the role of this department has shifted. Historically, the department was a service provider only. We now have a significant role in contract management for services provided for us by not-for profit agencies.

Description

The Mental Health Commissioner/Local Government Unit (LGU) is mandated to plan, develop, coordinate and evaluate all local services for the three disabilities encompassed by Mental Hygiene (OMH, OPWDD, & OASAS). This requires interaction on the state level with three separate agencies: Office of Mental Health (OMH), Office of People With Developmental Disabilities (OPWDD), and the Office of Alcoholism and Substance Abuse Services (OASAS). Funding from these agencies, the County, and other sources are managed to enable the Mental Health Department and other agencies to provide necessary services. Interaction, coordination and collaboration are also required with diverse public and private organizations that receive contracts, funding and/or provide services in the Broome County community.

The Mental Health Department oversees a \$22 million system of care.

The Forensic Unit performs court-ordered mental health evaluations as mandated under New York State Mental Hygiene Law. The Unit completes 9.45 emergency police transport assessments and orders. It conducts New York State Safe Act mandated local reviews. The staff also works with seriously mentally ill individuals released from correctional facilities to transition to appropriate community services. The Unit is responsible for initiating and following all Court Ordered Outpatient Mental Health Treatment Clients.

2017 Objectives

- Focus on the safety of those clients we serve and the employees serving them, as well as the safety of County residents
- Focus on achieving measurable improvements by implementing continuous quality enhancements.

2017 Budget Highlights

Due to a significant downsizing, the Department of Mental Health recognizes a decrease in County Support.

Mental Health 26000004

<u>Title of Position</u>	<u>Grade/Unit</u>	<u>2015 Actuals</u>	<u>As of 7/5/16 Current Authorized</u>	<u>2017 Requested</u>	<u>2017 Recommended</u>
<u>Full-Time Positions</u>					
Commissioner of Comm. Mental Health Svcs	I Admin	1	1	1	1
Deputy Commissioner of Comm. Mental Hlth Svcs *	G Admin	1	1	1	1
Mental Health Clinical Services Director (40)	24 BAPA	1	0	0	0
Mental Health Program Coordinator (40)	23 BAPA	0	1	1	1
Management Associate	18 BAPA	1	0	0	0
Intensive Case Manager	18 CSEA	1	0	0	0
Keyboard Specialist	8 CSEA	1	1	1	1
Total Full-Time Positions		6	4	4	4
<u>Part-Time Positions</u>					
Keyboard Specialist	8 CSEA	1	0	0	0
Total Part-Time Positions		1	0	0	0
Total Positions		7	4	4	4

* One position unfunded since 2016

REPORT:BP032

BROOME COUNTY GOVERNMENT
REVENUE AND APPROPRIATION SUMMARY BY DEPARTMENT

FUND: 1010 General Operating
DEPT: 26000000 Mental Health

Account	2015 Actuals	2016 Budget	2016 YTD Actuals As of 08/29/16	2017 Budget Requested	2017 Budget Recommended
0000002 Departmental Income					
5000120 MENTAL HEALTH FEES	19,115	0	56	0	0
5000333 OTHER DEPARTMENTAL CHARGEBACK	140,857	55,865	28,879	77,875	77,875
5000426 MISCELLANEOUS	54,958	1,000	1,096	4,798	4,798
0000002 Departmental Income Total	214,930	56,865	30,031	82,673	82,673
0000007 Misc Interfund Revenues					
5000545 CREDIT CARD REBATES	1	0	4	0	0
0000007 Misc Interfund Revenues Total	1	0	4	0	0
0000008 State Aid					
5000827 MENTAL HEALTH ADMINISTRATION	87,288	128,840	64,420	159,497	159,497
0000008 State Aid Total	87,288	128,840	64,420	159,497	159,497
0000009 Federal Aid					
5000916 FEDERAL AID - MENTAL HEALTH CL	64,460	80,000	0	40,000	40,000
0000009 Federal Aid Total	64,460	80,000	0	40,000	40,000
Rev Totals for Dept: 26000000	366,679	265,705	94,455	282,170	282,170
0000010 Personnel Service					
6001000 SALARIES FULL-TIME	238,651	117,995	54,888	125,015	125,015
6001001 SALARIES PART-TIME	42,868	0	-58	0	0
6001002 SALARIES TEMPORARY	19,122	0	0	0	0
0000010 Personnel Service Totals	300,641	117,995	54,830	125,015	125,015
0000040 Contractual Expenditures					
6004010 BOOKS AND SUBSCRIPTIONS	111	1,133	133	1,133	1,133
6004012 OFFICE SUPPLIES	5,848	5,000	1,193	5,000	5,000

BROOME COUNTY GOVERNMENT
 REVENUE AND APPROPRIATION SUMMARY BY DEPARTMENT

FUND: 1010 General Operating
 DEPT: 26000000 Mental Health

Account	2015 Actuals	2016 Budget	2016 YTD Actuals As of 08/29/16	2017 Budget Requested	2017 Budget Recommended
6004021 BLDG MAINTENANCE SUPPLIES	0	0	20	150	150
6004022 FUEL AND HEATING SUPPLIES	3,347	0	0	0	0
6004023 BLDG AND GROUNDS SUPPLIES	85	0	0	0	0
6004030 FOOD AND BEVERAGES	86	250	0	250	250
6004046 GAS OIL GREASE AND DIESEL FUEL	0	150	0	150	150
6004048 MISC OPERATIONAL SUPPLIES	121	500	0	500	500
6004056 COMPUTER EQUIPMENT(NON CAPITAL	2,535	3,003	0	3,003	3,003
6004100 POSTAGE AND FREIGHT	40	250	0	250	250
6004105 DUES AND MEMBERSHIPS	6,706	6,850	6,885	6,950	6,950
6004106 GENERAL OFFICE EXPENSES	511	1,000	99	1,000	1,000
6004111 BUILDING AND LAND RENTAL	11,375	0	0	0	0
6004115 ELECTRIC CURRENT	8,763	0	483	0	0
6004117 BUILDING AND GROUNDS EXPENSES	6,043	0	0	0	0
6004137 ADVERTISING AND PROMOTION EXPE	91	150	18	150	150
6004138 OTHER OPERATIONAL EXPENSES	113	0	-45	0	0
6004160 MILEAGE AND PARKING-LOCAL	166	325	122	325	325
6004161 TRAVEL HOTEL AND MEALS	290	750	42	750	750
6004162 EDUCATION AND TRAINING	0	750	10	750	750
6004165 ADVISORY BD/TRUSTEES EXPENSES	1,048	1,080	801	1,080	1,080
6004196 COPYING MACHINE RENTALS	1,031	2,232	1,181	2,732	2,732
6004573 OTHER FEES FOR SERVICES	34,333	72,094	9,748	57,094	57,094
0000040 Contractual Expenditures Totals	82,643	95,517	20,690	81,267	81,267
0000041 Chargeback Expenses					
6004602 INSURANCE PREMIUM CHARGEBACK	3,978	5,107	2,553	6,366	6,366
6004604 DPW SECURITY CHARGEBACKS	11,425	0	0	0	0
6004605 COUNTY ATTORNEY CHARGEBACKS	18,558	30,625	5,343	30,625	30,625
6004606 TELEPHONE BILLING ACCOUNT	12,094	5,535	2,553	7,996	7,996
6004609 DATA PROCESSING CHARGEBACKS	47,514	37,184	0	55,158	55,158
6004610 PERSONNEL SERVICES CHARGEBACKS	3,199	3,161	790	3,136	3,136
6004614 OTHER CHARGEBACK EXPENSES	0	60	12	60	60
6004615 GASOLINE CHARGEBACK	75	0	0	0	0
6004616 FLEET SERVICE CHARGEBACK	1,116	0	0	0	0
6004617 DUPLICATING/PRINTING CHARGEBAC	0	330	0	0	0
6004618 OFFICE SUPPLIES CHARGEBACK	2,021	4,020	234	4,020	4,020
6004619 BUILDING SERVICE CHARGEBACK	9,305	0	132	0	0
6004621 BUILDING AND LAND RENTAL CHARG	20,913	53,757	15,208	54,061	54,061
0000041 Chargeback Expenses Totals	130,198	139,779	26,825	161,422	161,422

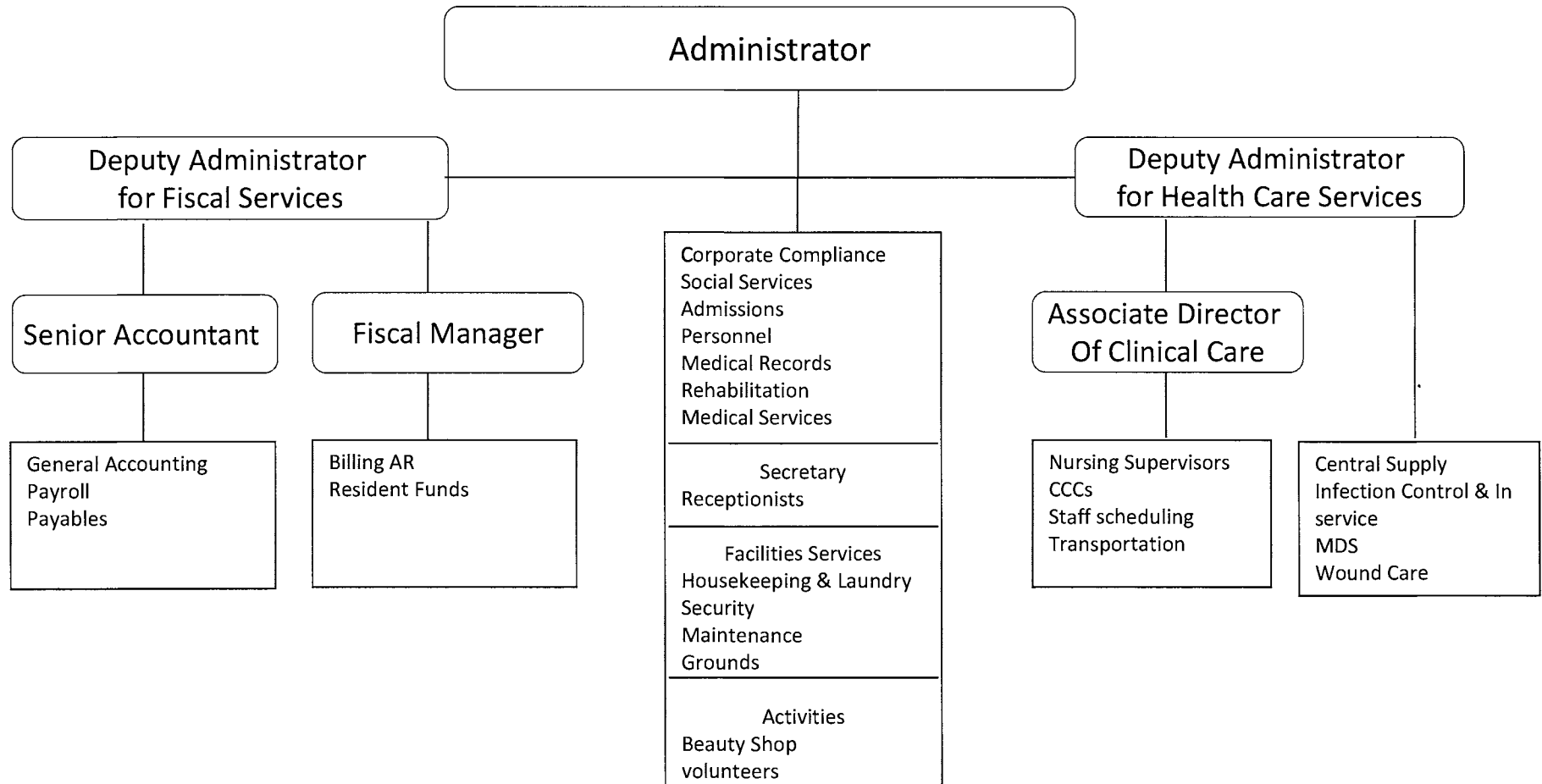
REPORT:BP032

BROOME COUNTY GOVERNMENT
REVENUE AND APPROPRIATION SUMMARY BY DEPARTMENT

FUND: 1010 General Operating
DEPT: 26000000 Mental Health

Account	2015 Actuals	2016 Budget	2016 YTD Actuals As of 08/29/16	2017 Budget Requested	2017 Budget Recommended
0000060 Principal on Indebtedness					
6006008 PRINCIPAL ON CAPITAL LEASE	47,030	0	0	0	0
0000060 Principal on Indebtedness Totals	47,030	0	0	0	0
0000070 Interest on Indebtedness					
6007005 INTEREST ON CAPITAL LEASE	13,209	0	0	0	0
0000070 Interest on Indebtedness Totals	13,209	0	0	0	0
0000080 Employee Benefits					
6008001 STATE RETIREMENT	55,924	22,184	12,264	22,228	22,228
6008002 SOCIAL SECURITY	22,409	9,027	4,092	9,564	9,564
6008004 WORKERS COMPENSATION	37,883	35,646	8,557	38,561	38,561
6008006 LIFE INSURANCE	77	45	16	45	45
6008007 HEALTH INSURANCE	28,645	22,888	4,248	9,390	9,390
6008009 RETIREE HEALTH INSURANCE	414,164	443,568	210,658	417,870	417,870
6008010 DISABILITY INSURANCE	235	95	36	87	87
6008011 UNEMPLOYMENT INSURANCE	4,004	0	0	0	0
6008013 HEALTH INS - RETIRE INCENTIVE	23,136	0	0	0	0
0000080 Employee Benefits Totals	586,477	533,453	239,871	497,745	497,745
0000090 Transfers					
6009002 TRANSFER TO GRANT FUND	249,837	393,475	28,086	393,475	393,475
0000090 Transfers Totals	249,837	393,475	28,086	393,475	393,475
Exp Totals for Dept: 26000000	1,410,035	1,280,219	370,302	1,258,924	1,258,924
Total for Dept: 26000000	-1,043,356	-1,014,514	-275,847	-976,754	-976,754

Willow Point Nursing Home



Willow Point Nursing Home

Mission Statement

It is the mission of the Willow Point Nursing Home to serve those frail, elderly, and disabled individuals who live in Broome County and are in need of long-term, skilled care and/or short term rehabilitation. This includes a comprehensive, interdisciplinary approach to care planning with emphasis on quality of life and preservation of both dignity and independence for the residents. Staff members are committed to meeting the physical, emotional, social and spiritual needs of the residents.

Description

Broome County has operated Willow Point Nursing Home to provide skilled nursing care since 1969.

Federal and State regulations dictate the standards required to operate the skilled nursing facility. The New York State Department of Health (NYSDOH) is the licensing and lead oversight agency for both governments and responsible for ensuring regulatory compliance. NYSDOH conducts routine, unannounced inspections as well as complaint investigations, and Willow Point is required to meet all standards or face penalties, fines and potentially disqualification from the Medicare and Medicaid programs, the primary payment sources. As a government-sponsored facility, there are additional requirements that must be met, such as State Civil Service employment and Broome County purchasing and cash-based accounting rules.

At one point in time the facility was licensed to care for up to 383 people (residents). As of July 1, 2012, Willow Point is licensed to care for up to 300 residents. The facility is made up of 3 separate buildings that are connected on at least one level. South Building

was built in 1969 and includes 3 floors (South 1, South 2 and South 3), each with single, and double bedrooms. North Building built in 1971 contains 2 floors (North 1 and North Lower Level) with a mix of single and double bedrooms. The newest building is the West Wing built in 1988.

One floor is designated primarily for sub-acute care or short term rehabilitation services (North 1). The West Wing is comprised of one 43-bed secure nursing unit for Alzheimer's and dementia care of residents who are also at risk for wandering unsafely. The rest of the facility provides a variety of skilled nursing care services.

2017 Objectives

The first and foremost objective for Willow Point is the commitment to work together and provide the best possible resident care in a cost-effective manner. Everything that Willow Point does for our nursing home residents must strive to meet this goal. The objectives are:

- Continue to reorganize Administration and ensure efficient use of staff. Since down-sizing the facility from 383-beds to 300-beds over the past six years, a number of staff positions have been eliminated from subsequent budgets. Every vacant position continues to be evaluated before hiring to determine if the duties can be absorbed by existing positions, reclassified to add on additional duties, or use technologies and/or best practices to eliminate or reduce the work.
- During 2016, Willow point has reopened the North 2 Unit allowing the facility to eliminate all triple rooms, open a new rehabilitation gym and two new dining rooms.
- Maintain current bed capacity in a fiscally sound manner. The number of residents budgeted to be living at Willow Point in 2016 was set at 95%. Conversations with area hospital and other skilled nursing home representatives indicate that there

are still opportunities to admit more residents, so the maximum capacity will remain at 300 beds for 2017.

- Increase use of technology. Willow Point has fully implemented an Electronic Medical Record (EMR) system. This system will improve resident care coordination and documentation, and it has the potential to increase reimbursement while reducing staff time, detecting deficient practices and avoiding costly audit repayments. Other technology uses include ongoing paper reduction efforts, automated staff scheduling programs, and replacing overhead paging that disrupts our residents by having staff use portable phones and other communication equipment.

2017 Budget Highlights

The 2017 objectives were applied in making budget decisions. A number of changes were made to revenues and expenses in order to reflect the most realistic budget possible.

Revenue

- Revenue projections reflect a 97% occupancy level. New programs are being considered to fill unmet community need, so budgeted occupancy levels have been adjusted according to current experience and expected changes in admissions practices. Reopening North 2 unit vacated by Vestal Park enabled the repositioning the short term rehab unit from South 1 to North 1 unit. This move has enabled Willow Point to repurpose 20 beds from long term to short term to better serve the Community and increase revenue.
- Medicare rates were based on 2016 historical experience and Medicaid rates were increased to reflect projected changes in the case mix acuity of the residents.

- 2016 Medicare, Medicaid, and private pay resident percentages were applied to the 2017 occupancy rate to come up with the revenue amounts.
- All other revenue amounts are based on historical information.
- The Intergovernmental Transfer Program (IGT) that benefits County Nursing Homes is expected to continue in 2017 in the amount budgeted. A brief, overly simplistic explanation is that the IGT comes from money to be paid out by the County Department of Social Services to New York State. New York, in turn, receives a matching amount of money from the Federal Government and gives that entire amount to the County Nursing Home.

Expenses

- Expenses reflect the continuing challenge of providing quality resident care and services in a relatively outdated facility with increasing infrastructure needs.
- There are no proposed layoffs. Every vacant position continues to be evaluated before hiring to determine if the duties can be absorbed by existing positions, reclassified to add on additional duties, or use technologies and/or best practices to eliminate or reduce the work. During the 2016 year, Willow Point has outsourced the Dietary Department to improve the food quality by transitioning from a central kitchen chill and reheat service to cooking the food fresh at the facility while reducing cost.
- Additional explanations are provided in the specific sections for better reference.

Willow Point Nursing Home

Administration & General

Description

Willow Point Nursing Home is operated under the Enterprise Fund Accounting structure as a skilled nursing facility or residential health care facility licensed by the New York State Department of Health (NYSDOH) and the Federal Government Department of Health and Human Services' Centers for Medicare and Medicaid Services to provide skilled nursing care. As stated earlier, NYSDOH is the licensing and lead oversight agency for both governments and responsible for ensuring regulatory compliance.

State and federal regulations require a skilled nursing facility of Willow Point's bed size to employ a full-time licensed nursing home Administrator responsible for administering in a manner that enables Willow Point to use its resources effectively and efficiently to attain or maintain the highest practicable physical, mental, and psychosocial well-being of each resident. The Administrator shares Administrative On-Call duties with the Deputy Administrator for Health Care Services (DAHCS) so that there is someone available from Administration 24 hours a day, 7 days a week.

The Administrator relies on the other Administration & General staff to meet the regulations. The Personnel Coordinator is responsible for employee hiring, corrective actions, and discharges. Staff turnover is typical of a skilled nursing facility of this size, but the oversight of this process and the paperwork is significant.

The Fiscal Department is divided into four supervised areas: Payroll (overseen by an Accountant), Accounts Receivable and Resident Banking (overseen by a Fiscal Manager), Accounts

Payable (Accountant oversight), and Budget, General Ledger Accounting and Cost Reporting (Senior Accountant oversight). Each area has specifically assigned support staff.

The Administration umbrella also encompasses several other areas of the facility including the Barber and Beauty Services, the Medical Director's office, the Health Information Management department and Therapeutic Recreation (Activities) and Volunteers.

Willow Point Nursing Home/Administration & General
 27010104 27010304 27010504 27010604

<u>Title of Position</u>	<u>Grade/Unit</u>	As of			
		2015 Actuals	7/5/2016 Current Authorized	2017 Requested	2017 Recommended
<u>Full-Time Positions</u>					
Nursing Home Administrator	O Admin	1	1	1	1
Deputy NH Administrator-Fiscal Services	F Admin	1	1	1	1
Personnel Coordinator/Corporate Compliance (40)	20 Admin	0	0	1	1
Personnel Coordinator/Corporate Compliance (40)	19 Admin	1	1	0	0
Personnel Clerk	9 Admin	1	1	1	1
Senior Accountant (40)	18 BAPA	1	1	1	1
Fiscal Manager (40)	17 BAPA	1	1	1	1
Health Information Administrator (40)	14 BAPA	1	1	1	1
Accountant (County)	16 CSEA	2	2	2	2
Admission Coordinator	22 CSEA	0	1	1	1
Admission Coordinator	16 CSEA	1	0	0	0
Senior RPN (RN-Admissions)	22 CSEA	0	1	1	1
Senior RPN (RN-Admissions)	16 CSEA	1	0	0	0
RPN NH - Admissions	21 CSEA	0	1	1	1
RPN NH - Admissions	14 CSEA	1	0	0	0
Secretary (40)	13 CSEA	1	1	1	1
Senior Billing Specialist	13 CSEA	1	1	1	1
Health Information Technician	11 CSEA	2	2	2	2
Program Assistant	10 CSEA	0	1	1	1
Senior Account Clerk	9 CSEA	2	2	2	2
Billing Specialist	9 CSEA	2	2	2	2
Keyboard Specialist	8 CSEA	1	0	0	0
Account Clerk	7 CSEA	2	2	2	2
Clerk*	6 CSEA	0	5	5	5
Total Full-Time Positions		23	28	28	28
<u>Part-Time Positions</u>					
Account Clerk Typist	7 CSEA	1	1	1	1
Clerk	6 CSEA	4	4	4	4
Total Part-Time Positions		5	5	5	5
Total Positions		28	33	33	33

*Four positions transferred from Nursing in 2016

REPORT:BP033

BROOME COUNTY GOVERNMENT
REVENUE AND APPROPRIATION SUMMARY
BY DEPARTMENT AND DIVISION

FUND: 2050 WPNH Operating
DEPT: 27000000 Willow Point
DIV: 01 Willow Point-Admin & General

Account	2015 Actuals	2016 Budget	2016 YTD Actuals As of 08/29/16	2017 Budget Requested	2017 Budget Recommended
27000000 Willow Point					
0000002 Departmental Income					
5000105 XEROX MACHINE	1,765	200	0	200	200
5000125 MEDICARE PART B	352,010	257,250	154,878	292,500	292,500
5000179 CHARGES FOR SERVICES	0	0	760,911	0	0
5000210 SNF MEDICARE	3,843,836	4,765,723	1,054,325	4,785,818	4,785,818
5000212 SNF PRIVATE	3,393,086	3,803,595	2,174,344	3,908,801	3,908,801
5000218 SNF NAMI-PATIENT SHARE	3,448,292	2,728,790	980,812	3,264,000	3,264,000
5000238 COMMERCIAL INSURANCE	528,391	325,041	140,286	1,133,916	1,133,916
5000426 MISCELLANEOUS	67,286	176,000	0	387,077	387,077
5000494 SNF PATIENT ACCRUED & RETRO	43,410	0	0	0	0
0000002 Departmental Income Totals	11,678,076	12,056,599	5,265,556	13,772,312	13,772,312
0000003 Use of Money					
5000451 INTEREST AND EARNINGS	2,903	1,500	851	1,700	1,700
5000460 RENTAL OF REAL PROPERTY INDIVI	71,724	0	0	0	0
5000470 VENDING MACHINE	3,223	1,800	1,112	1,800	1,800
0000003 Use of Money Totals	77,850	3,300	1,963	3,500	3,500
0000007 Misc Interfund Revenues					
5000530 REFUNDS OF PRIOR YEARS EXPENDI	0	0	7	0	0
5000534 TRANSFER FROM INSURANCE RESERV	3,687	5,977	55,977	0	0
5000545 CREDIT CARD REBATES	1,275	0	598	250	250
5000570 EARNINGS ON TEMPORARY INVESTME	408	0	0	0	0
0000007 Misc Interfund Revenues Totals	5,370	5,977	56,582	250	250
0000009 Federal Aid					
5000949 SNF MEDICAID - FEDERAL	13,589,880	13,274,958	4,767,580	13,876,742	13,876,742
0000009 Federal Aid Totals	13,589,880	13,274,958	4,767,580	13,876,742	13,876,742
Rev Total for Div: 2701	25,351,176	25,340,834	10,091,681	27,652,804	27,652,804

BROOME COUNTY GOVERNMENT
 REVENUE AND APPROPRIATION SUMMARY
 BY DEPARTMENT AND DIVISION

FUND: 2050 WPNH Operating
 DEPT: 27000000 Willow Point
 DIV: 01 Willow Point-Admin & General

Account	2015 Actuals	2016 Budget	2016 YTD Actuals As of 08/29/16	2017 Budget Requested	2017 Budget Recommended
0000010 Personnel Service					
6001000 SALARIES FULL-TIME	1,009,113	1,174,243	447,675	1,240,813	1,240,813
6001001 SALARIES PART-TIME	64,080	69,974	24,370	64,341	64,341
6001002 SALARIES TEMPORARY	507	0	1,043	0	0
6001003 SALARIES OVERTIME	25,166	26,369	25,543	98,787	98,787
6001012 HOLIDAY OVERTIME PAY	921	1,685	408	2,390	2,390
6001013 SIGN ON BONUS	2,000	10,500	0	0	0
0000010 Personnel Service Totals	1,101,787	1,282,771	499,039	1,406,331	1,406,331
0000020 Equipment and Capital Outlay					
6002400 OFFICE MACHINES	0	150	0	400	400
6002401 OFFICE FURNITURE	0	375	0	1,137	1,137
6002703 OTHER INSTITUTIONAL EQUIPMENT	0	290	0	600	600
6002709 OTHER OPERATIONAL EQUIPMENT	0	0	0	758	758
0000020 Equipment and Capital Outlay Totals	0	815	0	2,895	2,895
0000040 Contractual Expenditures					
6004010 BOOKS AND SUBSCRIPTIONS	833	595	385	620	620
6004012 OFFICE SUPPLIES	8,342	10,065	3,488	10,665	10,665
6004030 FOOD AND BEVERAGES	573	250	327	250	250
6004048 MISC OPERATIONAL SUPPLIES	-180	950	635	2,250	2,250
6004053 RECREATIONAL AND ACTIVITY SUPP	1,281	3,100	67	3,100	3,100
6004055 COMPUTER SOFTWARE AND SUPPLIES	2,929	400	0	0	0
6004100 POSTAGE AND FREIGHT	42	150	57	150	150
6004101 TELEPHONE	4,570	648	0	0	0
6004105 DUES AND MEMBERSHIPS	19,355	30,650	21,433	32,965	32,965
6004106 GENERAL OFFICE EXPENSES	18,069	800	341	1,200	1,200
6004126 RECREATIONAL AND ACTIVITY EXPE	9,057	2,400	0	2,400	2,400
6004136 OPERATIONAL EQUIPMENT REPAIRS	531	0	0	0	0
6004137 ADVERTISING AND PROMOTION EXPE	9,702	9,000	6,823	10,000	10,000
6004160 MILEAGE AND PARKING-LOCAL	3,349	3,222	915	4,025	4,025
6004161 TRAVEL HOTEL AND MEALS	4,660	5,450	1,655	5,050	5,050
6004162 EDUCATION AND TRAINING	6,999	7,100	674	8,700	8,700
6004168 OTHER PERSONNEL EXPENSES	386	360	0	360	360
6004193 HARDWARE MAINTENANCE	150	0	0	0	0
6004195 HARDWARE RENTAL	14,700	0	0	0	0
6004196 COPYING MACHINE RENTALS	9,204	9,136	4,562	9,339	9,339
6004200 PROPERTY LOSS	0	4,875	4,875	0	0
6004203 INSURANCE CLAIMS	3,687	1,102	51,102	0	0

REPORT:BP033

BROOME COUNTY GOVERNMENT
REVENUE AND APPROPRIATION SUMMARY
BY DEPARTMENT AND DIVISION

FUND: 2050 WPNH Operating
DEPT: 27000000 Willow Point
DIV: 01 Willow Point-Admin & General

Account	2015 Actuals	2016 Budget	2016 YTD Actuals As of 08/29/16	2017 Budget Requested	2017 Budget Recommended
6004255 CONTRACTED SERVICES	6,228	10,000	0	0	0
6004256 SERVICES	3,477	0	1,049	0	0
6004411 PHYSICIAN SERVICES	40,560	41,777	20,888	70,000	70,000
6004500 ACCTG AND COST ALLOCATION SERV	1,500	1,500	0	3,000	3,000
6004504 OTHER FINANCIAL SERVICES	72,137	95,800	32,359	100,800	100,800
6004537 INVESTIGATIONS EXPENSES	6,361	6,481	5,801	11,016	11,016
6004573 OTHER FEES FOR SERVICES	17,736	30,000	8,262	31,000	31,000
6004580 BAD DEBT EXPENSE	1,256,782	0	-10,448	0	0
6004592 STATE REVENUE REFUND	1,247,560	1,293,485	636,872	1,397,072	1,397,072
6004593 OTHER GOVERNMENTS PAYMENTS	553	0	0	0	0
6004594 LOSS ON DISPOSITION OF ASSETS	168	0	0	0	0
0000040 Contractual Expenditures Totals	2,771,301	1,569,296	792,122	1,703,962	1,703,962
0000041 Chargeback Expenses					
6004601 INDIRECT COSTS	613,818	613,818	0	590,606	590,606
6004602 INSURANCE PREMIUM CHARGEBACK	160,681	152,129	76,065	158,618	158,618
6004606 TELEPHONE BILLING ACCOUNT	30,474	32,171	8,012	58,888	58,888
6004609 DATA PROCESSING CHARGEBACKS	330,997	418,474	0	539,983	539,983
6004610 PERSONNEL SERVICES CHARGEBACKS	29,036	31,559	0	32,734	32,734
6004614 OTHER CHARGEBACK EXPENSES	19,378	16,698	10,793	38,242	38,242
6004617 DUPLICATING/PRINTING CHARGEBAK	11,947	10,162	3,171	11,633	11,633
6004618 OFFICE SUPPLIES CHARGEBACK	7,388	9,179	2,899	9,179	9,179
0000041 Chargeback Expenses Totals	1,203,719	1,284,190	100,940	1,439,883	1,439,883
0000042 Depreciation					
6004801 DEPRECIATION - BUILDINGS	52,252	0	0	0	0
6004802 DEPRECIATION - BLDG IMPROVEMEN	338,058	0	0	0	0
6004803 DEPRECIATION - IMPROV O/T BLDG	5,925	0	0	0	0
6004804 DEPRECIATION - MOTOR VEHICLES	7,619	0	0	0	0
6004805 DEPRECIATION - MACHINERY & EQU	155,571	0	0	0	0
0000042 Depreciation Totals	559,425	0	0	0	0
0000080 Employee Benefits					
6008001 STATE RETIREMENT	32,676	202,281	91,980	196,881	196,881
6008002 SOCIAL SECURITY	77,842	98,772	34,700	104,990	104,990
6008004 WORKERS COMPENSATION	8,828	10,222	0	10,168	10,168
6008006 LIFE INSURANCE	345	450	203	450	450

REPORT:BP033

BROOME COUNTY GOVERNMENT
REVENUE AND APPROPRIATION SUMMARY
BY DEPARTMENT AND DIVISION

FUND: 2050 WPNH Operating
DEPT: 27000000 Willow Point
DIV: 01 Willow Point-Admin & General

Account	2015 Actuals	2016 Budget	2016 YTD Actuals As of 08/29/16	2017 Budget Requested	2017 Budget Recommended
6008007 HEALTH INSURANCE	264,240	338,550	136,825	327,101	327,101
6008008 OPEB - HEALTH INSURANCE	998,637	0	0	0	0
6008009 RETIREE HEALTH INSURANCE	150,899	154,106	77,071	154,113	154,113
6008010 DISABILITY INSURANCE	1,194	2,185	733	2,001	2,001
6008011 UNEMPLOYMENT INSURANCE	5,994	0	0	5,995	5,995
6008015 PENSION EXPENSE	31,319	0	0	0	0
0000080 Employee Benefits Totals	1,571,974	806,566	341,512	801,699	801,699
0000090 Transfers					
6009001 TRANSFER TO CAPITAL FUND	0	61,500	0	0	0
0000090 Transfers Totals	0	61,500	0	0	0
Exp Total for Div: 2701	7,208,206	5,005,138	1,733,613	5,354,770	5,354,770
Total for Div: 27000000	18,142,970	20,335,696	8,358,068	22,298,034	22,298,034

Willow Point Nursing Home

Nursing

It is the mission of the nursing department to provide the highest quality nursing care for residents while recognizing that resident(s) and family are an integral component to the plan of care. We strive for a comprehensive interdisciplinary approach with emphasis on quality of care and quality of life, while assuring preservation of dignity, and independence for all residents.

Description

The Nursing Department is supervised by the Deputy Administrator for Health Care Services (DAHCS), who also serves as the Director of Nursing, a position required by NYSDOH. The DAHCS also has oversight of areas where Nursing and other departments intertwine, specifically Minimum Data Set (MDS reporting), Staff Development and Inservice Training, Infection Control, Wound Care, and Central Supply. The DAHCS shares Administrative On-Call duties with the Administrator.

Day-to-day supervision of the Nursing Department is handled by the Associate Director of Clinical Care (ADON). A primary duty of the ADON is the responsibility for all resident investigation(s) including follow-up and the mandated NYS Department of Health reporting for all reportable resident incidents/accidents. The ADON reviews & investigates all resident incidents and/or accidents to determine reportability. Another primary responsibility for the ADON is the supervision of two (2) staffing positions. These duties include but are not limited to scheduled (working) time for nurses, CNAs, unit helpers, maintaining rotation schedules, approval of valid reasons for time off, participation in interviews, and review of nursing applicants. Evaluations and engagement in personnel issues of all nursing

staff is another area the ADON has responsibility. At least one Registered Nurse is working in the facility 8-hours every day and is also available on-call the remaining time. Each nursing unit also has a manager with 24-hour responsibility, called the Clinical Care Coordinators (CCC).

The Nursing Units, under the guidance of the Deputy Administrator for Health Services, provides leadership in resident care supervised by Clinical Care Coordinators (nurse managers). There are seven (7) skilled nursing units in the facility. The Alzheimer's Dementia Unit is a secure unit. Another unit is designated to meet the needs of residents who are considered short-term/subacute. The professional nursing staff, in conjunction with the attending physician(s), family, and all disciplines implements plans of care for each resident. Staff duties include administering medications, treatments, maintaining infection control, monitoring, and documentation relating to the care of residents, and as mandated by State and Federal Regulations.

The Nursing Department employs RNs, LPNs, CNAs and Unit Aides. RNs and LPNs complete assessments and identify signs and symptoms of illness that may affect a resident's overall health. Medication administration and treatments are completed routinely and as needed. Care is designed to restore and maintain resident abilities and functions for quality of care and ultimately, their quality of life. Certified Nursing Assistants maintain daily records which provide the nurse with necessary information about the progress of the residents. Unit Aides support the objectives of the department in providing basic services for residents. The work involves performing a variety of helper tasks to assist the nursing staff.

The In-service Department is responsible for the orientation and continued education program for all employees. Various community resources and consultants are used for presentation of programs.

The Alzheimer's/Dementia Unit provides specialized care to those residents with dementia who are experiencing memory loss, impairment of functional abilities, and loss of other cognitive skills. The goal is to maintain each resident at his or her highest practicable level of functioning for the longest period of time possible.

The Infection Control Department monitors all departments for infection control compliance. The department provides an ongoing employee health program, administers resident and staff flu vaccine, administers resident pneumococcal vaccine, and administers residents, staff, and volunteer Mantoux testing program. The department also reviews the Occupational Exposure Control Program and monitors compliance, oversees the administration of Hepatitis B vaccination program, and assists the employee in education regarding Infection Control issues, while maintaining documentation compliance.

The Sub-acute/Short-Term Rehabilitation Unit is intended to address residents acutely impacted by a clinical event. Whether the need for services is for extensive nursing services or for rehabilitation services provided by physical, occupational, or speech language clinical staff, comprehensive care to ensure a positive outcome is provided to all participants. It is our express ambition to manage this unit in accordance with these guidelines to ensure that every resident of the Subacute Unit receives full attention and support throughout his or her recovery period.

The budget includes nursing positions necessary to meet the care needs of the residents as required by regulation. The amount of

nursing staff scheduled to work on any given day is set by a historical standard that takes into account the care needs of each resident and the reimbursement/payment expected for the type of care.

2017 Objectives

- Complete implementation of the EMR
- Raise CMI (case-mix index) by 0.1 – 0.3 range;
- Improve the quality measures
- Strive for a deficiency free survey;
- Implement an interact program to reduce the amount of ER transfers
- Reduce the number of re-hospitalizations

<u>Title of Position</u>	<u>Grade/Unit</u>	As of			
		2015 Actuals	7/5/2016 Current Authorized	2017 Requested	2017 Recommended
<u>Full-Time Positions</u>					
Deputy NH Administrator-for Health Services	J Admin	0	1	1	1
Deputy NH Administrator-for Health Services	F Admin	1	0	0	0
MDS Coordinator	23 BAPA	0	1	1	1
MDS Coordinator	18 BAPA	1	0	0	0
Associate Director of Clinical Care	25 BAPA	0	1	1	1
Associate Director of Clinical Care	20 BAPA	1	0	0	0
Clinical Care Coordinator II / I	23 BAPA	0	7	7	7
Clinical Care Coordinator II / I	18/17 BAPA	7	0	0	0
Supervising Nurse II / I	21/22 BAPA	0	6	6	6
Supervising Nurse II / I	16/15 BAPA	3	0	0	0
Charge Nurse RPN/Sr LPN	22/16 CSEA	0	18	18	18
Senior LPN	16 CSEA				
Charge Nurse RPN/Sr LPN	15/11 CSEA	18	0	0	0
Senior LPN	11 CSEA				
Registered Professional Nurse	21 CSEA	0	27	27	27
RPN (WPNH)/LPN	21/15 CSEA				
Licensed Practical Nurse	15 CSEA				
Registered Professional Nurse	14 CSEA	43	0	0	0
RPN (WPNH)/LPN	14/10 CSEA				
Licensed Practical Nurse	10 CSEA				
Program Assistant	10 CSEA	1	1	1	1
Stores Clerk	10 CSEA	1	1	1	1
Keyboard Specialist	8 CSEA	1	1	1	1
Senior Clerk	8 CSEA	1	1	1	1
Certified Nursing Assistant/Nursing Assistant Trainee*	6 CSEA	127	127	127	127
Clerk	6 CSEA	5	1	1	1
Total Full-Time Positions		210	193	193	193
<u>Part-Time Positions</u>					
Supervising Nurse I / II	22/21 BAPA	0	5	5	5
Supervising Nurse I / II	16/15 BAPA	2	0	0	0
Registered Professional Nurse(NH)	21 CSEA	0	33	33	33
RPN (WPNH)/LPN	21/15 CSEA				
Licensed Practical Nurse	14 CSEA	19	0	0	0
Registered Professional Nurse(NH)	14 CSEA				
RPN (WPNH)/LPN	14/10 CSEA				
Licensed Practical Nurse	10 CSEA	7	7	7	7
Unit Aide	7 CSEA	7	7	7	7
Certified Nursing Assistant/Nursing Assistant Trainee**	6 CSEA	41	41	41	41
Total Part-Time Positions		69	86	86	86
Total Positions		279	279	279	279

* Four positions unfunded since 2015, three additional positions unfunded in 2017

**Four positions unfunded since 2015, four additional positions unfunded in 2017

REPORT:BP033

BROOME COUNTY GOVERNMENT
 REVENUE AND APPROPRIATION SUMMARY
 BY DEPARTMENT AND DIVISION

FUND: 2050 WPNH Operating
 DEPT: 27000000 Willow Point
 DIV: 06 Willow Point-Nursing

Account	2015 Actuals	2016 Budget	2016 YTD Actuals As of 08/29/16	2017 Budget Requested	2017 Budget Recommended
0000003 Use of Money					
5000451 INTEREST AND EARNINGS	5	0	0	0	0
0000003 Use of Money Totals	5	0	0	0	0
0000007 Misc Interfund Revenues					
5000530 REFUNDS OF PRIOR YEARS EXPENDI	613	0	0	0	0
0000007 Misc Interfund Revenues Totals	613	0	0	0	0
0000008 State Aid					
5000808 OTHER STATE AID	2,720	2,600	0	2,600	2,600
0000008 State Aid Totals	2,720	2,600	0	2,600	2,600
Rev Total for Div: 2706	3,338	2,600	0	2,600	2,600
0000010 Personnel Service					
6001000 SALARIES FULL-TIME	5,783,707	7,099,437	2,268,184	7,007,392	7,007,392
6001001 SALARIES PART-TIME	878,012	999,842	367,594	1,460,108	1,460,108
6001002 SALARIES TEMPORARY	469,746	289,653	223,174	443,554	443,554
6001003 SALARIES OVERTIME	1,141,366	11,033	534,040	168,250	168,250
6001004 SALARIES SHIFT DIFFERENTIAL	0	29,035	0	36,400	36,400
6001008 STAND-BY PAY	17,248	10,920	7,903	20,280	20,280
6001009 OTHER PERSONNEL SERVICES	33,117	46,600	31,457	48,150	48,150
6001012 HOLIDAY OVERTIME PAY	63,684	71,967	19,881	80,360	80,360
6001013 SIGN ON BONUS	23,000	246,746	10,500	29,500	29,500
0000010 Personnel Service Totals	8,409,880	8,805,233	3,462,733	9,293,994	9,293,994
0000020 Equipment and Capital Outlay					
6002401 OFFICE FURNITURE	0	2,108	90	756	756
6002505 HOSPITAL MEDICAL AND LAB EQUIP	0	41,759	27,173	112,085	112,085
6002703 OTHER INSTITUTIONAL EQUIPMENT	0	0	0	500	500

REPORT:BP033

BROOME COUNTY GOVERNMENT
REVENUE AND APPROPRIATION SUMMARY
BY DEPARTMENT AND DIVISION

FUND: 2050 WPNH Operating
DEPT: 27000000 Willow Point
DIV: 06 Willow Point-Nursing

Account	2015 Actuals	2016 Budget	2016 YTD Actuals As of 08/29/16	2017 Budget Requested	2017 Budget Recommended
0000020 Equipment and Capital Outlay Totals	0	43,867	27,263	113,341	113,341
0000040 Contractual Expenditures					
6004010 BOOKS AND SUBSCRIPTIONS	826	470	566	580	580
6004012 OFFICE SUPPLIES	3,191	5,100	3,102	7,900	7,900
6004030 FOOD AND BEVERAGES	262	0	0	0	0
6004045 TRAINING AND EDUCATIONAL SUPPL	2,762	1,500	718	1,600	1,600
6004048 MISC OPERATIONAL SUPPLIES	7,479	4,915	585	5,980	5,980
6004055 COMPUTER SOFTWARE AND SUPPLIES	1,695	0	0	0	0
6004062 MEDICAL LAB & CLINIC SUPPLIES	282,704	295,906	88,516	325,412	325,412
6004100 POSTAGE AND FREIGHT	183	225	68	225	225
6004106 GENERAL OFFICE EXPENSES	26,322	900	565	1,000	1,000
6004123 MEDICAL HOSPITAL AND LAB EXPEN	-220	0	0	0	0
6004136 OPERATIONAL EQUIPMENT REPAIRS	1,070	4,400	0	2,000	2,000
6004143 TRANSPORTATION SERVICES	99	0	110	200	200
6004161 TRAVEL HOTEL AND MEALS	0	1,000	0	500	500
6004162 EDUCATION AND TRAINING	2,816	5,000	340	5,000	5,000
6004168 OTHER PERSONNEL EXPENSES	2,843	3,500	1,960	3,500	3,500
6004191 OUTSIDE RENTALS-MACHINERY	7,121	15,865	7,809	17,880	17,880
6004196 COPYING MACHINE RENTALS	11,043	12,756	7,730	14,575	14,575
6004410 NURSING SERVICES	151,466	100,066	277,683	250,000	250,000
6004588 INTEREST AND PENALTIES	175	0	88	0	0
6004594 LOSS ON DISPOSITION OF ASSETS	850	0	0	0	0
0000040 Contractual Expenditures Totals	502,687	451,603	389,840	636,352	636,352
0000041 Chargeback Expenses					
6004609 DATA PROCESSING CHARGEBACKS	0	37,780	0	18,600	18,600
0000041 Chargeback Expenses Totals	0	37,780	0	18,600	18,600
0000070 Interest on Indebtedness					
6007005 INTEREST ON CAPITAL LEASE	472	0	0	0	0
0000070 Interest on Indebtedness Totals	472	0	0	0	0
0000080 Employee Benefits					
6008001 STATE RETIREMENT	224,868	1,330,212	574,505	1,297,658	1,297,658
6008002 SOCIAL SECURITY	607,038	673,594	248,265	710,994	710,994

REPORT:BP033

BROOME COUNTY GOVERNMENT
REVENUE AND APPROPRIATION SUMMARY
BY DEPARTMENT AND DIVISION

FUND: 2050 WPNH Operating
DEPT: 27000000 Willow Point
DIV: 06 Willow Point-Nursing

Account	2015 Actuals	2016 Budget	2016 YTD Actuals As of 08/29/16	2017 Budget Requested	2017 Budget Recommended
6008004 WORKERS COMPENSATION	436,941	479,399	0	463,348	463,348
6008006 LIFE INSURANCE	3,020	3,930	1,443	3,855	3,855
6008007 HEALTH INSURANCE	1,601,958	2,115,352	683,019	1,832,307	1,832,307
6008009 RETIREE HEALTH INSURANCE	1,285,323	1,328,295	666,878	1,336,316	1,336,316
6008010 DISABILITY INSURANCE	12,957	23,180	5,491	20,532	20,532
6008011 UNEMPLOYMENT INSURANCE	19,097	0	5,798	19,097	19,097
6008012 EMPLOYEE TUITION REIMBURSEMENT	0	0	0	70,000	70,000
6008015 PENSION EXPENSE	239,056	0	0	0	0
0000080 Employee Benefits Totals	4,430,258	5,953,962	2,185,399	5,754,107	5,754,107
Exp Total for Div: 2706	13,343,297	15,292,445	6,065,235	15,816,394	15,816,394
Total for Div: 27000000	-13,339,959	-15,289,845	-6,065,235	-15,813,794	-15,813,794

Willow Point Nursing Home**Dietary**

Food and beverage services meeting the daily nutritional needs of residents and ensuring that special dietary needs are recognized and accommodated to best meet the resident's optimal independence are provided through contract with a private vendor

Central Foods' directors work with Aramark to provide day-to-day supervision and ensure resident dietary menus and specialty needs are met.

Willow Point Nursing Home/Dietary 27050104

As of
7/5/2016

<u>Title of Position</u>	<u>Grade/Unit</u>	2015 <u>Actuals</u>	Current <u>Authorized</u>	2017 <u>Requested</u>	2017 <u>Recommended</u>
<u>Full-Time Positions</u>					
Food Service Manager	14 BAPA	1	0	0	0
Dietetic Technician	11 CSEA	2	0	0	0
Assistant Food Service Manager	10 CSEA	1	0	0	0
Stores Clerk	10 CSEA	1	0	0	0
Senior Food Service Helper	9 CSEA	4	0	0	0
Food Service Helper	5 CSEA	12	0	0	0
Total Full-Time Positions		21	0	0	0
<u>Part-Time Positions</u>					
Food Service Helper	5 CSEA	20	0	0	0
Total Part-Time Positions		20	0	0	0
Total Positions		41	0	0	0

REPORT:BP033

BROOME COUNTY GOVERNMENT
REVENUE AND APPROPRIATION SUMMARY
BY DEPARTMENT AND DIVISION

FUND: 2050 WPNH Operating
DEPT: 27000000 Willow Point
DIV: 05 Willow Point-Dietary

Account	2015 Actuals	2016 Budget	2016 YTD Actuals As of 08/29/16	2017 Budget Requested	2017 Budget Recommended
0000002 Departmental Income					
5000427 CAFETERIA FEES	950	125	224	500	500
0000002 Departmental Income Totals	950	125	224	500	500
0000007 Misc Interfund Revenues					
5000530 REFUNDS OF PRIOR YEARS EXPENDI	1,184	0	0	0	0
0000007 Misc Interfund Revenues Totals	1,184	0	0	0	0
Rev Total for Div: 2705	2,134	125	224	500	500
0000010 Personnel Service					
6001000 SALARIES FULL-TIME	701,144	87,627	200,121	0	0
6001001 SALARIES PART-TIME	217,937	23,019	60,820	0	0
6001002 SALARIES TEMPORARY	25,611	0	14,565	0	0
6001003 SALARIES OVERTIME	90,064	15,924	65,078	0	0
6001004 SALARIES SHIFT DIFFERENTIAL	0	683	0	0	0
6001009 OTHER PERSONNEL SERVICES	4,417	1,042	3,958	0	0
6001012 HOLIDAY OVERTIME PAY	9,164	2,388	1,673	0	0
0000010 Personnel Service Totals	1,048,337	130,683	346,215	0	0
0000020 Equipment and Capital Outlay					
6002700 KITCHEN AND DINING ROOM EQUIPM	0	0	0	12,600	12,600
0000020 Equipment and Capital Outlay Totals	0	0	0	12,600	12,600
0000040 Contractual Expenditures					
6004012 OFFICE SUPPLIES	2,709	750	0	0	0
6004030 FOOD AND BEVERAGES	10,112	333	556	0	0
6004031 KITCHEN AND DINING ROOM SUPPLI	6,713	833	15	0	0
6004054 SAFETY SUPPLIES	4,402	633	539	0	0
6004055 COMPUTER SOFTWARE AND SUPPLIES	1,928	0	0	0	0
6004106 GENERAL OFFICE EXPENSES	1,141	25	76	0	0

REPORT:BP033

BROOME COUNTY GOVERNMENT
 REVENUE AND APPROPRIATION SUMMARY
 BY DEPARTMENT AND DIVISION

FUND: 2050 WPNH Operating
 DEPT: 27000000 Willow Point
 DIV: 05 Willow Point-Dietary

Account	2015 Actuals	2016 Budget	2016 YTD Actuals As of 08/29/16	2017 Budget Requested	2017 Budget Recommended
6004162 EDUCATION AND TRAINING	350	92	0	0	0
6004196 COPYING MACHINE RENTALS	1,444	3,168	1,584	0	0
6004594 LOSS ON DISPOSITION OF ASSETS	2,263	0	0	0	0
0000040 Contractual Expenditures Totals	31,062	5,834	2,770	0	0
0000041 Chargeback Expenses					
6004609 DATA PROCESSING CHARGEBACKS	0	237	0	950	950
6004625 FOOD SERVICE CHARGEBACKS	1,578,452	2,186,976	510,155	2,670,960	2,670,960
0000041 Chargeback Expenses Totals	1,578,452	2,187,213	510,155	2,671,910	2,671,910
0000070 Interest on Indebtedness					
6007005 INTEREST ON CAPITAL LEASE	448	0	0	0	0
0000070 Interest on Indebtedness Totals	448	0	0	0	0
0000080 Employee Benefits					
6008001 STATE RETIREMENT	28,718	29,744	59,314	0	0
6008002 SOCIAL SECURITY	75,473	11,741	24,976	0	0
6008004 WORKERS COMPENSATION	13,923	16,354	0	16,080	16,080
6008006 LIFE INSURANCE	384	75	118	0	0
6008007 HEALTH INSURANCE	212,540	30,097	69,738	0	0
6008009 RETIREE HEALTH INSURANCE	96,433	106,963	53,884	126,170	126,170
6008010 DISABILITY INSURANCE	1,924	459	612	0	0
6008011 UNEMPLOYMENT INSURANCE	212	0	0	3,000	3,000
6008015 PENSION EXPENSE	29,800	0	0	0	0
0000080 Employee Benefits Totals	459,407	195,433	208,642	145,250	145,250
Exp Total for Div: 2705	3,117,706	2,519,163	1,067,782	2,829,760	2,829,760
Total for Div: 27000000	-3,115,572	-2,519,038	-1,067,558	-2,829,260	-2,829,260

Willow Point Nursing Home

Cleanliness & Safety

Description

The Department of Public Works (DPW) has oversight of the Maintenance, Housekeeping and Laundry Departments at WPNH through a Full-Time DPW employee, the Facility Manager. The Maintenance Mechanics, under the Facility Manager's direction, are responsible for providing general and preventive maintenance for the physical plant, equipment, and grounds. The Maintenance staff is also responsible for upkeep of the facility-owned wheelchairs & lifts. The age of the facility has resulted in regular NYSDOH deficiencies for damaged walls, doors, ceiling tiles, inadequate ventilation, as well as ongoing pipe leaks, equipment failures, and other mechanical failures. Steps have been taken to plan for contracting out appropriate and necessary work in 2017.

The Housekeeping Supervisor and Assistant Housekeeping Supervisor oversee the Housekeeping Department and are charged with providing a safe and sanitary environment. The Housekeeping Department duties include all basic cleaning functions and custodial work provided by the Custodial Workers. Changes in the Full-Time and Part-Time positions reflect an adjustment in the vacant positions, reopening North 2 unit, to better align work with Willow Point's needs.

The Housekeeping Supervisor and Assistant Housekeeping Supervisor also oversee the Laundry and Laundry Workers. They are responsible for laundering residents' personal clothing, facility curtains and draperies, and miscellaneous resident care items. Laundry also manages the contracted linen supply service.

Willow Point Nursing Home/Cleanliness & Safety 27030204 27030304 27030404

<u>Title of Position</u>	<u>Grade/Unit</u>	2015 <u>Actuals</u>	As of 7/5/2016 Current <u>Authorized</u>	2017 <u>Requested</u>	2017 <u>Recommended</u>
<u>Full-Time Positions</u>					
Housekeeping Supervisor	14 BAPA	1	1	1	1
Assistant Housekeeping Supervisor	11 CSEA	1	1	1	1
Maintenance Mechanic	10 CSEA	4	4	4	4
Custodial Worker	6 CSEA	22	24	24	24
Laundry Worker	6 CSEA	5	5	5	5
Total Full-Time Positions		33	35	35	35
<u>Part-Time Positions</u>					
Maintenance Mechanic	10 CSEA	0	1	0	0
Account Clerk	7 CSEA	1	1	1	1
Maintenance Worker	7 CSEA	0	0	1	1
Custodial Worker	6 CSEA	6	6	6	6
Laundry Worker	6 CSEA	1	1	1	1
Total Part-Time Positions		8	9	9	9
Total Positions		41	44	44	44

REPORT:BP033

BROOME COUNTY GOVERNMENT
REVENUE AND APPROPRIATION SUMMARY
BY DEPARTMENT AND DIVISION

FUND: 2050 WPNH Operating
DEPT: 27000000 Willow Point
DIV: 03 Willow Point-Cleanliness/Safety

Account	2015 Actuals	2016 Budget	2016 YTD Actuals As of 08/29/16	2017 Budget Requested	2017 Budget Recommended
0000002 Departmental Income					
5000426 MISCELLANEOUS	20	0	0	0	0
0000002 Departmental Income Totals	20	0	0	0	0
0000006 Sale of Prop and Comp for Loss					
5000510 SALE OF SCRAP & EXCESS MATERIA	680	400	0	500	500
0000006 Sale of Prop and Comp for Loss Totals	680	400	0	500	500
0000007 Misc Interfund Revenues					
5000531 GIFTS AND DONATIONS	53	0	0	0	0
0000007 Misc Interfund Revenues Totals	53	0	0	0	0
Rev Total for Div: 2703	753	400	0	500	500
0000010 Personnel Service					
6001000 SALARIES FULL-TIME	1,010,750	1,080,489	382,913	1,130,870	1,130,870
6001001 SALARIES PART-TIME	89,259	107,631	47,184	107,110	107,110
6001003 SALARIES OVERTIME	14,968	22,249	13,782	30,988	30,988
6001008 STAND-BY PAY	7,300	7,280	3,380	7,280	7,280
6001009 OTHER PERSONNEL SERVICES	6,350	7,400	6,025	7,300	7,300
6001012 HOLIDAY OVERTIME PAY	8,969	9,692	3,240	10,728	10,728
0000010 Personnel Service Totals	1,137,596	1,234,741	456,524	1,294,276	1,294,276
0000020 Equipment and Capital Outlay					
6002102 IMPROVEMENT/ALTERATIONS	0	0	0	70,000	70,000
6002600 MAINTENANCE EQUIPMENT	0	14,800	2,117	10,000	10,000
6002603 DPW BUILDING AND GROUNDS EQUIP	0	0	0	150	150
6002700 KITCHEN AND DINING ROOM EQUIPM	0	15,487	0	13,000	13,000
6002701 LAUNDRY AND CLEANING EQUIPMENT	0	2,500	5,558	1,595	1,595
6002703 OTHER INSTITUTIONAL EQUIPMENT	0	300	0	300	300
6002704 PHOTOGRAPHIC EQUIPMENT	0	59,546	0	50,000	50,000

BROOME COUNTY GOVERNMENT
 REVENUE AND APPROPRIATION SUMMARY
 BY DEPARTMENT AND DIVISION

FUND: 2050 WPNH Operating
 DEPT: 27000000 Willow Point
 DIV: 03 Willow Point-Cleanliness/Safety

Account	2015 Actuals	2016 Budget	2016 YTD Actuals As of 08/29/16	2017 Budget Requested	2017 Budget Recommended
6002709 OTHER OPERATIONAL EQUIPMENT	0	56,580	41,430	48,925	48,925
0000020 Equipment and Capital Outlay Totals	0	149,213	49,105	193,970	193,970
0000040 Contractual Expenditures					
6004012 OFFICE SUPPLIES	283	300	114	300	300
6004021 BLDG MAINTENANCE SUPPLIES	27,228	69,606	14,102	67,500	67,500
6004022 FUEL AND HEATING SUPPLIES	101,900	165,182	56,468	120,000	120,000
6004023 BLDG AND GROUNDS SUPPLIES	48,995	53,100	31,840	63,000	63,000
6004032 HSLD LAUNDRY & CLEANING SUPPLI	40,312	40,000	12,263	47,200	47,200
6004048 MISC OPERATIONAL SUPPLIES	10,059	9,650	5,779	11,150	11,150
6004054 SAFETY SUPPLIES	931	1,640	777	2,160	2,160
6004061 ENVIRONMENTAL HEALTH SUPPLIES	182,161	209,000	83,531	209,000	209,000
6004062 MEDICAL LAB & CLINIC SUPPLIES	320	7,875	3,609	9,000	9,000
6004112 BLDG GROUNDS AND EQUIP REPAIR	40,080	55,750	26,493	62,250	62,250
6004113 WATER AND SEWAGE CHARGES	77,601	85,000	35,160	85,000	85,000
6004115 ELECTRIC CURRENT	188,120	249,000	69,642	210,000	210,000
6004116 TAXES	3,536	4,100	3,544	4,100	4,100
6004117 BUILDING AND GROUNDS EXPENSES	88,541	146,525	29,724	150,200	150,200
6004121 LAUNDRY AND DRY CLEANING EXPEN	264,565	301,367	117,026	300,000	300,000
6004138 OTHER OPERATIONAL EXPENSES	1,713	0	1,465	1,800	1,800
6004191 OUTSIDE RENTALS-MACHINERY	935	3	419	600	600
6004192 SOFTWARE MAINTENANCE	500	0	0	0	0
6004196 COPYING MACHINE RENTALS	1,176	1,176	588	1,176	1,176
6004594 LOSS ON DISPOSITION OF ASSETS	2,908	0	0	0	0
0000040 Contractual Expenditures Totals	1,081,864	1,399,274	492,544	1,344,436	1,344,436
0000041 Chargeback Expenses					
6004609 DATA PROCESSING CHARGEBACKS	0	500	0	0	0
6004614 OTHER CHARGEBACK EXPENSES	282	2,000	1,026	2,000	2,000
6004615 GASOLINE CHARGEBACK	47	6,200	0	3,613	3,613
6004616 FLEET SERVICE CHARGEBACK	6,693	8,814	485	9,469	9,469
6004619 BUILDING SERVICE CHARGEBACK	79,042	125,000	2,291	129,000	129,000
0000041 Chargeback Expenses Totals	86,064	142,514	3,802	144,082	144,082
0000080 Employee Benefits					
6008001 STATE RETIREMENT	45,206	203,994	90,842	205,883	205,883
6008002 SOCIAL SECURITY	80,759	95,254	31,741	99,379	99,379

REPORT:BP033

BROOME COUNTY GOVERNMENT
REVENUE AND APPROPRIATION SUMMARY
BY DEPARTMENT AND DIVISION

FUND: 2050 WPNH Operating
DEPT: 27000000 Willow Point
DIV: 03 Willow Point-Cleanliness/Safety

Account	2015 Actuals	2016 Budget	2016 YTD Actuals As of 08/29/16	2017 Budget Requested	2017 Budget Recommended
6008004 WORKERS COMPENSATION	12,063	17,917	0	16,056	16,056
6008006 LIFE INSURANCE	524	615	270	590	590
6008007 HEALTH INSURANCE	273,814	319,178	145,294	334,856	334,856
6008009 RETIREE HEALTH INSURANCE	160,235	165,020	74,973	149,616	149,616
6008010 DISABILITY INSURANCE	2,523	3,800	1,222	3,393	3,393
6008011 UNEMPLOYMENT INSURANCE	46	0	100	100	100
6008015 PENSION EXPENSE	32,337	0	0	0	0
0000080 Employee Benefits Totals	607,507	805,778	344,442	809,873	809,873
Exp Total for Div: 2703	2,913,031	3,731,520	1,346,417	3,786,637	3,786,637
Total for Div: 27000000	-2,912,278	-3,731,120	-1,346,417	-3,786,137	-3,786,137

Willow Point Nursing Home

Social Programs

Description

The Social Work team is led by a **Senior Social Worker**. This position was developed in 2014 to assist in providing leadership and guidance to the four (4) **Social Work Assistants**. A Part Time Social Work Assistant was added in 2016 to better serve the projected increase in short term Rehab Residents. The Senior Social Worker reports directly to the Administrator.

The Social Services staff supports residents adjusting to living at Willow Point, helping them to achieve the highest practicable quality of psychosocial, emotional and spiritual life, and arranging for services to meet these needs.

The Therapeutic Recreational Services Department is directly overseen by the Director of Therapeutic Recreational Services. The Leisure Time Activities Leaders provide an ongoing program of activities designed to meet the interests and the physical, mental, and psychosocial well-being of each resident. These programs include large and small groups and one-on-one activities involving all ages, interests and abilities. The Department is now responsible for the Volunteer Program, Gift Shop and the contract Hair Care Services.

2017 Objectives

Enhance facility staff knowledge of social work services and how to create an effective system of referrals.

Re-orient to the MDS process and QIS survey.

Provide an ongoing program of Activities that enhance our elder's lives. By creating a blend of meaningful, stimulating & enriching an array of activity programming.

Willow Point Nursing Home/Social Programs 27070104 27070304

As of
7/5/2016

<u>Title of Position</u>	<u>Grade/Unit</u>	2015 <u>Actuals</u>	Current <u>Authorized</u>	2017 <u>Requested</u>	2017 <u>Recommended</u>
<u>Full-Time Positions</u>					
Director of NH Social Services	21 BAPA	0	0	1	1
Director Therapeutic Recreational Services	16 BAPA	1	1	1	1
Senior Social Worker Assistant	16 CSEA	1	1	0	0
Social Work Assistant	14 CSEA	4	4	4	4
Leisure Time Activities Leader	7 CSEA	6	7	7	7
Total Full-Time Positions		12	13	13	13
<u>Part-Time Positions</u>					
Social Work Assistant	14 CSEA	0	1	1	1
Total Part-Time Positions		0	1	1	1
Total Positions		12	14	14	14

REPORT:BP033

BROOME COUNTY GOVERNMENT
 REVENUE AND APPROPRIATION SUMMARY
 BY DEPARTMENT AND DIVISION

FUND: 2050 WPNH Operating
 DEPT: 27000000 Willow Point
 DIV: 07 Willow Point-Social Programs

Account	2015 Actuals	2016 Budget	2016 YTD Actuals As of 08/29/16	2017 Budget Requested	2017 Budget Recommended
0000002 Departmental Income					
5000109 CABLE TV	8,495	8,900	1,495	7,830	7,830
0000002 Departmental Income Totals	8,495	8,900	1,495	7,830	7,830
Rev Total for Div: 2707	8,495	8,900	1,495	7,830	7,830
0000010 Personnel Service					
6001000 SALARIES FULL-TIME	433,269	475,791	171,331	478,381	478,381
6001001 SALARIES PART-TIME	13	16,865	7,337	16,790	16,790
6001002 SALARIES TEMPORARY	3,387	0	0	0	0
6001003 SALARIES OVERTIME	11,453	5,630	11,077	20,085	20,085
6001004 SALARIES SHIFT DIFFERENTIAL	0	34	0	47	47
6001012 HOLIDAY OVERTIME PAY	602	490	154	1,768	1,768
0000010 Personnel Service Totals	448,724	498,810	189,899	517,071	517,071
0000020 Equipment and Capital Outlay					
6002401 OFFICE FURNITURE	0	600	0	279	279
6002702 RECREATIONAL EQUIPMENT	0	0	0	800	800
0000020 Equipment and Capital Outlay Totals	0	600	0	1,079	1,079
0000040 Contractual Expenditures					
6004010 BOOKS AND SUBSCRIPTIONS	60	75	0	75	75
6004012 OFFICE SUPPLIES	250	550	392	750	750
6004030 FOOD AND BEVERAGES	802	2,000	356	2,500	2,500
6004053 RECREATIONAL AND ACTIVITY SUPP	3,864	2,750	1,492	3,025	3,025
6004105 DUES AND MEMBERSHIPS	53	660	42	660	660
6004125 RELIGIOUS EXPENSES	3,000	3,000	1,250	3,000	3,000
6004126 RECREATIONAL AND ACTIVITY EXPE	14,482	15,080	7,344	25,080	25,080
6004131 PHOTOGRAPHIC EXPENSES	0	50	0	50	50
6004138 OTHER OPERATIONAL EXPENSES	435	475	581	475	475
6004143 TRANSPORTATION SERVICES	1,021	1,400	762	1,400	1,400
6004162 EDUCATION AND TRAINING	179	400	0	1,400	1,400
6004191 OUTSIDE RENTALS-MACHINERY	0	100	0	200	200

REPORT:BP033

BROOME COUNTY GOVERNMENT
REVENUE AND APPROPRIATION SUMMARY
BY DEPARTMENT AND DIVISION

FUND: 2050 WPNH Operating
DEPT: 27000000 Willow Point
DIV: 07 Willow Point-Social Programs

Account	2015 Actuals	2016 Budget	2016 YTD Actuals As of 08/29/16	2017 Budget Requested	2017 Budget Recommended
6004255 CONTRACTED SERVICES	3,440	5,400	0	0	0
6004573 OTHER FEES FOR SERVICES	4,500	5,000	2,093	5,000	5,000
0000040 Contractual Expenditures Totals	32,086	36,940	14,312	43,615	43,615
0000080 Employee Benefits					
6008001 STATE RETIREMENT	20,272	84,250	37,753	78,726	78,726
6008002 SOCIAL SECURITY	31,603	38,161	13,329	39,556	39,556
6008004 WORKERS COMPENSATION	18,112	15,495	0	16,662	16,662
6008006 LIFE INSURANCE	177	210	98	210	210
6008007 HEALTH INSURANCE	116,780	147,965	50,077	114,776	114,776
6008009 RETIREE HEALTH INSURANCE	80,127	79,071	39,554	79,077	79,077
6008010 DISABILITY INSURANCE	781	1,235	410	1,044	1,044
6008011 UNEMPLOYMENT INSURANCE	229	0	0	5,204	5,204
6008015 PENSION EXPENSE	12,755	0	0	0	0
0000080 Employee Benefits Totals	280,836	366,387	141,221	335,255	335,255
Exp Total for Div: 2707	761,646	902,737	345,432	897,020	897,020
Total for Div: 27000000	-753,151	-893,837	-343,937	-889,190	-889,190

Willow Point Nursing Home

Ancillaries

Mission Statement

Ancillary Programs provide an array of required rehabilitation services and programs designed to address issues of pain and debility, striving to maintain optimal functional levels.

Description

The Physical Therapy Department provides evaluations and treatments that are designed to restore and maintain the physical functions that have been lost or impaired, such as the ability to walk or stand. Techniques used include gait and balance training, manual skills and therapeutic exercise. The Department also addresses the causes of pain, wound issues, and community re-entry concerns.

The Occupational Therapy Department provides treatment and training programs designed to restore and maintain residents' ability to function independently. These abilities include activities of daily living, self-care retraining, eye-hand coordination, strength and walk tolerance, range of motion, cognitive processing and home skills. Treatments include the use of assistive and adaptive devices, orthotic and prosthetic devices, positioning, sensory stimulation, reality orientation, visual perceptual training, and therapeutic activities and exercises, activities of daily living/self-care retraining, and cognitive processing activities.

The Speech and Language Pathologist performs evaluations of hearing and speech disorders, as well as addresses concerns with swallowing dysfunction and diet management. Therapy may be recommended to improve communication of speech and language or to provide an alternative means of communication. In-services are provided by a licensed audiologist or licensed speech-language pathologist.

All of these therapies are provided through a contract with Health Pro Rehabilitation.

The facility contracts with a Pharmacy that provides all necessary medications for each resident on a unit dose bases. Services also cover a monthly review by a Pharmacist for policy review, resident drug review, survey of stock drugs, and handling of controlled medications.

A part-time dentist is under contract to provide dental care to residents and in-service to the staff. A full dental office is maintained at Willow Point Nursing Home.

2017 Objectives

- Continue to proactively address the needs of the resident population to support maximum functional recovery;
- Operate efficiently within budget allowance to meet equipment needs;
- Operate effectively within the most current requirements of third party payors,
- Maintain productivity of line clinicians at 75% or better.
- Provide therapy services up to six times per week addressing rehabilitative need more comprehensively.

REPORT:BP033

BROOME COUNTY GOVERNMENT
REVENUE AND APPROPRIATION SUMMARY
BY DEPARTMENT AND DIVISION

FUND: 2050 WPNH Operating
DEPT: 27000000 Willow Point
DIV: 02 Willow Point-Ancillaries

Account	2015 Actuals	2016 Budget	2016 YTD Actuals As of 08/29/16	2017 Budget Requested	2017 Budget Recommended
0000020 Equipment and Capital Outlay					
6002401 OFFICE FURNITURE	0	11,998	0	0	0
6002502 LIBRARY EQUIPMENT	0	3,526	0	0	0
6002505 HOSPITAL MEDICAL AND LAB EQUIP	0	44,010	15,706	18,405	18,405
0000020 Equipment and Capital Outlay Totals	0	59,534	15,706	18,405	18,405
0000040 Contractual Expenditures					
6004062 MEDICAL LAB & CLINIC SUPPLIES	29,882	69,463	18,467	67,750	67,750
6004064 UNIT DOSAGE SNF	403,526	480,000	85,959	480,000	480,000
6004105 DUES AND MEMBERSHIPS	0	200	200	200	200
6004123 MEDICAL HOSPITAL AND LAB EXPEN	1,650	2,319	568	1,500	1,500
6004136 OPERATIONAL EQUIPMENT REPAIRS	0	600	0	600	600
6004402 LAB SERVICES	75,038	120,000	30,851	120,000	120,000
6004405 REHAB AND THERAPY SERVICES	1,023,705	1,072,000	250,947	1,170,000	1,170,000
6004411 PHYSICIAN SERVICES	63,559	63,200	31,596	64,200	64,200
6004413 OTHER HEALTH AND MEDICAL SERVI	-57	0	0	0	0
6004573 OTHER FEES FOR SERVICES	64,511	111,494	13,709	99,000	99,000
6004594 LOSS ON DISPOSITION OF ASSETS	828	0	0	0	0
0000040 Contractual Expenditures Totals	1,662,642	1,919,276	432,297	2,003,250	2,003,250
0000080 Employee Benefits					
6008004 WORKERS COMPENSATION	37	0	0	0	0
6008009 RETIREE HEALTH INSURANCE	54,273	57,237	25,035	50,056	50,056
0000080 Employee Benefits Totals	54,310	57,237	25,035	50,056	50,056
Exp Total for Div: 2702	1,716,952	2,036,047	473,038	2,071,711	2,071,711
Total for Div: 27000000	-1,716,952	-2,036,047	-473,038	-2,071,711	-2,071,711

BROOME COUNTY GOVERNMENT
 REVENUE AND APPROPRIATION SUMMARY
 BY DEPARTMENT AND DIVISION

FUND: 2050 WPNH Operating
 DEPT: 27000000 Willow Point
 DIV: 04 Willow Point-Debt Svc

Account	2015 Actuals	2016 Budget	2016 YTD Actuals As of 08/29/16	2017 Budget Requested	2017 Budget Recommended
0000007 Misc Interfund Revenues					
5000532 PREMIUM & ACCRUED INT ON OBLIG	20,737	0	17,257	0	0
0000007 Misc Interfund Revenues Totals	20,737	0	17,257	0	0
0000009 Federal Aid					
5000952 ARRA DEBT REIMBURSEMENT	11,137	11,137	5,599	11,197	11,197
0000009 Federal Aid Totals	11,137	11,137	5,599	11,197	11,197
Rev Total for Div: 2704	31,874	11,137	22,856	11,197	11,197
0000040 Contractual Expenditures					
6004504 OTHER FINANCIAL SERVICES	1,283	1,074	559	982	982
0000040 Contractual Expenditures Totals	1,283	1,074	559	982	982
0000060 Principal on Indebtedness					
6006000 PRINCIPAL ON SERIAL BONDS	0	131,841	0	137,302	137,302
6006001 PRINCIPAL ON BANS	0	294,706	0	310,837	310,837
0000060 Principal on Indebtedness Totals	0	426,547	0	448,139	448,139
0000070 Interest on Indebtedness					
6007000 INTEREST ON SERIAL BONDS	63,594	58,109	30,373	52,595	52,595
6007001 INTEREST ON BANS	30,077	32,555	32,555	35,363	35,363
0000070 Interest on Indebtedness Totals	93,671	90,664	62,928	87,958	87,958
Exp Total for Div: 2704	94,954	518,285	63,487	537,079	537,079

REPORT:BP033

BROOME COUNTY GOVERNMENT
REVENUE AND APPROPRIATION SUMMARY
BY DEPARTMENT AND DIVISION

FUND: 2050 WPNH Operating
DEPT: 27000000 Willow Point
DIV: 04 Willow Point-Debt Svc

Account	2015 Actuals	2016 Budget	2016 YTD Actuals As of 08/29/16	2017 Budget Requested	2017 Budget Recommended
Total for Div: 27000000	-63,080	-507,148	-40,631	-525,882	-525,882

REPORT:BP033

BROOME COUNTY GOVERNMENT
REVENUE AND APPROPRIATION SUMMARY
BY DEPARTMENT AND DIVISION

FUND: 2050 WPNH Operating
DEPT: 27000000 Willow Point
DIV: 09 Willow Point-Intergovt Transfers

Account	2015 Actuals	2016 Budget	2016 YTD Actuals As of 08/29/16	2017 Budget Requested	2017 Budget Recommended
0000007 Misc Interfund Revenues					
5000567 IGT REVENUE	0	4,546,743	0	4,000,000	4,000,000
0000007 Misc Interfund Revenues Totals	0	4,546,743	0	4,000,000	4,000,000
Rev Total for Div: 2709	0	4,546,743	0	4,000,000	4,000,000
Total for Div: 27000000	0	4,546,743	0	4,000,000	4,000,000

REPORT:BP033

BROOME COUNTY GOVERNMENT
REVENUE AND APPROPRIATION SUMMARY
BY DEPARTMENT AND DIVISION

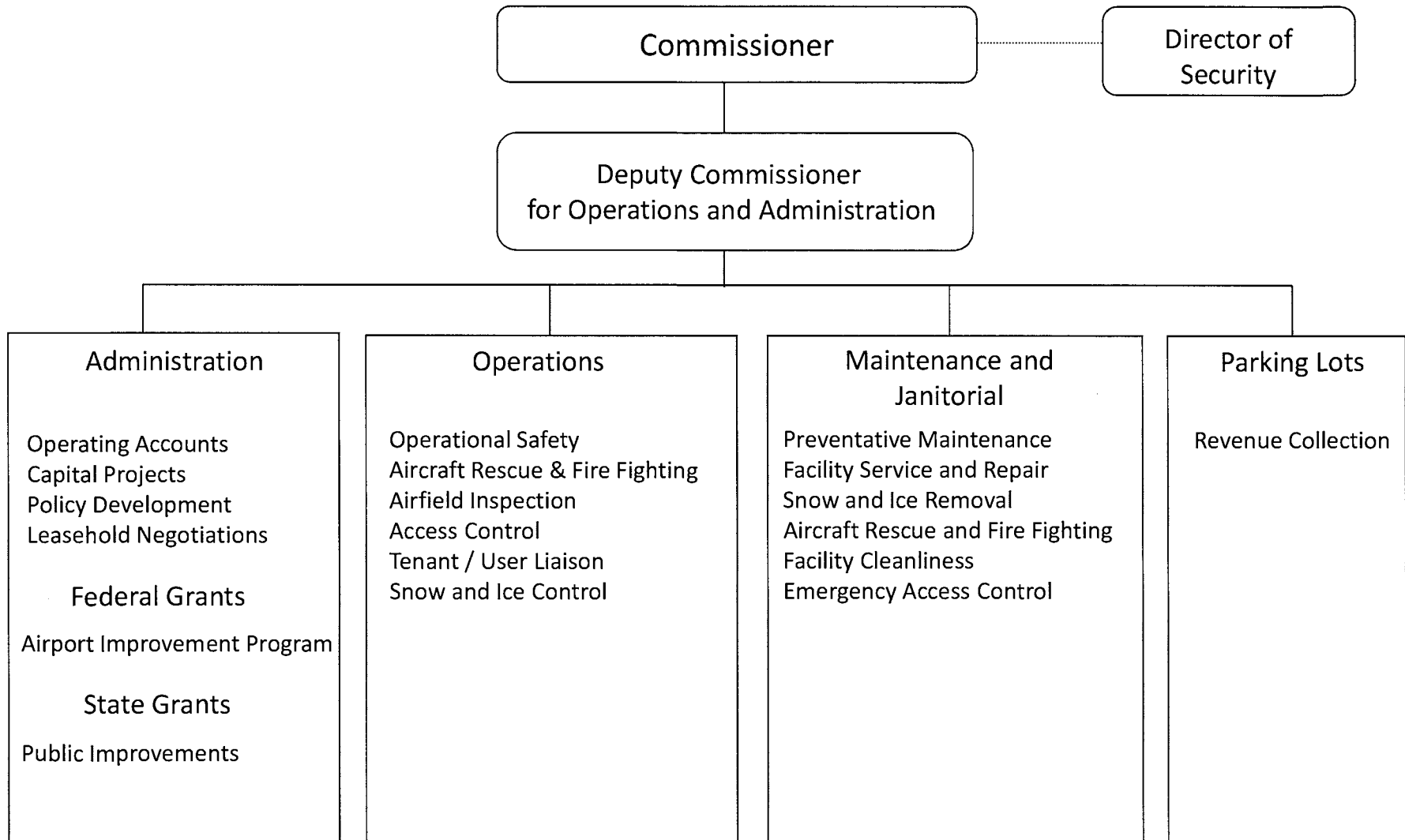
FUND: 2050 WPNH Operating
DEPT: 27000000 Willow Point
DIV: 09 Willow Point-Intergovt Transfers

Account	2015 Actuals	2016 Budget	2016 YTD Actuals As of 08/29/16	2017 Budget Requested	2017 Budget Recommended
Total for Dept: 27000000	-3,758,022	-94,596	-978,748	382,060	382,060

Transportation

<u>Department/Division</u>	<u>Page</u>
Aviation	284
Highways	
County Roads	292
Road Machinery	301
Public Transportation (Transit)	306

Aviation



Aviation

Mission Statement

BGM strives to be a regional economic partner dedicated to providing exceptional value to our customers and the community through convenient transportation services and modern facilities that consistently exceed expectations.

Description

The operation of the airport is provided for in Article X of the Broome County Charter. The airport is regulated by the Federal Aviation Administration and the Transportation Security Administration under Title 14 of the code of Federal Regulations, as well as various other state and federal authorities involving safety, environmental, and funding concerns.

The Department maintains two intersecting runways, twelve taxiways, three aircraft aprons, and all required lighting/signage. The department also maintains; a 74,000 square foot passenger terminal, three large aircraft hangars, 20 T-hangars, a 7,500 square foot aircraft/rescue/fire-fighting facility, a 24,000 square foot maintenance building, and a 70,000 gallon fuel farm. Additionally the Department is responsible for the roadway serving the facility, water /sewer services, and a total of 900 parking spaces in the public, car rental, and employee parking lots.

Three (3) airlines, Delta Connection, United Express, and American Airlines currently provide service at the airport and their activities are complimented by FAA Air Traffic and Facilities Office, a Transportation Security Administration Office, a Civil Air Patrol office, United States Customs and Border Patrol Office, three (3) car rental agencies, a restaurant, ground transportation services, National

Weather Service Office, and First Air - a provider of general/business aviation services.

2017 Budget Objectives

- To meet and maintain our high standards of providing a safe, secure and efficient air transportation facility;
- Continue our program that is focused on preparing designated airport property for aeronautical and non-aeronautical business development. We shall also aggressively pursue new airport tenants to ensure long term airport budget stability and affordable operating rates for the airport users;
- To maintain and build upon the current level of commercial air service and passenger traffic through air service/airport marketing campaigns to ensure that the services provided at our facility meet the needs of the community and promote the use of the Greater Binghamton Airport;
- Focus on non-traditional sources of revenue, land development, terminal advertising, non-airline tenants

2017 Budget Highlights

- Funding of appropriations for airport marketing and air service development activities with an emphasis on new air service through SCASD grant
- Achieve personnel efficiencies through retirements and shared services with other Departments.
- Continuation of the US Customs program through the support of the Industrial Development Agency
- Re-evaluation of debt service program
- United Express will cease operations in November 2016 which will have a significant negative impact on the 2017 budget.

Aviation 28010005

<u>Title of Position</u>	<u>Grade/Unit</u>	<u>2015 Actuals</u>	<u>As of 7/5/2016 Current Authorized</u>	<u>2017 Requested</u>	<u>2017 Recommended</u>
<u>Full-Time Positions</u>					
Commissioner of Aviation	H Admin	1	1	1	1
Deputy Commissioner of Aviation for Operations & Admin	E Admin	1	1	1	1
Senior Operations Specialist	17 CSEA	1	1	1	1
Airport Maintenance Supervisor	16 BAPA	1	1	1	1
Airport Parking Manager	9 BAPA	1	1	1	1
Airport Operations Specialist/Trainee	15/14 CSEA	4	4	4	4
Airport Equipment Mechanic	14 CSEA	1	1	1	1
Airport Maintenance Mechanic	11 CSEA	6	6	6	6
Account Clerk	7 CSEA	1	1	1	1
Airport Custodial Worker	7 CSEA	3	3	3	3
Total Full-Time Positions		20	20	20	20
<u>Part-Time Positions</u>					
Parking Attendant	6 CSEA	2	2	2	2
Total Part-Time Positions		2	2	2	2
Total Positions		22	22	22	22

BROOME COUNTY GOVERNMENT
 REVENUE AND APPROPRIATION SUMMARY BY DEPARTMENT

FUND: 2010 Aviation Operating
 DEPT: 28000000 Aviation

Account	2015 Actuals	2016 Budget	2016 YTD Actuals As of 08/29/16	2017 Budget Requested	2017 Budget Recommended
0000002 Departmental Income					
5000118 FEES FOR SERVICES	-80	0	0	0	0
5000126 FARES & FEES	88,904	120,000	49,331	120,000	120,000
5000129 RENTAL CAR CONCESSION FEES	416,888	390,000	155,215	396,940	396,940
5000130 RESTAURANT/LOUNGE CONCESSION F	0	500	0	4,200	4,200
5000133 ADVERTISING FEES	53,861	50,000	46,578	50,050	50,000
5000136 SPACE RENTAL-AIRLINES	978,330	1,014,700	407,637	704,255	704,255
5000137 SPACE RENTAL-OTHER	161,173	160,120	67,003	160,120	160,120
5000139 MISC TERMINAL AREA INCOME	6,690	6,589	3,430	6,598	6,598
5000140 LANDING FEES - SIGNATORY	220,732	321,750	82,065	261,679	261,679
5000141 LANDING FEES - NON-SIGNATORY	21,028	20,000	5,980	15,000	15,000
5000142 FUEL FLOWAGE FEE	17,639	26,500	6,139	18,508	18,508
5000144 HANGAR RENTAL	257,676	282,758	121,346	282,758	282,758
5000145 HANGAR TAX REIMBURSEMENT	19,757	76,220	19,731	78,506	78,506
5000146 AIRCRAFT T-HANGAR RENTAL	37,335	46,440	16,125	46,440	46,440
5000149 SERVICE CTR/STORAGE/WASH RACK	25,734	57,600	14,033	38,400	38,400
5000195 FACILITY RENTALS	2,867	8,400	1,481	12,000	12,000
5000196 GROUND RENTALS	29,622	32,851	13,465	33,836	33,836
5000197 PARKING OPER CONCESSIONS	796,102	885,600	371,601	691,975	691,975
5000201 MISC ADMIN AND OTHER INCOME	5,557	6,500	7,896	6,500	6,500
5000333 OTHER DEPARTMENTAL CHARGEBACK	25,676	0	0	0	0
5000428 OTHER CHARGES	1,388	3,550	759	4,300	4,300
0000002 Departmental Income Total	3,166,879	3,510,078	1,389,815	2,932,065	2,932,015
0000003 Use of Money					
5000451 INTEREST AND EARNINGS	479	430	236	430	430
5000460 RENTAL OF REAL PROPERTY INDIVI	15,600	22,100	6,500	15,600	15,600
5000461 RENTAL OF REAL PROP-OTHER GOVT	2,614	0	1,634	0	0
5000470 VENDING MACHINE	0	300	0	300	300
0000003 Use of Money Total	18,693	22,830	8,370	16,330	16,330
0000007 Misc Interfund Revenues					
5000532 PREMIUM & ACCRUED INT ON OBLIG	37,932	0	37,359	0	0
5000534 TRANSFER FROM INSURANCE RESERV	88,800	0	0	0	0
5000537 PASSENGER FACILITIES CHARGES	322,425	16,400	18,900	15,000	15,000
5000539 CONSOLIDATED FACILITIES CHARGE	233,231	136,930	132,617	148,107	148,107
5000545 CREDIT CARD REBATES	69	0	266	0	0
5000562 TRANSFER FROM GENERAL FUND	549,773	285,386	285,386	898,730	898,730
5000570 EARNINGS ON TEMPORARY INVESTME	1,151	0	0	0	0

REPORT:BP032

BROOME COUNTY GOVERNMENT
REVENUE AND APPROPRIATION SUMMARY BY DEPARTMENT

FUND: 2010 Aviation Operating
DEPT: 28000000 Aviation

Account	2015 Actuals	2016 Budget	2016 YTD Actuals As of 08/29/16	2017 Budget Requested	2017 Budget Recommended
0000007 Misc Interfund Revenues Total	1,233,381	438,716	474,528	1,061,837	1,061,837
0000008 State Aid					
5000806 CAPITAL PROJECTS	12,073	0	0	0	0
5000851 AIRPORT STATE AID-CAPITAL PROJ	169,020	0	0	0	0
0000008 State Aid Total	181,093	0	0	0	0
0000009 Federal Aid					
5000920 AIRPORT - CAPITAL PROJECTS	1,424,336	0	0	0	0
5000922 OTHER FEDERAL AID	0	0	0	25,000	25,000
5000952 ARRA DEBT REIMBURSEMENT	28,196	28,202	8,211	28,354	28,354
0000009 Federal Aid Total	1,452,532	28,202	8,211	53,354	53,354
Rev Totals for Dept: 28000000	6,052,578	3,999,826	1,880,924	4,063,586	4,063,536
0000010 Personnel Service					
6001000 SALARIES FULL-TIME	927,140	932,014	334,564	951,204	951,204
6001001 SALARIES PART-TIME	46,377	46,654	21,671	49,099	49,099
6001002 SALARIES TEMPORARY	45,054	56,778	24,571	40,746	40,746
6001003 SALARIES OVERTIME	115,257	110,000	38,115	110,000	110,000
6001004 SALARIES SHIFT DIFFERENTIAL	5,847	6,235	3,458	6,235	6,235
6001008 STAND-BY PAY	14,187	19,000	4,736	19,000	19,000
6001009 OTHER PERSONNEL SERVICES	9,619	8,500	4,651	8,500	8,500
0000010 Personnel Service Totals	1,163,481	1,179,181	431,766	1,184,784	1,184,784
0000040 Contractual Expenditures					
6004000 MAT & SUPPLIES-SURFACE TREAT	0	10,000	10,005	10,000	10,000
6004001 MAT & SUPPLIES-SIGNS & POSTS	0	20,000	23,990	33,210	33,210
6004002 MAT & SUPPLIES-PAINT	16,048	0	0	0	0
6004005 SNOW REMOVAL MATERIALS & SUPPL	50,298	85,000	32,865	84,000	84,000
6004010 BOOKS AND SUBSCRIPTIONS	673	625	0	0	0

REPORT:BP032

BROOME COUNTY GOVERNMENT
 REVENUE AND APPROPRIATION SUMMARY BY DEPARTMENT

FUND: 2010 Aviation Operating
 DEPT: 28000000 Aviation

Account	2015 Actuals	2016 Budget	2016 YTD Actuals As of 08/29/16	2017 Budget Requested	2017 Budget Recommended
6004012 OFFICE SUPPLIES	2,005	1,500	646	1,500	1,500
6004021 BLDG MAINTENANCE SUPPLIES	17,032	16,000	9,224	27,425	27,425
6004022 FUEL AND HEATING SUPPLIES	104,610	127,850	43,648	115,000	115,000
6004023 BLDG AND GROUNDS SUPPLIES	64,091	42,372	12,503	17,000	17,000
6004030 FOOD AND BEVERAGES	1,056	500	198	1,500	1,500
6004040 MOTOR EQUIPMENT SUPPLIES	40,418	29,500	10,640	29,500	29,500
6004045 TRAINING AND EDUCATIONAL SUPPL	0	350	0	350	350
6004046 GAS OIL GREASE AND DIESEL FUEL	46,928	48,000	11,284	45,150	45,150
6004047 TIRES AND TUBES	1,761	6,000	1,354	4,000	4,000
6004048 MISC OPERATIONAL SUPPLIES	18,582	15,504	2,082	16,524	16,524
6004052 UNIFORMS	3,745	4,200	1,285	4,176	4,176
6004054 SAFETY SUPPLIES	795	600	400	1,700	1,700
6004055 COMPUTER SOFTWARE AND SUPPLIES	51	0	0	0	0
6004100 POSTAGE AND FREIGHT	310	900	386	900	900
6004101 TELEPHONE	988	1,400	484	1,100	1,100
6004105 DUES AND MEMBERSHIPS	5,085	5,125	4,885	5,110	5,110
6004111 BUILDING AND LAND RENTAL	89,622	89,622	44,811	0	0
6004112 BLDG GROUNDS AND EQUIP REPAIR	57,091	29,443	9,784	39,000	39,000
6004113 WATER AND SEWAGE CHARGES	62,895	80,000	24,047	80,000	80,000
6004114 HEATING AND AIR COND PLANT EXP	5,226	8,000	5,226	8,500	8,500
6004115 ELECTRIC CURRENT	234,791	225,940	108,410	241,500	241,500
6004116 TAXES	96,383	108,379	28,187	107,854	107,854
6004117 BUILDING AND GROUNDS EXPENSES	38,209	36,750	12,630	31,084	31,084
6004130 MOTOR EQUIP REPAIRS AND MAINT	295	1,000	68	1,000	1,000
6004133 UNIFORM AND CLOTHING ALLOWANCE	742	0	148	0	0
6004136 OPERATIONAL EQUIPMENT REPAIRS	1,599	3,500	0	2,000	2,000
6004137 ADVERTISING AND PROMOTION EXPE	47,191	50,000	14,055	50,000	50,000
6004138 OTHER OPERATIONAL EXPENSES	76,260	28,503	36,650	32,000	32,000
6004146 SUBCONTRACTED PROGRAM EXPENSE	130,993	134,438	70,328	134,438	134,438
6004147 OTHER PROGRAM EXPENSE	27,795	10,000	0	15,000	15,000
6004160 MILEAGE AND PARKING-LOCAL	191	300	0	200	200
6004161 TRAVEL HOTEL AND MEALS	4,406	6,000	2,424	5,000	5,000
6004162 EDUCATION AND TRAINING	7,861	9,600	6,240	8,800	8,800
6004165 ADVISORY BD/TRUSTEES EXPENSES	1,655	1,700	574	1,700	1,700
6004196 COPYING MACHINE RENTALS	1,237	2,700	1,176	2,400	2,400
6004200 PROPERTY LOSS	88,800	0	0	0	0
6004255 CONTRACTED SERVICES	0	10,000	8,250	15,000	15,000
6004504 OTHER FINANCIAL SERVICES	18,567	17,719	6,581	17,485	17,485
6004580 BAD DEBT EXPENSE	-14,049	0	0	0	0
0000040 Contractual Expenditures Totals	1,352,236	1,269,020	545,468	1,191,106	1,191,106

REPORT:BP032

BROOME COUNTY GOVERNMENT
REVENUE AND APPROPRIATION SUMMARY BY DEPARTMENT

FUND: 2010 Aviation Operating
DEPT: 28000000 Aviation

Account	2015 Actuals	2016 Budget	2016 YTD Actuals As of 08/29/16	2017 Budget Requested	2017 Budget Recommended
0000041 Chargeback Expenses					
6004602 INSURANCE PREMIUM CHARGEBACK	115,375	115,181	57,590	108,010	108,010
6004604 DPW SECURITY CHARGEBACKS	95,163	108,173	27,043	123,124	123,124
6004614 OTHER CHARGEBACK EXPENSES	916	970	750	1,147	1,147
6004619 BUILDING SERVICE CHARGEBACK	4,565	10,000	475	10,000	10,000
6004634 Indirect Costs - Excess of Bud	280,198	0	0	0	0
0000041 Chargeback Expenses Totals	496,217	234,324	85,858	242,281	242,281
0000042 Depreciation					
6004801 DEPRECIATION - BUILDINGS	1,199,388	0	0	0	0
6004803 DEPRECIATION - IMPROV O/T BLDG	3,085,874	0	0	0	0
6004804 DEPRECIATION - MOTOR VEHICLES	49,955	0	0	0	0
6004805 DEPRECIATION - MACHINERY & EQU	19,141	0	0	0	0
0000042 Depreciation Totals	4,354,358	0	0	0	0
0000060 Principal on Indebtedness					
6006000 PRINCIPAL ON SERIAL BONDS	0	273,243	0	284,263	284,263
6006001 PRINCIPAL ON BANS	0	183,709	0	272,125	272,125
0000060 Principal on Indebtedness Totals	0	456,952	0	556,388	556,388
0000070 Interest on Indebtedness					
6007000 INTEREST ON SERIAL BONDS	142,076	139,136	41,842	133,100	133,100
6007001 INTEREST ON BANS	12,753	57,746	19,934	75,754	75,754
6007005 INTEREST ON CAPITAL LEASE	191	0	0	0	0
0000070 Interest on Indebtedness Totals	155,020	196,882	61,776	208,854	208,854
0000080 Employee Benefits					
6008001 STATE RETIREMENT	46,291	201,602	86,392	189,920	189,920
6008002 SOCIAL SECURITY	83,608	90,207	31,484	90,636	90,636
6008004 WORKERS COMPENSATION	14,139	8,340	4,170	8,310	8,310
6008006 LIFE INSURANCE	327	330	159	330	330
6008007 HEALTH INSURANCE	252,828	252,168	114,112	282,149	282,149
6008008 OPEB - HEALTH INSURANCE	111,960	0	0	0	0
6008009 RETIREE HEALTH INSURANCE	117,009	118,425	52,011	107,038	107,038
6008010 DISABILITY INSURANCE	1,393	1,710	591	1,740	1,740

REPORT:BP032

BROOME COUNTY GOVERNMENT
REVENUE AND APPROPRIATION SUMMARY BY DEPARTMENT

FUND: 2010 Aviation Operating
DEPT: 28000000 Aviation

Account	2015 Actuals	2016 Budget	2016 YTD Actuals As of 08/29/16	2017 Budget Requested	2017 Budget Recommended
6008015 PENSION EXPENSE	53,540	0	0	0	0
0000080 Employee Benefits Totals	681,095	672,782	288,919	680,123	680,123
Exp Totals for Dept: 28000000	8,202,407	4,009,141	1,413,787	4,063,536	4,063,536
Total for Dept: 28000000	-2,149,829	-9,315	467,137	50	0

Highway

Commissioner of Public Works, Parks,
Recreation & Youth Services

Deputy Commissioner of Highways

Road Administration

Administration
Interdepartmental Support
Debt Service
Administer Capital Improvement Program

Maintenance

Surface Treatment & Recycling
Resurfacing
Signage
Painting, & Striping
Repair & Maintenance of Roadways
Bridge Repairs

Snow Removal

Snow & Ice Removal Contract
Administration

Maintenance

Repair and Maintain Equipment
Equipment Replacement Capital Program

Public Works, Parks, Recreation & Youth Services Highways (County Roads)

Mission Statement

To provide a highway road system allowing the transportation of people and goods throughout the County, in a cost effective, efficient and professional manner, enhancing community growth, economic well-being and quality of life.

Description

Responsible for the maintenance and up-keep of 343.24 centerline miles of roads. The Highway Division, in conjunction with the Engineering Division, are also responsible for maintaining 105 bridges with spans of twenty (20) feet or more, 130 culverts with diameters ranging from five (5) to twenty (20) feet and 3,500 culverts with diameters of five (5) feet or less. This involves the inspection and evaluation of County roads and bridges, and planning, reconstruction, repair, and maintenance projects.

The Highway Division is responsible for the administration, operation and maintenance of highway bridge and capital projects; this includes road widening and straightening, resurfacing and patching of existing County roads to ensure that maintenance is at required standards and safety levels. Emphasis is also placed on snow and ice control. In case of natural disasters, the division also assists other local municipalities with specialized equipment and expertise.

Revenues attributed to the operation of County Highway Division County Road fund are derived primarily from the sale of supplies

such as road signs, sand/salt mix to other local governments, and highway work permit fees for work completed by utility companies and others in highway right-of-way. State Aid revenues fund the highway operating and capital aid under the State Consolidated Local Highway Assistance Program (CHIPS). An interfund transfer from the general fund is received to balance the Highway Division County Road Fund.

2017 Objectives

- Continue to develop and implement an annual highway maintenance program that will ensure preservation of the existing system at an acceptable level of service and standard of construction and extend the useful life of the existing system.
- In-house design/construction/reconstruction of County highways, as required, utilizing County forces, to conform to acceptable standards of service and construction in accordance with American Association of State Highway and Transportation Officials (AASHTO) Geometric Design and NYSDOT Standard Specifications.
- Rehabilitation of guiderail system to NYSDOT Standards, 40,000 feet of various Broome County roads.
- Preserve the load capacity of County bridges and improve/replace unsafe or inadequate structures in accordance with American Association of State Highway and Transportation Officials (AASHTO) Geometric Design and NYSDOT Geometric Design Policy for Bridges.
- Rehabilitate and stabilize approximately two hundred (200) miles of highway shoulders annually.

- Resurface and/or provide surface treatment, truing, leveling and resurfacing to County highways as required, per industry standard and Broome County ten year policy. Approximately thirty five miles.
- Provide effective 24 hour a day snow and ice control for County roads during the winter season and maintain contracts with various towns for snowplowing and ice control per New York State 24 hour bare road policy.
- Develop a bridge cleaning and maintenance program for County bridges.
- Ensure that legible pavement markings are provided along County highways per the Manual of Uniform Traffic Control Devices.
- Ensure clear sight lines by cutting grass, trees and brush along approximately 700 miles of County right-of-way in accordance with Section 102 of New York State Highway Law.
- Review requests and issue permits for work within right-of-ways by utilities and contractors. This amounts to approximately 80 permits annually.

2017 Budget Highlights

- Maintain safety and condition of County highway system with limited funds.

Public Works, Parks, Recreation & Youth Services 29010205
 Highways(County Roads)

<u>Title of Position</u>	<u>Grade/Unit</u>	As of 7/5/2016			
		<u>2015 Actuals</u>	<u>Current Authorized</u>	<u>2017 Requested</u>	<u>2017 Recommended</u>
<u>Full-Time Positions</u>					
Deputy Commissioner of Public Works/Highway	F Admin	1	1	1	1
Management Associate*	AFSCME	1	1	0	0
Assistant General Highway Supervisor	AFSCME	2	2	2	2
Highway Crew Supervisor	AFSCME	5	5	5	5
Paint Crew Supervisor - DPW	AFSCME	1	1	1	1
Painter - DPW	AFSCME	2	2	2	2
Public Works Office Assistant	AFSCME	1	1	1	1
Highway Clerk	AFSCME	1	1	1	1
Carpenter	AFSCME	1	1	1	1
Assistant Carpenter	AFSCME	1	1	1	1
Laborer **	AFSCME	3	3	2	2
Motor Equipment Operator III	AFSCME	10	10	10	10
Motor Equipment Operator II	AFSCME	18	18	18	18
Motor Equipment Operator I	AFSCME	12	12	12	12
Total Full-Time Positions		59	59	57	57
<u>Part-Time Positions</u>					
None					
Total Part-Time Positions		0	0	0	0
Total Positions		59	59	57	57

* One position unfunded since 2012, abolished in 2017

**One position unfunded since 2012, abolished in 2017

REPORT:BP033

BROOME COUNTY GOVERNMENT
REVENUE AND APPROPRIATION SUMMARY
BY DEPARTMENT AND DIVISION

FUND: 3120 County Road Operating
DEPT: 29000000 Highway
DIV: 01 Highway-County Roads

Account	2015 Actuals	2016 Budget	2016 YTD Actuals As of 08/29/16	2017 Budget Requested	2017 Budget Recommended
29000000 Highway					
0000002 Departmental Income					
5000214 ROADWAY USE FEES	125,036	35,000	59,026	35,000	35,000
5000333 OTHER DEPARTMENTAL CHARGEBACK	22,979	20,000	19,378	20,000	20,000
5000429 SALE OF SUPPLIES TO OTHER GOVT	14,924	10,000	7,632	10,000	10,000
0000002 Departmental Income Totals	162,939	65,000	86,036	65,000	65,000
0000003 Use of Money					
5000451 INTEREST AND EARNINGS	1,267	1,670	914	1,900	1,900
5000462 RENTAL OF EQUIPMENT OTHER GOVT	16,929	20,000	0	20,000	20,000
0000003 Use of Money Totals	18,196	21,670	914	21,900	21,900
0000006 Sale of Prop and Comp for Loss					
5000516 MINOR SALES - PUBLIC WORKS	4,658	4,000	2,112	4,000	4,000
0000006 Sale of Prop and Comp for Loss Totals	4,658	4,000	2,112	4,000	4,000
0000007 Misc Interfund Revenues					
5000530 REFUNDS OF PRIOR YEARS EXPENDI	2,331	0	0	0	0
5000533 UNCLASSIFIED REVENUES	3,725	1,500	0	1,500	1,500
5000534 TRANSFER FROM INSURANCE RESERV	33,127	1,567	2,167	1,567	1,567
5000545 CREDIT CARD REBATES	499	0	298	0	0
5000562 TRANSFER FROM GENERAL FUND	4,794,816	6,769,718	6,769,718	6,180,433	6,180,433
5000563 TRANSFER FROM CAPITAL FUND	272	0	0	0	0
5000569 TRANSFER - DEBT SERVICE FUND	989,030	850,000	756,448	758,000	758,000
5000580 UNUSED CAPITAL FUND	38,364	0	4,907	0	0
0000007 Misc Interfund Revenues Totals	5,862,164	7,622,785	7,533,538	6,941,500	6,941,500
0000008 State Aid					
5000846 CONSOLIDATED HIGHWAY AID	2,705,955	2,505,786	0	3,074,325	3,074,325
0000008 State Aid Totals	2,705,955	2,505,786	0	3,074,325	3,074,325
0000009 Federal Aid					
5000952 ARRA DEBT REIMBURSEMENT	127,296	127,296	63,991	127,982	127,982

BROOME COUNTY GOVERNMENT
 REVENUE AND APPROPRIATION SUMMARY
 BY DEPARTMENT AND DIVISION

FUND: 3120 County Road Operating
 DEPT: 29000000 Highway
 DIV: 01 Highway-County Roads

Account	2015 Actuals	2016 Budget	2016 YTD Actuals As of 08/29/16	2017 Budget Requested	2017 Budget Recommended
0000009 Federal Aid Totals	127,296	127,296	63,991	127,982	127,982
Rev Total for Div: 2901	8,881,208	10,346,537	7,686,591	10,234,707	10,234,707
0000010 Personnel Service					
6001000 SALARIES FULL-TIME	2,710,061	2,752,648	1,259,809	2,766,485	2,766,485
6001002 SALARIES TEMPORARY	20,775	0	11,848	0	0
6001003 SALARIES OVERTIME	182,664	150,000	52,498	150,000	150,000
6001004 SALARIES SHIFT DIFFERENTIAL	9,386	10,000	6,737	15,000	15,000
6001006 OUT OF TITLE PAY	17,061	13,000	9,054	15,000	15,000
6001009 OTHER PERSONNEL SERVICES	12,375	12,825	12,375	12,825	12,825
0000010 Personnel Service Totals	2,952,322	2,938,473	1,352,321	2,959,310	2,959,310
0000040 Contractual Expenditures					
6004000 MAT & SUPPLIES-SURFACE TREAT	319,098	400,000	267,482	400,000	400,000
6004001 MAT & SUPPLIES-SIGNS & POSTS	17,497	15,000	8,302	15,000	15,000
6004002 MAT & SUPPLIES-PAINT	64,908	70,000	69,929	70,000	70,000
6004003 MAT & SUPPLIES-GUIDE RAILS	9,913	30,000	0	30,000	30,000
6004004 MATERIAL & SUPPLIES-OTHER	143,250	80,000	4,244	80,000	80,000
6004005 SNOW REMOVAL MATERIALS & SUPPL	355,964	450,000	215,842	450,000	450,000
6004012 OFFICE SUPPLIES	1,497	1,350	1,060	1,350	1,350
6004022 FUEL AND HEATING SUPPLIES	33,070	35,000	20,261	35,000	35,000
6004030 FOOD AND BEVERAGES	983	0	0	0	0
6004052 UNIFORMS	3,337	2,500	1,628	3,300	3,300
6004054 SAFETY SUPPLIES	11,457	7,000	4,689	11,800	11,800
6004055 COMPUTER SOFTWARE AND SUPPLIES	4,454	0	0	0	0
6004105 DUES AND MEMBERSHIPS	300	0	499	500	500
6004113 WATER AND SEWAGE CHARGES	3,237	3,500	2,099	3,500	3,500
6004115 ELECTRIC CURRENT	32,378	30,000	15,735	30,000	30,000
6004116 TAXES	38	400	30	400	400
6004117 BUILDING AND GROUNDS EXPENSES	4,023	4,500	2,582	4,500	4,500
6004138 OTHER OPERATIONAL EXPENSES	26,517	18,320	904	18,320	18,320
6004162 EDUCATION AND TRAINING	100	0	225	0	0
6004191 OUTSIDE RENTALS-MACHINERY	26,923	63,455	56,906	56,906	56,906
6004196 COPYING MACHINE RENTALS	243	2,000	820	2,000	2,000
6004200 PROPERTY LOSS	5,703	1,567	0	1,567	1,567

REPORT:BP033

BROOME COUNTY GOVERNMENT
REVENUE AND APPROPRIATION SUMMARY
BY DEPARTMENT AND DIVISION

FUND: 3120 County Road Operating
DEPT: 29000000 Highway
DIV: 01 Highway-County Roads

Account	2015 Actuals	2016 Budget	2016 YTD Actuals As of 08/29/16	2017 Budget Requested	2017 Budget Recommended
6004203 INSURANCE CLAIMS	2,611	0	600	0	0
6004413 OTHER HEALTH AND MEDICAL SERVI	1,558	1,661	0	1,661	1,661
6004504 OTHER FINANCIAL SERVICES	13,275	12,269	6,391	11,216	11,216
0000040 Contractual Expenditures Totals	1,082,334	1,228,522	680,228	1,227,020	1,227,020
0000041 Chargeback Expenses					
6004602 INSURANCE PREMIUM CHARGEBACK	45,629	56,667	28,334	51,905	51,905
6004634 Indirect Costs - Excess of Bud	150,788	0	0	0	0
0000041 Chargeback Expenses Totals	196,417	56,667	28,334	51,905	51,905
0000060 Principal on Indebtedness					
6006000 PRINCIPAL ON SERIAL BONDS	1,542,248	1,593,412	1,593,412	1,790,359	1,790,359
6006001 PRINCIPAL ON BANS	894,589	1,331,981	1,331,981	1,054,981	1,054,981
6006008 PRINCIPAL ON CAPITAL LEASE	1,031	0	0	0	0
0000060 Principal on Indebtedness Totals	2,437,868	2,925,393	2,925,393	2,845,340	2,845,340
0000070 Interest on Indebtedness					
6007000 INTEREST ON SERIAL BONDS	728,798	671,026	351,149	747,962	747,962
6007001 INTEREST ON BANS	180,301	374,288	374,287	285,915	285,915
6007005 INTEREST ON CAPITAL LEASE	13	0	0	0	0
0000070 Interest on Indebtedness Totals	909,112	1,045,314	725,436	1,033,877	1,033,877
0000080 Employee Benefits					
6008001 STATE RETIREMENT	491,266	511,417	237,229	482,981	482,981
6008002 SOCIAL SECURITY	212,551	224,224	97,123	225,375	225,375
6008004 WORKERS COMPENSATION	108,773	112,034	56,017	103,705	103,705
6008006 LIFE INSURANCE	845	885	424	885	885
6008007 HEALTH INSURANCE	616,075	618,542	288,823	628,818	628,818
6008009 RETIREE HEALTH INSURANCE	668,374	685,066	331,230	675,491	675,491
6008013 HEALTH INS - RETIRE INCENTIVE	12,812	0	0	0	0
0000080 Employee Benefits Totals	2,110,696	2,152,168	1,010,846	2,117,255	2,117,255

REPORT:BP033

BROOME COUNTY GOVERNMENT
REVENUE AND APPROPRIATION SUMMARY
BY DEPARTMENT AND DIVISION

FUND: 3120 County Road Operating
DEPT: 29000000 Highway
DIV: 01 Highway-County Roads

Account	2015 Actuals	2016 Budget	2016 YTD Actuals As of 08/29/16	2017 Budget Requested	2017 Budget Recommended
Exp Total for Div: 2901	9,688,749	10,346,537	6,722,558	10,234,707	10,234,707
Total for Div: 29000000	-807,541	0	964,033	0	0

REPORT:BP033

BROOME COUNTY GOVERNMENT
REVENUE AND APPROPRIATION SUMMARY
BY DEPARTMENT AND DIVISION

FUND: 3120 County Road Operating
DEPT: 29000000 Highway
DIV: 01 Highway-County Roads

Account	2015 Actuals	2016 Budget	2016 YTD Actuals As of 08/29/16	2017 Budget Requested	2017 Budget Recommended
Total for Dept: 29000000	-807,541	0	964,033	0	0

Public Works, Parks, Recreation & Youth Services 30020105
 Highways(Road Machinery)

<u>Title of Position</u>	<u>Grade/Unit</u>	<u>2015 Actuals</u>	<u>As of 7/5/2016 Current Authorized</u>	<u>2017 Requested</u>	<u>2017 Recommended</u>
<u>Full-Time Positions</u>					
Equipment Service Supervisor	AFSCME	1	1	1	1
Stores Clerk	AFSCME	2	2	2	2
Equipment Mechanic III	AFSCME	6	6	6	6
Equipment Mechanic II *	AFSCME	2	2	1	1
Equipment Mechanic I	AFSCME	2	2	2	2
Total Full-Time Positions		13	13	12	12
<u>Part-Time Positions</u>					
None					
Total Part-Time Positions		0	0	0	0
Total Positions		13	13	12	12

* One position unfunded since 2014, abolished in 2017

REPORT:BP033

BROOME COUNTY GOVERNMENT
REVENUE AND APPROPRIATION SUMMARY
BY DEPARTMENT AND DIVISION

FUND: 3160 Road Machinery Operating
DEPT: 30000000 Road Machinery
DIV: 02 Highway-Road Machinery

Account	2015 Actuals	2016 Budget	2016 YTD Actuals As of 08/29/16	2017 Budget Requested	2017 Budget Recommended
30000000 Road Machinery					
0000002 Departmental Income					
5000189 OTHER LOCAL GOVERNMENTS	3,777	4,000	839	4,000	4,000
0000002 Departmental Income Totals	3,777	4,000	839	4,000	4,000
0000003 Use of Money					
5000451 INTEREST AND EARNINGS	409	600	426	700	700
0000003 Use of Money Totals	409	600	426	700	700
0000006 Sale of Prop and Comp for Loss					
5000518 SALE OF EQUIPMENT	100,347	20,000	0	25,000	25,000
0000006 Sale of Prop and Comp for Loss Totals	100,347	20,000	0	25,000	25,000
0000007 Misc Interfund Revenues					
5000562 TRANSFER FROM GENERAL FUND	2,567,894	2,573,093	2,573,093	2,589,117	2,589,117
5000569 TRANSFER - DEBT SERVICE FUND	34,305	44,300	40,265	29,900	29,900
0000007 Misc Interfund Revenues Totals	2,602,199	2,617,393	2,613,358	2,619,017	2,619,017
0000008 State Aid					
5000846 CONSOLIDATED HIGHWAY AID	46,500	0	0	0	0
0000008 State Aid Totals	46,500	0	0	0	0
0000009 Federal Aid					
5000952 ARRA DEBT REIMBURSEMENT	18,866	18,866	9,484	18,967	18,967
0000009 Federal Aid Totals	18,866	18,866	9,484	18,967	18,967
Rev Total for Div: 3002	2,772,098	2,660,859	2,624,107	2,667,684	2,667,684

BROOME COUNTY GOVERNMENT
 REVENUE AND APPROPRIATION SUMMARY
 BY DEPARTMENT AND DIVISION

FUND: 3160 Road Machinery Operating
 DEPT: 30000000 Road Machinery
 DIV: 02 Highway-Road Machinery

Account	2015 Actuals	2016 Budget	2016 YTD Actuals As of 08/29/16	2017 Budget Requested	2017 Budget Recommended
0000010 Personnel Service					
6001000 SALARIES FULL-TIME	603,380	613,381	277,835	616,436	616,436
6001003 SALARIES OVERTIME	40,022	20,000	13,464	20,000	20,000
6001004 SALARIES SHIFT DIFFERENTIAL	2,404	2,400	1,515	3,200	3,200
6001006 OUT OF TITLE PAY	418	1,500	216	1,500	1,500
6001009 OTHER PERSONNEL SERVICES	2,700	2,700	2,700	2,700	2,700
0000010 Personnel Service Totals	648,924	639,981	295,730	643,836	643,836
0000040 Contractual Expenditures					
6004006 GARAGE & SHOP OPERATIONAL SUPP	14,404	10,131	5,062	10,000	10,000
6004010 BOOKS AND SUBSCRIPTIONS	2,700	0	0	0	0
6004012 OFFICE SUPPLIES	1,134	1,144	817	1,144	1,144
6004021 BLDG MAINTENANCE SUPPLIES	3,189	2,000	851	2,000	2,000
6004022 FUEL AND HEATING SUPPLIES	1,434	0	64	1,000	1,000
6004023 BLDG AND GROUNDS SUPPLIES	1,355	53	1,396	1,500	1,500
6004040 MOTOR EQUIPMENT SUPPLIES	247,311	245,318	112,926	240,000	240,000
6004046 GAS OIL GREASE AND DIESEL FUEL	297,399	391,561	87,624	360,311	360,311
6004047 TIRES AND TUBES	55,475	22,880	2,082	40,000	40,000
6004054 SAFETY SUPPLIES	3,113	2,376	1,257	2,376	2,376
6004055 COMPUTER SOFTWARE AND SUPPLIES	1,902	0	0	0	0
6004100 POSTAGE AND FREIGHT	0	88	14	88	88
6004102 TELEPHONE EQUIPMENT	2,394	0	2,866	3,000	3,000
6004117 BUILDING AND GROUNDS EXPENSES	5,947	4,000	1,356	4,000	4,000
6004130 MOTOR EQUIP REPAIRS AND MAINT	32,282	29,380	14,519	25,000	25,000
6004133 UNIFORM AND CLOTHING ALLOWANCE	3,392	2,700	2,300	3,000	3,000
6004138 OTHER OPERATIONAL EXPENSES	7,646	12,751	4,743	8,000	8,000
6004196 COPYING MACHINE RENTALS	1,218	1,200	609	1,200	1,200
6004504 OTHER FINANCIAL SERVICES	1,967	1,819	947	1,663	1,663
0000040 Contractual Expenditures Totals	684,262	727,401	239,433	704,282	704,282
0000041 Chargeback Expenses					
6004634 Indirect Costs - Excess of Bud	47,609	0	0	0	0
0000041 Chargeback Expenses Totals	47,609	0	0	0	0
0000060 Principal on Indebtedness					
6006000 PRINCIPAL ON SERIAL BONDS	360,159	370,989	370,989	416,936	416,936
6006001 PRINCIPAL ON BANS	247,712	336,712	336,712	304,006	304,006

REPORT:BP033

BROOME COUNTY GOVERNMENT
REVENUE AND APPROPRIATION SUMMARY
BY DEPARTMENT AND DIVISION

FUND: 3160 Road Machinery Operating
DEPT: 30000000 Road Machinery
DIV: 02 Highway-Road Machinery

Account	2015 Actuals	2016 Budget	2016 YTD Actuals As of 08/29/16	2017 Budget Requested	2017 Budget Recommended
0000060 Principal on Indebtedness Totals	607,871	707,701	707,701	720,942	720,942
0000070 Interest on Indebtedness					
6007000 INTEREST ON SERIAL BONDS	119,472	106,887	56,781	125,618	125,618
6007001 INTEREST ON BANS	39,437	65,429	65,428	57,200	57,200
0000070 Interest on Indebtedness Totals	158,909	172,316	122,209	182,818	182,818
0000080 Employee Benefits					
6008001 STATE RETIREMENT	105,867	109,457	51,783	101,377	101,377
6008002 SOCIAL SECURITY	46,865	48,878	21,269	49,084	49,084
6008004 WORKERS COMPENSATION	32,426	33,464	16,732	30,977	30,977
6008006 LIFE INSURANCE	178	180	89	180	180
6008007 HEALTH INSURANCE	132,706	133,859	63,145	131,416	131,416
6008009 RETIREE HEALTH INSURANCE	101,373	102,763	51,411	102,772	102,772
6008013 HEALTH INS - RETIRE INCENTIVE	1,448	0	0	0	0
0000080 Employee Benefits Totals	420,863	428,601	204,429	415,806	415,806
Exp Total for Div: 3002	2,568,438	2,676,000	1,569,502	2,667,684	2,667,684
Total for Div: 30000000	203,660	-15,141	1,054,605	0	0

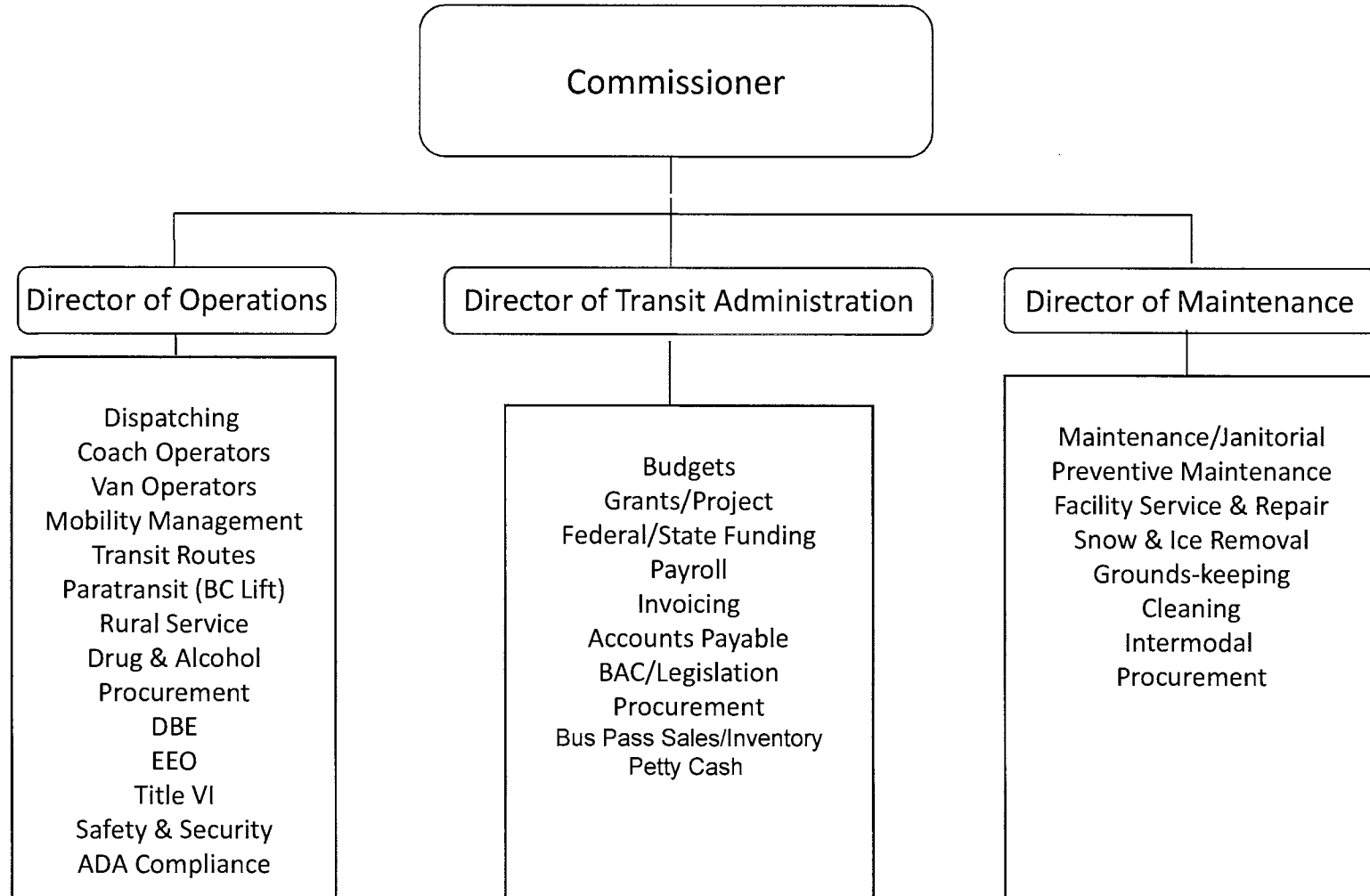
REPORT:BP033

BROOME COUNTY GOVERNMENT
REVENUE AND APPROPRIATION SUMMARY
BY DEPARTMENT AND DIVISION

FUND: 3160 Road Machinery Operating
DEPT: 30000000 Road Machinery
DIV: 02 Highway-Road Machinery

Account	2015 Actuals	2016 Budget	2016 YTD Actuals As of 08/29/16	2017 Budget Requested	2017 Budget Recommended
-----	-----	-----	-----	-----	-----
Total for Dept: 30000000	203,660	-15,141	1,054,605	0	0

Transit



Public Transportation

Mission Statement

To provide safe, clean, reliable, and affordable public transportation to the community in the most effective and cost efficient manner.

Description

Mass Transit has a 148 year history in Broome County. In 1968, Broome County assumed ownership and operation of transit services from the Triple Cities Traction Corporation creating the Department of Public Transportation (aka, BC Transit) by County Charter, Article X of the Broome County Charter.

BC Transit currently operates the community's public transportation programs including: Fixed Route (Transit), ADA mandated Paratransit Service (BC Lift), Elder transportation (OFA Mini Bus) and Rural Demand Service (BC Country). By operating the Department of Public Transportation as an Enterprise Fund, the department generates its annual funding largely through Federal and State aid, and to a lesser extent, through ridership fare revenues. As required by federal guidelines, the department relies on a percentage of financial support from Broome County (local share).

BC Transit's main facilities are the Transit Center located at 413 Old Mill Road in the Town of Vestal and the Greater Binghamton Transportation Center (Intermodal Facility) located in downtown Binghamton. The Intermodal Facility leases space to Interstate Carriers Greyhound and Coach USA. The Department operates a network of 15 fixed routes and 2 Commuter Routes using the Intermodal (BC Junction) as a central transfer point. The Fixed Route service operates seven days a week with extended hours into the evening and requires 33 buses at peak times. BC Transit maintains a fleet of 42 wheelchair accessible transit buses for Fixed Route service, providing approximately 2.3 million rides while traveling over 1.94 million miles annually.

Under contract with Serafini Transportation Corp., the organization provides BC Lift (ADA) and OFA mini bus transportation to disabled and elderly customers in the community's urbanized area. These services are provided by a fleet of twelve, fourteen passenger vans which provide over 81,000 rides per year. The Department of Public Transportation also provides a rural transportation demand service program, BC Country, which utilizes a fleet of seven, fourteen passenger vans and provides over 21,000 rides per year to rural users.

2017 Objectives

- To continue improving customer satisfaction, now up to 85%.
- To continue improving the organization's financial position by: working with TransPro to measure and fine-tune 2016's route restructuring, grow ridership by better aligning service offerings with community needs, negotiate additional public/private partnerships and explore expanding service into Tioga County.
- To maintain the highest standards for; safe and efficient field operations, FTA, ADA and NYS/DOT compliance, and sound fiscal management.
- Continue efforts to rebuild crumbling infrastructure, improve average fleet age and reduce vehicle operating expense.
- To seek and maximize new State/Federal grant opportunities.

2017 Budget Highlights

- Reversal of the long-term trend of escalating County Share (local taxpayer obligation). Down 38% from a high of \$2.1M to \$1.3M.
- Added revenues from; stable Federal funding under new Surface Transportation Legislation, new contractual service agreements and projected increased advertising sales.
- State Operating Assistance (STOA) to increase by 5.3%.
- Increased fleet productivity with the delivery of new buses in 2017, reducing operating costs and improving fuel economy.
- New "where's my bus" GPS enabled technology.

Public Transportation 31010105

<u>Title of Position</u>	<u>Grade/Unit</u>	As of 7/5/2016			
		<u>2015 Actuals</u>	<u>Current Authorized</u>	<u>2017 Requested</u>	<u>2017 Recommended</u>
<u>Full-Time Positions</u>					
Commissioner of Transportation	G Admin	1	1	1	1
Director of Transit Administration	B Admin	0	0	1	1
Director of Transit Operations	23 Admin	1	1	1	1
Director of Transit Maintenance	23 Admin	1	1	1	1
Director of Transit Administration	23 Admin	1	1	0	0
Transit Supervisor	18 BAPA	3	3	3	3
Transit Mechanic Supervisor	17 CSEA	2	2	2	2
Principal Account Clerk	13 CSEA	1	1	1	1
Dispatcher	10 CSEA	2	2	2	2
Senior Account Clerk	9 CSEA	1	1	1	1
Transit Route Clerk	9 CSEA	1	1	1	1
Account Clerk Typist	7 CSEA	1	1	1	1
Clerk *	6 CSEA	2	2	2	2
Coach Operator	ATU	38	38	38	38
Senior Transit Mechanic**	ATU	10	10	10	10
Transit Mechanic	ATU	1	1	1	1
Transit Mechanic Helper	ATU	3	3	3	3
Total Full-Time Positions		69	69	69	69
<u>Part-Time Positions</u>					
Senior Account Clerk	9 CSEA	0	1	0	0
Custodial Worker	6 CSEA	1	1	1	1
Coach Operator	ATU	14	14	14	14
Passenger Van Operator	ATU	10	10	10	10
Total Part-Time Positions		25	26	25	25
Total Positions		94	95	94	94

* One position unfunded since 2015

** One position unfunded since 2015

BROOME COUNTY GOVERNMENT
REVENUE AND APPROPRIATION SUMMARY BY DEPARTMENT

FUND: 2040 Transit Operating
DEPT: 31000000 Public Transportation

Account	2015 Actuals	2016 Budget	2016 YTD Actuals As of 08/29/16	2017 Budget Requested	2017 Budget Recommended
0000002 Departmental Income					
5000126 FARES & FEES	1,543,406	1,535,858	781,171	1,736,000	1,736,000
5000128 ADVERTISING REVENUES	99,936	115,000	43,985	132,500	132,500
5000137 SPACE RENTAL-OTHER	154,406	160,141	77,198	166,284	166,284
5000190 B C LIFT AND FARES	140,458	137,273	71,794	150,000	150,000
5000191 B C COUNTRY FARES	60,448	56,665	25,236	66,000	66,000
5000246 SUNY BROOME FARES	50,000	75,000	50,000	100,000	100,000
5000333 OTHER DEPARTMENTAL CHARGEBACK	11,483	26,000	4,715	6,500	6,500
5000420 SUNY - OCC. CONTRACT	455,936	624,589	282,900	597,900	597,900
5000421 BINGHAMTON SD CONTRACT	247,157	249,134	123,579	247,158	247,158
5000426 MISCELLANEOUS	-10,207	0	0	0	0
5000428 OTHER CHARGES	227,655	440,000	0	0	0
5000440 CHARGEBACK OF SERVICES PROVIDE	180,510	184,500	47,019	193,320	193,320
0000002 Departmental Income Total	3,161,188	3,604,160	1,507,597	3,395,662	3,395,662
0000003 Use of Money					
5000451 INTEREST AND EARNINGS	193	390	76	225	225
5000463 PARKING LOT	3,855	7,500	3,091	6,000	6,000
5000470 VENDING MACHINE	19,943	12,500	8,445	17,500	17,500
0000003 Use of Money Total	23,991	20,390	11,612	23,725	23,725
0000006 Sale of Prop and Comp for Loss					
5000510 SALE OF SCRAP & EXCESS MATERIA	12,781	5,000	7,542	5,000	5,000
5000518 SALE OF EQUIPMENT	9,070	0	0	0	0
0000006 Sale of Prop and Comp for Loss Total	21,851	5,000	7,542	5,000	5,000
0000007 Misc Interfund Revenues					
5000530 REFUNDS OF PRIOR YEARS EXPENDI	11,624	0	0	0	0
5000531 GIFTS AND DONATIONS	66,440	0	0	0	0
5000532 PREMIUM & ACCRUED INT ON OBLIG	10,474	0	5,508	0	0
5000534 TRANSFER FROM INSURANCE RESERV	26,980	45,919	53,199	0	0
5000545 CREDIT CARD REBATES	661	263	286	400	400
5000562 TRANSFER FROM GENERAL FUND	2,288,543	1,501,207	1,501,207	1,307,329	1,307,329
5000570 EARNINGS ON TEMPORARY INVESTME	56	0	0	0	0
0000007 Misc Interfund Revenues Total	2,404,778	1,547,389	1,560,200	1,307,729	1,307,729

REPORT:BP032

BROOME COUNTY GOVERNMENT
REVENUE AND APPROPRIATION SUMMARY BY DEPARTMENT

FUND: 2040 Transit Operating
DEPT: 31000000 Public Transportation

Account	2015 Actuals	2016 Budget	2016 YTD Actuals As of 08/29/16	2017 Budget Requested	2017 Budget Recommended
0000008 State Aid					
5000804 MASS TRANSIT	288,584	285,000	81,156	305,500	305,500
5000805 MASS TRANSIT SUPPLEMENTAL	3,016,439	3,067,000	828,599	3,255,000	3,255,000
5000808 OTHER STATE AID	3,342	2,500	0	0	0
5000849 BUSES/MASS TRANSP-CAPITAL PROJ	114,306	0	0	0	0
0000008 State Aid Total	3,422,671	3,354,500	909,755	3,560,500	3,560,500
0000009 Federal Aid					
5000901 FEDERAL AID - OTHER	0	0	1,343	2,500	2,500
5000902 MASS TRANSIT	3,514,659	3,500,000	176,500	3,626,715	3,626,715
5000903 SECTION 18	0	89,000	0	0	0
5000952 ARRA DEBT REIMBURSEMENT	20,726	20,730	6,036	20,842	20,842
0000009 Federal Aid Total	3,535,385	3,609,730	183,879	3,650,057	3,650,057
Rev Totals for Dept: 31000000	12,569,864	12,141,169	4,180,585	11,942,673	11,942,673
0000010 Personnel Service					
6001000 SALARIES FULL-TIME	3,555,690	3,387,847	1,066,468	3,395,233	3,395,233
6001001 SALARIES PART-TIME	772,185	734,561	322,041	848,956	848,956
6001002 SALARIES TEMPORARY	129,108	113,012	58,249	110,261	110,261
6001003 SALARIES OVERTIME	134,917	58,269	81,247	120,000	120,000
6001004 SALARIES SHIFT DIFFERENTIAL	9,346	6,964	4,819	8,500	8,500
0000010 Personnel Service Totals	4,601,246	4,300,653	1,532,824	4,482,950	4,482,950
0000040 Contractual Expenditures					
6004010 BOOKS AND SUBSCRIPTIONS	278	275	288	300	300
6004011 DUPLICATING AND PRINTING RM SU	871	1,500	0	1,000	1,000
6004012 OFFICE SUPPLIES	3,932	3,000	1,496	3,000	3,000
6004020 DPW BLDG SERVICE SUPPLIES	292	200	0	200	200
6004021 BLDG MAINTENANCE SUPPLIES	7,479	6,100	3,824	4,500	4,500
6004022 FUEL AND HEATING SUPPLIES	30,071	51,000	24,601	57,000	57,000

BROOME COUNTY GOVERNMENT
 REVENUE AND APPROPRIATION SUMMARY BY DEPARTMENT

FUND: 2040 Transit Operating
 DEPT: 31000000 Public Transportation

Account	2015 Actuals	2016 Budget	2016 YTD Actuals As of 08/29/16	2017 Budget Requested	2017 Budget Recommended
6004023 BLDG AND GROUNDS SUPPLIES	20,781	24,252	6,714	18,500	18,500
6004040 MOTOR EQUIPMENT SUPPLIES	365,879	373,262	201,145	370,000	370,000
6004045 TRAINING AND EDUCATIONAL SUPPL	0	0	616	650	650
6004046 GAS OIL GREASE AND DIESEL FUEL	807,952	1,220,978	270,310	907,425	907,425
6004047 TIRES AND TUBES	110,997	77,098	30,915	72,000	72,000
6004048 MISC OPERATIONAL SUPPLIES	75,205	54,474	16,919	44,500	44,500
6004052 UNIFORMS	9,217	11,000	5,151	9,000	9,000
6004054 SAFETY SUPPLIES	3,562	3,500	1,387	3,500	3,500
6004055 COMPUTER SOFTWARE AND SUPPLIES	23,613	1,040	0	0	0
6004056 COMPUTER EQUIPMENT(NON CAPITAL	14,216	27,253	22,069	0	0
6004100 POSTAGE AND FREIGHT	729	500	182	500	500
6004105 DUES AND MEMBERSHIPS	2,055	2,000	2,625	2,625	2,625
6004106 GENERAL OFFICE EXPENSES	366	375	99	200	200
6004112 BLDG GROUNDS AND EQUIP REPAIR	19,407	6,913	3,235	8,000	8,000
6004113 WATER AND SEWAGE CHARGES	14,226	16,210	5,546	17,200	17,200
6004115 ELECTRIC CURRENT	86,090	94,004	28,693	88,000	88,000
6004116 TAXES	406	0	0	0	0
6004117 BUILDING AND GROUNDS EXPENSES	88,531	30,600	17,828	35,000	35,000
6004121 LAUNDRY AND DRY CLEANING EXPEN	7,694	7,741	5,478	9,000	9,000
6004130 MOTOR EQUIP REPAIRS AND MAINT	309,757	267,455	3,474	262,400	262,400
6004136 OPERATIONAL EQUIPMENT REPAIRS	2,694	2,500	0	1,500	1,500
6004137 ADVERTISING AND PROMOTION EXPE	71	35,000	29	23,000	23,000
6004138 OTHER OPERATIONAL EXPENSES	60,685	46,080	42,428	120,000	120,000
6004143 TRANSPORTATION SERVICES	34,789	45,211	62,452	0	0
6004144 DIAL-A-BUS-HANDICAPPED	837,377	835,000	408,579	850,000	850,000
6004160 MILEAGE AND PARKING-LOCAL	88	75	25	50	50
6004161 TRAVEL HOTEL AND MEALS	1,168	4,000	402	4,000	4,000
6004162 EDUCATION AND TRAINING	3,208	1,000	125	1,000	1,000
6004164 NON-EMPLOYEE TRAVEL HOTEL & ME	42	0	0	0	0
6004165 ADVISORY BD/TRUSTEES EXPENSES	822	600	0	600	600
6004169 DAY TRIP MEAL REIMBURSEMENT	56	100	0	50	50
6004191 OUTSIDE RENTALS-MACHINERY	1,168	0	0	0	0
6004192 SOFTWARE MAINTENANCE	14,000	0	1,300	0	0
6004193 HARDWARE MAINTENANCE	8,000	0	0	0	0
6004196 COPYING MACHINE RENTALS	987	2,442	1,206	2,482	2,482
6004200 PROPERTY LOSS	3,778	2,657	3,399	0	0
6004203 INSURANCE CLAIMS	22,952	43,262	49,800	0	0
6004400 MEDICAL AND PHYSICAL EXAMS	5,219	4,000	1,597	5,000	5,000
6004504 OTHER FINANCIAL SERVICES	2,164	1,998	600	1,827	1,827
6004573 OTHER FEES FOR SERVICES	115	0	0	0	0
6004583 TAXES ON COUNTY PROPERTY	0	0	409	0	0
0000040 Contractual Expenditures Totals	3,002,989	3,304,655	1,224,946	2,924,009	2,924,009

REPORT:BP032

BROOME COUNTY GOVERNMENT
REVENUE AND APPROPRIATION SUMMARY BY DEPARTMENT

FUND: 2040 Transit Operating

DEPT: 31000000 Public Transportation

Account	2015 Actuals	2016 Budget	2016 YTD Actuals As of 08/29/16	2017 Budget Requested	2017 Budget Recommended
0000041 Chargeback Expenses					
6004602 INSURANCE PREMIUM CHARGEBACK	276,610	289,737	144,869	230,776	230,776
6004604 DPW SECURITY CHARGEBACKS	114,584	138,696	34,674	144,905	144,905
6004610 PERSONNEL SERVICES CHARGEBACKS	50,873	25,709	0	0	0
6004614 OTHER CHARGEBACK EXPENSES	4,935	0	1,539	0	0
6004619 BUILDING SERVICE CHARGEBACK	56,618	90,000	15,619	81,000	81,000
6004634 Indirect Costs - Excess of Bud	346,351	0	0	0	0
0000041 Chargeback Expenses Totals	849,971	544,142	196,701	456,681	456,681
0000042 Depreciation					
6004801 DEPRECIATION - BUILDINGS	579,044	0	0	0	0
6004803 DEPRECIATION - IMPROV O/T BLDG	98,971	0	0	0	0
6004804 DEPRECIATION - MOTOR VEHICLES	719,974	0	0	0	0
6004805 DEPRECIATION - MACHINERY & EQU	15,880	0	0	0	0
0000042 Depreciation Totals	1,413,869	0	0	0	0
0000060 Principal on Indebtedness					
6006000 PRINCIPAL ON SERIAL BONDS	0	165,783	0	188,620	188,620
6006001 PRINCIPAL ON BANS	0	106,592	0	98,749	98,749
0000060 Principal on Indebtedness Totals	0	272,375	0	287,369	287,369
0000070 Interest on Indebtedness					
6007000 INTEREST ON SERIAL BONDS	106,741	100,406	30,016	107,908	107,908
6007001 INTEREST ON BANS	17,064	16,249	5,609	9,425	9,425
6007005 INTEREST ON CAPITAL LEASE	284	0	0	0	0
0000070 Interest on Indebtedness Totals	124,089	116,655	35,625	117,333	117,333
0000080 Employee Benefits					
6008001 STATE RETIREMENT	96,737	704,283	330,204	664,158	664,158
6008002 SOCIAL SECURITY	335,809	336,220	107,897	342,946	342,946
6008004 WORKERS COMPENSATION	530,483	522,122	261,061	533,823	533,823
6008006 LIFE INSURANCE	1,347	1,425	655	1,440	1,440
6008007 HEALTH INSURANCE	790,042	802,275	364,338	806,576	806,576

REPORT:BP032

BROOME COUNTY GOVERNMENT
 REVENUE AND APPROPRIATION SUMMARY BY DEPARTMENT

FUND: 2040 Transit Operating
 DEPT: 31000000 Public Transportation

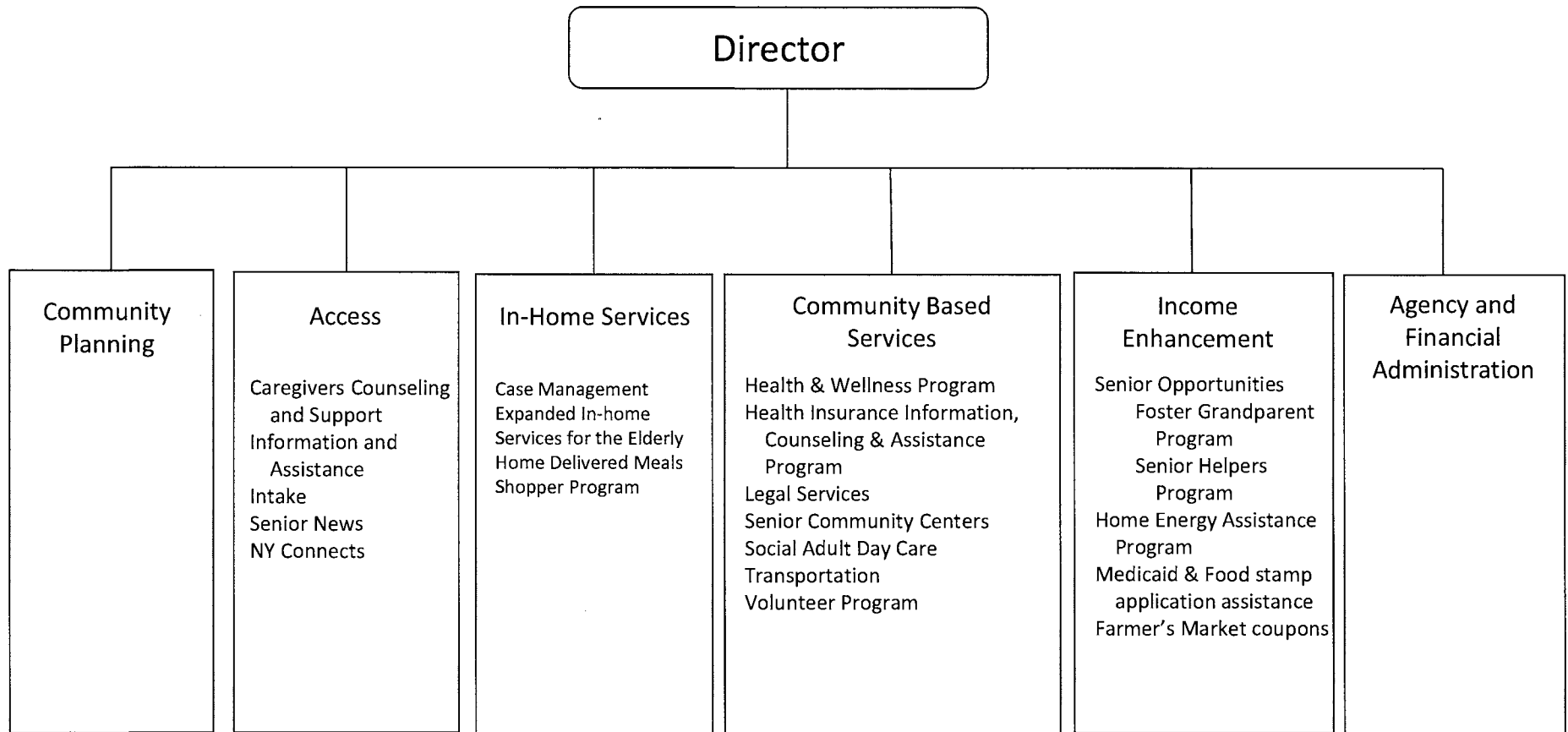
Account	2015 Actuals	2016 Budget	2016 YTD Actuals As of 08/29/16	2017 Budget Requested	2017 Budget Recommended
6008008 OPEB - HEALTH INSURANCE	214,157	0	0	0	0
6008009 RETIREE HEALTH INSURANCE	821,444	840,575	410,592	828,890	828,890
6008010 DISABILITY INSURANCE	695	855	317	957	957
6008011 UNEMPLOYMENT INSURANCE	-74	0	0	0	0
6008015 PENSION EXPENSE	200,024	0	0	0	0
0000080 Employee Benefits Totals	2,990,664	3,207,755	1,475,064	3,178,790	3,178,790
0000090 Transfers					
6009002 TRANSFER TO GRANT FUND	0	482,434	482,434	495,541	495,541
0000090 Transfers Totals	0	482,434	482,434	495,541	495,541
Exp Totals for Dept: 31000000	12,982,828	12,228,669	4,947,594	11,942,673	11,942,673
Total for Dept: 31000000	-412,964	-87,500	-767,009	0	0

This page is intentionally left blank

Economic Assistance and Opportunity

<u>Department/Division</u>	<u>Page</u>
Office for Aging	316
Social Services	
Central Administration	322
Administrative Services	330
Support Services	335
Certification	342
Services	348
Social Service Programs	352
Veterans Services	358

Office for Aging



Office for Aging

Mission Statement

To improve and enrich the quality of life for all older persons residing in Broome County by promoting the dignity and independence of the older person and ensuring comprehensive and coordinated services are readily available while fostering public awareness of the value and contribution of older persons to the community.

Description

The Broome County Office for Aging is one of 59 Area Agencies on Aging in New York State. The agency is dedicated to being a focal point for information, advocacy, and coordination of aging services. Services are provided directly by the agency and through contracts with 18 community organizations. Through several locations and programs, the Office for Aging annually provides services to 23% of the senior citizen population of the County.

Office for Aging services fall into four main categories:

1. Access

Caregiver Counseling and Support, NY Connects, Information and Assistance, Intake, and *Senior News* monthly newsletter.

2. In-home Services

Case Management, Expanded In-home Services for the Elderly, Home Delivered Meals, and Shopper Program.

3. Community Based Services

Health and Wellness Programs, Health Insurance Information, Counseling and Assistance Program, Legal Services, Senior Community Centers, Social Adult Day Care, Transportation and the Volunteer Program.

4. Income Enhancement

Senior Helpers Program, Foster Grandparents Program, Medicaid and Food Stamp application assistance, Farmers Market coupons, and Home Energy Assistance Program (HEAP).

2017 Objectives

- To adjust services based on available funding and service requests.
- To serve as a leader in coordinating community efforts to define and prioritize needs and plan services to meet those needs of the growing senior population in Broome County.
- To continue our outreach efforts to assure we are reaching those who are most in need of service, including those who are frail, low income, minority, isolated, and those who are caregivers of seniors within our community.

2017 Budget Highlights

- The Office for Aging has seen a steady decrease in the mortgage tax revenues, which is the dedicated funding stream for the agency, since late 2013. This revenue source has finally flattened out, but at a reduced rate of what it once was. OFA was able to submit a budget for 2017 that does not increase County support from 2016. This was achieved by using an increase in NY Connects funding, which is designated to sustain our expanded intake system, a slight reduction in the chargeback from Central Kitchen, and a small increase in State CSE funding.
- The submitted budget includes several expenditure decreases and projected revenue increases that come with a degree of risk involved. We anticipate flat or reduced funding in the Home Energy Assistance Program. We continue to look for ways that we can save additional dollars.

Office for Aging 34010006

<u>Title of Position</u>	<u>Grade/Unit</u>	2015 <u>Actuals</u>	As of 7/5/2016 <u>Current Authorized</u>	2017 <u>Requested</u>	2017 <u>Recommended</u>
<u>Full-Time Positions</u>					
Director of OFA	F Admin	1	1	1	1
Fiscal Services Administrator	24 Admin	1	1	1	1
Caseworker	16 CSEA	1	1	1	1
Secretary	13 CSEA	0	1	1	1
Keyboard Specialist*	8 CSEA	1	1	1	1
Account Clerk	7 CSEA	1	1	1	1
Total Full-Time Positions		5	6	6	6
<u>Part-Time Positions</u>					
Senior Account Clerk	9 CSEA	1	1	1	1
Leisure Time Activities Leader	7 CSEA	1	1	1	1
Total Part-Time Positions		2	2	2	2
Total Positions		7	8	8	8

*Unfunded in 2017

REPORT:BP032

BROOME COUNTY GOVERNMENT
 REVENUE AND APPROPRIATION SUMMARY BY DEPARTMENT

FUND: 1010 General Operating
 DEPT: 34000000 Office for Aging

Account	2015 Actuals	2016 Budget	2016 YTD Actuals As of 08/29/16	2017 Budget Requested	2017 Budget Recommended
0000002 Departmental Income					
5000106 MORTGAGE TAX	1,052,922	1,050,000	337,536	1,050,000	1,050,000
5000324 OFA CHARGEBACKS 1-3	125,627	86,384	50,320	150,865	150,865
0000002 Departmental Income Total	1,178,549	1,136,384	387,856	1,200,865	1,200,865
0000007 Misc Interfund Revenues					
5000545 CREDIT CARD REBATES	523	0	190	0	0
0000007 Misc Interfund Revenues Total	523	0	190	0	0
0000009 Federal Aid					
5000946 FEDERAL AID - OTHER	202	0	0	0	0
0000009 Federal Aid Total	202	0	0	0	0
Rev Totals for Dept: 34000000	1,179,274	1,136,384	388,046	1,200,865	1,200,865
0000010 Personnel Service					
6001000 SALARIES FULL-TIME	245,816	249,006	113,848	256,608	256,608
6001001 SALARIES PART-TIME	37,204	37,993	18,056	48,695	48,695
0000010 Personnel Service Totals	283,020	286,999	131,904	305,303	305,303
0000040 Contractual Expenditures					
6004010 BOOKS AND SUBSCRIPTIONS	204	209	0	224	224
6004012 OFFICE SUPPLIES	3,058	3,056	1,710	2,997	2,997
6004021 BLDG MAINTENANCE SUPPLIES	0	150	0	100	100
6004022 FUEL AND HEATING SUPPLIES	9,108	21,300	3,436	16,000	16,000
6004023 BLDG AND GROUNDS SUPPLIES	628	850	922	850	850
6004048 MISC OPERATIONAL SUPPLIES	599	813	4	1,056	1,056
6004053 RECREATIONAL AND ACTIVITY SUPP	0	0	2,749	0	0
6004100 POSTAGE AND FREIGHT	0	30	19	25	25
6004101 TELEPHONE	4,193	4,100	2,145	4,205	4,205
6004105 DUES AND MEMBERSHIPS	698	675	675	675	675

REPORT:BP032

BROOME COUNTY GOVERNMENT
REVENUE AND APPROPRIATION SUMMARY BY DEPARTMENT

FUND: 1010 General Operating
DEPT: 34000000 Office for Aging

Account	2015 Actuals	2016 Budget	2016 YTD Actuals As of 08/29/16	2017 Budget Requested	2017 Budget Recommended
6004106 GENERAL OFFICE EXPENSES	929	950	718	736	736
6004113 WATER AND SEWAGE CHARGES	1,757	1,700	827	1,850	1,850
6004114 HEATING AND AIR COND PLANT EXP	89	0	0	0	0
6004115 ELECTRIC CURRENT	28,123	28,700	10,689	24,987	24,987
6004117 BUILDING AND GROUNDS EXPENSES	31,072	34,412	18,813	40,467	40,467
6004137 ADVERTISING AND PROMOTION EXPE	136	50	0	50	50
6004138 OTHER OPERATIONAL EXPENSES	1,099	1,207	864	1,443	1,443
6004160 MILEAGE AND PARKING-LOCAL	140	0	0	0	0
6004165 ADVISORY BD/TRUSTEES EXPENSES	192	225	107	175	175
6004196 COPYING MACHINE RENTALS	886	2,988	1,458	2,520	2,520
6004504 OTHER FINANCIAL SERVICES	870	880	266	900	900
0000040 Contractual Expenditures Totals	83,781	102,295	45,402	99,260	99,260
0000041 Chargeback Expenses					
6004602 INSURANCE PREMIUM CHARGEBACK	5,157	4,963	2,481	5,434	5,434
0000041 Chargeback Expenses Totals	5,157	4,963	2,481	5,434	5,434
0000060 Principal on Indebtedness					
6006008 PRINCIPAL ON CAPITAL LEASE	1,623	0	0	0	0
0000060 Principal on Indebtedness Totals	1,623	0	0	0	0
0000070 Interest on Indebtedness					
6007005 INTEREST ON CAPITAL LEASE	158	0	0	0	0
0000070 Interest on Indebtedness Totals	158	0	0	0	0
0000080 Employee Benefits					
6008001 STATE RETIREMENT	34,975	46,077	22,799	46,672	46,672
6008002 SOCIAL SECURITY	20,059	21,955	9,011	23,355	23,355
6008004 WORKERS COMPENSATION	3,564	3,157	2,026	4,120	4,120
6008006 LIFE INSURANCE	105	105	51	105	105
6008007 HEALTH INSURANCE	69,521	71,764	36,460	80,199	80,199
6008009 RETIREE HEALTH INSURANCE	355,641	377,644	188,382	366,479	366,479
6008010 DISABILITY INSURANCE	392	475	176	435	435
6008013 HEALTH INS - RETIRE INCENTIVE	16,042	0	0	0	0

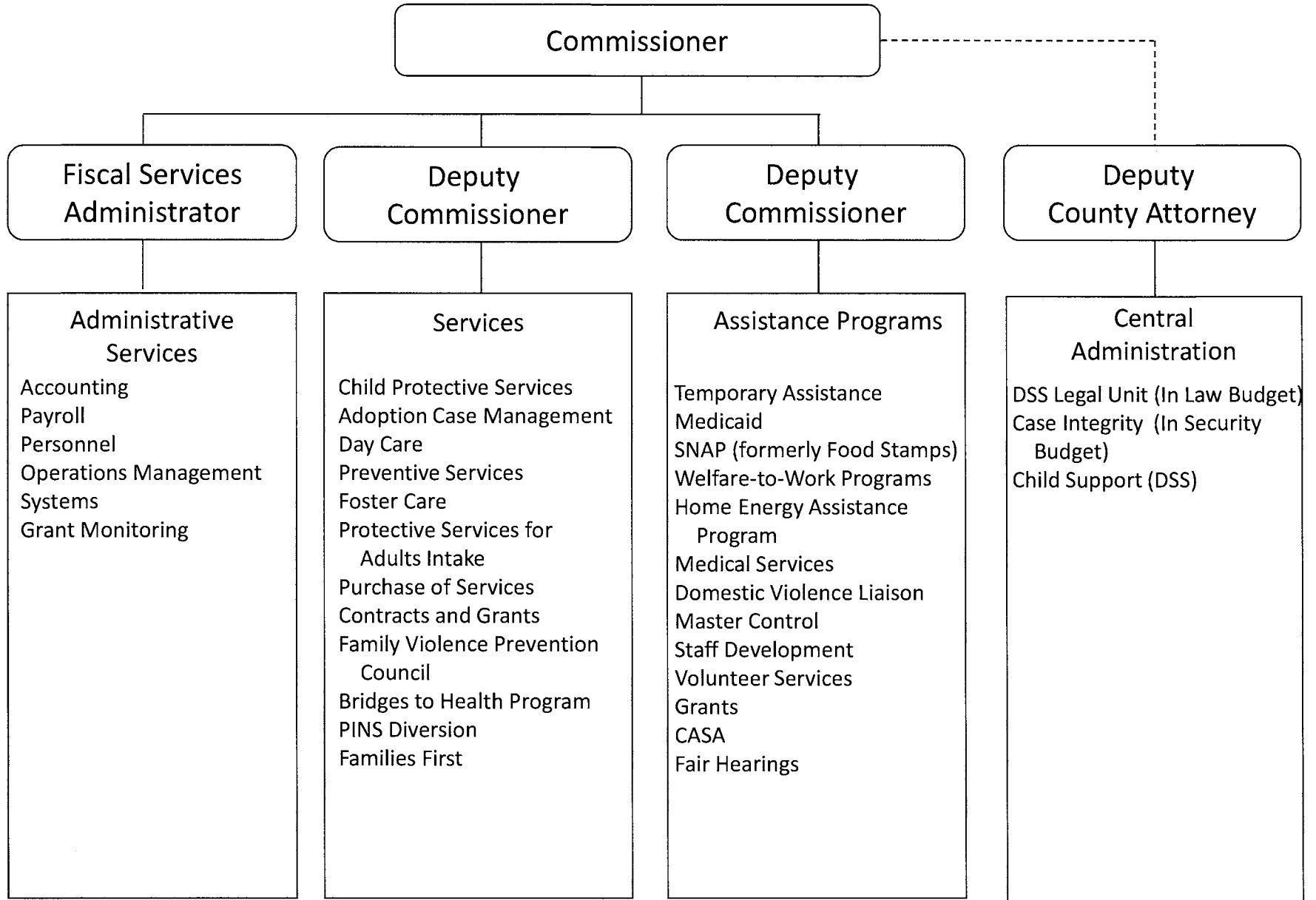
REPORT:BP032

BROOME COUNTY GOVERNMENT
REVENUE AND APPROPRIATION SUMMARY BY DEPARTMENT

FUND: 1010 General Operating
DEPT: 34000000 Office for Aging

Account	2015 Actuals	2016 Budget	2016 YTD Actuals As of 08/29/16	2017 Budget Requested	2017 Budget Recommended
0000080 Employee Benefits Totals	500,299	521,177	258,905	521,365	521,365
0000090 Transfers					
6009002 TRANSFER TO GRANT FUND	911,185	778,582	759,962	804,654	804,654
0000090 Transfers Totals	911,185	778,582	759,962	804,654	804,654
Exp Totals for Dept: 34000000	1,785,223	1,694,016	1,198,654	1,736,016	1,736,016
Total for Dept: 34000000	-605,949	-557,632	-810,608	-535,151	-535,151

Social Services



Social Services

Central Administration – 35020006

Mission Statement

Staff Development

The Staff Development, Planning and Volunteer Services Unit are committed to improving the organization through its employees and to provide services and resources that enable the organization to realize its goals. This division is results-oriented and focuses on continuous improvement in training, planning, and volunteer services.

Family Violence Prevention Council

The mission of the Family Violence Prevention Council is to reduce the incidence and severity of family violence in Broome County including child abuse and neglect, domestic violence and elder abuse, by developing and implementing a comprehensive, coordinated community program for preventing, as well as identifying, assessing, and treating all forms of family violence.

Operations

The Operations Unit is committed to providing quality service and support to the staff and customers of the organization. This unit focuses on continuous improvement in safety and environmental concerns for the organization.

Description

Staff Development

The Staff Development and Planning Unit are located in Suite 203 on the 2nd floor of the Main Street office and serve all employees of the

department. The development and maintenance of the department's educational program is a major function of the unit. In addition, to the specific duties performed by the unit related to training, planning, and volunteer services, the unit is considered the lead office for major initiatives such as process reengineering, grant writing, organizational communication, and team facilitation.

Family Violence Prevention Council

The Family Violence Prevention Council office and staff are located in the lower level of the Thomas P. Hoke Human Services Building. There are approximately 40 members of the council and an additional group of volunteers that are members to the ten standing committees of the council. Members of the council serve a three year term and the council meets at least six times per year. Committees convene at least six times per year. In 2015, the Council celebrated 30 years of collaborating with the community in addressing family violence in Broome County.

Operations

The Operations Office is located on the 2nd floor of the Main Street office and serves all employees of the department. Operations include janitorial, maintenance, and courier and mail service, as well as scheduling and maintenance of the agency fleet for staff use in local and out of County travel. Operations tracks and maximizes fleet operations and monitors conditions for safety, security, and cleanliness. In addition, facility projects are coordinated with the landlord, the Department of Public Works, and vendors.

2017 Objectives

Staff Development

Training

- Provide mandatory training programs to 100% of all new employees.
- Maintain educational opportunities for employees through SUNY Broome and Binghamton University.
Provide optimum uses of electronic communication options throughout the training curriculum.

Volunteer Services

- Maintain and/or increase the current level of volunteer service to the department.

Family Violence Prevention Council

The council has five functions:

INTERAGENCY COORDINATION AND MANAGEMENT OF CASES

To provide interagency coordination to maximize institutional responses to family violence by encouraging and / or developing mechanisms to facilitate sharing of information among agencies and coordinating the management of cases.

PROGRAM DEVELOPMENT

To encourage and support the coordinated development of programs and services to provide prompt professional crisis intervention, treatment and prevention services for family violence, the County will review and assess community needs and develop and implement a plan to address those needs.

TRAINING OF PROFESSIONALS

To facilitate early intervention in instances of suspected family violence by: supporting and/or providing training for all professionals to increase their skills in identification/assessment, reporting/referral procedures and appropriate responses.

COMMUNITY EDUCATION

To facilitate the expansion, development and implementation of education and public information programs designed to inform the community of critical family violence issues, heighten community awareness of resources available to prevent and treat family violence, promote community support for actions directed toward preventing and responding to family violence.

ADVOCACY

To affect the formulation of local, state, and federal policy and legislation relating to all aspects of family violence including funding for programs.

The work of the ten committees focuses on these functions.

Operations

- Continue to maximize the high level of fleet usage
- Continue to purge and destroy old documents and make space for high-density filing systems.

2017 Budget Highlights

Staff Development

- None

Family Violence Prevention Council

- Projects of the Family Violence Prevention Council are funded by donations from the community.

Operations

- None

Social Services/Central Administration 35020006

<u>Title of Position</u>	<u>Grade/Unit</u>	2015 <u>Actuals</u>	As of 7/5/2016 Current <u>Authorized</u>	2017 <u>Requested</u>	2017 <u>Recommended</u>
<u>Full-Time Positions</u>					
Commissioner of Social Services*	J Admin	1	1	1	1
Staff Development Director	21 BAPA	0	1	1	1
Staff Development Director	19 BAPA	1	0	0	0
Family Violence Prevention Coordinator	20 CSEA	1	1	1	1
Staff Development Specialist	17 CSEA	1	1	1	1
Secretary	13 CSEA	1	1	1	1
Social Services Operations Coordinator	13 CSEA	1	1	1	1
Senior Social Services Examiner	13 CSEA	1	1	1	1
Courier	9 CSEA	1	1	1	1
Keyboard Specialist	8 CSEA	1	1	1	1
Custodial Worker	AFSCME	1	1	1	1
Total Full-Time Positions		10	10	10	10
<u>Part-Time Positions</u>					
Keyboard Specialist	8 CSEA	1	1	1	1
Total Part-Time Positions		1	1	1	1
Total Positions		11	11	11	11

* One position shared with and partially funded by the Mental Health Department

BROOME COUNTY GOVERNMENT
 REVENUE AND APPROPRIATION SUMMARY
 BY DEPARTMENT AND DIVISION

FUND: 1010 General Operating
 DEPT: 35000000 Social Services
 DIV: 02 Soc Svcs-Central Admin

Account	2015 Actuals	2016 Budget	2016 YTD Actuals As of 08/29/16	2017 Budget Requested	2017 Budget Recommended
0000002 Departmental Income					
5000152 REPAYMENTS OF TANF	900,891	1,112,267	635,612	1,040,644	1,040,644
5000239 CSE PLACEMENTS	310,017	354,816	185,638	282,240	282,240
5000312 RENTAL CHARGEBACKS	20,913	53,757	15,208	54,061	54,061
5000331 CHARGEBACK TO GRANTS	432,862	400,392	157,453	443,032	443,032
5000333 OTHER DEPARTMENTAL CHARGEBACK	3,199	3,161	790	3,136	3,136
5000426 MISCELLANEOUS	4,100	2,084	3,139	3,859	3,859
0000002 Departmental Income Totals	1,671,982	1,926,477	997,840	1,826,972	1,826,972
0000003 Use of Money					
5000451 INTEREST AND EARNINGS	33,393	38,929	10,421	36,423	36,423
5000471 COMMISSIONS	1,865	1,773	932	1,953	1,953
0000003 Use of Money Totals	35,258	40,702	11,353	38,376	38,376
0000006 Sale of Prop and Comp for Loss					
5000518 SALE OF EQUIPMENT	484	0	0	0	0
0000006 Sale of Prop and Comp for Loss Totals	484	0	0	0	0
0000007 Misc Interfund Revenues					
5000533 UNCLASSIFIED REVENUES	18,951	24,564	11,750	22,989	22,989
5000534 TRANSFER FROM INSURANCE RESERV	13,941	1,200	6,012	0	0
5000545 CREDIT CARD REBATES	67	0	117	0	0
0000007 Misc Interfund Revenues Totals	32,959	25,764	17,879	22,989	22,989
0000008 State Aid					
5000855 SOCIAL SERVICES ADMINISTRATION	4,644,020	6,844,257	2,389,800	6,730,455	6,730,455
5000881 TANF DAY CARE	-288,362	0	0	0	0
0000008 State Aid Totals	4,355,658	6,844,257	2,389,800	6,730,455	6,730,455
0000009 Federal Aid					
5000925 SOCIAL SERVICES ADMINISTRATION	9,589,412	10,152,461	5,222,153	9,885,796	9,885,796
5000926 A 87 FEDERAL REVENUE	419,284	409,710	219,265	458,691	458,691

REPORT:BP033

BROOME COUNTY GOVERNMENT
REVENUE AND APPROPRIATION SUMMARY
BY DEPARTMENT AND DIVISION

FUND: 1010 General Operating
DEPT: 35000000 Social Services
DIV: 02 Soc Svcs-Central Admin

Account	2015 Actuals	2016 Budget	2016 YTD Actuals As of 08/29/16	2017 Budget Requested	2017 Budget Recommended
0000009 Federal Aid Totals	10,008,696	10,562,171	5,441,418	10,344,487	10,344,487
Rev Total for Div: 3502	16,105,037	19,399,371	8,858,290	18,963,279	18,963,279
0000010 Personnel Service					
6001000 SALARIES FULL-TIME	497,289	507,040	232,620	516,463	516,463
6001001 SALARIES PART-TIME	13,427	14,151	6,507	14,642	14,642
6001009 OTHER PERSONNEL SERVICES	275	275	275	275	275
0000010 Personnel Service Totals	510,991	521,466	239,402	531,380	531,380
0000040 Contractual Expenditures					
6004010 BOOKS AND SUBSCRIPTIONS	655	1,600	782	1,600	1,600
6004012 OFFICE SUPPLIES	10,574	10,000	3,353	10,000	10,000
6004020 DPW BLDG SERVICE SUPPLIES	0	600	0	600	600
6004022 FUEL AND HEATING SUPPLIES	18,801	25,347	10,125	24,307	24,307
6004023 BLDG AND GROUNDS SUPPLIES	26,681	15,000	5,814	15,000	15,000
6004045 TRAINING AND EDUCATIONAL SUPPL	3,125	1,500	691	1,500	1,500
6004046 GAS OIL GREASE AND DIESEL FUEL	1,657	2,500	428	2,500	2,500
6004054 SAFETY SUPPLIES	115	360	0	360	360
6004055 COMPUTER SOFTWARE AND SUPPLIES	2,772	7,674	7,790	0	0
6004056 COMPUTER EQUIPMENT (NON CAPITAL	4,560	0	0	0	0
6004100 POSTAGE AND FREIGHT	597	5,000	30	5,000	5,000
6004101 TELEPHONE	1,057	565	627	565	565
6004105 DUES AND MEMBERSHIPS	5,992	5,864	300	6,040	6,040
6004106 GENERAL OFFICE EXPENSES	5,161	3,500	1,114	3,500	3,500
6004111 BUILDING AND LAND RENTAL	789,212	805,503	469,877	821,795	821,795
6004115 ELECTRIC CURRENT	96,943	101,472	39,595	101,472	101,472
6004117 BUILDING AND GROUNDS EXPENSES	34,851	28,000	13,388	28,000	28,000
6004137 ADVERTISING AND PROMOTION EXPE	79	1,000	414	1,000	1,000
6004138 OTHER OPERATIONAL EXPENSES	7,695	1,000	424	1,000	1,000
6004160 MILEAGE AND PARKING-LOCAL	650	210	321	210	210
6004161 TRAVEL HOTEL AND MEALS	71	1,000	0	1,000	1,000
6004162 EDUCATION AND TRAINING	1,786	1,000	0	1,000	1,000
6004164 NON-EMPLOYEE TRAVEL HOTEL & ME	4,140	7,038	2,091	4,680	4,680
6004165 ADVISORY BD/TRUSTEES EXPENSES	0	1,900	0	1,900	1,900
6004168 OTHER PERSONNEL EXPENSES	60	120	60	120	120

BROOME COUNTY GOVERNMENT
 REVENUE AND APPROPRIATION SUMMARY
 BY DEPARTMENT AND DIVISION

FUND: 1010 General Operating
 DEPT: 35000000 Social Services
 DIV: 02 Soc Svcs-Central Admin

Account	2015 Actuals	2016 Budget	2016 YTD Actuals As of 08/29/16	2017 Budget Requested	2017 Budget Recommended
6004169 DAY TRIP MEAL REIMBURSEMENT	62	300	8	300	300
6004192 SOFTWARE MAINTENANCE	24,320	0	0	0	0
6004193 HARDWARE MAINTENANCE	75	0	0	0	0
6004195 HARDWARE RENTAL	3,161	0	0	0	0
6004196 COPYING MACHINE RENTALS	9,539	21,026	12,490	24,036	24,036
6004200 PROPERTY LOSS	8,023	1,200	6,012	0	0
6004203 INSURANCE CLAIMS	3,358	0	0	0	0
6004500 ACCTG AND COST ALLOCATION SERV	7,000	7,000	0	7,000	7,000
6004573 OTHER FEES FOR SERVICES	71,538	107,012	24,200	107,012	107,012
6005003 DISCOVERY CENTER	4,816	5,000	0	5,000	5,000
6005016 BROOME CO COOP EXT ASSN	316,539	316,539	158,270	376,717	371,832
0000040 Contractual Expenditures Totals	1,465,665	1,485,830	758,204	1,553,214	1,548,329
0000041 Chargeback Expenses					
6004602 INSURANCE PREMIUM CHARGEBACK	5,585	22,835	11,417	40,698	40,698
6004604 DPW SECURITY CHARGEBACKS	1,291,464	1,361,206	341,767	1,358,818	1,358,818
6004605 COUNTY ATTORNEY CHARGEBACKS	1,026,868	1,155,058	214,978	1,123,778	1,123,778
6004606 TELEPHONE BILLING ACCOUNT	16,088	12,878	4,401	11,501	11,501
6004609 DATA PROCESSING CHARGEBACKS	442,446	475,226	0	495,847	495,847
6004610 PERSONNEL SERVICES CHARGEBACKS	0	0	7,688	0	0
6004614 OTHER CHARGEBACK EXPENSES	14,500	4,834	7,371	5,718	5,718
6004615 GASOLINE CHARGEBACK	27,883	52,350	4,978	31,500	31,500
6004616 FLEET SERVICE CHARGEBACK	61,353	54,264	0	60,374	60,374
6004617 DUPLICATING/PRINTING CHARGEBAC	31,919	31,307	12,584	32,445	32,445
6004618 OFFICE SUPPLIES CHARGEBACK	83,890	113,564	47,669	117,197	117,197
6004619 BUILDING SERVICE CHARGEBACK	63,710	95,000	17,402	95,000	95,000
6004621 BUILDING AND LAND RENTAL CHARG	12,538	0	0	0	0
6004626 TRANSPORTATION SERVICES CHARGE	86,257	75,279	0	82,743	82,743
0000041 Chargeback Expenses Totals	3,164,501	3,453,801	670,255	3,455,619	3,455,619
0000060 Principal on Indebtedness					
6006008 PRINCIPAL ON CAPITAL LEASE	8,498	0	0	0	0
0000060 Principal on Indebtedness Totals	8,498	0	0	0	0
0000070 Interest on Indebtedness					
6007005 INTEREST ON CAPITAL LEASE	3,028	0	0	0	0

REPORT:BP033

BROOME COUNTY GOVERNMENT
REVENUE AND APPROPRIATION SUMMARY
BY DEPARTMENT AND DIVISION

FUND: 1010 General Operating
DEPT: 35000000 Social Services
DIV: 02 Soc Svcs-Central Admin

Account	2015 Actuals	2016 Budget	2016 YTD Actuals As of 08/29/16	2017 Budget Requested	2017 Budget Recommended
0000070 Interest on Indebtedness Totals	3,028	0	0	0	0
0000080 Employee Benefits					
6008001 STATE RETIREMENT	91,460	97,517	45,856	93,976	93,976
6008002 SOCIAL SECURITY	36,527	39,870	17,224	40,630	40,630
6008004 WORKERS COMPENSATION	4,181	6,966	2,485	9,338	9,338
6008006 LIFE INSURANCE	161	165	81	165	165
6008007 HEALTH INSURANCE	108,172	112,416	45,467	102,051	102,051
6008009 RETIREE HEALTH INSURANCE	68,839	68,838	34,448	68,847	68,847
6008010 DISABILITY INSURANCE	624	760	293	696	696
0000080 Employee Benefits Totals	309,964	326,532	145,854	315,703	315,703
Exp Total for Div: 3502	5,462,647	5,787,629	1,813,715	5,855,916	5,851,031
Total for Div: 35000000	10,642,390	13,611,742	7,044,575	13,107,363	13,112,248

Social Services

Administrative Services - 35010006

Mission Statement

The Administrative Services Unit of the Department of Social Services ensures the department's compliance with fiscal and operation policies dictated by the federal and state governments regarding claims and revenue. It is this department's goal to assist our County government in understanding and pursuing the most advantageous use of our welfare funding.

Description

Administrative Services is responsible for a variety of functions. Included are: budget preparation, fiscal planning, accounting, security, operations management, resources, third party health insurance, and personnel as provided for in Article XVII (1) (a) of the New York State Constitution, and various sections, Title 18 of the New York State Code Rules and Regulations.

2017 Objectives

- Prepare a budget that will meet the needs of our clients and be financially sound.
- Provide timely and accurate payments to clients and to providers on behalf of our clients in all program areas.
- Prepare monthly claims for State and Federal reimbursement of program and administrative expenditures.
- To assist external auditors in their audit of department records.
- Maintain individual personnel files for all employees which includes: personnel data records (PDR), leave of absences and disability forms, bi-weekly payroll, and computerized sick and vacation records for more accurate and efficient record keeping.

2017 Budget Highlights

- Ongoing reengineering effort to focus on efficiencies and cost reductions.
- Continue department wide imaging program to increase efficiencies and reduce dependence on paper files.
- Fiscal measurement reporting has been rolled out and will continue to be reviewed on a monthly basis.
- Continue documenting, updating, and flow charting all financial processes to enhance departmental controls and to optimize process efficiencies.

Social Services/Administrative Services 35010006

<u>Title of Position</u>	<u>Grade/Unit</u>	<u>2015 Actuals</u>	<u>As of 7/5/2016 Current Authorized</u>	<u>2017 Requested</u>	<u>2017 Recommended</u>
<u>Full-Time Positions</u>					
Deputy Comm. of Social Services/Admin. Services*	G Admin	1	1	1	1
Fiscal Services Administrator	24 Admin	1	1	1	1
Senior Accountant	18 BAPA	1	1	1	1
Accountant (County)	16 CSEA	1	1	1	1
Resource Consultant	14 CSEA	1	1	1	1
Computer Operator	13 CSEA	1	0	0	0
Welfare Management Systems Assistant	13 CSEA	0	1	1	1
Principal Account Clerk	13 CSEA	4	4	4	4
Secretary	13 CSEA	1	1	1	1
Senior Account Clerk	9 CSEA	5	5	5	5
Keyboard Specialist	8 CSEA	2	2	2	2
Senior Clerk	8 CSEA	3	3	3	3
Account Clerk	7 CSEA	1	1	1	1
Clerk	6 CSEA	1	1	1	1
Total Full-Time Positions		23	23	23	23
<u>Part-Time Positions</u>					
None					
Total Part-Time Positions		0	0	0	0
Total Positions		23	23	23	23

*One position unfunded since 2015

BROOME COUNTY GOVERNMENT
 REVENUE AND APPROPRIATION SUMMARY
 BY DEPARTMENT AND DIVISION

FUND: 1010 General Operating
 DEPT: 35000000 Social Services
 DIV: 01 Soc Svcs-Admin Svcs

Account	2015 Actuals	2016 Budget	2016 YTD Actuals As of 08/29/16	2017 Budget Requested	2017 Budget Recommended
35000000 Social Services					
0000010 Personnel Service					
6001000 SALARIES FULL-TIME	774,551	815,539	338,237	808,997	808,997
6001003 SALARIES OVERTIME	3,397	3,090	226	3,090	3,090
0000010 Personnel Service Totals	777,948	818,629	338,463	812,087	812,087
0000040 Contractual Expenditures					
6004012 OFFICE SUPPLIES	2,752	7,638	697	7,638	7,638
6004160 MILEAGE AND PARKING-LOCAL	68	0	10	0	0
6004161 TRAVEL HOTEL AND MEALS	3,120	3,000	1,158	3,000	3,000
6004162 EDUCATION AND TRAINING	712	725	696	725	725
6004169 DAY TRIP MEAL REIMBURSEMENT	8	250	104	250	250
6004200 PROPERTY LOSS	2,561	0	0	0	0
0000040 Contractual Expenditures Totals	9,221	11,613	2,665	11,613	11,613
0000041 Chargeback Expenses					
6004606 TELEPHONE BILLING ACCOUNT	6,554	5,048	1,721	6,876	6,876
0000041 Chargeback Expenses Totals	6,554	5,048	1,721	6,876	6,876
0000080 Employee Benefits					
6008001 STATE RETIREMENT	124,414	139,371	57,272	129,073	129,073
6008002 SOCIAL SECURITY	55,560	62,627	24,156	62,125	62,125
6008004 WORKERS COMPENSATION	6,538	10,990	3,901	14,224	14,224
6008006 LIFE INSURANCE	310	330	149	330	330
6008007 HEALTH INSURANCE	181,264	198,834	84,681	207,400	207,400
6008009 RETIREE HEALTH INSURANCE	175,338	214,191	80,766	158,401	158,401
6008010 DISABILITY INSURANCE	1,399	1,900	623	1,740	1,740
6008011 UNEMPLOYMENT INSURANCE	29,029	0	4,605	0	0
6008013 HEALTH INS - RETIRE INCENTIVE	1,219	0	0	0	0
0000080 Employee Benefits Totals	575,071	628,243	256,153	573,293	573,293
Exp Total for Div: 3501	1,368,794	1,463,533	599,002	1,403,869	1,403,869

REPORT:BP033

BROOME COUNTY GOVERNMENT
REVENUE AND APPROPRIATION SUMMARY
BY DEPARTMENT AND DIVISION

FUND: 1010 General Operating
DEPT: 35000000 Social Services
DIV: 01 Soc Svcs-Admin Svcs

Account	2015 Actuals	2016 Budget	2016 YTD Actuals As of 08/29/16	2017 Budget Requested	2017 Budget Recommended
Total for Div: 35000000	-1,368,794	-1,463,533	-599,002	-1,403,869	-1,403,869

SOCIAL SERVICES - 35

Support Services - 35060006

Mission Statement

Master Control

To provide vital, diversified service to all divisions in the department.

Child Support Enforcement Unit (CSEU)/Support Collection Unit (SCU)

The Child Support Enforcement Unit (CSEU) and the Support Collection Unit (SCU) are responsible for establishing and enforcing support orders against legally responsible relatives, and on behalf of public assistance applicants/recipients, as well as for non-applicant/recipient individuals who make application for child support services. These units are also responsible for establishment of paternity for all children born out of wedlock for these applicants as well, as necessary. The CSEU also has a responsibility to secure a court order for third party health insurance on behalf of all children in receipt of public assistance and Medicaid only benefits. Additionally, the SCU has primary responsibility to collect, monitor, and enforce all support as ordered made payable through it by any court of competent jurisdiction.

Medical Services

Within the scope of the Medicaid program provide access to appropriate, quality health care services for the Medicaid recipient by directing recipients to health and education services, identify trends and needs in the community health care system, work collaboratively with community providers to develop programs and health services, maximize all payer sources as well as federally supported categories of medical assistance.

Welfare Management System (WMS)

The Welfare Management System (WMS) Division administers local Department of Social Services electronic data processing and Administrative systems. This division also coordinates the interface between the WMS, the Medicaid Management Information System (MMIS), the Electronic Medicaid Eligibility Verification System (EMEVS), the Electronic Benefit Issuance Control Subsystem (EBICS), the Client Notice System (CNS), and in the mechanism for issuance of the Common Benefit Identification Card (CBIC).

Additionally, the division maintains the overall responsibility for all Electronic Data Processing (EDP) procedures that affect the department, including maximizing the efficiency of the department by designing and implementing personal computer applications. Electronic Benefit Transfer (EBT) Electronic procedure that allows recipients the ability to redeem benefits directly from authorized vendors and ATM machines. The Welfare Management System is authorized under Title 18, Part 655.1, Chapter 2 subchapter g, of the New York State Social Services Law.

Description

Master Control

This unit prepares Temporary Assistance, non-Temporary Assistance SNAP, and Medicaid applications assigning case numbers, and entering each one into the Master Control database. Master Control prepares statistical reports, orders and distributes state and local forms. Master Control is responsible for the agency telephone switchboard and is the records custodian for all active, ancillary, and closed Temporary Assistance, SNAP, and Medicaid cases. The unit

also houses three scanning stations and is responsible to oversee scanning all temporary assistance openings and denials; Temporary Assistance Recertification and miscellaneous paperwork from TA Undercare and SNAP. The Master Control staff is also responsible for the finger imaging of all applicants for the Temporary Assistance, and the issuing of benefit cards for Expedited SNAP and Temporary Assistance applicants and recipients. Staff from the Master Control Unit are also responsible for greeting and directing visitors to our Main Street Waiting Room.

Child Support Enforcement Unit (CSEU)/Support Collection Unit (SCU)

CSEU: location of non-custodial parents (NCP), financial investigation of NCP, health insurance investigation, non-support and/or paternity petition preparation and filing, arrange (County provided) legal representation as necessary and appropriate, assistance with identifying and obtaining any and all supportive information or documentation, preparation of any and all other documentation as necessary, monitor and maintain case, update and re-investigate as needed. SCU: Receive order of support from various courts, create and maintain support account, collect and disburse support payments, prepare and file non-payment violation petitions. Submits accounts for eligible enforcement processes, including but not limited to income execution for immediate wage withholding, federal and NYS Tax Intercept, property execution, and revocation of driving privileges.

2017 Objectives

Master Control

- Provide ongoing records management for Social Services case documents.
- Provide support services for Temporary Assistance, Medical Assistance, and Non-Public Assistance SNAP case preparation and department-wide telephone support.
- Continue inputting case numbers and corresponding information into the Master Control database.
- Continue scanning Temporary Assistance and SNAP cases as they close and/or are denied to aid in our space problem.
- Continue to provide excellent customer service to all.
- Continue to finger image applicants according to the AFIS plan of operation.
- Provide excellent customer service at the Reception area of the DSS-Main Street Waiting Room.

Child Support Enforcement Unit (CSEU)/Support Collection Unit (SCU)

- Increase total child support collections for 2017.
- Filling of existing staff vacancy's in both the SCU and the CSEU.
- To continue to meet or exceed federal and New York State mandated performances measures through intensive review of cases identified by NYS's Department of Child Support Enforcement. Review of over 2,200 cases will result in additional petition filings for paternity and support, in addition to securing court orders for third party health insurance. Approval of overtime funding will assist in case review. Securing orders for child support and third party health insurance are a potential cost avoidance for Broome County.

Medical Services

- Maintain operations of the Mandatory Medicaid Managed Care and Mandatory Managed Long Term Care Program that allows for increased access to primary care services for the TANF, Safety Net, SSI, Disabled and Elderly populations.
- Continue to implement NYS Medicaid Redesign Team Projects aimed at reforming the system and reducing costs, including Managed Care Benefit Expansion and State Takeover of Administration of the Medicaid program.
- Continue to support and assist NY Medicaid choice with providing information to clients about Mandatory Managed Care and Managed Long Term Care plan options and provider networks so clients are able to make an informed choice and avoid auto assignments into managed care plans.
- Successfully facilitate the transition of the Nursing Home Medicaid benefit into Managed Care and Managed Long Term Care
- Process eligibility for the Medicaid for Pregnant Women Program recipients.

Welfare Management System (WMS)

- Continue implementation of various applications including Connections and voice recognition software.
- Develop applications for the Viking.
- Implement records imaging solution for the department.
- Continue Human Services Enterprise Network (HSEN) Development to fully integrate the state and local systems.
- Continue development of reports using the Sidney on SQL Server and COGNOS Impromptu.
- Process all applications and authorizations in data entry within a 24 to 36 hour timeframe.

2017 Budget Highlights

Master Control

- Provide case file management support for 12,000 Assistance Program applicants.
- Scan, index, commit, and quality control assurance for 175,000 documents per month.
- Greet and direct over 170,000 consumers to our DSS Main St. Waiting Room.

Child Support Enforcement Unit (CSEU)/Support Collection Unit (SCU)

- Through full staffing, meet or exceed number of child support petitions filed in 2016, which will lead to increase in child support collected.
- To increase the unit's Paternity Establishment Percentage (PEP) from 93.55% as of January 31, 2016 to 95.00% by December 31, 2017. The minimum federal performance standard for this category is 90.00%.
- Continue to increase the unit's Support Enforcement Performance (SEP) to meet or exceed the minimum federal performance standard of 80%. Broome is currently at 91.8% as of January 31, 2016.

Medical Services

- By December 31, 2017 targeted enrollment for Broome's Medicaid Managed Care and Managed Long Term Care Programs will reach 35,000 mandatory enrollees, pending plan capacity.
- Determine presumptive eligibility for 450 Medicaid for Pregnant Women Program recipients: 90% of the eligibility determinations will be conducted in the first trimester of pregnancy.

Welfare Management System (WMS)

- Provide 18,225 authorizations per month.
- Perform 364,500 transactions per month.

Social Services/Support Services 35060006

<u>Title of Position</u>	<u>Grade/Unit</u>	2015 <u>Actuals</u>	As of 7/5/2016 <u>Current Authorized</u>	2017 <u>Requested</u>	2017 <u>Recommended</u>
<u>Full-Time Positions</u>					
Welfare Management Systems Coordinator	20 BAPA	1	1	1	1
Coordinator of Child Support Enforcement	20 BAPA	1	1	1	1
Supervising Support Investigator	17 BAPA	1	1	1	1
Support Collection Supervisor	17 BAPA	1	1	1	1
Coordinator of Volunteer Services	16 BAPA	1	1	1	1
Senior Support Investigator	16 CSEA	1	1	1	1
Assistant Support Collection Supervisor	13 CSEA	1	1	1	1
Family Courts Liaison	12 CSEA	2	2	2	2
Social Services Examiner	11 CSEA	1	1	1	1
Support Investigator	11 CSEA	10	10	10	10
Child Support Specialist	9 CSEA	5	5	5	5
Senior Account Clerk	9 CSEA	2	2	2	2
Data Entry Machine Operator	8 CSEA	5	5	5	5
Keyboard Specialist	8 CSEA	3	3	3	3
Senior Clerk	8 CSEA	1	1	1	1
Account Clerk	7 CSEA	3	3	3	3
Telephone Operator	7 CSEA	1	1	1	1
Clerk	6 CSEA	1	1	1	1
Total Full-Time Positions		41	41	41	41
<u>Part-Time Positions</u>					
Systems Analyst	24 BAPA	1	1	1	1
Total Part-Time Positions		1	1	1	1
Total Positions		42	42	42	42

REPORT:BP033

BROOME COUNTY GOVERNMENT
REVENUE AND APPROPRIATION SUMMARY
BY DEPARTMENT AND DIVISION

FUND: 1010 General Operating
DEPT: 35000000 Social Services
DIV: 06 Soc Svcs-Support Svcs

Account	2015 Actuals	2016 Budget	2016 YTD Actuals As of 08/29/16	2017 Budget Requested	2017 Budget Recommended
0000010 Personnel Service					
6001000 SALARIES FULL-TIME	1,391,493	1,497,513	657,431	1,501,677	1,501,677
6001001 SALARIES PART-TIME	50,707	51,006	23,508	52,211	52,211
6001003 SALARIES OVERTIME	24,159	24,252	10,601	24,252	24,252
0000010 Personnel Service Totals	1,466,359	1,572,771	691,540	1,578,140	1,578,140
0000040 Contractual Expenditures					
6004012 OFFICE SUPPLIES	37,038	51,000	17,154	51,000	51,000
6004055 COMPUTER SOFTWARE AND SUPPLIES	893	0	0	0	0
6004100 POSTAGE AND FREIGHT	1,218	1,289	1,304	1,330	1,330
6004106 GENERAL OFFICE EXPENSES	3,661	3,708	1,528	3,392	3,392
6004160 MILEAGE AND PARKING-LOCAL	0	0	150	0	0
6004161 TRAVEL HOTEL AND MEALS	1,433	1,500	701	1,500	1,500
6004162 EDUCATION AND TRAINING	333	500	343	500	500
6004168 OTHER PERSONNEL EXPENSES	53	150	0	150	150
6004169 DAY TRIP MEAL REIMBURSEMENT	0	200	0	200	200
6004196 COPYING MACHINE RENTALS	1,056	5,873	2,814	5,443	5,443
6004402 LAB SERVICES	14,706	20,000	5,586	20,000	20,000
6004573 OTHER FEES FOR SERVICES	16,547	0	0	0	0
0000040 Contractual Expenditures Totals	76,938	84,220	29,580	83,515	83,515
0000041 Chargeback Expenses					
6004606 TELEPHONE BILLING ACCOUNT	9,706	8,446	2,766	11,062	11,062
6004610 PERSONNEL SERVICES CHARGEBACKS	0	20,915	6,465	20,915	20,915
0000041 Chargeback Expenses Totals	9,706	29,361	9,231	31,977	31,977
0000060 Principal on Indebtedness					
6006008 PRINCIPAL ON CAPITAL LEASE	3,550	0	0	0	0
0000060 Principal on Indebtedness Totals	3,550	0	0	0	0
0000070 Interest on Indebtedness					
6007005 INTEREST ON CAPITAL LEASE	590	0	0	0	0

REPORT:BP033

BROOME COUNTY GOVERNMENT
REVENUE AND APPROPRIATION SUMMARY
BY DEPARTMENT AND DIVISION

FUND: 1010 General Operating
DEPT: 35000000 Social Services
DIV: 06 Soc Svcs-Support Svcs

Account	2015 Actuals	2016 Budget	2016 YTD Actuals As of 08/29/16	2017 Budget Requested	2017 Budget Recommended
0000070 Interest on Indebtedness Totals	590	0	0	0	0
0000080 Employee Benefits					
6008001 STATE RETIREMENT	252,624	273,394	124,629	284,455	284,455
6008002 SOCIAL SECURITY	104,934	120,314	49,206	120,728	120,728
6008004 WORKERS COMPENSATION	12,906	20,867	7,495	27,320	27,320
6008006 LIFE INSURANCE	580	630	300	630	630
6008007 HEALTH INSURANCE	341,293	386,922	164,947	365,652	365,652
6008009 RETIREE HEALTH INSURANCE	149,303	149,923	78,794	159,207	159,207
6008010 DISABILITY INSURANCE	2,320	3,420	1,115	3,132	3,132
6008011 UNEMPLOYMENT INSURANCE	-3,856	0	0	0	0
6008013 HEALTH INS - RETIRE INCENTIVE	6,635	0	0	0	0
0000080 Employee Benefits Totals	866,739	955,470	426,486	961,124	961,124
Exp Total for Div: 3506	2,423,882	2,641,822	1,156,837	2,654,756	2,654,756
Total for Div: 35000000	-2,423,882	-2,641,822	-1,156,837	-2,654,756	-2,654,756

Social Services

Certification – 35030006

(Includes Public Assistance, Medical Assistance, Supplemental Nutrition Assistance Program, Welfare to Work and Child Assistance Program)

Mission Statement

Temporary Assistance

To determine initial and continuing eligibility for cash grant programs, including emergency assistance, within statutory time limits and ensuring program integrity; to utilize diversion such as one-time cash assistance or referral to other programs/benefits. To enable recipients to achieve self-sufficiency by utilizing aggressive case management with the assistance of the Welfare to Work unit. Temporary assistance is administered under the authority of the New York State Social Services Law and Title 18 of the New York Code of Rules and Regulations.

Medical Assistance

To determine initial and continuing eligibility for medical assistance, within statutory time limits, responsively and accurately to facilitate self-sufficiency; to utilize third party health insurance and Medicare benefits; to maximize federal reimbursement through the utilization of federal categories; to involve eligible Medicaid recipients in managed care. Medical assistance is administered under the authority of the New York State Health Department Law and Title 18 of the New York Code of Rules and Regulations.

Supplemental Nutrition Assistance Program (SNAP)

To determine initial and continuing eligibility for SNAP, within statutory time limits, responsively and accurately; to refer appropriate food stamp recipients to the Welfare to Work unit for participation in employment programs to facilitate self-sufficiency; to increase participation in the program in line with New York State directives; to comply with additional New York State program initiatives such as e-filing, and other facilitated application services; to comply with current program requirements of Electronic Benefit Transfer and Home Energy Assistance Program (HEAP). SNAP is administered under the authority of the New York State Social Services Law, Title 18 of the New York Code of Rules and Regulations, and Title 7 of the United States Code of Rules and Regulations.

Welfare to Work

To enable applicants and recipients of public assistance and food stamps to achieve their maximum level of self-support through the provision of the services, training, education, and supportive services needed to help them overcome barriers to employment and meet the mandates of federal welfare reform legislation. Programs include work experience, job search, job development and on the job training. The departments' welfare to work program also includes the SNAP Employment and Training Program.

2017 Objectives

For all assistance programs areas: To continue our concerted effort to establish the most efficient business processes to ensure our expanding caseload is well served at our current staffing levels.

Temporary Assistance

- Reduce the need for temporary assistance by assisting applicants in achieving self-sufficiency through diversion.
- Ensure assessment and participation of clients in work programs through integration with the Welfare to Work unit.
- Ensure Temporary Assistance applicants are provided benefits in a professional, efficient manner within prescribed timeframes.

Medical Assistance

- Defray costs by maximizing other health care alternatives such as third party insurance, managed care, Medicare, and community clinics.
- Continue public relations campaign and educational meetings and trainings related to the State Take-over of the Medicaid Program with community providers.
- Phase-in the community Medicaid eligibility process via the State Health Exchange.

Supplemental Nutrition Assistance Program (SNAP)

- Increase client participation in the program as mandated by New York State directives including the Working Families Initiative and utilization of the “my benefits” state website.
- Maintain program integrity and statutory timeframes for case determination.
- Ensure compliance with all applicable regulatory requirements.

Welfare to Work

- Continually monitor processes and work activities to ensure efforts assist the agency in meeting participation rates mandated by state and federal legislation.
- Promote and monitor new policies which immediately engage all employable applicants in work activities that will lead to the elimination or reduction in their need for Public Assistance and/or SNAP.
- Interface Welfare to Work and other assistance program staff and community agencies to coordinate Welfare to Work activities.

2017 Budget Highlights

Temporary Assistance

- Divert 15% of new applicants to other resources to eliminate the need for Temporary Assistance.
- Continue to refer 100% of new applicants to the FEDS/EVR process.

Medical Assistance

- Refer 100% of eligible Medicaid recipients to managed care programs.
- Assist 100% of the MAGI Medicaid population to navigate the Health Exchange.
- Make initial determinations for chronic care Medicaid within the state statutory time frames.
- Make initial determinations for SSI-related Medicaid within the state statutory time frame of 45 days from application date.

Supplemental Nutrition Assistance Program (SNAP)

- Ensure timeliness of determinations for SNAP benefits to ensure they are within the NYS statutory time limit of 30 days from application date.
- Review and process 100% of SNAP applications eligible for expedited service within 5 business days.
- Bring error rate to state acceptable standards through enhanced quality control and staff training.

Welfare to Work

- Continue to work with community agencies to expand and develop new work sites, projects, and job skills trainings for consumers.
- Enable 800 recipients to secure employment.
- Secure SSI/SSD for 200 disabled TANF and Safety Net recipients.

Social Services/Certification 35030006

<u>Title of Position</u>	<u>Grade/Unit</u>	2015 <u>Actuals</u>	As of 7/5/2016 <u>Current Authorized</u>	2017 <u>Requested</u>	2017 <u>Recommended</u>
<u>Full-Time Positions</u>					
Deputy Commissioner of Social Services	E Admin	1	1	1	1
Head Social Services Examiner	21 BAPA	1	1	1	1
Senior Employment Coordinator	21 BAPA	1	1	1	1
Employment Coordinator	18 BAPA	1	1	1	1
Office Manager	16 BAPA	1	1	0	0
Human Services Coordinator II	20 CSEA	0	0	1	1
Case Supervisor Grade B	20 CSEA	1	1	1	1
Senior Caseworker	18 CSEA	2	2	2	2
Principal Social Services Examiner	17 CSEA	6	6	6	6
Caseworker/Trainee	16/14 CSEA	10	10	10	10
Job Developer	16 CSEA	1	1	1	1
Secretary	13 CSEA	1	1	1	1
Senior Social Services Examiner	13 CSEA	16	16	16	16
Social Services Examiner	11 CSEA	31	32	32	32
Keyboard Specialist	8 CSEA	5	5	5	5
Clerk	6 CSEA	2	2	2	2
Total Full-Time Positions		80	81	81	81
<u>Part-Time Positions</u>					
None					
Total Part-Time Positions		0	0	0	0
Total Positions		80	81	81	81

REPORT:BP033

BROOME COUNTY GOVERNMENT
REVENUE AND APPROPRIATION SUMMARY
BY DEPARTMENT AND DIVISION

FUND: 1010 General Operating
DEPT: 35000000 Social Services
DIV: 03 Soc Svcs-Certification

Account	2015 Actuals	2016 Budget	2016 YTD Actuals As of 08/29/16	2017 Budget Requested	2017 Budget Recommended
0000010 Personnel Service					
6001000 SALARIES FULL-TIME	3,165,598	3,328,491	1,495,488	3,355,721	3,355,721
6001003 SALARIES OVERTIME	2,029	3,000	154	3,000	3,000
0000010 Personnel Service Totals	3,167,627	3,331,491	1,495,642	3,358,721	3,358,721
0000040 Contractual Expenditures					
6004010 BOOKS AND SUBSCRIPTIONS	0	135	0	135	135
6004012 OFFICE SUPPLIES	12,559	15,000	5,265	15,000	15,000
6004023 BLDG AND GROUNDS SUPPLIES	584	484	151	517	517
6004106 GENERAL OFFICE EXPENSES	3,177	3,199	0	0	0
6004111 BUILDING AND LAND RENTAL	5,379	63,181	63,173	63,181	63,181
6004117 BUILDING AND GROUNDS EXPENSES	21,324	22,893	205	22,875	22,875
6004138 OTHER OPERATIONAL EXPENSES	52	22	11	22	22
6004160 MILEAGE AND PARKING-LOCAL	28	0	0	0	0
6004161 TRAVEL HOTEL AND MEALS	560	500	1,626	1,500	1,500
6004162 EDUCATION AND TRAINING	0	150	338	150	150
6004169 DAY TRIP MEAL REIMBURSEMENT	0	150	48	150	150
0000040 Contractual Expenditures Totals	43,663	105,714	70,817	103,530	103,530
0000041 Chargeback Expenses					
6004604 DPW SECURITY CHARGEBACKS	11,935	14,350	3,415	16,716	16,716
6004606 TELEPHONE BILLING ACCOUNT	17,376	15,932	4,723	23,488	23,488
6004619 BUILDING SERVICE CHARGEBACK	5,738	7,693	1,616	7,052	7,052
0000041 Chargeback Expenses Totals	35,049	37,975	9,754	47,256	47,256
0000060 Principal on Indebtedness					
6006008 PRINCIPAL ON CAPITAL LEASE	12,615	0	0	0	0
0000060 Principal on Indebtedness Totals	12,615	0	0	0	0
0000070 Interest on Indebtedness					
6007005 INTEREST ON CAPITAL LEASE	45,178	0	0	0	0
0000070 Interest on Indebtedness Totals	45,178	0	0	0	0

REPORT:BP033

BROOME COUNTY GOVERNMENT
 REVENUE AND APPROPRIATION SUMMARY
 BY DEPARTMENT AND DIVISION

FUND: 1010 General Operating
 DEPT: 35000000 Social Services
 DIV: 03 Soc Svcs-Certification

Account	2015 Actuals	2016 Budget	2016 YTD Actuals As of 08/29/16	2017 Budget Requested	2017 Budget Recommended
0000080 Employee Benefits					
6008001 STATE RETIREMENT	535,048	581,514	266,967	551,420	551,420
6008002 SOCIAL SECURITY	228,256	254,422	107,325	256,943	256,943
6008004 WORKERS COMPENSATION	27,131	44,468	15,875	58,907	58,907
6008006 LIFE INSURANCE	1,149	1,215	585	1,215	1,215
6008007 HEALTH INSURANCE	664,181	697,237	315,112	705,026	705,026
6008009 RETIREE HEALTH INSURANCE	563,819	586,406	300,218	614,299	614,299
6008010 DISABILITY INSURANCE	5,405	7,220	2,552	6,699	6,699
6008013 HEALTH INS - RETIRE INCENTIVE	27,868	0	0	0	0
0000080 Employee Benefits Totals	2,052,857	2,172,482	1,008,634	2,194,509	2,194,509
Exp Total for Div: 3503	5,356,989	5,647,662	2,584,847	5,704,016	5,704,016
Total for Div: 35000000	-5,356,989	-5,647,662	-2,584,847	-5,704,016	-5,704,016

Social Services
Services – 35050006

Mission Statement

The Services Division provides support, counseling, case management, and case planning to children, adults, and families whose health and safety are at risk due to abuse, neglect, maltreatment, or dysfunction.

Description

Whenever possible, services are provided to prevent out of home placement. If placement out of the home is required, the lowest level of care, that is appropriate, is sought for the shortest duration possible. Services are provided in accordance with federal and state mandates, laws, and regulations. Service includes the following areas: child protective services, adult protective services, foster care, day care, adoption, preventive, home-finding, and auxiliary services.

2017 Objectives

- Investigate all reports of child abuse and neglect.
- Promote the “Safe Sleep Message”.
- Maintain minimal use of residential placements and detention placements.
- Provide supportive and rehabilitative services to families whose health and safety is at risk and to reduce the likelihood of out of home placement and hard to place individuals.
- Promote permanency for all children in care.
- Provide affordable quality child care to low income families.

- Provide services to victims of domestic violence.
- Implement performance improvement plans for child welfare outcomes and Title IV-E determinations.
- Continue to implement computer systems in child welfare and day care.

2017 Budget Highlights

- Decrease care days.
- Decrease detention days.
- Continue successful Preventive Programs.
- Investigate 600 reports of adult abuse and neglect.
- Provide services to 3,000 cases per month.
- Provide purchase of services to 400 cases per month.
- Free 35 children for adoption.
- Place 40 children for adoption.
- Provide day care to 1,200 children per month.
- Maintain the number of residential placements at 35 or less.
- Enhancement to staffing adding 4 CPS line staff.

Social Services/Services 35050006

<u>Title of Position</u>	<u>Grade/Unit</u>	2015 <u>Actuals</u>	As of 7/5/2016 Current <u>Authorized</u>	2017 <u>Requested</u>	2017 <u>Recommended</u>
<u>Full-Time Positions</u>					
Deputy Comm. of Social Services	E Admin	1	1	1	1
Case Supervisor Grade A	23 BAPA	2	2	2	2
Mental Health Program Coordinator	23 BAPA	1	1	1	1
Office Manager	16 BAPA	1	1	1	1
Clinical Social Worker	21 CSEA	1	1	1	1
Case Supervisor Grade B	20 CSEA	13	13	13	13
Senior Caseworker	18 CSEA	20	20	22	22
Intensive Case Manager	18 CSEA	3	3	3	3
Principal Social Services Examiner	17 CSEA	1	1	1	1
Caseworker/Trainee	16/14 CSEA	62	62	64	64
Secretary	13 CSEA	2	2	2	2
Social Services Examiner	11 CSEA	1	1	1	1
Senior Account Clerk	9 CSEA	2	2	2	2
Community Service Worker	8 CSEA	6	6	6	6
Keyboard Specialist	8 CSEA	6	6	6	6
Total Full-Time Positions		122	122	126	126
<u>Part-Time Positions</u>					
Intensive Case Manager	18 CSEA	1	1	1	1
Total Part-Time Positions		1	1	1	1
Total Positions		123	123	127	127

REPORT:BP033

BROOME COUNTY GOVERNMENT
REVENUE AND APPROPRIATION SUMMARY
BY DEPARTMENT AND DIVISION

FUND: 1010 General Operating
DEPT: 35000000 Social Services
DIV: 05 Soc Svcs- Svcs

Account	2015 Actuals	2016 Budget	2016 YTD Actuals As of 08/29/16	2017 Budget Requested	2017 Budget Recommended
0000010 Personnel Service					
6001000 SALARIES FULL-TIME	5,477,350	5,638,078	2,485,070	5,852,102	5,852,102
6001001 SALARIES PART-TIME	22,063	23,006	10,589	24,005	24,005
6001002 SALARIES TEMPORARY	9,988	35,000	15,439	35,000	35,000
6001003 SALARIES OVERTIME	168,610	125,160	71,216	125,160	125,160
6001008 STAND-BY PAY	14,730	14,820	6,305	14,820	14,820
0000010 Personnel Service Totals	5,692,741	5,836,064	2,588,619	6,051,087	6,051,087
0000040 Contractual Expenditures					
6004012 OFFICE SUPPLIES	14,968	12,550	5,483	12,550	12,550
6004023 BLDG AND GROUNDS SUPPLIES	179	0	0	0	0
6004040 MOTOR EQUIPMENT SUPPLIES	0	500	859	500	500
6004041 PHOTOGRAPHIC SUPPLIES	789	1,400	146	1,400	1,400
6004046 GAS OIL GREASE AND DIESEL FUEL	24	0	17	0	0
6004048 MISC OPERATIONAL SUPPLIES	41	500	102	500	500
6004056 COMPUTER EQUIPMENT(NON CAPITAL	446	0	0	0	0
6004102 TELEPHONE EQUIPMENT	1,993	2,899	1,285	2,276	2,276
6004147 OTHER PROGRAM EXPENSE	316	0	170	500	500
6004160 MILEAGE AND PARKING-LOCAL	19,113	20,000	6,238	20,000	20,000
6004161 TRAVEL HOTEL AND MEALS	7,848	9,000	3,092	9,000	9,000
6004162 EDUCATION AND TRAINING	1,457	1,000	1,138	1,000	1,000
6004164 NON-EMPLOYEE TRAVEL HOTEL & ME	2,788	3,500	280	3,500	3,500
6004169 DAY TRIP MEAL REIMBURSEMENT	1,820	2,500	624	2,500	2,500
6004400 MEDICAL AND PHYSICAL EXAMS	35,000	35,000	8,973	40,000	40,000
6004413 OTHER HEALTH AND MEDICAL SERVI	975	500	0	500	500
6004538 LEGAL CHARGES AND FEES	2,611	7,000	3,581	7,000	7,000
0000040 Contractual Expenditures Totals	90,368	96,349	31,988	101,226	101,226
0000041 Chargeback Expenses					
6004606 TELEPHONE BILLING ACCOUNT	32,979	29,390	14,772	53,575	53,575
0000041 Chargeback Expenses Totals	32,979	29,390	14,772	53,575	53,575
0000080 Employee Benefits					
6008001 STATE RETIREMENT	953,531	1,024,464	463,599	981,675	981,675
6008002 SOCIAL SECURITY	408,878	446,451	185,190	460,615	460,615

REPORT:BP033

BROOME COUNTY GOVERNMENT
REVENUE AND APPROPRIATION SUMMARY
BY DEPARTMENT AND DIVISION

FUND: 1010 General Operating
DEPT: 35000000 Social Services
DIV: 05 Soc Svcs- Svcs

Account	2015 Actuals	2016 Budget	2016 YTD Actuals As of 08/29/16	2017 Budget Requested	2017 Budget Recommended
6008004 WORKERS COMPENSATION	47,939	76,284	27,810	100,457	100,457
6008006 LIFE INSURANCE	1,792	1,845	894	1,905	1,905
6008007 HEALTH INSURANCE	1,159,483	1,186,551	537,439	1,210,633	1,210,633
6008009 RETIREE HEALTH INSURANCE	767,199	774,164	408,283	796,250	796,250
6008010 DISABILITY INSURANCE	8,474	11,210	4,006	10,614	10,614
6008011 UNEMPLOYMENT INSURANCE	0	0	3,237	0	0
6008013 HEALTH INS - RETIRE INCENTIVE	19,141	0	0	0	0
0000080 Employee Benefits Totals	3,366,437	3,520,969	1,630,458	3,562,149	3,562,149
Exp Total for Div: 3505	9,182,525	9,482,772	4,265,837	9,768,037	9,768,037
Total for Div: 35000000	-9,182,525	-9,482,772	-4,265,837	-9,768,037	-9,768,037

SOCIAL SERVICES

Social Services Programs – 35070006

Mission Statement

To promote self-sufficiency and assure the protection of vulnerable individuals. We strive to have an organization, which values the needs of the customers, the contributions of the staff, and the participation of the community. This vision shall be achieved through a culture, which encourages continuous improvement.

2017 Objectives

- Provide supportive transitional services, such as childcare, transportation, medical assistance and other benefits that enable recipients to increase and sustain their ability to maintain employment and become self-sufficient.
- Educate and enroll recipients in managed care.
- Reduce the local cost of assistance payments through aggressive procurement of alternative benefits and enhanced FEDS programs.
- Aggressively work with TANF recipients to ensure progress toward self-sufficiency during the 5-year limitation.
- Reduce care days in foster care with emphasis on reducing residential and detention placements.

2017 Budget Highlights

- Social Services is the lead agency for PINS Diversion Services.
- Detention dollars (51/49 reimbursement) converted to supervision and treatment of Juveniles Program funds (62/38 reimbursement).
- Continued savings in residential placements.
- Continued savings in Safety Net expenditures.
- Non-Secure Detention returns to local beds.

REPORT:BP033

BROOME COUNTY GOVERNMENT
REVENUE AND APPROPRIATION SUMMARY
BY DEPARTMENT AND DIVISION

FUND: 1010 General Operating
DEPT: 35000000 Social Services
DIV: 04 Soc Svcs-Intergov Transfers

Account	2015 Actuals	2016 Budget	2016 YTD Actuals As of 08/29/16	2017 Budget Requested	2017 Budget Recommended
0000040 Contractual Expenditures					
6004305 MMIS MEDICAL ASSISTANCE	3,215,000	2,273,371	0	2,000,000	2,000,000
0000040 Contractual Expenditures Totals	3,215,000	2,273,371	0	2,000,000	2,000,000
Exp Total for Div: 3504	3,215,000	2,273,371	0	2,000,000	2,000,000
Total for Div: 35000000	-3,215,000	-2,273,371	0	-2,000,000	-2,000,000

REPORT:BP033

BROOME COUNTY GOVERNMENT
REVENUE AND APPROPRIATION SUMMARY
BY DEPARTMENT AND DIVISION

FUND: 1010 General Operating
DEPT: 35000000 Social Services
DIV: 07 Soc Svcs-Social Svcs Programs

Account	2015 Actuals	2016 Budget	2016 YTD Actuals As of 08/29/16	2017 Budget Requested	2017 Budget Recommended
0000002 Departmental Income					
5000152 REPAYMENTS OF TANF	70,117	61,354	25,396	61,594	61,594
5000154 REPAYMENTS OF AID-CHILD CARE	277,168	613,432	404,422	574,362	574,362
5000156 REPAYMENTS OF SAFETY NET	1,265,377	1,242,905	857,569	1,361,189	1,361,189
5000157 REPAYMENTS OF ADULTS	1,962	2,030	1,226	2,535	2,535
5000158 REPAYMENTS OF BURIALS	69,706	54,929	13,744	55,981	55,981
5000159 REPAYMENTS OF SERV FOR RECIPIE	2,596	0	0	0	0
5000243 REPAYMENTS OF AID-JD/PINS	50,487	145,572	32,947	112,535	112,535
5000244 REPAYMENTS OF VA BURIALS	3,381	2,124	0	3,689	3,689
5000336 VA BURIALS CHARGEBACK	44,115	61,899	18,905	52,286	52,286
5000433 LITIGATION RECOVERY	15,553	0	0	0	0
0000002 Departmental Income Totals	1,800,462	2,184,245	1,354,209	2,224,171	2,224,171
0000007 Misc Interfund Revenues					
5000530 REFUNDS OF PRIOR YEARS EXPENDI	4,136	4,915	1,690	1,514	1,514
5000543 PRIOR YEAR REFUNDS - TANF	10,578	12,340	9,209	8,246	8,246
5000544 PRIOR YEAR REFUNDS - SN	17,669	18,941	23,770	21,283	21,283
0000007 Misc Interfund Revenues Totals	32,383	36,196	34,669	31,043	31,043
0000008 State Aid					
5000853 MEDICAL ASSISTANCE	0	0	-72,174	0	0
5000854 TANF	112,949	0	421,761	0	0
5000855 SOCIAL SERVICES ADMINISTRATION	131,706	287,276	64,388	291,643	291,643
5000857 CHILD CARE SCHOOL DISTRICTS	406,470	408,016	237,050	517,740	517,740
5000858 CHILD CARE/FOSTER CARE (ADC)	5,134,589	4,538,380	2,568,756	4,939,499	4,939,499
5000859 JUVENILE DELINQUENT	499,413	578,655	184,182	551,238	551,238
5000861 SAFETY NET	3,387,689	3,615,729	1,408,755	3,577,265	3,577,265
5000862 EMERGENCY AID TO ADULTS	175,290	173,985	49,497	163,733	163,733
5000863 BURIALS	46,197	58,725	13,833	52,200	52,200
5000881 TANF DAY CARE	726,138	441,466	14,033	111,466	111,466
5000882 JD/PINS HOMES/INSTITUTIONS-ADC	1,095,234	931,772	764,729	1,457,546	1,457,546
5000884 POS	2,316,941	921,064	305,484	829,331	829,331
5000885 VA BURIALS	4,959	6,525	2,088	6,525	6,525
0000008 State Aid Totals	14,037,575	11,961,593	5,962,382	12,498,186	12,498,186
0000009 Federal Aid					
5000924 TANF	11,622,416	12,168,646	4,732,147	12,168,406	12,168,406

BROOME COUNTY GOVERNMENT
 REVENUE AND APPROPRIATION SUMMARY
 BY DEPARTMENT AND DIVISION

FUND: 1010 General Operating
 DEPT: 35000000 Social Services
 DIV: 07 Soc Svcs-Social Svcs Programs

Account	2015 Actuals	2016 Budget	2016 YTD Actuals As of 08/29/16	2017 Budget Requested	2017 Budget Recommended
5000925 SOCIAL SERVICES ADMINISTRATION	202,176	60,686	111,102	88,903	88,903
5000927 FOSTER CARE (ADC)	4,831,313	5,073,263	1,974,437	4,999,388	4,999,388
5000928 SAFETY NET	341,239	307,464	137,919	321,816	321,816
5000929 SERVICES FOR RECIPIENTS	787,144	784,536	931,285	853,421	853,421
5000953 EAF TANF	0	0	706,567	0	0
5000954 EAF JD/PINS	1,053,627	2,117,070	479,580	1,658,966	1,658,966
5000955 EAF POS	871,728	830,277	451,617	830,277	830,277
5000956 JD/PINS HOMES/INSTITUTIONS-ADC	787,636	1,148,946	371,327	1,588,266	1,588,266
0000009 Federal Aid Totals	20,497,279	22,490,888	9,895,981	22,509,443	22,509,443
Rev Total for Div: 3507	36,367,699	36,672,922	17,247,241	37,262,843	37,262,843
0000040 Contractual Expenditures					
6004300 PURCHASE OF SERVICES	1,421,757	1,637,532	859,233	1,523,472	1,523,472
6004302 TANF DAY CARE	777,593	960,000	258,687	630,000	630,000
6004305 MMIS MEDICAL ASSISTANCE	36,661,532	36,783,032	19,289,324	36,683,504	36,683,504
6004306 SECURE DETENTION	32,886	1,300,023	26,174	240,000	240,000
6004308 TANF	11,221,882	11,880,000	5,637,887	11,880,000	11,880,000
6004309 EAF/TANF	466,861	350,000	156,726	350,000	350,000
6004311 INST PLACEMENT SCHOOL DISTRICT	1,315,114	1,400,000	788,787	1,500,000	1,500,000
6004312 FOSTER CARE HOMES/INSTITUTE-CW	1,707,363	1,473,009	986,190	1,661,849	1,661,849
6004313 FOSTER CARE HOMES/INSTITUTE-AD	9,957,360	10,169,539	4,340,692	10,161,746	10,161,746
6004314 FOSTER CARE NS DET (HASKINS)	71,787	66,373	27,655	0	0
6004315 FOSTER CARE NS DETENTION	594,325	634,452	206,667	677,373	677,373
6004316 JD/PINS INSTITUTIONS-ADC	2,516,364	2,329,985	1,311,974	3,196,152	3,196,152
6004317 JD CARE IN INSTITUTIONS	121,889	160,220	95,259	212,416	212,416
6004318 STATE TRAINING SCHOOLS	393,483	1,380,000	629,651	500,000	500,000
6004319 SAFETY NET	13,050,246	14,018,400	6,723,135	14,018,400	14,018,400
6004320 EMERGENCY AID FOR ADULTS	352,978	350,000	139,076	330,000	330,000
6004321 BURIALS	332,311	414,900	111,707	370,000	370,000
6004326 EAF/POS	1,297,493	1,374,374	433,773	1,406,281	1,406,281
6004327 EAF/FOSTER CARE	2,057,808	2,154,646	753,216	2,057,374	2,057,374
6004328 EAF/JD/PINS	1,095,670	1,309,970	410,534	1,011,619	1,011,619
6004330 VA BURIALS	51,317	68,400	32,275	62,500	62,500
6004573 OTHER FEES FOR SERVICES	881,513	859,029	350,382	870,203	870,203
0000040 Contractual Expenditures Totals	86,379,532	91,073,884	43,569,004	89,342,889	89,342,889

REPORT:BP033

BROOME COUNTY GOVERNMENT
REVENUE AND APPROPRIATION SUMMARY
BY DEPARTMENT AND DIVISION

FUND: 1010 General Operating
DEPT: 35000000 Social Services
DIV: 07 Soc Svcs-Social Svcs Programs

Account	2015 Actuals	2016 Budget	2016 YTD Actuals As of 08/29/16	2017 Budget Requested	2017 Budget Recommended
0000041 Chargeback Expenses					
6004610 PERSONNEL SERVICES CHARGEBACKS	178,877	190,751	49,514	158,251	158,251
6004614 OTHER CHARGEBACK EXPENSES	141,600	180,000	68,600	180,000	180,000
0000041 Chargeback Expenses Totals	<u>320,477</u>	<u>370,751</u>	<u>118,114</u>	<u>338,251</u>	<u>338,251</u>
Exp Total for Div: 3507	<u>86,700,009</u>	<u>91,444,635</u>	<u>43,687,118</u>	<u>89,681,140</u>	<u>89,681,140</u>
Total for Div: 35000000	<u>-50,332,310</u>	<u>-54,771,713</u>	<u>-26,439,877</u>	<u>-52,418,297</u>	<u>-52,418,297</u>

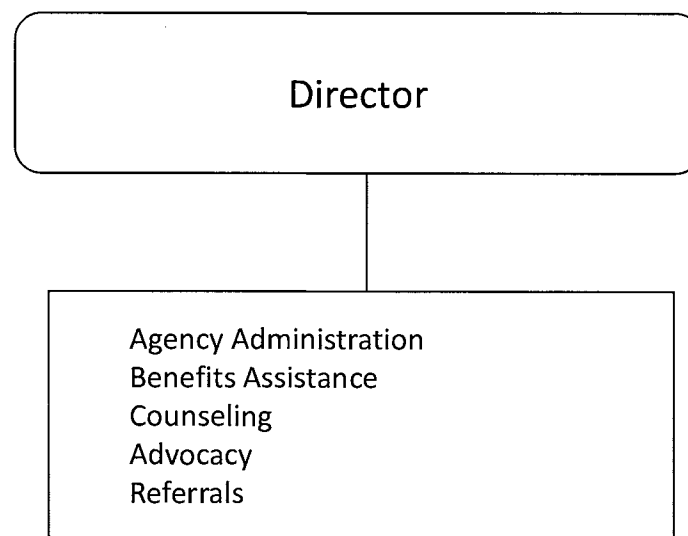
REPORT:BP033

BROOME COUNTY GOVERNMENT
 REVENUE AND APPROPRIATION SUMMARY
 BY DEPARTMENT AND DIVISION

FUND: 1010 General Operating
 DEPT: 35000000 Social Services
 DIV: 08

Account	2015 Actuals	2016 Budget	2016 YTD Actuals As of 08/29/16	2017 Budget Requested	2017 Budget Recommended
0000009 Federal Aid					
5000925 SOCIAL SERVICES ADMINISTRATION	49,008,600	0	0	0	0
5000930 HEAP	7,056,031	0	0	0	0
5000951 FEDERAL AID-HEALTH OTHER	2,962,572	0	0	0	0
0000009 Federal Aid Totals	59,027,203	0	0	0	0
Rev Total for Div: 3508	59,027,203	0	0	0	0
0000040 Contractual Expenditures					
6004305 MMIS MEDICAL ASSISTANCE	2,962,572	0	0	0	0
6004308 TANF	56,064,631	0	0	0	0
0000040 Contractual Expenditures Totals	59,027,203	0	0	0	0
Exp Total for Div: 3508	59,027,203	0	0	0	0
Total for Div: 35000000	0	0	0	0	0
Total for Dept: 35000000	-61,237,110	-62,669,131	-28,001,825	-60,841,612	-60,836,727

Veterans Services



Veterans Services

Mission Statement

To provide counseling and assistance to veterans and their dependents by making them aware of federal, state and local benefits and to assist preparing, presenting and aid in the prosecution of claims governed by laws under the Department of Veterans Affairs.

Description

The Veterans Service Agency renders a wide variety of services to an estimated 15,000 veterans and their families, of all wars and conflicts, as well as peacetime service. Service is also extended to active duty servicemen/women and their families. Professional assistance and advice is given in the filing of applications for benefits under existing federal, state, and local laws and regulations. It is also a primary function of the office to familiarize veterans and their families of the Department of Veteran's Affairs benefits available to them.

The Veterans Service Agency assists veterans and their families in applying for such benefits as service connected compensation, nonservice connected pensions, widow benefits, referrals for VA Healthcare services, certification of documents, replacement of Separation of Military Service papers, conversion of government insurance, waiver of insurance, Veterans Affairs home loan applications, tax exemption, insurance benefits, headstones or markers, burial benefits, memorial flags, military funerals, and death gratuity pay.

2017 Objectives

- Coordinate all veterans groups, service organizations in Broome County and County departments to maximize service to veterans and minimize duplication of efforts.
- Review nursing home cases to ensure that veterans and widows are receiving accurate VA pensions with aid and attendance allowance.
- Review Military Service eligibility for indigent burials of honorably discharged veterans, as well as family members who have died without sufficient means to afford funeral expenses.
- Ensure all honorably discharged veterans' graves have adequate flag holders, flags and headstones for those without markers.
- Maintain professional counseling and make appropriate referrals for veteran's healthcare and mental health evaluations.
- To better assist veterans in applying for, maintaining, and appealing adverse decisions regarding benefits.
- Continue striving to expand services by conducting home visits to veterans and dependents whose disabilities inhibit their ability to leave their home, and counseling veterans at the local outreach center.
- Participate in continual service officer training.

2017 Budget Highlights

- In providing advocacy services and representation in the development and presentation of claims before the Department of Veterans Affairs, the Veterans Service Agency has played a pivotal role in improving the economic well being of veterans and their dependents residing in Broome County. According to statistics released by the Office of Policy, Planning, and Preparedness of the Department of Veterans Affairs, total expenditures in fiscal year 2015 for compensation and benefit was \$34,501,000 in direct payments to Broome County veterans and dependents. This number marks an increase from \$33,996,000 in FY 2014.
- The Compensation and Pension category includes expenditures for the following programs: Disability for service-connected injuries; dependency and indemnity compensation for spouses due to veterans' service-connected deaths; pension for non-service connected disabilities; burial benefits; and other benefits to veterans and their survivors.
- In our continual effort to provide enhanced services to our veterans, this office continues to provide support to the Disabled American Veterans Transportation Service. The DAV transport is composed of volunteer drivers operating a shuttle service from veteran's homes to the Binghamton VA Outpatient Clinic and the Syracuse VA Medical Center. The vehicles, fuel, insurance and maintenance are provided by the Syracuse VA Medical Center.
- Provided counseling and advocacy to 1,240 veterans and their dependents in 2015 up from 849 the previous year.
- In addition in 2015, assisted with the development and presentation of 200 original and new claims for benefits to the Department of Veterans Affairs. This number also represents an increase of 14% from the previous year.
- As a result of aggressive representation, total retroactive benefits paid to veterans and their dependents in 2015 totaled \$1,217,843.
- Continuing to utilize an electronic scanning system for all VA documentation, creating paperless files, and eliminating the time consuming process of filing.
- In 2015 our organization increased our presence in the community by awarding grants to local veterans' interest projects, including: a \$7,500 grant to Broome County Veterans Memorial Association for military honors at the burials of honorably discharged veterans, and a \$13,452 grant to SUNY Broome Community College for the installation of turf surrounding the veteran monument on campus. In 2016 our organization continued these efforts by awarding an \$8,000 grant to the American Legion Department of New York for their annual convention, as well as awarding a \$7,000 grant to the Southern Tier Veteran's Support Group for the Wounded Warrior Softball Tournament at Nyseg Stadium. Our organization also partnered with Stop DWI in 2016 to help defray the costs of a spring defensive driving class and career transition conference for veterans. Currently in 2016, we are working with the BC Flyfishers and the Binghamton Vet Center by extending a \$10,000 grant for the therapeutic treatment of fly fishing for those veterans suffering from Post-Traumatic Stress Disorder, Traumatic Brain Injury, and physical disabilities. It is our goal in 2017 to continue to remain invested in community initiatives that raise awareness of veterans' needs and interests.

Veterans Services 36000006

<u>Title of Position</u>	<u>Grade/Unit</u>	2015 <u>Actuals</u>	As of 7/5/2016 Current <u>Authorized</u>	2017 <u>Requested</u>	2017 <u>Recommended</u>
<u>Full-Time Positions</u>					
Veterans Director	25 Admin	0	0	1	1
Veterans Director	24 Admin	1	1	0	0
Veterans Service Assistant	11 CSEA	1	1	1	1
Total Full-Time Positions		2	2	2	2
<u>Part-Time Positions</u>					
Veterans Service Assistant	11 CSEA	0	1	2	2
Total Part-Time Positions		0	1	2	2
Total Positions		2	3	4	4

REPORT:BP032

BROOME COUNTY GOVERNMENT
REVENUE AND APPROPRIATION SUMMARY BY DEPARTMENT

FUND: 1010 General Operating
DEPT: 36000000 Veterans Services

Account	2015 Actuals	2016 Budget	2016 YTD Actuals As of 08/29/16	2017 Budget Requested	2017 Budget Recommended
0000002 Departmental Income					
5000224 TRANSFER TAX	598,220	300,000	125,743	320,000	320,000
0000002 Departmental Income Total	<u>598,220</u>	<u>300,000</u>	<u>125,743</u>	<u>320,000</u>	<u>320,000</u>
0000007 Misc Interfund Revenues					
5000545 CREDIT CARD REBATES	67	0	60	67	67
5000546 Trust Account Inflows	11,872	0	0	0	0
5000561 TRANSFER FROM RESERVE FUND	0	111,293	111,293	185,640	185,640
0000007 Misc Interfund Revenues Total	<u>11,939</u>	<u>111,293</u>	<u>111,353</u>	<u>185,707</u>	<u>185,707</u>
0000008 State Aid					
5000867 VETERANS SERVICE AGENCIES	12,793	12,793	12,793	12,793	12,793
0000008 State Aid Total	<u>12,793</u>	<u>12,793</u>	<u>12,793</u>	<u>12,793</u>	<u>12,793</u>
Rev Totals for Dept: 36000000	<u>622,952</u>	<u>424,086</u>	<u>249,889</u>	<u>518,500</u>	<u>518,500</u>
0000010 Personnel Service					
6001000 SALARIES FULL-TIME	89,818	91,454	41,836	97,636	97,636
6001001 SALARIES PART-TIME	0	0	0	29,406	29,406
6001002 SALARIES TEMPORARY	14,061	14,385	6,594	0	0
0000010 Personnel Service Totals	<u>103,879</u>	<u>105,839</u>	<u>48,430</u>	<u>127,042</u>	<u>127,042</u>
0000040 Contractual Expenditures					
6004010 BOOKS AND SUBSCRIPTIONS	94	800	345	800	800
6004012 OFFICE SUPPLIES	869	1,000	680	1,000	1,000
6004023 BLDG AND GROUNDS SUPPLIES	13	0	0	0	0
6004105 DUES AND MEMBERSHIPS	80	150	60	450	450
6004106 GENERAL OFFICE EXPENSES	1,010	1,000	132	1,500	1,500
6004139 Trust Account Outflows	11,652	0	0	0	0
6004146 SUBCONTRACTED PROGRAM EXPENSE	74,428	50,069	27,834	100,000	100,000
6004147 OTHER PROGRAM EXPENSE	14,031	15,000	14,849	18,000	18,000

BROOME COUNTY GOVERNMENT
REVENUE AND APPROPRIATION SUMMARY BY DEPARTMENT

FUND: 1010 General Operating
DEPT: 36000000 Veterans Services

Account	2015 Actuals	2016 Budget	2016 YTD Actuals As of 08/29/16	2017 Budget Requested	2017 Budget Recommended
6004160 MILEAGE AND PARKING-LOCAL	0	50	0	50	50
6004161 TRAVEL HOTEL AND MEALS	83	1,000	119	3,000	3,000
0000040 Contractual Expenditures Totals	102,260	69,069	44,019	124,800	124,800
0000041 Chargeback Expenses					
6004602 INSURANCE PREMIUM CHARGEBACK	128	115	115	115	115
6004606 TELEPHONE BILLING ACCOUNT	2,344	872	652	1,002	1,002
6004609 DATA PROCESSING CHARGEBACKS	7,057	11,544	0	9,353	9,353
6004614 OTHER CHARGEBACK EXPENSES	138	83	12	460	460
6004617 DUPLICATING/PRINTING CHARGEBAC	316	203	33	3,129	3,129
6004618 OFFICE SUPPLIES CHARGEBACK	6,866	7,229	4,744	10,280	10,280
6004621 BUILDING AND LAND RENTAL CHARG	14,450	14,450	0	26,010	26,010
6004630 VA BURIALS CHARGEBACK	44,115	61,899	18,905	52,286	52,286
0000041 Chargeback Expenses Totals	75,414	96,395	24,461	102,635	102,635
0000080 Employee Benefits					
6008001 STATE RETIREMENT	15,843	14,606	8,129	18,042	18,042
6008002 SOCIAL SECURITY	7,999	6,996	3,607	9,720	9,720
6008004 WORKERS COMPENSATION	522	449	225	564	564
6008006 LIFE INSURANCE	34	30	15	30	30
6008007 HEALTH INSURANCE	8,892	6,031	5,102	11,030	11,030
6008009 RETIREE HEALTH INSURANCE	24,550	24,550	12,275	24,550	24,550
6008010 DISABILITY INSURANCE	75	190	36	87	87
0000080 Employee Benefits Totals	57,915	52,852	29,389	64,023	64,023
0000090 Transfers					
6009002 TRANSFER TO GRANT FUND	100,000	100,000	100,000	100,000	100,000
0000090 Transfers Totals	100,000	100,000	100,000	100,000	100,000
Exp Totals for Dept: 36000000	439,468	424,155	246,299	518,500	518,500
Total for Dept: 36000000	183,484	-69	3,590	0	0

This page is intentionally left blank

Home and Community Services

<u>Department/Division</u>	<u>Page</u>
Planning and Economic Development	366
Solid Waste Management	373

Planning & Economic Development



Planning and Economic Development

Mission Statement

To enhance the sound and orderly economic, physical, and environmental development of Broome County and its constituent municipalities. Provide technical planning and environmental services and assistance to the County Executive, County Legislature and municipal jurisdictions. Implement projects and programs designed to improve the economy, environment, and physical infrastructure of the County.

DESCRIPTION

The Department of Planning and Economic Development provides professional services to Broome County Government, its departments, and municipalities as well as to other public and private entities. The Department provides assistance in land-use planning, zoning, grant writing, economic development, environmental studies and recommendations, local land use reviews (GML 239), community assistance, GIS Mapping and research and infrastructure development. Advisory guidance is provided by the Environmental Management Council and BMTS Advisory Committee, the Broome County Land Bank, the Broome-Tioga Stormwater Coalition, and the NY Rising Community Reconstruction Board.

2017 OBJECTIVES

Comprehensive Plans, Studies and Technical Assistance:

- Complete the Endicott District Revitalization Plan.
- Complete the Town of Binghamton Comprehensive Plan.
- Continue implementation of the County-Wide Comprehensive Plan action plan.

- Continue providing support and assistance to Broome County municipalities on local comprehensive plan development.
- Conduct training and workshops for municipal officials.
- Work with municipal officials to coordinate 239 reviews, zoning and subdivision reviews.
- Collaborate with local municipalities to carry out the Local Waterfront Revitalization Plan.
- Administer the Susquehanna Heritage Area program to protect and preserve our cultural resources.
- Continue collaboration with village centers.
- Continue to collaborate with Broome County Land Bank.

Economic Development:

- Work to administer the Upstate Revitalization Initiative.
- Continue the effective collaboration with the Agency for economic development services.
- Closely collaborate with economic development entities in the region to continue implementation of a coordinated approach to economic development.
- Continue implementation of Innovation Districts in Binghamton, Endicott, and Johnson City.

Flood Mitigation and Storm Water Management:

- Continue participation on the NY Rising Communities Reconstruction Board.
- Assist with initiating an Upper Susquehanna Watershed Study in conjunction with the NYS DEC and the Army Corps of Engineers.
- Continue coordinating implementation of the FEMA mandated update to the Multi-Jurisdictional Hazard Mitigation Plan.
- Continued implementation of federally mandated Storm Water Management Plan and providing education and facilitating public participation for MS4 Compliance, (Municipal Separate Storm Sewer Systems).

- Continue to coordinate the Flood Task Force, administer flood related grant programs, and evaluate and implement new and better flood mitigation strategies.
- Continue to actively participate in the BC Community Organizations Around Disasters (BCCOAD).

Grants and Grants Administration:

- Complete the High Hazard Pipeline Inventory Project.
- Effectively manage the Hotel-Motel fund to maximize its impact by leveraging the fund with other resources.
- Aggressively pursue state, federal and other grant funding to meet County goals and objectives.
- Complete implementation of the CDBG funded replacement of failing communal septic system for Forest View Mobile Home Park in Windsor.
- Work with the Broome County Land Bank to implement Main Street Rehabilitation Program in the Village of Windsor historic downtown.

Agriculture:

- Complete the Agriculture Economic Development Plan with the support of Hotel Motel Funds and New York State Agriculture and Markets funding.
- Continue to work with the Agriculture Task Force to support and expand farming in Broome County.
- Continue participation on and provide support for the Ag and Farmland Protection Board.

GIS:

- Continue to expand the County's GIS capabilities.

Brownfields:

- Complete Step III of the Endicott Johnson Industrial Spine BOA.
- Continue monitoring program post EPA clean Up Cooperative Agreement for 312 Maple Street Remediation.

Continue participation on the following Boards and Committees:

- Ag Task Force
- Aging Futures Partnership
- BCCOAD
- Binghamton Commission on Architecture and Urban Planning
- BMTS Bicycle/Pedestrian Committee
- BMTS Planning Committee
- Broome Tioga Storm Water Coalition
- Chronic Disease Leadership Team
- Environmental Management Council
- Greenway Steering Committee
- Headwaters River Trail
- Healthy Communities Initiative
- NYS DEC Region 7 Open Space Committee
- Regional Economic Development Council Work Groups
- Southern Tier East Regional Planning Development Board
- Susquehanna Heritage Area Commission and Advisory Board

2017 BUDGET HIGHLIGHTS

Review future comprehensive plan development contracts with municipalities to more closely follow a 'pay as you go' approach.

Planning & Economic Development 37000007

<u>Title of Position</u>	<u>Grade/Unit</u>	As of 7/5/2016			
		<u>2015 Actuals</u>	<u>Current Authorized</u>	<u>2017 Requested</u>	<u>2017 Recommended</u>
<u>Full-Time Positions</u>					
Comm. Of Planning & Economic Development*	H Admin	1	1	1	1
Director of Planning	24 BAPA	1	1	1	1
GIS Administrator	24 BAPA	1	1	1	1
Chief Planner**	23 BAPA	1	1	1	1
Senior Planner	21 CSEA	2	2	2	2
Senior Environmental Planner***	21 CSEA	1	1	1	1
Planner	18 CSEA	0	1	1	1
Senior Account Clerk	9 CSEA	1	1	1	1
Total Full-Time Positions		8	9	9	9
<u>Part-Time Positions</u>					
Total Part-Time Positions		0	0	0	0
Total Positions		8	9	9	9

* One position unfunded since 2016

**One position unfunded since 2016

***One position unfunded since 2011

REPORT:BP032

BROOME COUNTY GOVERNMENT
REVENUE AND APPROPRIATION SUMMARY BY DEPARTMENT

FUND: 1010 General Operating

DEPT: 37000000 Planning and Econ Development

Account	2015 Actuals	2016 Budget	2016 YTD Actuals As of 08/29/16	2017 Budget Requested	2017 Budget Recommended
0000002 Departmental Income					
5000176 RENTAL CONTRACTS	16,214	15,840	7,920	15,840	15,840
5000189 OTHER LOCAL GOVERNMENTS	4,000	4,000	0	4,000	4,000
0000002 Departmental Income Total	20,214	19,840	7,920	19,840	19,840
0000006 Sale of Prop and Comp for Loss					
5000513 MINOR SALES - PLANNING	2,410	2,000	491	2,000	2,000
0000006 Sale of Prop and Comp for Loss Total	2,410	2,000	491	2,000	2,000
Rev Totals for Dept: 37000000	22,624	21,840	8,411	21,840	21,840
0000010 Personnel Service					
6001000 SALARIES FULL-TIME	332,094	350,999	142,774	359,919	359,919
6001002 SALARIES TEMPORARY	20,040	0	19,032	0	0
0000010 Personnel Service Totals	352,134	350,999	161,806	359,919	359,919
0000040 Contractual Expenditures					
6004010 BOOKS AND SUBSCRIPTIONS	1,285	0	0	0	0
6004012 OFFICE SUPPLIES	2,002	3,700	1,744	3,700	3,700
6004040 MOTOR EQUIPMENT SUPPLIES	-295	0	0	0	0
6004100 POSTAGE AND FREIGHT	0	800	48	800	800
6004105 DUES AND MEMBERSHIPS	12,460	12,800	12,500	13,400	13,400
6004106 GENERAL OFFICE EXPENSES	437	2,300	0	1,000	1,000
6004137 ADVERTISING AND PROMOTION EXPE	409	700	795	1,400	1,400
6004160 MILEAGE AND PARKING-LOCAL	2	100	0	100	100
6004161 TRAVEL HOTEL AND MEALS	444	1,100	24	1,100	1,100
6004162 EDUCATION AND TRAINING	954	2,100	248	2,100	2,100
6004169 DAY TRIP MEAL REIMBURSEMENT	0	500	0	500	500
6004196 COPYING MACHINE RENTALS	340	3,044	497	3,044	3,044
6004255 CONTRACTED SERVICES	51,460	85,000	0	79,500	79,500
6005017 SOIL CONSERVATION SERVICE	70,970	70,970	35,485	70,970	70,970
0000040 Contractual Expenditures Totals	140,468	183,114	51,341	177,614	177,614

BROOME COUNTY GOVERNMENT
 REVENUE AND APPROPRIATION SUMMARY BY DEPARTMENT

FUND: 1010 General Operating
 DEPT: 37000000 Planning and Econ Development

Account	2015 Actuals	2016 Budget	2016 YTD Actuals As of 08/29/16	2017 Budget Requested	2017 Budget Recommended
0000041 Chargeback Expenses					
6004602 INSURANCE PREMIUM CHARGEBACK	303	447	166	448	448
6004610 PERSONNEL SERVICES CHARGEBACKS	0	76,163	0	0	0
6004615 GASOLINE CHARGEBACK	-117	750	26	450	450
6004616 FLEET SERVICE CHARGEBACK	1,116	1,938	0	2,156	2,156
0000041 Chargeback Expenses Totals	1,302	79,298	192	3,054	3,054
0000060 Principal on Indebtedness					
6006008 PRINCIPAL ON CAPITAL LEASE	799	0	0	0	0
0000060 Principal on Indebtedness Totals	799	0	0	0	0
0000070 Interest on Indebtedness					
6007005 INTEREST ON CAPITAL LEASE	32	0	0	0	0
0000070 Interest on Indebtedness Totals	32	0	0	0	0
0000080 Employee Benefits					
6008001 STATE RETIREMENT	71,723	64,600	31,018	61,323	61,323
6008002 SOCIAL SECURITY	25,824	26,488	11,798	27,534	27,534
6008004 WORKERS COMPENSATION	3,114	4,119	1,490	4,358	4,358
6008006 LIFE INSURANCE	88	90	45	90	90
6008007 HEALTH INSURANCE	55,390	57,311	25,999	57,310	57,310
6008009 RETIREE HEALTH INSURANCE	39,604	45,574	22,787	45,574	45,574
6008010 DISABILITY INSURANCE	235	380	139	348	348
6008013 HEALTH INS - RETIRE INCENTIVE	3,087	0	0	0	0
0000080 Employee Benefits Totals	199,065	198,562	93,276	196,537	196,537
0000090 Transfers					
6009002 TRANSFER TO GRANT FUND	133,214	0	0	77,234	77,234
0000090 Transfers Totals	133,214	0	0	77,234	77,234

REPORT:BP032

BROOME COUNTY GOVERNMENT
REVENUE AND APPROPRIATION SUMMARY BY DEPARTMENT

FUND: 1010 General Operating

DEPT: 37000000 Planning and Econ Development

Account	2015 Actuals	2016 Budget	2016 YTD Actuals As of 08/29/16	2017 Budget Requested	2017 Budget Recommended
Exp Totals for Dept: 37000000	827,014	811,973	306,615	814,358	814,358
Total for Dept: 37000000	-804,390	-790,133	-298,204	-792,518	-792,518

Solid Waste Management

Commissioner of Public Works, Parks, Recreation & Youth Services

Deputy Commissioner of Public Works,
Parks, Recreation & Youth Services

Recycling

County-wide Recycling Program:

- Recycling Contract
- Curbside & Drop-off sites
- Education & Outreach
- Technical Assistance
- Market Research
- Pilot Projects

Hazardous Waste Program:

- HW Hauler Contract
- Facility Operations
- Residential Program
- Commercial/Institutional Program
- Site Health/Safety
- Education & Outreach
- Battery Drop-off

Medical Waste Program

Grant Applications

Grants

Municipal Waste Reduction & Recycling
Coordinator

EPF Recycling Equipment

Household Hazardous Waste (HHW)

State Assistance Program

Administration

Fiscal Management

Engineering Oversight

Planning and Development

Landfill Design/Permitting

Host Community Benefits

Buffer Property Management

Local Law Implementation

Grant Management

Landfill

Operations:

- Landfilling & Daily Cover
- Scale Revenues & Billing
- Hauler/Customer Service
- Hauler Permitting/Assistance
- Recycling and Composting
- Pallet/Mulch Processing
- Leachate Hauling
- Residential Drop-off Service
- Groundwater Monitoring
- Equipment, Building & Ground
Maintenance
- Bird Mitigation, Illegal Dumping,
Nuisance Control
- Contract Administration
- Leachate Treatment Facility
- Landfill Gas Management & Electrical
Generation
- Landfill Closure/Remediation

Solid Waste Management

Mission Statement

To provide the community with an integrated program for managing solid waste in an economically sound and environmentally safe manner.

Description

Since its inception in 1989, the Division of Solid Waste Management has been responsible for the evolution of the system of financing the County's solid waste operations, from a property tax-supported service with tipping fees covering only a modest portion of the program costs, to a full-fledged "enterprise fund" where the cost of current operations are financed through user fees.

Within the framework of ongoing changes to State and Federal regulations governing the solid waste industry, the Division of Solid Waste Management has effectively contained costs, remaining economically competitive while still remaining in compliance.

The landfill is operated in an efficient manner that focuses on maximum compaction of the waste, which results in the most effective use of airspace. With respect to recycling goals mandated by New York State in the Solid Waste Management Act of 1988, Broome County has already exceeded the State recycling goal.

A solid waste management system is critical to Broome County's infrastructure in order to support public health, safety and welfare interests in the County and to preserve the County's present and future economic development potential. Safe, environmentally sound and stable solid waste disposal is not only critical to the

residents of this County; it is essential to commercial and industrial entities that would do business in our community.

The Division of Solid Waste Management oversees:

- Implementation of the comprehensive Broome County Solid Waste Management System.
- The County's material recovery programs including reduction, reuse, recycling, and composting.
- The operations and maintenance of the County's sanitary landfill and solid waste disposal facilities which serve the entire County and are located at the intersection of the towns of Barker, Maine and Nanticoke.
- The implementation and management of all charges and/or user fees imposed by the County Legislature for solid waste disposal or handling.
- The coordination of all engineering services for the County's Solid Waste Management operations.
- The procurement, evaluation, and selection for the Legislature's consideration such firms as necessary to provide professional services in connection with the County's solid waste management programs.
- Public education and outreach to all County residents and businesses.
- Operate and maintain a permanent household hazardous waste (HHW) facility to provide proper disposal of hazardous waste and end of use electronics from residence and Conditionally Exempt Small Quantity Generators (CESQG).

2017 Objectives

- Continue to administer the solid waste management system for our community.
- Manage gas and leachate collection efficiently and effectively.
- Maximize the generation of electricity from the collection of additional landfill gas.
- Increase the leaf and yard waste-composting program at the landfill and investigate food waste composting opportunities.
- Continue efficient management of the Hazardous Waste Facility and Leachate Treatment Facility.
- Continue management of the Countywide-recycling program.
- Continue improvement of the Division's comprehensive health and safety programs.
- Continue to maximize compaction techniques in the landfill in order to make the most efficient use of airspace.
- Match revenue with expense.
- Operate our leachate treatment facility as efficiently as possible
- Continued maintenance of the landfill, its properties and multiple functions to be in compliance with all applicable regulations and permits to ensure health and safety of the environment and employees.
- Investigate future grant opportunities
- Continue to expand off-site battery recycling collection program.
- Continue to maintain a free bulky rigid plastics recycling drop-off program to increase waste diversion and recycling.

- Maximize the amount of treated leachate discharging into the sewer system

2017 Budget Highlights

- Maintain operations at a reasonable tip fee with no use of property tax funding.
- Implementation of the use of Airport/Landfill sewer line.

Solid Waste Management 38010007, 38040007, 38050007

As of
7/5/2016

<u>Title of Position</u>	<u>Grade/Unit</u>	<u>2015 Actuals</u>	<u>Current Authorized</u>	<u>2017 Requested</u>	<u>2017 Recommended</u>
<u>Full Time Positions</u>					
Deputy Commissioner of PW - Solid Waste Management*	F Admin	1	1	1	1
Materials Recovery Manager	21 CSEA	1	1	1	1
Solid Waste Management Specialist	21 CSEA	1	1	1	1
Solid and Hazardous Waste Facility Technician	19 CSEA	1	1	1	1
Sanitary Landfill Supervisor	AFSCME	1	1	1	1
Assistant Sanitary Landfill Supervisor	AFSCME	0	1	1	1
Equipment Mechanic III	AFSCME	1	1	1	1
Laborer	AFSCME	3	3	3	3
Landfill Clerk	AFSCME	3	3	3	3
Motor Equipment Operator III**	AFSCME	8	8	8	8
Motor Equipment Operator II	AFSCME	1	1	1	1
Total Full-Time Positions		21	22	22	22
<u>Part Time Positions</u>					
None					
Total Part-Time Positions		0	0	0	0
Total Positions		21	22	22	22

* Unfunded since 2014

**One position unfunded in 2017 to fund Assistant Landfill Supervisor

BROOME COUNTY GOVERNMENT
 REVENUE AND APPROPRIATION SUMMARY BY DEPARTMENT

FUND: 2020 SWM Operating
 DEPT: 38000000 Solid Waste Management

Account	2015 Actuals	2016 Budget	2016 YTD Actuals As of 08/29/16	2017 Budget Requested	2017 Budget Recommended
0000002 Departmental Income					
5000189 OTHER LOCAL GOVERNMENTS	26,353	23,000	7,523	30,000	30,000
5000223 TIPPING FEES	8,866,849	9,616,000	3,837,567	8,629,895	8,629,895
5000225 DISPOSAL FEES	56,221	48,775	13,704	48,775	48,775
5000333 OTHER DEPARTMENTAL CHARGEBACK	0	28,000	0	0	0
5000426 MISCELLANEOUS	56,406	73,175	3,646	81,175	81,175
5000431 MISCELLANEOUS	99,592	111,750	51,709	96,400	96,400
5000440 CHARGEBACK OF SERVICES PROVIDE	13,107	11,500	5,392	12,000	12,000
0000002 Departmental Income Total	9,118,528	9,912,200	3,919,541	8,898,245	8,898,245
0000003 Use of Money					
5000451 INTEREST AND EARNINGS	5,429	4,530	2,906	6,200	6,200
5000452 NATURAL GAS LEASES & ROYALTIES	60,524	0	0	0	0
0000003 Use of Money Total	65,953	4,530	2,906	6,200	6,200
0000004 Licenses and Permits					
5000481 PERMITS	22,054	24,700	10,363	24,150	24,150
0000004 Licenses and Permits Total	22,054	24,700	10,363	24,150	24,150
0000006 Sale of Prop and Comp for Loss					
5000510 SALE OF SCRAP & EXCESS MATERIA	25,885	38,220	10,429	25,600	25,600
5000518 SALE OF EQUIPMENT	758	0	0	0	0
0000006 Sale of Prop and Comp for Loss Total	26,643	38,220	10,429	25,600	25,600
0000007 Misc Interfund Revenues					
5000530 REFUNDS OF PRIOR YEARS EXPENDI	673	0	0	0	0
5000532 PREMIUM & ACCRUED INT ON OBLIG	401,174	0	120,547	0	0
5000545 CREDIT CARD REBATES	325	0	109	0	0
5000570 EARNINGS ON TEMPORARY INVESTME	8,128	0	0	0	0
0000007 Misc Interfund Revenues Total	410,300	0	120,656	0	0
0000008 State Aid					
5000808 OTHER STATE AID	1,999,885	152,113	-1,273	142,716	142,716

REPORT:BP032

BROOME COUNTY GOVERNMENT
REVENUE AND APPROPRIATION SUMMARY BY DEPARTMENT

FUND: 2020 SWM Operating

DEPT: 38000000 Solid Waste Management

Account	2015 Actuals	2016 Budget	2016 YTD Actuals As of 08/29/16	2017 Budget Requested	2017 Budget Recommended
5000890 SOEM REVENUE	17,652	0	0	0	0
0000008 State Aid Total	2,017,537	152,113	-1,273	142,716	142,716
0000009 Federal Aid					
5000952 ARRA DEBT REIMBURSEMENT	56,179	56,191	16,361	56,494	56,494
5000990 FEMA REVENUE	52,957	0	0	0	0
0000009 Federal Aid Total	109,136	56,191	16,361	56,494	56,494
Rev Totals for Dept: 38000000	11,770,151	10,187,954	4,078,983	9,153,405	9,153,405
0000010 Personnel Service					
6001000 SALARIES FULL-TIME	978,211	1,003,386	297,059	975,122	975,122
6001002 SALARIES TEMPORARY	122,969	135,403	57,080	132,801	132,801
6001003 SALARIES OVERTIME	49,280	51,949	23,884	52,534	52,534
6001004 SALARIES SHIFT DIFFERENTIAL	1,228	1,045	678	1,045	1,045
6001006 OUT OF TITLE PAY	18,488	16,314	7,619	16,968	16,968
6001009 OTHER PERSONNEL SERVICES	3,075	3,900	3,250	3,900	3,900
0000010 Personnel Service Totals	1,173,251	1,211,997	389,570	1,182,370	1,182,370
0000020 Equipment and Capital Outlay					
6002303 CONSTRUCTION MOTOR EQUIPMENT	0	0	0	400,000	400,000
6002709 OTHER OPERATIONAL EQUIPMENT	0	16,000	0	0	0
0000020 Equipment and Capital Outlay Totals	0	16,000	0	400,000	400,000
0000040 Contractual Expenditures					
6004000 MAT & SUPPLIES-SURFACE TREAT	8,647	431,240	7,240	151,240	151,240
6004001 MAT & SUPPLIES-SIGNS & POSTS	0	1,000	0	1,000	1,000
6004010 BOOKS AND SUBSCRIPTIONS	527	1,280	0	1,280	1,280
6004011 DUPLICATING AND PRINTING RM SU	542	1,500	0	1,500	1,500
6004012 OFFICE SUPPLIES	3,193	4,000	1,235	4,000	4,000
6004021 BLDG MAINTENANCE SUPPLIES	1,500	4,800	2,082	7,100	7,100

REPORT:BP032

BROOME COUNTY GOVERNMENT
REVENUE AND APPROPRIATION SUMMARY BY DEPARTMENT

FUND: 2020 SWM Operating

DEPT: 38000000 Solid Waste Management

Account	2015 Actuals	2016 Budget	2016 YTD Actuals As of 08/29/16	2017 Budget Requested	2017 Budget Recommended
6004022 FUEL AND HEATING SUPPLIES	12,249	23,010	6,417	15,950	15,950
6004023 BLDG AND GROUNDS SUPPLIES	817	2,300	1,150	1,600	1,600
6004030 FOOD AND BEVERAGES	0	250	0	250	250
6004040 MOTOR EQUIPMENT SUPPLIES	171,977	175,643	66,194	175,000	175,000
6004041 PHOTOGRAPHIC SUPPLIES	0	100	0	100	100
6004045 TRAINING AND EDUCATIONAL SUPPL	440	1,600	0	1,600	1,600
6004046 GAS OIL GREASE AND DIESEL FUEL	203,202	292,256	76,628	234,675	234,675
6004047 TIRES AND TUBES	30,521	19,500	4,899	21,250	21,250
6004048 MISC OPERATIONAL SUPPLIES	68,421	107,241	23,700	107,150	107,150
6004049 LEACHATE SUPPLIES	22,965	56,000	20,579	112,000	112,000
6004052 UNIFORMS	1,744	2,500	0	2,500	2,500
6004054 SAFETY SUPPLIES	6,695	7,100	2,021	7,100	7,100
6004055 COMPUTER SOFTWARE AND SUPPLIES	661	11,894	0	0	0
6004100 POSTAGE AND FREIGHT	293	650	281	650	650
6004105 DUES AND MEMBERSHIPS	1,339	1,550	719	1,613	1,613
6004112 BLDG GROUNDS AND EQUIP REPAIR	12,218	10,000	2,053	10,000	10,000
6004113 WATER AND SEWAGE CHARGES	31,054	55,000	6,827	59,800	59,800
6004115 ELECTRIC CURRENT	26,490	36,725	9,298	52,325	52,325
6004117 BUILDING AND GROUNDS EXPENSES	6,388	14,000	6,074	14,000	14,000
6004121 LAUNDRY AND DRY CLEANING EXPEN	3,094	3,500	1,664	3,500	3,500
6004130 MOTOR EQUIP REPAIRS AND MAINT	78,305	61,000	2,110	51,000	51,000
6004135 LONG TERM MAINT & CLOSURE COST	857,741	0	0	0	0
6004136 OPERATIONAL EQUIPMENT REPAIRS	17,251	5,000	105	10,000	10,000
6004137 ADVERTISING AND PROMOTION EXPE	25,785	28,000	9,590	28,000	28,000
6004138 OTHER OPERATIONAL EXPENSES	194,275	164,804	41,637	177,200	177,200
6004146 SUBCONTRACTED PROGRAM EXPENSE	520,088	623,195	223,882	606,114	606,114
6004147 OTHER PROGRAM EXPENSE	53,282	68,700	31,344	61,950	61,950
6004160 MILEAGE AND PARKING-LOCAL	417	125	6	125	125
6004161 TRAVEL HOTEL AND MEALS	3,437	4,584	-29,042	4,584	4,584
6004162 EDUCATION AND TRAINING	5,114	6,330	3,375	6,880	6,880
6004168 OTHER PERSONNEL EXPENSES	300	300	0	300	300
6004191 OUTSIDE RENTALS-MACHINERY	920	50,000	0	50,000	50,000
6004196 COPYING MACHINE RENTALS	1,260	1,260	630	1,260	1,260
6004255 CONTRACTED SERVICES	4,255	4,500	3,403	4,500	4,500
6004504 OTHER FINANCIAL SERVICES	12,674	5,416	1,628	4,951	4,951
6004580 BAD DEBT EXPENSE	-4,316	0	0	0	0
6004593 OTHER GOVERNMENTS PAYMENTS	910,866	825,000	274,770	911,288	911,288
0000040 Contractual Expenditures Totals	3,296,631	3,112,853	802,499	2,905,335	2,905,335
0000041 Chargeback Expenses					
6004601 INDIRECT COSTS	159,936	240,686	0	237,554	237,554

REPORT:BP032

BROOME COUNTY GOVERNMENT
REVENUE AND APPROPRIATION SUMMARY BY DEPARTMENT

FUND: 2020 SWM Operating

DEPT: 38000000 Solid Waste Management

Account	2015 Actuals	2016 Budget	2016 YTD Actuals As of 08/29/16	2017 Budget Requested	2017 Budget Recommended
6004602 INSURANCE PREMIUM CHARGEBACK	7,938	8,117	4,058	10,116	10,116
6004604 DPW SECURITY CHARGEBACKS	4,320	4,440	1,110	4,440	4,440
6004605 COUNTY ATTORNEY CHARGEBACKS	52,325	53,900	13,081	53,900	53,900
6004606 TELEPHONE BILLING ACCOUNT	12,542	16,839	3,328	7,680	7,680
6004609 DATA PROCESSING CHARGEBACKS	45,797	47,295	0	74,126	74,126
6004610 PERSONNEL SERVICES CHARGEBACKS	128,955	128,196	0	129,683	129,683
6004614 OTHER CHARGEBACK EXPENSES	255	1,383	669	659	659
6004615 GASOLINE CHARGEBACK	392	600	34	450	450
6004616 FLEET SERVICE CHARGEBACK	2,231	1,938	0	2,156	2,156
6004617 DUPLICATING/PRINTING CHARGEBACK	1,380	882	199	877	877
6004618 OFFICE SUPPLIES CHARGEBACK	2,104	2,568	579	2,568	2,568
6004619 BUILDING SERVICE CHARGEBACK	6,661	10,000	1,613	10,000	10,000
0000041 Chargeback Expenses Totals	424,836	516,844	24,671	534,209	534,209
0000042 Depreciation					
6004801 DEPRECIATION - BUILDINGS	17,701	0	0	0	0
6004803 DEPRECIATION - IMPROV O/T BLDG	2,756,907	0	0	0	0
6004804 DEPRECIATION - MOTOR VEHICLES	285,266	0	0	0	0
6004805 DEPRECIATION - MACHINERY & EQU	193,137	0	0	0	0
0000042 Depreciation Totals	3,253,011	0	0	0	0
0000060 Principal on Indebtedness					
6006000 PRINCIPAL ON SERIAL BONDS	0	2,253,220	0	2,142,595	2,142,595
6006001 PRINCIPAL ON BANS	0	1,586,863	0	555,940	555,940
0000060 Principal on Indebtedness Totals	0	3,840,083	0	2,698,535	2,698,535
0000070 Interest on Indebtedness					
6007000 INTEREST ON SERIAL BONDS	507,255	389,564	108,812	487,686	487,686
6007001 INTEREST ON BANS	136,902	555,938	191,913	226,977	226,977
0000070 Interest on Indebtedness Totals	644,157	945,502	300,725	714,663	714,663
0000080 Employee Benefits					
6008001 STATE RETIREMENT	41,928	193,985	100,279	196,529	196,529
6008002 SOCIAL SECURITY	84,365	79,439	27,434	91,719	91,719
6008004 WORKERS COMPENSATION	32,674	24,396	12,707	25,726	25,726

REPORT:BP032

BROOME COUNTY GOVERNMENT
REVENUE AND APPROPRIATION SUMMARY BY DEPARTMENT

FUND: 2020 SWM Operating

DEPT: 38000000 Solid Waste Management

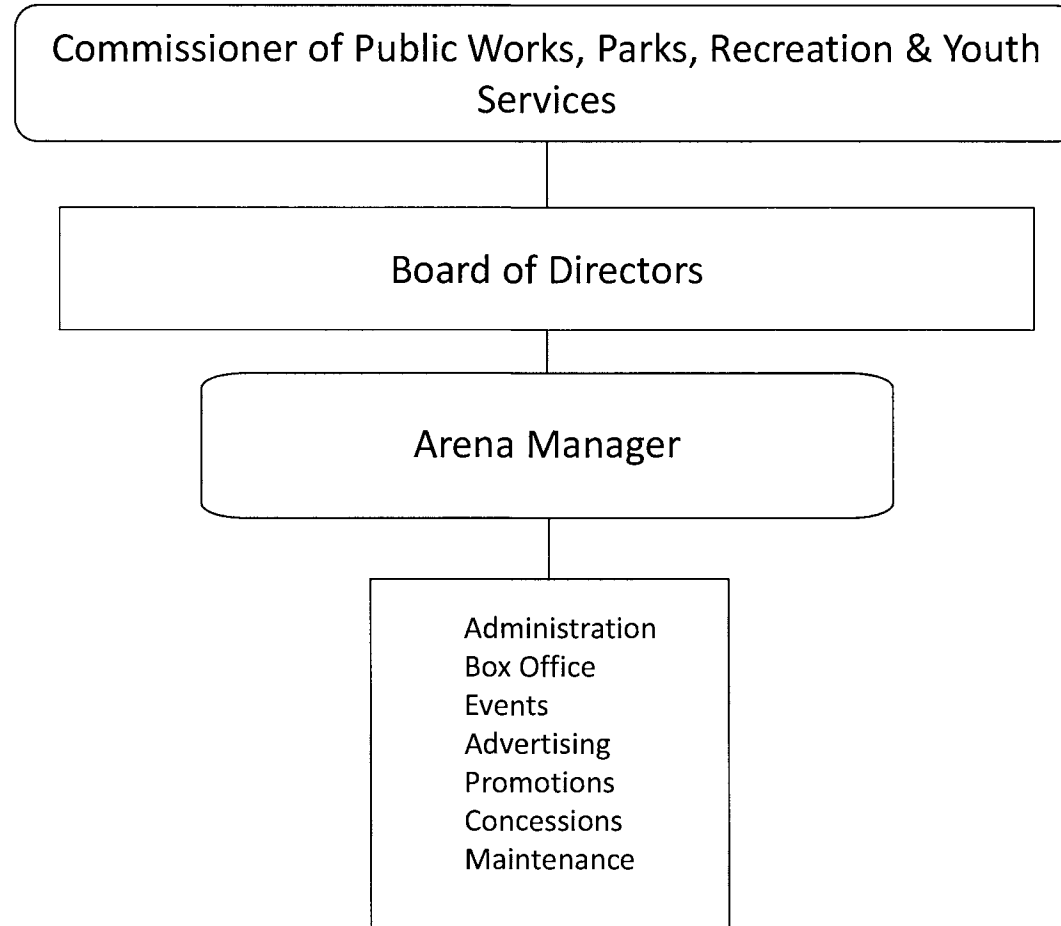
Account	2015 Actuals	2016 Budget	2016 YTD Actuals As of 08/29/16	2017 Budget Requested	2017 Budget Recommended
6008006 LIFE INSURANCE	310	315	159	315	315
6008007 HEALTH INSURANCE	244,001	243,235	107,969	241,964	241,964
6008008 OPEB - HEALTH INSURANCE	203,139	0	0	0	0
6008009 RETIREE HEALTH INSURANCE	79,969	79,969	53,277	73,110	73,110
6008010 DISABILITY INSURANCE	235	285	109	261	261
6008015 PENSION EXPENSE	53,237	0	0	0	0
0000080 Employee Benefits Totals	739,858	621,624	301,934	629,624	629,624
Exp Totals for Dept: 38000000	9,531,744	10,264,903	1,819,399	9,064,736	9,064,736
Total for Dept: 38000000	2,238,407	-76,949	2,259,584	88,669	88,669

This page is intentionally left blank

Culture and Recreation

<u>Department/Division</u>	<u>Page</u>
Arena	384
Forum	391
En-Joie Golf Course	396
Parks, Recreation & Youth Services	
Administration	402
Recreation	409
Parks	413
County Library	417

Floyd L. Maines Veterans' Memorial Arena



Parks, Recreation & Youth Services

Floyd L. Maines Veterans' Memorial Arena

Mission Statement

To provide diversified entertainment to the community and surrounding areas with the maximum possible safety, efficiency and revenue.

Description

The Floyd L. Maines Veterans' Memorial Arena is accounted for as a special revenue fund.

Located conveniently in downtown Binghamton, home of the AHL Binghamton Senators, the NYSPHSAA Boys Basketball State Championship, the Floyd L. Maines Veterans' Memorial Arena continues to bring quality entertainment to Binghamton, NY. Aside from professional and scholastic sports, the Arena is also host to an array of other events, including concerts, family shows, ice shows, and trade shows. With its versatile seating of 4,910 permanent seats and 2,000 portable seats the arena truly is the area's premier multi-purpose venue. Since 2013, upgrades and improvements using grants provided by the New York State Senate included new seating and scoreboard being installed as well as elevator upgrades painting etc. of the inside of Arena.

2017 Objectives

- Continue our partnership with the American Hockey League Binghamton Senators.
- Continue with a concessionaire to manage concession operation.
- Increase the number of concerts.

- Increase the number of multi-show family events.
- Continue to provide a facility for community/scholastic events.
- Capital improvement request to reflect our need for additional professional equipment/facilities for a more diversified use of the facility.
- Continue to upgrade and improve the facility using the grants provided by the New York State Senate when available.

2017 Budget Highlights

- Plan to pursue utilizing State grant assistance to continue upgrades to the facility.

Parks Recreation & Youth Services 39010008
 Floyd L. Maines Veterans' Memorial Arena

<u>Title of Position</u>	<u>Grade/Unit</u>	2015 <u>Actuals</u>	As of 7/5/2016 Current <u>Authorized</u>	2017 <u>Requested</u>	2017 <u>Recommended</u>
<u>Full-Time Positions</u>					
Arena Manager	E Admin	1	1	1	1
Assistant Arena Manager	16 CSEA	1	1	1	1
Secretary	13 CSEA	1	1	1	1
Box Office Manager	19 BAPA	1	1	1	1
Assistant Box Office Manager	11 BAPA	1	1	1	1
Total Full-Time Positions		5	5	5	5
<u>Part-Time Positions</u>					
Custodial Worker	6 CSEA	2	2	2	2
Total Part-Time Positions		2	2	2	2
Total Positions		7	7	7	7

BROOME COUNTY GOVERNMENT
 REVENUE AND APPROPRIATION SUMMARY BY DEPARTMENT

FUND: 3110 Arena Operating
 DEPT: 39000000 Arena

Account	2015 Actuals	2016 Budget	2016 YTD Actuals As of 08/29/16	2017 Budget Requested	2017 Budget Recommended
0000002 Departmental Income					
5000147 FREIGHT BLDG RENTAL	0	0	130	0	0
5000177 RENTALS & FEES	266,679	400,000	175,218	400,000	400,000
5000178 CONCESSIONS	62,025	93,000	52,555	93,000	93,000
5000179 CHARGES FOR SERVICES	13,239	15,000	7,523	15,000	15,000
5000180 CHARGES FOR EVENT STAFF	35,944	45,000	30,355	45,000	45,000
5000333 OTHER DEPARTMENTAL CHARGEBACK	0	0	0	48,887	48,887
0000002 Departmental Income Total	377,887	553,000	265,781	601,887	601,887
0000003 Use of Money					
5000451 INTEREST AND EARNINGS	0	0	2	0	0
5000471 COMMISSIONS	81,375	90,000	68,469	90,000	90,000
5000472 ADVERTISING	75,000	80,000	2,500	80,000	80,000
0000003 Use of Money Total	156,375	170,000	70,971	170,000	170,000
0000006 Sale of Prop and Comp for Loss					
5000518 SALE OF EQUIPMENT	1,489	0	0	0	0
0000006 Sale of Prop and Comp for Loss Total	1,489	0	0	0	0
0000007 Misc Interfund Revenues					
5000545 CREDIT CARD REBATES	32	0	58	0	0
5000562 TRANSFER FROM GENERAL FUND	1,004,348	660,581	660,581	700,145	700,145
5000563 TRANSFER FROM CAPITAL FUND	1	0	0	0	0
5000569 TRANSFER - DEBT SERVICE FUND	126,268	233,000	106,755	119,700	119,700
0000007 Misc Interfund Revenues Total	1,130,649	893,581	767,394	819,845	819,845
0000009 Federal Aid					
5000952 ARRA DEBT REIMBURSEMENT	10,524	10,523	5,290	10,580	10,580
0000009 Federal Aid Total	10,524	10,523	5,290	10,580	10,580
Rev Totals for Dept: 39000000	1,676,924	1,627,104	1,109,436	1,602,312	1,602,312

REPORT:BP032

BROOME COUNTY GOVERNMENT
REVENUE AND APPROPRIATION SUMMARY BY DEPARTMENT

FUND: 3110 Arena Operating
DEPT: 39000000 Arena

Account	2015 Actuals	2016 Budget	2016 YTD Actuals As of 08/29/16	2017 Budget Requested	2017 Budget Recommended
0000010 Personnel Service					
6001000 SALARIES FULL-TIME	266,976	269,784	125,947	270,732	270,732
6001001 SALARIES PART-TIME	57,679	57,039	27,018	57,912	57,912
6001002 SALARIES TEMPORARY	132,505	156,300	86,635	167,640	167,640
6001003 SALARIES OVERTIME	1,948	3,000	1,846	3,000	3,000
6001004 SALARIES SHIFT DIFFERENTIAL	1,477	2,000	1,034	2,000	2,000
6001009 OTHER PERSONNEL SERVICES	200	845	200	845	845
0000010 Personnel Service Totals	460,785	488,968	242,680	502,129	502,129
0000040 Contractual Expenditures					
6004010 BOOKS AND SUBSCRIPTIONS	0	500	0	500	500
6004012 OFFICE SUPPLIES	1,162	1,250	473	1,250	1,250
6004021 BLDG MAINTENANCE SUPPLIES	18,982	18,999	3,792	18,999	18,999
6004022 FUEL AND HEATING SUPPLIES	59,738	80,000	42,174	80,000	80,000
6004023 BLDG AND GROUNDS SUPPLIES	14,946	24,651	4,698	24,000	24,000
6004040 MOTOR EQUIPMENT SUPPLIES	0	750	0	750	750
6004046 GAS OIL GREASE AND DIESEL FUEL	26	100	20	100	100
6004048 MISC OPERATIONAL SUPPLIES	224	500	977	500	500
6004052 UNIFORMS	223	0	0	0	0
6004054 SAFETY SUPPLIES	124	200	33	200	200
6004055 COMPUTER SOFTWARE AND SUPPLIES	736	0	29	0	0
6004100 POSTAGE AND FREIGHT	0	200	178	200	200
6004105 DUES AND MEMBERSHIPS	944	500	959	500	500
6004106 GENERAL OFFICE EXPENSES	11	0	0	0	0
6004112 BLDG GROUNDS AND EQUIP REPAIR	5,156	4,000	1,473	4,000	4,000
6004113 WATER AND SEWAGE CHARGES	28,406	30,000	14,106	30,000	30,000
6004114 HEATING AND AIR COND PLANT EXP	40,205	40,000	5,703	40,000	40,000
6004115 ELECTRIC CURRENT	248,106	400,000	226,057	400,000	400,000
6004117 BUILDING AND GROUNDS EXPENSES	31,341	35,388	12,675	35,000	35,000
6004130 MOTOR EQUIP REPAIRS AND MAINT	65	1,000	0	1,000	1,000
6004131 PHOTOGRAPHIC EXPENSES	1,200	0	-1,200	0	0
6004133 UNIFORM AND CLOTHING ALLOWANCE	180	1,250	562	1,250	1,250
6004136 OPERATIONAL EQUIPMENT REPAIRS	503	0	108	0	0
6004137 ADVERTISING AND PROMOTION EXPE	1,270	2,500	2,280	2,500	2,500
6004138 OTHER OPERATIONAL EXPENSES	0	0	35	0	0
6004160 MILEAGE AND PARKING-LOCAL	0	0	477	0	0
6004161 TRAVEL HOTEL AND MEALS	312	0	0	0	0

BROOME COUNTY GOVERNMENT
REVENUE AND APPROPRIATION SUMMARY BY DEPARTMENT

FUND: 3110 Arena Operating
DEPT: 39000000 Arena

Account	2015 Actuals	2016 Budget	2016 YTD Actuals As of 08/29/16	2017 Budget Requested	2017 Budget Recommended
6004162 EDUCATION AND TRAINING	0	0	725	1,000	1,000
6004196 COPYING MACHINE RENTALS	682	1,650	823	1,650	1,650
6004504 OTHER FINANCIAL SERVICES	1,097	1,015	528	928	928
0000040 Contractual Expenditures Totals	455,639	644,453	317,685	644,327	644,327
0000041 Chargeback Expenses					
6004602 INSURANCE PREMIUM CHARGEBACK	16,819	16,737	8,369	12,053	12,053
6004615 GASOLINE CHARGEBACK	694	2,100	144	900	900
6004634 Indirect Costs - Excess of Bud	184,596	0	0	0	0
0000041 Chargeback Expenses Totals	202,109	18,837	8,513	12,953	12,953
0000060 Principal on Indebtedness					
6006000 PRINCIPAL ON SERIAL BONDS	74,156	77,192	77,192	92,209	92,209
6006001 PRINCIPAL ON BANS	137,643	145,023	145,023	98,742	98,742
6006008 PRINCIPAL ON CAPITAL LEASE	162,291	0	0	0	0
0000060 Principal on Indebtedness Totals	374,090	222,215	222,215	190,951	190,951
0000070 Interest on Indebtedness					
6007000 INTEREST ON SERIAL BONDS	53,958	50,546	26,238	58,586	58,586
6007001 INTEREST ON BANS	24,917	32,511	32,510	25,456	25,456
6007005 INTEREST ON CAPITAL LEASE	27,044	0	0	0	0
0000070 Interest on Indebtedness Totals	105,919	83,057	58,748	84,042	84,042
0000080 Employee Benefits					
6008001 STATE RETIREMENT	61,820	62,494	31,476	56,539	56,539
6008002 SOCIAL SECURITY	33,632	37,406	17,814	38,447	38,447
6008004 WORKERS COMPENSATION	2,692	2,679	1,340	3,139	3,139
6008006 LIFE INSURANCE	111	105	53	105	105
6008007 HEALTH INSURANCE	53,886	47,266	24,845	48,047	48,047
6008009 RETIREE HEALTH INSURANCE	20,158	21,282	10,651	21,285	21,285
6008010 DISABILITY INSURANCE	340	380	154	348	348
6008011 UNEMPLOYMENT INSURANCE	248	0	3	0	0
6008013 HEALTH INS - RETIRE INCENTIVE	1,143	0	0	0	0
0000080 Employee Benefits Totals	174,030	171,612	86,336	167,910	167,910

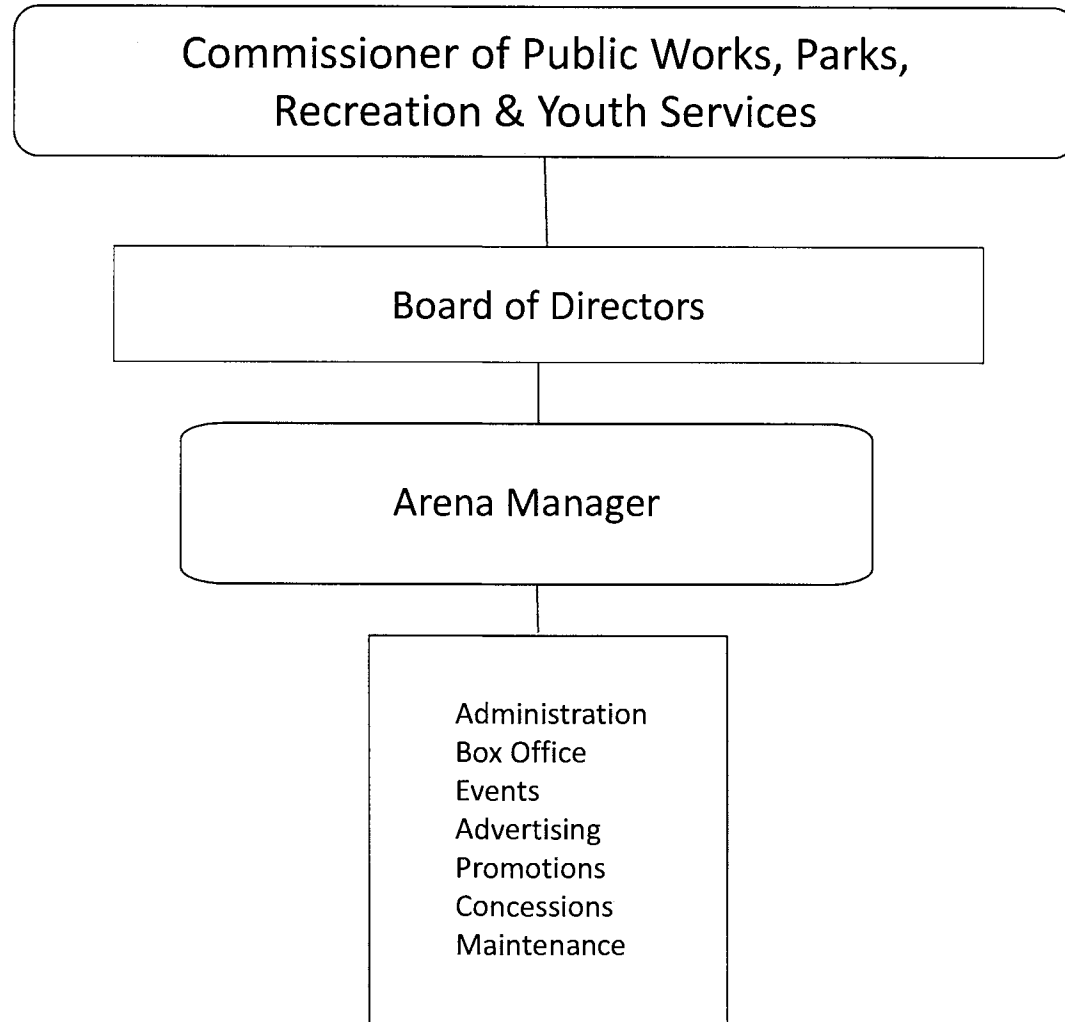
REPORT:BP032

BROOME COUNTY GOVERNMENT
REVENUE AND APPROPRIATION SUMMARY BY DEPARTMENT

FUND: 3110 Arena Operating
DEPT: 39000000 Arena

Account	2015 Actuals	2016 Budget	2016 YTD Actuals As of 08/29/16	2017 Budget Requested	2017 Budget Recommended
Exp Totals for Dept: 39000000	1,772,572	1,629,142	936,177	1,602,312	1,602,312
Total for Dept: 39000000	-95,648	-2,038	173,259	0	0

Forum (Performing Arts Theatre)



Parks, Recreation & Youth Services Forum (Performing Arts Theater)

Mission Statement

To provide diversified arts entertainment to Broome County and surrounding areas at the maximum safety, efficiency, and revenue. Also to provide a facility for local arts groups to perform.

Description

The Historically Registered Forum Theatre is home to the Binghamton Philharmonic, Tri-Cities Opera, Broadway Theatre League, and various dance groups. Located in Historic Downtown Binghamton this restored vaudeville house provides an intimate setting for these Broome County Arts Groups as well as other touring concerts and family shows. Built in 1919 with a seating capacity of 1,527 the Forum Theatre remains a central cultural facility for the region.

2017 Objectives

- Maintain a first class arts theater
- Continue to market the Forum for various shows/concerts
- Increase usage in the summer months
- Complete yearly facility inspection
- Address equipment repairs and replacement as advised by Public Works Buildings and Grounds
- Identify needed upgrades and improvements to the facility and develop a plan to complete the projects

2017 Budget Highlights

- Control costs as much as possible to hold the line with budget request.

Public Works, Parks, Recreation & Youth Services 42010008
 Forum Performing Arts Theatre

<u>Title of Position</u>	<u>Grade/Unit</u>	2015 <u>Actuals</u>	As of 7/5/2016 Current <u>Authorized</u>	2017 <u>Requested</u>	2017 <u>Recommended</u>
<u>Full-Time Positions</u>					
Maintenance Worker	7 CSEA	1	1	1	1
Total Full-Time Positions		1	1	1	1
<u>Part-Time Positions</u>					
None					
Total Part-Time Positions		0	0	0	0
Total Positions		1	1	1	1

REPORT:BP032

BROOME COUNTY GOVERNMENT
REVENUE AND APPROPRIATION SUMMARY BY DEPARTMENT

FUND: 1010 General Operating
DEPT: 42000000 Forum

Account	2015 Actuals	2016 Budget	2016 YTD Actuals As of 08/29/16	2017 Budget Requested	2017 Budget Recommended
0000002 Departmental Income					
5000177 RENTALS & FEES	61,269	76,000	26,325	76,000	76,000
5000178 CONCESSIONS	15,672	10,000	9,202	10,000	10,000
5000179 CHARGES FOR SERVICES	11,740	4,000	5,174	4,000	4,000
5000180 CHARGES FOR EVENT STAFF	13,629	7,000	7,013	7,000	7,000
0000002 Departmental Income Total	102,310	97,000	47,714	97,000	97,000
0000003 Use of Money					
5000471 COMMISSIONS	243	0	118	0	0
0000003 Use of Money Total	243	0	118	0	0
0000007 Misc Interfund Revenues					
5000561 TRANSFER FROM RESERVE FUND	0	66,347	66,347	56,287	56,287
0000007 Misc Interfund Revenues Total	0	66,347	66,347	56,287	56,287
Rev Totals for Dept: 42000000	102,553	163,347	114,179	153,287	153,287
0000010 Personnel Service					
6001000 SALARIES FULL-TIME	41,394	41,694	18,726	42,642	42,642
6001003 SALARIES OVERTIME	1,249	2,000	241	2,000	2,000
6001009 OTHER PERSONNEL SERVICES	200	200	200	200	200
0000010 Personnel Service Totals	42,843	43,894	19,167	44,842	44,842
0000040 Contractual Expenditures					
6004012 OFFICE SUPPLIES	407	500	0	500	500
6004021 BLDG MAINTENANCE SUPPLIES	1,602	4,222	862	4,000	4,000
6004022 FUEL AND HEATING SUPPLIES	25,055	31,000	18,896	31,000	31,000
6004023 BLDG AND GROUNDS SUPPLIES	359	5,000	856	5,000	5,000
6004048 MISC OPERATIONAL SUPPLIES	665	500	0	500	500
6004100 POSTAGE AND FREIGHT	14	0	76	0	0
6004112 BLDG GROUNDS AND EQUIP REPAIR	2,623	5,000	685	5,000	5,000

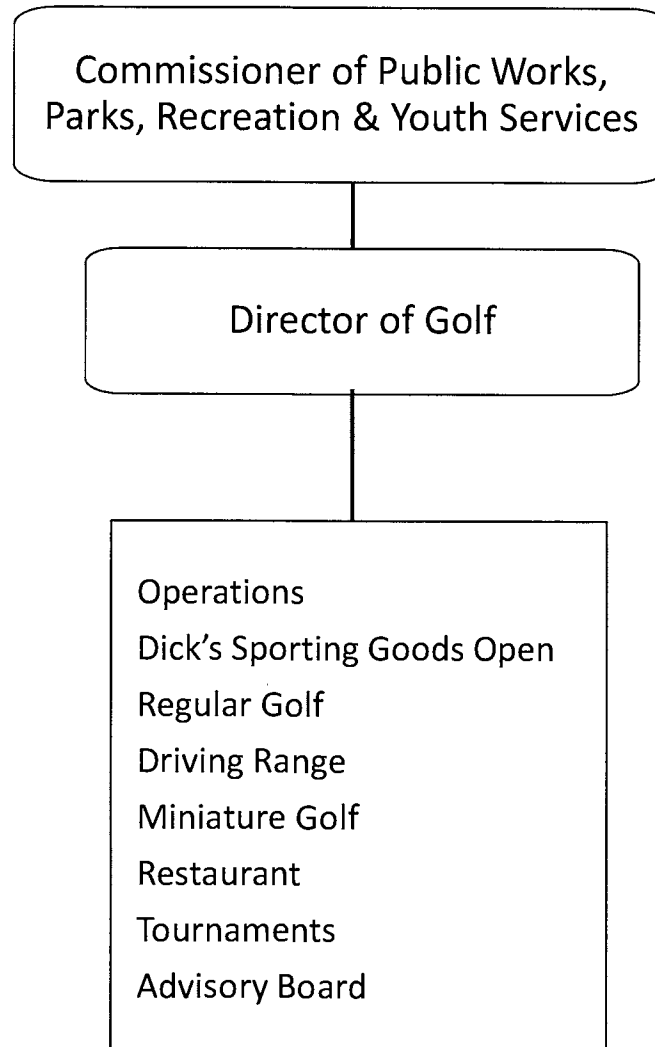
REPORT:BP032

BROOME COUNTY GOVERNMENT
REVENUE AND APPROPRIATION SUMMARY BY DEPARTMENT

FUND: 1010 General Operating
DEPT: 42000000 Forum

Account	2015 Actuals	2016 Budget	2016 YTD Actuals As of 08/29/16	2017 Budget Requested	2017 Budget Recommended
6004113 WATER AND SEWAGE CHARGES	1,904	2,500	731	2,500	2,500
6004114 HEATING AND AIR COND PLANT EXP	3,928	4,000	1,966	4,000	4,000
6004115 ELECTRIC CURRENT	22,868	31,000	13,569	31,000	31,000
6004117 BUILDING AND GROUNDS EXPENSES	2,464	5,000	611	5,000	5,000
6004133 UNIFORM AND CLOTHING ALLOWANCE	0	160	0	160	160
6004138 OTHER OPERATIONAL EXPENSES	0	500	0	500	500
6004196 COPYING MACHINE RENTALS	245	0	0	0	0
0000040 Contractual Expenditures Totals	62,134	89,382	38,252	89,160	89,160
0000041 Chargeback Expenses					
6004602 INSURANCE PREMIUM CHARGEBACK	2,334	2,130	1,065	2,125	2,125
0000041 Chargeback Expenses Totals	2,334	2,130	1,065	2,125	2,125
0000080 Employee Benefits					
6008001 STATE RETIREMENT	7,645	8,234	3,642	7,546	7,546
6008002 SOCIAL SECURITY	2,992	3,358	1,412	3,415	3,415
6008006 LIFE INSURANCE	15	15	8	15	15
6008007 HEALTH INSURANCE	14,888	16,461	2,820	6,097	6,097
6008010 DISABILITY INSURANCE	78	95	36	87	87
0000080 Employee Benefits Totals	25,618	28,163	7,918	17,160	17,160
Exp Totals for Dept: 42000000	132,929	163,569	66,402	153,287	153,287
Total for Dept: 42000000	-30,376	-222	47,777	0	0

En-Joie Golf Course



En-Joie Golf Course

Mission Statement

The En-Joie Golf Club is in business to provide its members and patrons with a very high quality golfing experience.

Description

En-Joie Golf Club is a championship golf course nestled along the Susquehanna River in Endicott. En-Joie has been the focal point of golf in the Southern Tier and has a storied history within the golf community.

The golf course features over 50 sand bunkers, numerous water hazards, bent grass greens and narrow tree-lined fairways that are sure to challenge any golfer. The facility includes a practice driving range, large putting green, full-service snack bar and grill room, men's and women's locker rooms, and a professionally run golf shop.

En-Joie offers annual membership and is also open to the public. The golf course is open from early-April through late-November.

2017 Objectives

- Providing an extremely relaxing and enjoyable environment for the game of golf.
- Promoting the game of golf.
- Providing superior customer service to all members and guests.
- Providing innovative and technically sound golf instruction.
- Offering new and appealing merchandise to the public.
- Maintaining the best conditioned and manicured championship golf course in the County.
- Hosting charity, corporate, and municipal outings.
- Continually improving goodwill and faith within the surrounding community.

2017 Budget Highlights

- Payroll and staffing for seasonal employees greatly affected by the mandatory wage increase.
- Continually control payroll expenses by closely monitoring hours worked and staffing needs throughout the year.

Public Works, Parks, Recreation & Youth Services 41010008 En-Joie Golf Course		As of 7/5/2016			
<u>Title of Position</u>	<u>Grade/Unit</u>	<u>2015 Actuals</u>	<u>Current Authorized</u>	<u>2017 Requested</u>	<u>2017 Recommended</u>
<u>Full-Time Positions</u>					
Director of Golf	NA	1	1	1	1
Superintendent of Golf	NA	1	1	1	1
Assistant Superintendent of Golf	NA	0	1	1	1
Total Full-Time Positions		2	3	3	3
<u>Part-time Positions</u>					
None					
Total Part-Time Positions		0	0	0	0
Total Positions		2	3	3	3

REPORT:BP032

BROOME COUNTY GOVERNMENT
REVENUE AND APPROPRIATION SUMMARY BY DEPARTMENT

FUND: 3140 EnJoie Operating

DEPT: 41000000 En Joie Golf Course

Account	2015 Actuals	2016 Budget	2016 YTD Actuals As of 08/29/16	2017 Budget Requested	2017 Budget Recommended
0000002 Departmental Income					
5000177 RENTALS & FEES	0	2,000	0	2,000	2,000
5000234 DRIVING RANGE FEES	35,651	36,000	11,976	36,000	36,000
5000235 GREENS FEES	432,842	395,000	113,414	429,000	429,000
5000236 ANNUAL MEMBERSHIP	188,446	190,000	191,463	195,000	195,000
5000237 GOLF CART RENTALS	162,985	152,000	65,946	160,000	160,000
5000426 MISCELLANEOUS	4,547	4,000	3,630	4,000	4,000
5000434 MERCHANDISE SALES	46,968	45,000	15,491	45,000	45,000
0000002 Departmental Income Total	871,439	824,000	401,920	871,000	871,000
0000003 Use of Money					
5000465 TOURNAMENT RENTALS	110,234	110,000	0	111,000	111,000
5000467 RESTAURANT RENTAL	19,000	16,000	0	15,000	15,000
0000003 Use of Money Total	129,234	126,000	0	126,000	126,000
0000007 Misc Interfund Revenues					
5000534 TRANSFER FROM INSURANCE RESERV	633	7,863	7,879	0	0
5000562 TRANSFER FROM GENERAL FUND	32,975	0	0	0	0
0000007 Misc Interfund Revenues Total	33,608	7,863	7,879	0	0
0000009 Federal Aid					
5000952 ARRA DEBT REIMBURSEMENT	945	945	475	950	950
0000009 Federal Aid Total	945	945	475	950	950
Rev Totals for Dept: 41000000	1,035,226	958,808	410,274	997,950	997,950
0000010 Personnel Service					
6001000 SALARIES FULL-TIME	126,199	128,695	67,012	163,195	163,195
6001002 SALARIES TEMPORARY	292,295	290,000	89,953	280,000	280,000
0000010 Personnel Service Totals	418,494	418,695	156,965	443,195	443,195

REPORT:BP032

BROOME COUNTY GOVERNMENT
REVENUE AND APPROPRIATION SUMMARY BY DEPARTMENT

FUND: 3140 EnJoie Operating

DEPT: 41000000 En Joie Golf Course

Account	2015 Actuals	2016 Budget	2016 YTD Actuals As of 08/29/16	2017 Budget Requested	2017 Budget Recommended
0000040 Contractual Expenditures					
6004012 OFFICE SUPPLIES	323	500	183	500	500
6004021 BLDG MAINTENANCE SUPPLIES	2,661	2,500	3,658	2,500	2,500
6004022 FUEL AND HEATING SUPPLIES	6,427	6,000	2,698	6,200	6,200
6004023 BLDG AND GROUNDS SUPPLIES	64,212	65,000	47,020	68,000	68,000
6004040 MOTOR EQUIPMENT SUPPLIES	6,307	13,000	4,234	11,000	11,000
6004046 GAS OIL GREASE AND DIESEL FUEL	14,431	20,000	3,318	18,000	18,000
6004047 TIRES AND TUBES	974	1,000	645	1,000	1,000
6004048 MISC OPERATIONAL SUPPLIES	12,577	14,089	23,546	15,000	15,000
6004053 RECREATIONAL AND ACTIVITY SUPP	29,270	25,000	20,847	30,000	30,000
6004054 SAFETY SUPPLIES	349	500	0	500	500
6004056 COMPUTER EQUIPMENT(NON CAPITAL	688	0	0	0	0
6004100 POSTAGE AND FREIGHT	0	50	0	50	50
6004101 TELEPHONE	0	50	0	50	50
6004105 DUES AND MEMBERSHIPS	4,694	2,200	4,339	2,700	2,700
6004112 BLDG GROUNDS AND EQUIP REPAIR	1,123	4,000	0	3,000	3,000
6004113 WATER AND SEWAGE CHARGES	27,206	27,000	5,383	29,000	29,000
6004115 ELECTRIC CURRENT	40,444	40,000	15,157	42,000	42,000
6004117 BUILDING AND GROUNDS EXPENSES	21,844	15,100	9,173	16,000	16,000
6004130 MOTOR EQUIP REPAIRS AND MAINT	1,025	2,000	570	2,000	2,000
6004137 ADVERTISING AND PROMOTION EXPE	8,075	12,000	5,534	12,000	12,000
6004138 OTHER OPERATIONAL EXPENSES	6,209	5,000	5,102	5,000	5,000
6004160 MILEAGE AND PARKING-LOCAL	0	300	0	0	0
6004161 TRAVEL HOTEL AND MEALS	0	200	0	0	0
6004190 COUNTY RENTALS-MACHINERY	110,295	110,200	82,125	110,000	110,000
6004192 SOFTWARE MAINTENANCE	1,400	0	1,400	0	0
6004200 PROPERTY LOSS	633	7,880	7,879	0	0
6004504 OTHER FINANCIAL SERVICES	9,344	8,592	3,084	9,084	9,084
0000040 Contractual Expenditures Totals	370,511	382,161	245,895	383,584	383,584
0000041 Chargeback Expenses					
6004602 INSURANCE PREMIUM CHARGEBACK	20,469	15,525	7,762	10,092	10,092
6004609 DATA PROCESSING CHARGEBACKS	12,936	10,125	0	12,270	12,270
6004614 OTHER CHARGEBACK EXPENSES	35	0	0	28	28
6004615 GASOLINE CHARGEBACK	22	0	0	0	0
6004617 DUPLICATING/PRINTING CHARGEBAC	0	24	82	65	65
6004618 OFFICE SUPPLIES CHARGEBACK	23	60	23	66	66
6004619 BUILDING SERVICE CHARGEBACK	0	8,000	0	5,000	5,000
6004634 Indirect Costs - Excess of Bud	32,975	0	0	0	0

REPORT:BP032

BROOME COUNTY GOVERNMENT
REVENUE AND APPROPRIATION SUMMARY BY DEPARTMENT

FUND: 3140 EnJoie Operating
DEPT: 41000000 En Joie Golf Course

Account	2015 Actuals	2016 Budget	2016 YTD Actuals As of 08/29/16	2017 Budget Requested	2017 Budget Recommended
0000041 Chargeback Expenses Totals	66,460	33,734	7,867	27,521	27,521
0000060 Principal on Indebtedness					
6006000 PRINCIPAL ON SERIAL BONDS	6,662	6,935	6,935	7,288	7,288
0000060 Principal on Indebtedness Totals	6,662	6,935	6,935	7,288	7,288
0000070 Interest on Indebtedness					
6007000 INTEREST ON SERIAL BONDS	4,848	4,541	2,357	4,186	4,186
0000070 Interest on Indebtedness Totals	4,848	4,541	2,357	4,186	4,186
0000080 Employee Benefits					
6008001 STATE RETIREMENT	22,228	19,639	11,144	22,327	22,327
6008002 SOCIAL SECURITY	31,442	32,031	11,724	33,904	33,904
6008004 WORKERS COMPENSATION	2,106	2,038	1,019	2,293	2,293
6008006 LIFE INSURANCE	0	0	4	0	0
6008007 HEALTH INSURANCE	30,447	29,960	14,690	34,960	34,960
6008011 UNEMPLOYMENT INSURANCE	17,463	30,000	20,097	30,000	30,000
0000080 Employee Benefits Totals	103,686	113,668	58,678	123,484	123,484
Exp Totals for Dept: 41000000	970,661	959,734	478,697	989,258	989,258
Total for Dept: 41000000	64,565	-926	-68,423	8,692	8,692

Parks, Recreation & Youth Services

Commissioner of Public Works, Parks, Recreation & Youth Services

Director of Parks, Recreation & Youth Services

Administration

Administration
 Facility Reservations
 Watershed Management
 Special Events
 Policy Procedure
 Security
 Public Relations
 Promotion

Parks

Maintenance
 Landscaping
 Plant Operations
 Special Events
 General Operations
 Nature Center Maintenance
 Seasonal employees

Recreation

Outdoor Recreation
 Aquatics
 Boating
 Winter/Summer Sports
 Food Concession
 Campgrounds
 Seasonal Employees
Grants
 Snowmobile Trail
 Maintenance
 Office of Children and
 Family Services
 Zoo Biological Gardens
 & Aquariums

Youth Bureau

Agency Monitoring/
 Coordination
 Program Assistance
 Youth Advocacy
 Child/Family Services Plan
 Integrated County Planning
Grants
 Runaway/ Homeless Youth
 Youth Development

Parks, Recreation & Youth Services Administration

Mission Statement

The Administrative Division of the Parks and Recreation Department provides the support services for the entire department as well as interfacing with the County Executive, Legislature, and Law Department, State and Federal agencies and the community.

Description

Article XI provides for a Department of Parks and Recreation. It is a regionally based parks and recreation system serving a population of roughly 185,000 people. This park system consists of: Nathaniel Cole (317 acres) on County Route 63 in the Town of Colesville; Dorchester (1142 acres) in the Town of Triangle; Greenwood (415 acres) on County Route 320 in the Town of Nanticoke; Grippen and Roundtop (46 acres) in the Village of Endicott; Hawkins Pond (307 acres) in the Town of Windsor; and Otsiningo (150 acres) in the Town of Dickinson. This system also includes three beaches, a campground, cross-country skiing, swimming, boating, a BMX track and many other leisure activities. Annually, approximately two million people use this system.

The department is also responsible for Aqua-Terra (466 undeveloped acres) in the Town of Binghamton and the BAGSAI Complex (softball fields) and the Community Garden Plots both in the Town of Dickinson.

The Administrative Division is also responsible for the Broome County Youth Bureau including interaction with numerous community based groups, agencies, municipalities and individuals. The Division works with the Youth Bureau Advisory Board and its various committees to support the youth of Broome County.

2017 Objectives

- Continue to provide quality facilities to the residents of Broome County.
- Maintain present level of service to the residents of Broome County.

2017 Budget Highlights

- Maintain present level of service.
- Continue to look for new revenue streams to offset our 2017 net County support.
- Utilize Adopt-a-Park Volunteers to assist in Parks.
- Continue to administer the following grants:
 - NYS Snowmobile Trail Maintenance
 - NYS Zoo, Botanical Gardens and Aquariums

Parks, Recreation & Youth Services Youth Bureau

Mission Statement

The Broome County Youth Bureau's mission is to promote and encourage the development of a comprehensive system of services to youth and their families through planning, funding, coordination, evaluation and advocacy.

Description

The Broome County Youth Bureau was established by a resolution adopted by the Broome County Legislature on July 6, 1971. The Youth Bureau is responsible for distributing Office of Children & Family Services funds to local agencies that provide services for youth in accordance with the Broome County Child & Family Services Plan. Local agencies apply to the County (Youth Bureau) for funds. Applications are evaluated by the Youth Bureau Advisory Board and approved by the County Legislature and County Executive. The Youth Bureau then applies to the NYS Office of Children and Family Services and/or other sources for program funding and enters into contracts with the agencies. The Youth Bureau also leads the efforts in planning for services for youth throughout Broome County.

2017 Objectives

- Strengthen and streamline our Request for Proposal process.
- Continue working with the Department of Social Services to strengthen the continuum of services and activities for children, youth and families identified in our Child and Family Services Plan.
- Continue to lead the effort to define goals, gather data and develop a comprehensive continuum for runaway and

homeless youth, including the implementation of a program for runaway/homeless youth under age 21.

- Continue to monitor and evaluate all residential services provided for runaway and homeless youth under age of 21.
- Educate the community regarding youth issues, needs and problems and advocate for the adoption of strong legislation to better serve our youth.
- Continue to act as lead entity in planning efforts for youth in Broome County including the assessment of local youth needs and the development of strategies to address those needs.
- Reevaluate the funding priorities to better match the needs of the youth of Broome County.
- Work with various committees through-out the county to address pressing issues facing youth ie: teen pregnancy, child abuse, and suicide and drug abuse.
- Provide assistance to youth serving agencies through training, expert advice and coordination.

2017 Budget Highlights

- Continue to maintain Youth Services Program costs to state aid support level.

Public Works, Parks, Recreation & Youth Services 43010008
Administration

<u>Title of Position</u>	<u>Grade/Unit</u>	<u>2015 Actuals</u>	<u>As of 7/5/2016 Current Authorized</u>	<u>2017 Requested</u>	<u>2017 Recommended</u>
<u>Full-Time Positions</u>					
Director of Parks, Recreation & Youth Services	B Admin	1	1	1	1
Secretary	13 CSEA	1	1	1	1
Total Full-Time Positions		2	2	2	2
<u>Part-Time Positions</u>					
None					
Total Part-Time Positions		0	0	0	0
Total Positions		2	2	2	2

REPORT:BP033

BROOME COUNTY GOVERNMENT
REVENUE AND APPROPRIATION SUMMARY
BY DEPARTMENT AND DIVISION

FUND: 1010 General Operating
DEPT: 43000000 Parks and Recreation
DIV: 01 Parks & Rec-Admin

Account	2015 Actuals	2016 Budget	2016 YTD Actuals As of 08/29/16	2017 Budget Requested	2017 Budget Recommended
43000000 Parks and Recreation					
0000002 Departmental Income					
5000165 MISCELLANEOUS	288	11,000	6,914	11,000	11,000
5000196 GROUND RENTALS	9,000	13,000	4,333	15,500	15,500
0000002 Departmental Income Totals	9,288	24,000	11,247	26,500	26,500
0000003 Use of Money					
5000451 INTEREST AND EARNINGS	13	0	5	0	0
0000003 Use of Money Totals	13	0	5	0	0
0000006 Sale of Prop and Comp for Loss					
5000518 SALE OF EQUIPMENT	710	8,000	0	8,000	8,000
0000006 Sale of Prop and Comp for Loss Totals	710	8,000	0	8,000	8,000
0000007 Misc Interfund Revenues					
5000534 TRANSFER FROM INSURANCE RESERV	1,893	0	0	0	0
0000007 Misc Interfund Revenues Totals	1,893	0	0	0	0
0000008 State Aid					
5000873 YOUTH BUREAU	25,000	30,000	0	30,000	30,000
5000875 YOUTH SERVICE PROGRAMS	194,286	202,167	-37,780	206,755	206,755
0000008 State Aid Totals	219,286	232,167	-37,780	236,755	236,755
Rev Total for Div: 4301	231,190	264,167	-26,528	271,255	271,255
0000010 Personnel Service					
6001000 SALARIES FULL-TIME	109,706	107,014	50,737	112,778	112,778
0000010 Personnel Service Totals	109,706	107,014	50,737	112,778	112,778

BROOME COUNTY GOVERNMENT
 REVENUE AND APPROPRIATION SUMMARY
 BY DEPARTMENT AND DIVISION

FUND: 1010 General Operating
 DEPT: 43000000 Parks and Recreation
 DIV: 01 Parks & Rec-Admin

Account	2015 Actuals	2016 Budget	2016 YTD Actuals As of 08/29/16	2017 Budget Requested	2017 Budget Recommended
0000040 Contractual Expenditures					
6004010 BOOKS AND SUBSCRIPTIONS	0	400	0	400	400
6004012 OFFICE SUPPLIES	1,832	2,000	501	2,000	2,000
6004030 FOOD AND BEVERAGES	0	25	0	25	25
6004048 MISC OPERATIONAL SUPPLIES	0	50	0	50	50
6004100 POSTAGE AND FREIGHT	0	25	0	25	25
6004105 DUES AND MEMBERSHIPS	602	602	602	602	602
6004106 GENERAL OFFICE EXPENSES	394	500	0	500	500
6004137 ADVERTISING AND PROMOTION EXPE	408	250	200	250	250
6004141 YOUTH SERVICE PROGRAMS	11,832	320,328	107,695	202,848	202,848
6004147 OTHER PROGRAM EXPENSE	0	3,500	0	4,000	4,000
6004161 TRAVEL HOTEL AND MEALS	0	250	0	250	250
6004162 EDUCATION AND TRAINING	49	50	0	50	50
6004165 ADVISORY BD/TRUSTEES EXPENSES	0	150	90	150	150
6004200 PROPERTY LOSS	1,893	0	0	0	0
0000040 Contractual Expenditures Totals	17,010	328,130	109,088	211,150	211,150
0000041 Chargeback Expenses					
6004602 INSURANCE PREMIUM CHARGEBACK	26,072	20,092	10,046	15,981	15,981
6004610 PERSONNEL SERVICES CHARGEBACKS	3,907	3,907	0	3,907	3,907
0000041 Chargeback Expenses Totals	29,979	23,999	10,046	19,888	19,888
0000080 Employee Benefits					
6008001 STATE RETIREMENT	55,198	18,085	8,436	17,975	17,975
6008002 SOCIAL SECURITY	7,625	8,187	3,508	8,628	8,628
6008004 WORKERS COMPENSATION	67,119	70,559	35,280	63,189	63,189
6008006 LIFE INSURANCE	30	30	15	30	30
6008007 HEALTH INSURANCE	30,359	29,960	15,227	32,923	32,923
6008009 RETIREE HEALTH INSURANCE	84,465	87,414	43,879	87,741	87,741
6008010 DISABILITY INSURANCE	78	95	36	87	87
6008013 HEALTH INS - RETIRE INCENTIVE	3,292	0	0	0	0
0000080 Employee Benefits Totals	248,166	214,330	106,381	210,573	210,573
0000090 Transfers					
6009001 TRANSFER TO CAPITAL FUND	11,976	0	0	0	0

REPORT:BP033

BROOME COUNTY GOVERNMENT
REVENUE AND APPROPRIATION SUMMARY
BY DEPARTMENT AND DIVISION

FUND: 1010 General Operating
DEPT: 43000000 Parks and Recreation
DIV: 01 Parks & Rec-Admin

Account	2015 Actuals	2016 Budget	2016 YTD Actuals As of 08/29/16	2017 Budget Requested	2017 Budget Recommended
0000090 Transfers Totals	11,976	0	0	0	0
Exp Total for Div: 4301	416,837	673,473	276,252	554,389	554,389
Total for Div: 43000000	-185,647	-409,306	-302,780	-283,134	-283,134

Parks, Recreation & Youth Services Recreation

Mission Statement

To provide a safe and varied recreational experience that is family oriented yet can meet the needs of youth, senior citizens, and the disabled on a regional basis.

Description

Article XI provides for a Department of Parks and Recreation. It is a regionally based parks and recreation system serving a population of roughly 185,000 people. This park system consists of: Nathaniel Cole (317 acres) on County Route 63 in the Town of Colesville; Dorchester (1,142 acres) in the Town of Triangle; Greenwood (415 acres) on County Route 320 in the Town of Nanticoke; Grippen and Roundtop (46 acres) in the Village of Endicott; Hawkins Pond (307 acres) in the Town of Windsor; and Otsiningo (150 acres) in the Town of Dickinson. This system also includes three beaches, a campground, cross-country skiing, swimming, boating, a BMX track and many other leisure activities. Annually, approximately two million people use this system.

The department is also responsible for Aqua-Terra (466 undeveloped acres) in the Town of Binghamton and the BAGSAI Complex (softball fields) and the Community Garden Plots both in the Town of Dickinson.

2017 Objectives

- Maintain 2016 levels of advertising for department
- Increase use of Social Media to promote Parks
- Continued efforts working with YMCA on aquatics programming and staffing
- Conduct the following special events:

- Crappie Derby
- Relay for Life and other fundraising walks and runs
- Broome Bands Together Concert Series
- Spiedie Fest/Balloon Rally
- Broome County Parks Triathlon

- Continue to develop partnerships in the community with groups such as: Whitney Point Youth Association, CYO, Harpursville Youth, YMCA, Town of Chenango Parks Department, Otsiningo Farmers Market and Grippen Park BMX.
- Continue to provide nature and environmental education, free of charge, to Broome County School Districts.

2017 Budget Highlights

- Search for new partnerships for additional special events throughout the community.
- Develop new marketing avenues and leisure entertainment activities for families.
- Utilize Adopt-a-Park Volunteers to assist in Parks.
- Continue allocating staff out-of department for maintenance of the Arena/Forum.

Public Works, Parks, Recreation & Youth Services 43020008
Recreation

<u>Title of Position</u>	<u>Grade/Unit</u>	2015 <u>Actuals</u>	As of 7/5/2016 <u>Current Authorized</u>	2017 <u>Requested</u>	2017 <u>Recommended</u>
<u>Full-Time Positions</u>					
Recreation & Youth Services Coordinator	15 BAPA	1	1	1	1
Total Full-Time Positions		1	1	1	1
<u>Part-Time Positions</u>					
Total Part-Time Positions		0	0	0	0
Total Positions		1	1	1	1

BROOME COUNTY GOVERNMENT
 REVENUE AND APPROPRIATION SUMMARY
 BY DEPARTMENT AND DIVISION

FUND: 1010 General Operating
 DEPT: 43000000 Parks and Recreation
 DIV: 02 Parks & Rec-Recreation

Account	2015 Actuals	2016 Budget	2016 YTD Actuals As of 08/29/16	2017 Budget Requested	2017 Budget Recommended
0000002 Departmental Income					
5000165 MISCELLANEOUS	0	19,000	30,000	19,000	19,000
5000168 FOOD CONCESSION	36,958	42,000	4,247	42,000	42,000
5000169 BOAT CONCESSION	52,731	45,000	6,716	45,000	45,000
5000170 CAMPING	32,467	40,000	5,705	40,000	40,000
5000171 SHELTER RENTAL	47,915	45,000	37,325	45,000	45,000
5000172 SKI CONCESSION	7,053	9,000	0	9,000	9,000
5000196 GROUND RENTALS	7,829	5,000	2,610	2,000	2,000
5000202 SWIMMING LESSONS	24	50	0	50	50
5000207 UNIFORM SALES	135	50	20	50	50
0000002 Departmental Income Totals	185,112	205,100	86,623	202,100	202,100
Rev Total for Div: 4302	185,112	205,100	86,623	202,100	202,100
0000010 Personnel Service					
6001000 SALARIES FULL-TIME	51,593	53,624	26,013	54,884	54,884
6001002 SALARIES TEMPORARY	204,753	197,000	40,976	242,000	242,000
6001003 SALARIES OVERTIME	7,897	4,000	2,960	4,000	4,000
6001009 OTHER PERSONNEL SERVICES	1,150	1,000	800	1,000	1,000
0000010 Personnel Service Totals	265,393	255,624	70,749	301,884	301,884
0000040 Contractual Expenditures					
6004030 FOOD AND BEVERAGES	14,342	15,334	5,832	15,334	15,334
6004048 MISC OPERATIONAL SUPPLIES	3,363	5,047	959	5,000	5,000
6004053 RECREATIONAL AND ACTIVITY SUPP	3,885	4,375	1,148	4,375	4,375
6004126 RECREATIONAL AND ACTIVITY EXPE	0	500	0	500	500
6004147 OTHER PROGRAM EXPENSE	17,675	15,000	0	15,000	15,000
6004160 MILEAGE AND PARKING-LOCAL	37	0	0	0	0
0000040 Contractual Expenditures Totals	39,302	40,256	7,939	40,209	40,209
0000080 Employee Benefits					
6008001 STATE RETIREMENT	12,211	10,044	5,682	9,723	9,723
6008002 SOCIAL SECURITY	19,854	19,556	5,197	21,123	21,123

REPORT:BP033

BROOME COUNTY GOVERNMENT
REVENUE AND APPROPRIATION SUMMARY
BY DEPARTMENT AND DIVISION

FUND: 1010 General Operating
DEPT: 43000000 Parks and Recreation
DIV: 02 Parks & Rec-Recreation

Account	2015 Actuals	2016 Budget	2016 YTD Actuals As of 08/29/16	2017 Budget Requested	2017 Budget Recommended
6008006 LIFE INSURANCE	15	15	8	15	15
6008007 HEALTH INSURANCE	15,913	16,461	8,231	16,461	16,461
0000080 Employee Benefits Totals	47,993	46,076	19,118	47,322	47,322
Exp Total for Div: 4302	352,688	341,956	97,806	389,415	389,415
Total for Div: 43000000	-167,576	-136,856	-11,183	-187,315	-187,315

Parks, Recreation & Youth Services

Parks

Mission Statement

To provide the skilled support services that maintain the various buildings and grounds in the Parks & Recreation Department using the most efficient and cost effective methods available while providing for the safety and health of the patron.

Description

Article XI provides for a Department of Parks and Recreation. It is a regionally based parks and recreation system serving a population of roughly 185,000 people. This park system consists of: Nathaniel Cole (317 acres) on County Route 63 in the Town of Colesville; Dorchester (1,142 acres) in the Town of Triangle; Greenwood (415 acres) on County Route 320 in the Town of Nanticoke; Grippen and Roundtop (46 acres) in the Village of Endicott; Hawkins Pond (307 acres) in the Town of Windsor; and Otsiningo (150 acres) in the Town of Dickinson. This system also includes three beaches, a campground, cross-country skiing, swimming, boating, a BMX track and many other leisure activities. Annually, approximately two million people use this system.

The department is also responsible for Aqua-Terra (466 undeveloped acres) in the Town of Binghamton and the BAGSAI Complex (softball fields) and the Community Garden Plots both in the Town of Dickinson.

2017 Objectives

- Continue to raise the visibility of the department through: promotional literature, public service announcements, participation by department personnel in public forums relevant to our mission, outreach to, and cooperation with, current and

potential parks user groups, and whatever other cost-effective means are at our disposal.

- Facilitate maintenance of facilities through regular park inspections and consultation with Risk Manager
- Maintain roadway improvement program
- Continue development and implementation of capital projects
- Continue to enhance efficiency and promote cost-savings by forming partnerships with recreation groups, local municipalities and other County departments
- Maintain a comprehensive schedule of special events, ranging from established events such as the Spiedie Fest and Balloon Rally and the Broome County Parks Triathlon.
- Work in cooperation with the Otsiningo Farmers Market to support the operation of the outdoor market.
- Provide outdoor maintenance support for the Cornell Cooperative Extension programs at Finch Hollow.

2017 Budget Highlights

- Purchase necessary equipment
- Continue allocating resources for maintenance of the Arena/Forum
- Capital improvement request for parks construction projects, surface rehabilitation and equipment replacement, and repairs and renovations
- Utilize Adopt-a-Park Volunteers to assist in Parks
- Increase in Seasonal worker costs due to increase in New York State minimum wage

Public Works, Parks, Recreation & Youth Services 43030008
Parks

<u>Title of Position</u>	<u>Grade/Unit</u>	2015 <u>Actuals</u>	As of 7/5/2016 Current <u>Authorized</u>	2017 <u>Requested</u>	2017 <u>Recommended</u>
<u>Full-Time Positions</u>					
Assistant Recreation Facility Manager	16 CSEA	1	1	1	1
Park Manager	AFSCME	2	2	2	2
Assistant Park Manager	AFSCME	3	3	3	3
Park Equipment Maintenance Mechanic	AFSCME	1	1	1	1
Park Technician	AFSCME	5	5	5	5
Senior Park Technician	AFSCME	3	3	3	3
Total Full-Time Positions		15	15	15	15
<u>Part-Time Positions</u>					
None					
Total Part-Time Positions		0	0	0	0
Total Positions		15	15	15	15

BROOME COUNTY GOVERNMENT
 REVENUE AND APPROPRIATION SUMMARY
 BY DEPARTMENT AND DIVISION

FUND: 1010 General Operating
 DEPT: 43000000 Parks and Recreation
 DIV: 03 Parks & Rec-Parks

Account	2015 Actuals	2016 Budget	2016 YTD Actuals As of 08/29/16	2017 Budget Requested	2017 Budget Recommended
0000007 Misc Interfund Revenues					
5000546 Trust Account Inflows	40	0	0	0	0
0000007 Misc Interfund Revenues Totals	40	0	0	0	0
Rev Total for Div: 4303	40	0	0	0	0
0000010 Personnel Service					
6001000 SALARIES FULL-TIME	726,019	732,768	337,910	744,365	744,365
6001002 SALARIES TEMPORARY	73,734	68,000	16,805	92,276	92,276
6001003 SALARIES OVERTIME	24,908	13,000	5,858	13,000	13,000
6001004 SALARIES SHIFT DIFFERENTIAL	1,596	2,000	1,147	2,000	2,000
6001009 OTHER PERSONNEL SERVICES	6,116	7,000	2,680	7,000	7,000
0000010 Personnel Service Totals	832,373	822,768	364,400	858,641	858,641
0000040 Contractual Expenditures					
6004001 MAT & SUPPLIES-SIGNS & POSTS	993	0	0	0	0
6004021 BLDG MAINTENANCE SUPPLIES	25,607	31,707	13,063	30,000	30,000
6004022 FUEL AND HEATING SUPPLIES	13,916	38,074	8,057	25,000	25,000
6004023 BLDG AND GROUNDS SUPPLIES	25,702	33,184	10,541	32,000	32,000
6004030 FOOD AND BEVERAGES	711	0	0	0	0
6004040 MOTOR EQUIPMENT SUPPLIES	28,873	31,309	8,664	30,000	30,000
6004046 GAS OIL GREASE AND DIESEL FUEL	13,355	23,482	4,528	20,000	20,000
6004047 TIRES AND TUBES	4,364	6,102	1,791	8,000	8,000
6004048 MISC OPERATIONAL SUPPLIES	1,570	5,000	2,874	5,000	5,000
6004053 RECREATIONAL AND ACTIVITY SUPP	298	1,000	296	1,000	1,000
6004106 GENERAL OFFICE EXPENSES	0	100	0	100	100
6004112 BLDG GROUNDS AND EQUIP REPAIR	0	850	0	850	850
6004113 WATER AND SEWAGE CHARGES	27,492	8,500	2,791	8,500	8,500
6004115 ELECTRIC CURRENT	29,559	32,000	15,893	32,000	32,000
6004117 BUILDING AND GROUNDS EXPENSES	34,635	23,000	10,358	23,000	23,000
6004130 MOTOR EQUIP REPAIRS AND MAINT	558	1,000	0	1,000	1,000
6004133 UNIFORM AND CLOTHING ALLOWANCE	4,947	3,894	3,123	3,400	3,400
6004138 OTHER OPERATIONAL EXPENSES	2,807	2,500	1,137	2,500	2,500
6004162 EDUCATION AND TRAINING	224	0	350	3,500	3,500

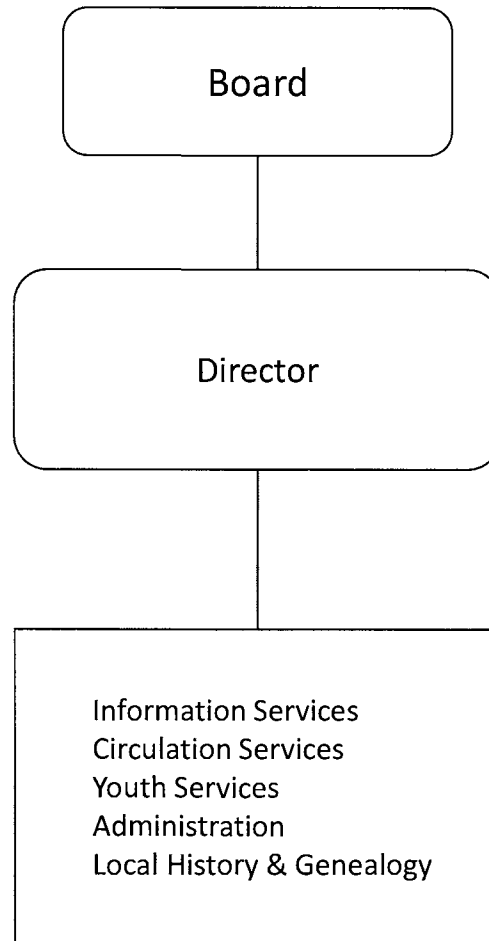
REPORT:BP033

BROOME COUNTY GOVERNMENT
REVENUE AND APPROPRIATION SUMMARY
BY DEPARTMENT AND DIVISION

FUND: 1010 General Operating
DEPT: 43000000 Parks and Recreation
DIV: 03 Parks & Rec-Parks

Account	2015 Actuals	2016 Budget	2016 YTD Actuals As of 08/29/16	2017 Budget Requested	2017 Budget Recommended
0000040 Contractual Expenditures Totals	215,611	241,702	83,466	225,850	225,850
0000041 Chargeback Expenses					
6004614 OTHER CHARGEBACK EXPENSES	4,993	0	7,238	7,000	7,000
6004615 GASOLINE CHARGEBACK	16,978	21,600	1,186	19,350	19,350
0000041 Chargeback Expenses Totals	21,971	21,600	8,424	26,350	26,350
0000080 Employee Benefits					
6008001 STATE RETIREMENT	133,311	138,158	65,213	133,067	133,067
6008002 SOCIAL SECURITY	59,850	62,942	25,947	65,629	65,629
6008006 LIFE INSURANCE	220	225	113	225	225
6008007 HEALTH INSURANCE	173,897	174,492	87,580	192,070	192,070
6008009 RETIREE HEALTH INSURANCE	237,317	242,962	110,965	215,434	215,434
6008010 DISABILITY INSURANCE	78	95	37	87	87
0000080 Employee Benefits Totals	604,673	618,874	289,855	606,512	606,512
Exp Total for Div: 4303	1,674,628	1,704,944	746,145	1,717,353	1,717,353
Total for Div: 43000000	-1,674,588	-1,704,944	-746,145	-1,717,353	-1,717,353
Total for Dept: 43000000	-2,027,811	-2,251,106	-1,060,108	-2,187,802	-2,187,802

Library



County Library

Mission Statement

To provide materials and services to ensure community residents meet their personal, educational, professional and recreational information needs.

Description

The Library provides information for economic development within the community. Materials in various formats are provided to assist individuals and businesses in effectively responding to the changing marketplace. Special attention is devoted to currency of small business materials.

The Library serves as the gateway to reading and early literacy for children and young adults. Consideration is given to stimulating interest and appreciation of reading through programming and collection development.

The Library is the source of free recreational reading and life long learning for community residents. Emphasis is placed on providing a broad range of current fiction, non-fiction, and informational support in a variety of formats for all ages and reading levels. Programming classes and collection development tools are employed to meet the needs of this diverse community.

The Library houses a unique group of local history and genealogy materials, joining collections of the Library, Broome County Historical Society, Broome County Historian and City of Binghamton Historian. This allows researchers access to a wide range of materials on the history of the local Broome County area and family histories.

The Library is comprised of two defined service areas. As part of County government, the Library serves the citizens residing within the political jurisdiction of Broome County. According to the 2010 U.S. census, this encompasses a geographical area of 707 square miles and a population of 200,600 from ages newborn to over 100. In addition, since Broome County also serves as the Central Library for the Four County Library System, its service area effectively includes the residents of Chenango, Delaware and Otsego Counties, an additional 3,343 square miles and 161,132 residents.

To meet the needs of this diverse patron base, the Library features the following service areas:

Information Services

- Broad based one-on-one or group research assistance
- Accommodation of all ages and reading levels
- Extensive research collection
- Electronic online resources
- Business files/research tools
- Approachable and knowledgeable staff
- Clear signage
- Adequate phone lines
- Accessible shelving
- Adequate casual seating
- Classes and workshops for adults covering a variety of interests, including basic computer classes

Youth Services

- Variety of materials and formats
- Multiple copies of popular titles
- Youth-friendly staff
- Easy accessibility
- Ample and inviting space
- Variety of early literacy classes and programs for ages 0-14
- Summer reading series to enhance school instruction throughout the year

Popular Materials

- Current and popular materials in a variety of formats
- Sufficient multiple copies to meet demand
- Monthly Community Book Club featuring library materials
- Reader's advisory service
- Browsing encouraged
- Attractive monthly displays of materials

Local History & Genealogy Center

- Cooperative materials collection
- Extensive primary source documents, photographic, digital and archival materials
- Regional focus for genealogical and migration materials
- Educational programs for local groups and schools
- Periodical collection dealing with genealogy and history
- Digitization projects for rare and archival materials
- Indexing and abstracting of original materials for database
- Microfilm copies of newspapers and census documents

2017 Objectives

- Continue to provide valuable research assistance, encourage reading in the community, materials searching support and youth literacy services to Broome County and the Four County Region
- Continue to provide quality services to the 41 libraries in the Four County Library System as well as the Central Library
- Educate the public in the variety of electronic resources available in the Library
- Update Library collection for currency and relevancy
- Continue to maximize use of the Ahearn Business Resource Center
- Collaborate with SUNY Broome on community Big Read grant
- Automate the local history index to an online database and add to Library database and website
- Continue creating the platform for a digitization project for the 170,000 obituary file collection
- Continue providing workshops and educational programs for school service groups, and summer reading programs for children

2017 Budget Highlights

- Staffing levels remain the same as 2016
- Continued resource sharing with the 41 libraries in the Four County Library System
- Continued expansion of electronic resource materials
- Contained controllable costs at 2016 levels

County Library 40000008

<u>Title of Position</u>	<u>Grade/Unit</u>	2015 <u>Actuals</u>	As of 7/5/2016 <u>Current Authorized</u>	2017 <u>Requested</u>	2017 <u>Recommended</u>
<u>Full-Time Positions</u>					
Library Director III	F Admin	1	1	1	1
Librarian III	20 CSEA	1	1	1	1
Librarian II	18 CSEA	2	2	2	2
Librarian I	16 CSEA	2	2	2	2
Library Assistant	13 CSEA	1	1	1	1
Principal Library Clerk	12 CSEA	1	1	1	1
Senior Account Clerk	9 CSEA	1	0	0	0
Senior Library Clerk	8 CSEA	2	2	2	2
Library Clerk	6 CSEA	3	3	3	3
Page	5 CSEA	1	1	1	1
Total Full-Time Positions		15	14	14	14
<u>Part-Time Positions</u>					
Senior Account Clerk	9 CSEA	0	1	0	0
Custodial Worker	6 CSEA	3	3	3	3
Library Clerk	6 CSEA	5	5	5	5
County Historian	NA	1	1	1	1
Deputy County Historian*	NA	1	1	1	1
Total Part-Time Positions		10	11	10	10
Total Positions		25	25	24	24

*One position unfunded since 2015

BROOME COUNTY GOVERNMENT
 REVENUE AND APPROPRIATION SUMMARY BY DEPARTMENT

FUND: 3150 Library Operating
 DEPT: 40000000 County Library

Account	2015 Actuals	2016 Budget	2016 YTD Actuals As of 08/29/16	2017 Budget Requested	2017 Budget Recommended
0000002 Departmental Income					
5000100 LIBRARY COPY FEES	8,485	8,000	4,190	8,000	8,000
5000102 COMMISSIONER OF FINANCE	129	0	0	0	0
5000177 RENTALS & FEES	13,046	10,000	8,326	10,000	10,000
5000189 OTHER LOCAL GOVERNMENTS	696,926	698,320	349,160	705,303	705,303
5000312 RENTAL CHARGEBACKS	15,000	15,000	15,000	15,000	15,000
5000333 OTHER DEPARTMENTAL CHARGEBACK	25,197	25,709	0	0	0
5000426 MISCELLANEOUS	41,669	41,000	18,109	41,000	41,000
0000002 Departmental Income Total	800,452	798,029	394,785	779,303	779,303
0000003 Use of Money					
5000451 INTEREST AND EARNINGS	309	350	252	200	200
5000470 VENDING MACHINE	523	1,000	132	500	500
5000471 COMMISSIONS	623	1,000	594	500	500
0000003 Use of Money Total	1,455	2,350	978	1,200	1,200
0000006 Sale of Prop and Comp for Loss					
5000518 SALE OF EQUIPMENT	5	0	0	0	0
0000006 Sale of Prop and Comp for Loss Total	5	0	0	0	0
0000007 Misc Interfund Revenues					
5000531 GIFTS AND DONATIONS	2,597	2,500	576	500	500
5000545 CREDIT CARD REBATES	156	0	60	0	0
5000562 TRANSFER FROM GENERAL FUND	1,412,769	1,153,561	1,153,561	1,153,561	1,153,561
0000007 Misc Interfund Revenues Total	1,415,522	1,156,061	1,154,197	1,154,061	1,154,061
0000008 State Aid					
5000808 OTHER STATE AID	84,183	40,000	0	40,000	40,000
0000008 State Aid Total	84,183	40,000	0	40,000	40,000
0000009 Federal Aid					
5000952 ARRA DEBT REIMBURSEMENT	651	650	327	654	654

REPORT:BP032

BROOME COUNTY GOVERNMENT
REVENUE AND APPROPRIATION SUMMARY BY DEPARTMENT

FUND: 3150 Library Operating
DEPT: 40000000 County Library

Account	2015 Actuals	2016 Budget	2016 YTD Actuals As of 08/29/16	2017 Budget Requested	2017 Budget Recommended
0000009 Federal Aid Total	651	650	327	654	654
Rev Totals for Dept: 40000000	2,302,268	1,997,090	1,550,287	1,975,218	1,975,218
0000010 Personnel Service					
6001000 SALARIES FULL-TIME	628,349	641,889	279,606	611,382	611,382
6001001 SALARIES PART-TIME	58,891	58,787	27,316	59,633	59,633
0000010 Personnel Service Totals	687,240	700,676	306,922	671,015	671,015
0000040 Contractual Expenditures					
6004012 OFFICE SUPPLIES	18,959	10,000	1,238	12,500	12,500
6004021 BLDG MAINTENANCE SUPPLIES	1,698	1,800	182	1,800	1,800
6004022 FUEL AND HEATING SUPPLIES	13,203	16,000	11,880	16,000	16,000
6004023 BLDG AND GROUNDS SUPPLIES	6,196	7,000	1,032	7,000	7,000
6004055 COMPUTER SOFTWARE AND SUPPLIES	58,888	55,750	53,980	59,000	59,000
6004056 COMPUTER EQUIPMENT(NON CAPITAL	499	4,235	4,656	0	0
6004070 BOOKS ADULT SERVICES	53,059	71,019	33,534	66,094	66,094
6004071 JUVENILE BOOKS	38,278	43,210	19,667	56,569	56,569
6004073 SUBSCRIPTIONS	5,085	8,500	103	5,000	5,000
6004074 AUDIOVISUAL MATERIALS	26,223	34,000	0	34,000	34,000
6004075 ELECTRONIC ACCESS MATERIALS	5,079	400	425	25,040	25,040
6004100 POSTAGE AND FREIGHT	137	600	51	500	500
6004105 DUES AND MEMBERSHIPS	1,272	1,268	132	1,268	1,268
6004106 GENERAL OFFICE EXPENSES	3,900	5,535	5,290	5,535	5,535
6004112 BLDG GROUNDS AND EQUIP REPAIR	2,468	7,100	668	2,000	2,000
6004113 WATER AND SEWAGE CHARGES	2,402	2,400	786	2,500	2,500
6004115 ELECTRIC CURRENT	42,185	53,671	22,490	50,750	50,750
6004117 BUILDING AND GROUNDS EXPENSES	24,135	27,940	10,724	28,500	28,500
6004137 ADVERTISING AND PROMOTION EXPE	843	0	0	0	0
6004165 ADVISORY BD/TRUSTEES EXPENSES	80	0	0	0	0
6004196 COPYING MACHINE RENTALS	2,769	3,646	1,369	3,646	3,646
6004504 OTHER FINANCIAL SERVICES	68	63	33	58	58
6004573 OTHER FEES FOR SERVICES	10,698	10,770	5,350	10,770	10,770
0000040 Contractual Expenditures Totals	318,124	364,907	173,590	388,530	388,530

BROOME COUNTY GOVERNMENT
REVENUE AND APPROPRIATION SUMMARY BY DEPARTMENT

FUND: 3150 Library Operating
DEPT: 40000000 County Library

Account	2015 Actuals	2016 Budget	2016 YTD Actuals As of 08/29/16	2017 Budget Requested	2017 Budget Recommended
0000041 Chargeback Expenses					
6004602 INSURANCE PREMIUM CHARGEBACK	11,293	6,165	3,083	6,240	6,240
6004604 DPW SECURITY CHARGEBACKS	90,110	101,100	25,250	100,541	100,541
6004606 TELEPHONE BILLING ACCOUNT	8,995	6,568	2,006	4,508	4,508
6004609 DATA PROCESSING CHARGEBACKS	93,858	99,573	0	114,698	114,698
6004614 OTHER CHARGEBACK EXPENSES	0	17	46	55	55
6004617 DUPLICATING/PRINTING CHARGEBAC	2,610	351	404	2,194	2,194
6004618 OFFICE SUPPLIES CHARGEBACK	2,898	3,435	825	3,435	3,435
6004619 BUILDING SERVICE CHARGEBACK	14,140	30,620	4,069	30,620	30,620
6004634 Indirect Costs - Excess of Bud	228,480	0	0	0	0
0000041 Chargeback Expenses Totals	452,384	247,829	35,683	262,291	262,291
0000060 Principal on Indebtedness					
6006000 PRINCIPAL ON SERIAL BONDS	8,267	8,546	8,546	8,940	8,940
0000060 Principal on Indebtedness Totals	8,267	8,546	8,546	8,940	8,940
0000070 Interest on Indebtedness					
6007000 INTEREST ON SERIAL BONDS	3,662	3,340	1,758	2,960	2,960
0000070 Interest on Indebtedness Totals	3,662	3,340	1,758	2,960	2,960
0000080 Employee Benefits					
6008001 STATE RETIREMENT	113,580	123,548	52,177	101,839	101,839
6008002 SOCIAL SECURITY	49,989	53,719	22,409	51,333	51,333
6008004 WORKERS COMPENSATION	6,249	5,482	2,741	5,280	5,280
6008006 LIFE INSURANCE	215	225	105	210	210
6008007 HEALTH INSURANCE	142,542	156,293	58,289	142,982	142,982
6008009 RETIREE HEALTH INSURANCE	325,107	332,521	166,318	330,578	330,578
6008011 UNEMPLOYMENT INSURANCE	2,375	4,260	0	4,260	4,260
6008012 EMPLOYEE TUITION REIMBURSEMENT	3,481	8,000	705	5,000	5,000
6008013 HEALTH INS - RETIRE INCENTIVE	8,101	0	0	0	0
0000080 Employee Benefits Totals	651,639	684,048	302,744	641,482	641,482

REPORT:BP032

BROOME COUNTY GOVERNMENT
REVENUE AND APPROPRIATION SUMMARY BY DEPARTMENT

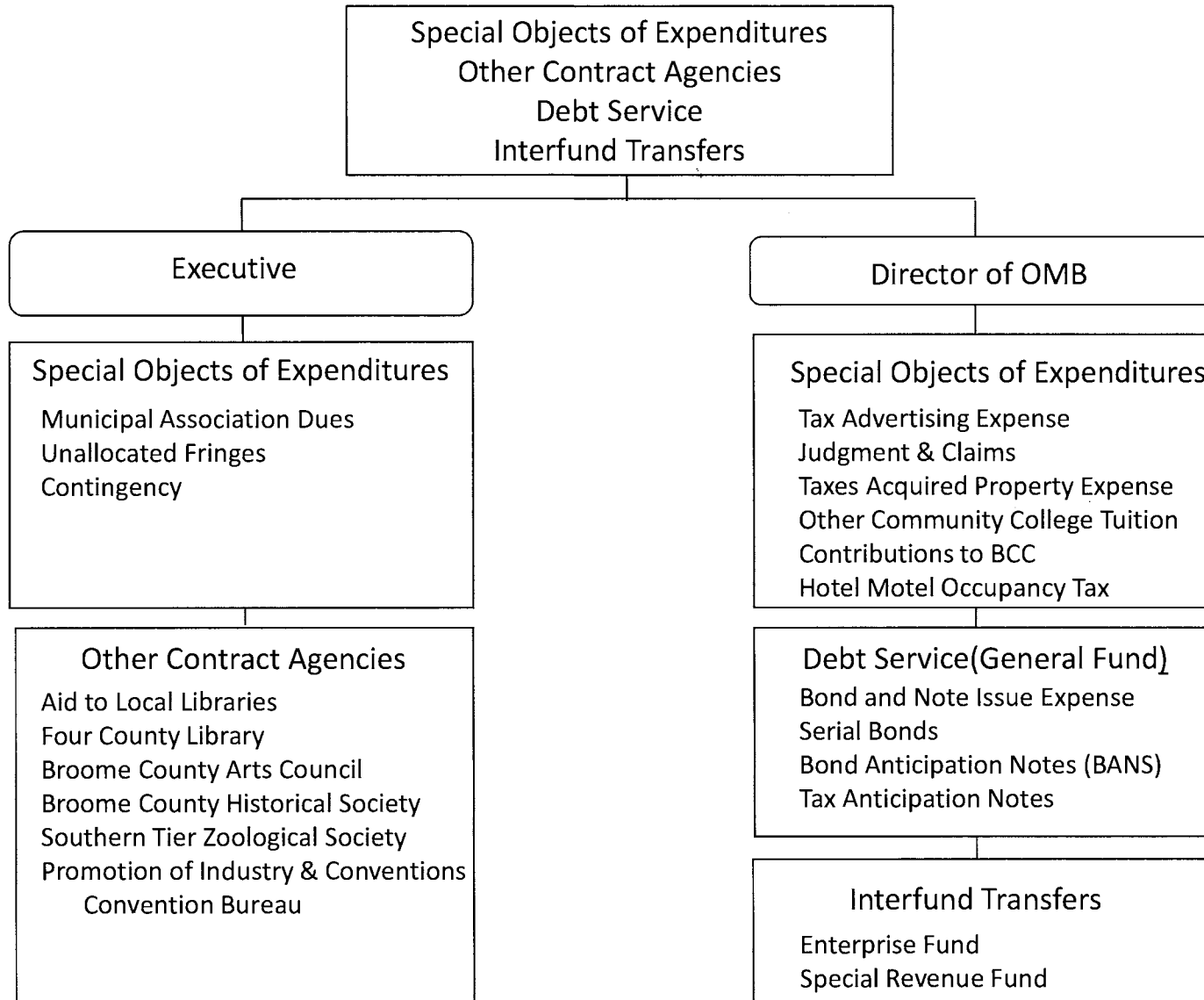
FUND: 3150 Library Operating
DEPT: 40000000 County Library

Account	2015 Actuals	2016 Budget	2016 YTD Actuals As of 08/29/16	2017 Budget Requested	2017 Budget Recommended
Exp Totals for Dept: 40000000	2,121,316	2,009,346	829,243	1,975,218	1,975,218
Total for Dept: 40000000	180,952	-12,256	721,044	0	0

Unallocated Items

<u>Department/Division</u>	<u>Page</u>
Special Objects of Expense/Contract Agencies	426
Debt Service	432
Interfund Transfers	435

Unallocated Items



Unallocated Items

Unallocated Items are miscellaneous expenditure and revenue items, which are not appropriately presented elsewhere in a specific department. This section of the budget contains three components designated as departments for accounting convenience, but without such recognition in the Charter. The three components are: Special Objects of Expense, Debt Service; and Inter-fund Transfers.

Special Objects of Expenditure

This unit contains the most varied of the expenditure and revenue items arranged by function or program.

Appropriations

General Government

The administration of property taxes requires several expenditure accounts. Tax Advertising and Expenses are the advertising and other legal expenses incurred in enforcing property tax collection.

Judgments and Claims are payments for judgments against the County.

Municipal Association Dues are for the County's membership in the New York State Association of Counties and any other County wide

memberships. Additional memberships specific to a particular department are shown in each department. Cost of membership is generally based upon population.

The Contingent Account is established according to Article VI, Section 604, B, (2) and operated according to Section 609 of the Administrative Code. It is the County Executive's estimate of unexpected expenditures, which may arise during the year.

Education

Other Community College Tuition is Broome County's mandated share of the costs of Broome's citizens attending another New York community college. This amount serves as the sponsor share required to match state aid and tuition to finance local community colleges.

Contributions to Broome Community College (SUNY Broome) is the County's share of operating costs for the budget year. Although presented as a contractual expenditure, this is essentially an inter-fund transfer of resources required to balance the Community College fund. Because the Community College's fiscal year is the same as its academic year, the County Legislature adopts BCC's budget during the summer and commits the County to appropriate the local sponsor's share in the upcoming budget year. The Community College's capital and debt service requirements are also presented in this section of the budget (see Debt Service and Inter-fund Transfers below).

Public Safety

Justices and Constables record the mandated quarterly payment of court costs incurred by town courts operating outside of normal County Court hours. This account is administered by the Law Department. The payments are made to the state as reimbursement.

Undistributed

Certain employee fringe benefit calculations are aggregated upon a Countywide or fund level in Unallocated Employee Benefits instead of a departmental basis. Unemployment and State Retirement are unallocated costs as are the costs for Health Insurance and Medicare for retired employees whose department may no longer exist (i.e., Courts or Chenango Bridge Nursing Home).

The amount in Salary and Fringe Benefit accounts represents the cost of implementing salary and fringe benefit adjustments not included in department budgets. These accounts are also used to balance requested and/or base budgets with recommended and adopted increases.

Revenue

There is a recovery of Charges for Tax Advertising from the sale of property acquired for tax purposes.

Other Contract Agencies

Section 224 of County Law permits counties to support the services of specified types of non-profit organizations; corporations, associations, and agencies provided the services are rendered within the supporting County.

Economic Assistance & Opportunity

The Convention Bureau is a unit of the Broome County Chamber of Commerce. It is responsible for attracting meetings, conferences, trade shows and visitors to our community. The staff attends selected trade shows, participates in information centers, conducts sales blitzes, and produces a variety of promotional material on Broome County. The County's support for this bureau is offset by the collection of a hotel/motel tax.

Culture & Recreation

The Aid to Local Libraries compensates municipally funded libraries in Broome County for the added expense of non-resident use. This expense funds non-resident taxpayer supported expense of operating local libraries.

The Four County Library System (FCLS) utilizes Broome County funds to defray the cost of bookmobile service to thirteen communities, nursing homes and correctional facilities, most of which do not have ready access to public library service. FCLS pays the other costs of this program from its own funds. The funds also provide delivery service to each of the public libraries in Broome, enabling them to share their resources more efficiently, thereby providing better service.

The Broome County Arts Council is a private non-profit service organization, which raises money from local contributors and awards 90% of those funds as grants to local non-profit arts and cultural institutions, organizations and individual artists in Broome County. Other service include public advocacy for the arts, grants seminars, board trainings, arts promotion for economic development, educations and community building; public clearinghouse for events, grant and artist opportunities and referrals.

The Southern Tier Zoological Society, Inc. (Ross Park Zoo) provides a wide variety of animals, horticulture exhibits, an outreach program via a Zoo-mobile, guided and non-guided tours, picnic facilities, a free carousel and leases space to the Discovery Center. Annually, it reaches school children via on-site programs, participates in endangered species programs, and a variety of special events. Opened in 1875, it is the only facility of it's kind within seventy miles and the nation's fifth oldest.

Home & Community Services

The Broome County Historical Society provides research of local history and genealogy center at the Broome County Public Library and the Roberson Museum. Using publications, exhibition and educational programs to collect, preserve and interpret the history of Broome County.

REPORT:BP032

BROOME COUNTY GOVERNMENT
REVENUE AND APPROPRIATION SUMMARY BY DEPARTMENT

FUND: 1010 General Operating
DEPT: 90000000 Special Objects

Account	2015 Actuals	2016 Budget	2016 YTD Actuals As of 08/29/16	2017 Budget Requested	2017 Budget Recommended
0000001 Tax Items					
5000011 HOTEL/MOTEL OCCUPANCY TAX	1,100,028	1,110,000	445,409	1,110,000	1,110,000
5000012 OCC TAX ECO DEV	733,352	740,000	296,939	740,000	740,000
0000001 Tax Items Total	1,833,380	1,850,000	742,348	1,850,000	1,850,000
0000002 Departmental Income					
5000103 CHGS FOR TAX ADV/REDEMPTION EX	14,301	13,600	-7	14,000	14,000
0000002 Departmental Income Total	14,301	13,600	-7	14,000	14,000
Rev Totals for Dept: 90000000	1,847,681	1,863,600	742,341	1,864,000	1,864,000
0000010 Personnel Service					
6001011 DISCRETIONARY SALARY SAVINGS	0	-2,896,754	0	-2,896,754	-2,896,754
0000010 Personnel Service Totals	0	-2,896,754	0	-2,896,754	-2,896,754
0000040 Contractual Expenditures					
6004046 GAS OIL GREASE AND DIESEL FUEL	0	-52,000	0	0	0
6004137 ADVERTISING AND PROMOTION EXPE	8,226	0	-140	10,000	10,000
6004162 EDUCATION AND TRAINING	0	0	995	0	0
6004182 OTHER COMM COLLEGES TUITION	762,889	850,000	347,621	850,000	850,000
6004183 CONTRIBUTION TO BROOME COMM CO	6,978,776	7,118,352	7,118,352	7,189,536	7,189,536
6004500 ACCTG AND COST ALLOCATION SERV	4,500	4,500	0	4,500	4,500
6004535 JUSTICES AND CONSTABLE FEES	7,670	10,000	1,960	10,000	10,000
6004581 CONTINGENT FUND	0	150,000	0	150,000	150,000
6004585 TAX ADVERTISING AND EXPENSE	140	10,000	150	0	0
6004586 MUNICIPAL ASSN DUES	24,841	26,000	25,460	27,000	27,000
6004595 TRANSFER TO RESERVE	0	48,417	0	-8,741	10,030
6005000 BROOME COUNTY ARTS COUNCIL	78,794	78,794	39,397	78,794	78,794
6005015 BROOME COUNTY HISTORICAL SOCIE	17,510	17,510	0	17,510	17,510
6005022 CONVENTION BUREAU	208,034	208,034	156,026	258,034	253,148
6005023 FOUR COUNTY LIBRARY SYSTEM	17,510	17,510	17,510	19,000	10,000
6005024 AID TO LOCAL LIBRARIES	93,307	93,307	13,718	48,857	48,857
6005025 SO TIER ZOOLOGICAL SOC	258,542	258,542	129,271	258,542	258,542

REPORT:BP032

BROOME COUNTY GOVERNMENT
 REVENUE AND APPROPRIATION SUMMARY BY DEPARTMENT

FUND: 1010 General Operating
 DEPT: 90000000 Special Objects

Account	2015 Actuals	2016 Budget	2016 YTD Actuals As of 08/29/16	2017 Budget Requested	2017 Budget Recommended
6005026 MARKETING/ECONOMIC DEVELOPMENT	268,361	520,000	156,464	520,000	520,000
6005035 BROWNFIELD REMEDIATION MUNICIPAL	13,490	220,000	688	220,000	220,000
0000040 Contractual Expenditures Totals	8,742,590	9,578,966	8,007,472	9,653,032	9,657,917
0000041 Chargeback Expenses					
6004615 GASOLINE CHARGEBACK	0	-106,850	0	0	0
0000041 Chargeback Expenses Totals	0	-106,850	0	0	0
0000080 Employee Benefits					
6008001 STATE RETIREMENT	8,667	-1,002,590	0	-776,178	-776,178
6008007 HEALTH INSURANCE	0	35,000	0	0	0
6008009 RETIREE HEALTH INSURANCE	108,012	96,292	41,730	82,702	82,702
6008011 UNEMPLOYMENT INSURANCE	0	50,000	0	50,000	50,000
6008013 HEALTH INS - RETIRE INCENTIVE	3,734	0	0	0	0
0000080 Employee Benefits Totals	120,413	-821,298	41,730	-643,476	-643,476
0000090 Transfers					
6009001 TRANSFER TO CAPITAL FUND	250,000	0	0	0	0
0000090 Transfers Totals	250,000	0	0	0	0
Exp Totals for Dept: 90000000	9,113,003	5,754,064	8,049,202	6,112,802	6,117,687
Total for Dept: 90000000	-7,265,322	-3,890,464	-7,306,861	-4,248,802	-4,253,687

Debt Service
(General Fund Only)

Introduction

This unit presents the repayment of principal and interest costs incurred by the General Fund. It also includes debt service for the community college. Debt service related to projects undertaken for the New York State Courts System is a County responsibility and included here.

Bond and Note Issue Expenses for issuing debt for the entire County are presented here. These costs are for legal advice (commonly referred to as bond counsel), financial advice and the advertising and printing costs of the debt instruments.

A detailed description of Principal and Interest as well as the various debt instruments (Serial Bond, Bond Anticipation Notes, etc.) is supplied in the Supplementary section of the budget. It should be noted that these costs are backed by the full faith and credit of the County. Other Financial Fees are MBBA costs associated with a 2010 borrowing and ARRA Debt Reimbursement is federal aid that is associated with the same issuance.

BROOME COUNTY GOVERNMENT
 REVENUE AND APPROPRIATION SUMMARY BY DEPARTMENT

FUND: 1010 General Operating
 DEPT: 91000000 Debt Service (General Fund)

Account	2015 Actuals	2016 Budget	2016 YTD Actuals As of 08/29/16	2017 Budget Requested	2017 Budget Recommended
0000007 Misc Interfund Revenues					
5000563 TRANSFER FROM CAPITAL FUND	645	0	0	0	0
5000569 TRANSFER - DEBT SERVICE FUND	820,473	760,000	707,785	584,800	584,800
0000007 Misc Interfund Revenues Total	821,118	760,000	707,785	584,800	584,800
0000008 State Aid					
5000808 OTHER STATE AID	1,442	0	0	0	0
0000008 State Aid Total	1,442	0	0	0	0
0000009 Federal Aid					
5000952 ARRA DEBT REIMBURSEMENT	135,286	134,286	68,008	136,015	136,015
0000009 Federal Aid Total	135,286	134,286	68,008	136,015	136,015
Rev Totals for Dept: 91000000	957,846	894,286	775,793	720,815	720,815
0000040 Contractual Expenditures					
6004137 ADVERTISING AND PROMOTION EXPE	0	0	1,217	0	0
6004502 BOND AND NOTE ISSUE EXPENSE	66,250	120,000	91,807	120,000	120,000
6004504 OTHER FINANCIAL SERVICES	14,108	13,039	6,792	11,919	11,919
0000040 Contractual Expenditures Totals	80,358	133,039	99,816	131,919	131,919
0000060 Principal on Indebtedness					
6006000 PRINCIPAL ON SERIAL BONDS	1,998,220	2,585,776	2,585,776	3,042,029	3,042,029
6006001 PRINCIPAL ON BANS	2,555,130	3,923,854	3,923,854	2,856,704	2,856,704
0000060 Principal on Indebtedness Totals	4,553,350	6,509,630	6,509,630	5,898,733	5,898,733
0000070 Interest on Indebtedness					
6007000 INTEREST ON SERIAL BONDS	706,998	782,148	413,567	1,073,141	1,073,141
6007001 INTEREST ON BANS	289,533	675,170	675,161	464,468	464,468

REPORT:BP032

BROOME COUNTY GOVERNMENT
REVENUE AND APPROPRIATION SUMMARY BY DEPARTMENT

FUND: 1010 General Operating

DEPT: 91000000 Debt Service (General Fund)

Account	2015 Actuals	2016 Budget	2016 YTD Actuals As of 08/29/16	2017 Budget Requested	2017 Budget Recommended
6007008 INTEREST ON TANS	31,250	62,500	18,233	50,000	50,000
0000070 Interest on Indebtedness Totals	1,027,781	1,519,818	1,106,961	1,587,609	1,587,609
Exp Totals for Dept: 91000000	5,661,489	8,162,487	7,716,407	7,618,261	7,618,261
Total for Dept: 91000000	-4,703,643	-7,268,201	-6,940,614	-6,897,446	-6,897,446

Interfund Transfers (General Fund Only)

Introduction

This unit presents the resources to be moved from the General Fund to support operations in other funds or to fund the General Fund's capital projects. The interfund transfer is the mechanism that allocates general revenues to the various capital, special and proprietary subfunds. Certain end of the accounting period adjustments may also occur in these accounts.

All government operating funds must balance – revenues must equal expenditures. If a transfer or contribution from the General Fund is required to balance an operating subfund, it is listed as required tax support in Schedule 1 - Summary by Funds.

The reader should note that these transfers are not used when calculating the total size of the County's operating budget. The transfer is both an appropriation to the General Fund and a revenue required by another subfund needed to support its total spending needs. Because it has a doubling effect on both appropriations and revenue, common practice removes such internal transfers.

Unlike the operating subfunds, the transfer required by SUNY Broome is presented as a contractual appropriation (an obligation incurred when the community college's budget is adopted during the previous summer). It is presented under Special Objects of Expense as a contractual expense item. This "transfer" is counted as part of the County's operating budget because the college's total operating costs

are not included in the operating budget due to the different fiscal periods.

REPORT:BP032

BROOME COUNTY GOVERNMENT
REVENUE AND APPROPRIATION SUMMARY BY DEPARTMENT

FUND: 1010 General Operating

DEPT: 92000000 Interfund Transfers

Account	2015 Actuals	2016 Budget	2016 YTD Actuals As of 08/29/16	2017 Budget Requested	2017 Budget Recommended
0000007 Misc Interfund Revenues					
5000580 UNUSED CAPITAL FUND	961	0	0	0	0
5000581 UNUSED GRANT	0	0	2,322	0	0
0000007 Misc Interfund Revenues Total	<u>961</u>	<u>0</u>	<u>2,322</u>	<u>0</u>	<u>0</u>
Rev Totals for Dept: 92000000	<u>961</u>	<u>0</u>	<u>2,322</u>	<u>0</u>	<u>0</u>
0000090 Transfers					
6009002 TRANSFER TO GRANT FUND	-1,808,458	0	0	0	0
6009003 TRANSFER TO ENTERPRISE FUND	2,838,316	1,786,593	1,786,593	2,206,059	2,206,059
6009004 CONTB TO COMM COLLEGE	1,531,194	0	0	0	0
6009006 TRANSFER TO SPECIAL REV FUND	10,274,175	11,156,953	11,156,953	10,623,256	10,623,256
0000090 Transfers Totals	<u>12,835,227</u>	<u>12,943,546</u>	<u>12,943,546</u>	<u>12,829,315</u>	<u>12,829,315</u>
Exp Totals for Dept: 92000000	<u>12,835,227</u>	<u>12,943,546</u>	<u>12,943,546</u>	<u>12,829,315</u>	<u>12,829,315</u>
Total for Dept: 92000000	<u>-12,834,266</u>	<u>-12,943,546</u>	<u>-12,941,224</u>	<u>-12,829,315</u>	<u>-12,829,315</u>

Capital Budget

<u>Department/Division</u>	<u>Page</u>
2017 Capital Program	439
Summary of Debt	448
History of Debt Service	450
Serial Bonds	451
BANS	478
Statement of Authorized and Un-borrowed Debt	482
Authorized Capital Projects	485
Debt Statement Summary	491
Community College Debt Liability & Payment History	492

Capital Budget

2017 Recommended Capital Program

Project Title and Description	Estimated Project Cost	Funding Sources				Bond Authority	Annual Added To Taxes	YPU	LFL Sect 11	Percent Increase Taxes
		Federal	State	County	Fees/Other					
<i>AVIATION</i>										
AVIATION SRE EQUIPMENT REPLACEMENT Replacement of a 1992 Aircraft Rescue and Firefighting Vehicle with a similar unit. All necessary support and communication equipment are included in this project. BO # 2326	\$650,000	\$585,000	\$32,500	\$0	\$32,500	\$650,000	\$0	20	27	0.0000 %
MASTER PLAN UPDATE To update the airport master plan BO # 2500	\$800,000	\$720,000	\$40,000	\$0	\$40,000	\$800,000	\$0	5	62a	0.0000 %
AVIATION 2017 Total	\$1,450,000	\$1,305,000	\$72,500	\$0	\$72,500	\$1,450,000	\$0			0.0000 %
<i>BCC</i>										
GEOTHERMAL HEATING AND COOLING Install geothermal to heat and cool campus buildings, a central component in meeting our recently set campus goal of "netzero" energy consumption. Energy to Lead Project Grant. BO # 2482	\$780,875	\$0	\$780,875	\$0	\$0	\$780,875	\$0	10	13	0.0000 %
BCC 2017 Total	\$780,875	\$0	\$780,875	\$0	\$0	\$780,875	\$0			0.0000 %
<i>COUNTY CLERK - RECORDS MANAGEMENT</i>										
DIGITIZE PERMANENT RECORDS To digitize permanent County records BO # 2471	\$25,000	\$0	\$0	\$25,000	\$0	\$25,000	\$5,420	5	72	0.0075 %
COUNTY CLERK - RECORDS MANAGEMENT 2017 Total	\$25,000	\$0	\$0	\$25,000	\$0	\$25,000	\$5,420			0.0075 %

“Property Tax” is calculated with the YPU and Bond amount. This does not include any portion of a project that is supported by fees.

2017 Recommended Capital Program

Project Title and Description	Estimated Project Cost	Funding Sources				Bond Authority	Annual Added To Taxes	YPU	LFL Sect 11	Percent Increase Taxes
		Federal	State	County	Fees/Other					
<i>DPW - ENGINEERING</i>										
COUNTY REGULATORY/ENVIRONMENTAL COMPLIANCE/MAINTENANCE To address various environmental compliance issues at County properties (including facilities, parks and watersheds) related to State and Federal rules and requirements (MS4/Watersheds/SPCC-PBS) BO # 2154	\$150,000	\$0	\$0	\$150,000	\$0	\$150,000	\$32,520	5	35	0.0451 %
WATERSHED SITE 9A COMPLIANCE UPGRADE DESIGN/PERMIT Design & permitting phase for upgrades to watershed site 9A to bring County flood control structure up to NYSDEC Dam criteria standards and address other deficiencies. BO # 1749	\$400,000	\$0	\$0	\$400,000	\$0	\$400,000	\$86,719	5	62 a	0.1202 %
DPW - ENGINEERING 2017 Total	\$550,000	\$0	\$0	\$550,000	\$0	\$550,000	\$119,239			0.1653 %
<i>DPW - ENGINEERING B&G</i>										
COUNTY BUILDING RENOVATIONS Unanticipated repairs/modifications to County buildings caused by unforeseen code compliance issues, office renovations, structural features and material failures. BO # 2404	\$150,000	\$0	\$0	\$150,000	\$0	\$150,000	\$32,520	5	35	0.0451 %
PUBLIC SAFETY FACILITY REPAIRS/RENOVATION Repairs, renovations and maintenance at Public Safety Facility including the perimeter drainage upgrade/replacement. BO # 1754	\$150,000	\$0	\$0	\$150,000	\$0	\$150,000	\$32,520	5	35	0.0451 %
SYSTEMATIC ROOF REPAIRS AT COUNTY FACILITIES This project addresses the systematic repairs to reduce damage caused by leaks. Most roofs at County facilities are reaching the end of their useful life. BO # 2306	\$400,000	\$0	\$0	\$400,000	\$0	\$400,000	\$32,904	15	12(a)(2)	0.0456 %
DPW - ENGINEERING B&G 2017 Total	\$700,000	\$0	\$0	\$700,000	\$0	\$700,000	\$97,943			0.1357 %

"Property Tax" is calculated with the YPU and Bond amount. This does not include any portion of a project that is supported by fees.

2017 Recommended Capital Program

Project Title and Description	Estimated Project Cost	Funding Sources				Bond Authority	Annual Added To Taxes	YPU	LFL Sect 11	Percent Increase Taxes
		Federal	State	County	Fees/Other					
<i>DPW - FLEET MANAGEMENT</i>										
DPW FLEET REPLACEMENT Replace vehicles including but not limited to cars, light trucks and vans based on age, mileage and condition of the county fleet. BO # 1758	\$250,000	\$0	\$0	\$250,000	\$0	\$250,000	\$87,958	3	77	0.1219 %
DPW - FLEET MANAGEMENT 2017 Total	\$250,000	\$0	\$0	\$250,000	\$0	\$250,000	\$87,958			0.1219 %
<i>DPW - HIGHWAYS</i>										
HIGHWAY RECONSTRUCTION/REHABILITATION Reconstruction and rehabilitation of County highways as needed based on pavement condition, sufficiency and priority. BO # 1760	\$2,777,000	\$0	\$777,000	\$2,000,000	\$0	\$2,777,000	\$164,518	15	20(c)	0.2280 %
DPW - HIGHWAYS 2017 Total	\$2,777,000	\$0	\$777,000	\$2,000,000	\$0	\$2,777,000	\$164,518			0.2280 %

“Property Tax” is calculated with the YPU and Bond amount. This does not include any portion of a project that is supported by fees.

2017 Recommended Capital Program

Project Title and Description	Estimated Project Cost	Funding Sources				Bond Authority	Annual Added To Taxes	YPU	LFL Sect 11	Percent Increase Taxes
		Federal	State	County	Fees/Other					
<i>DPW - HIGHWAYS/ENGINEERING/BRIDGES</i>										
COUNTY BRIDGE AND CULVERT FLAG REPAIRS Repair and/or replacement of County bridges and culverts to address structural and/or safety flags resulting from NYSDOT biennial inspection of bridges and County DPW inspection of culverts with 5 foot and more span. BO # 1762	\$450,000	\$0	\$0	\$450,000	\$0	\$450,000	\$29,552	20	10	0.0410 %
OLD ROUTE 17 BRIDGE (BIN3349850) DESIGN Design phase for painting and minor bridge repair to Old Route 17 Truss Bridge over Susquehanna (80/20 federal-local cost sharing). BO # 2411	\$283,000	\$226,400	\$0	\$56,600	\$0	\$283,000	\$12,271	5	62a	0.0170 %
UPPER LISLE RD. BRIDGE DESIGN (BIN 3349680) Design for painting and minor rehab to Upper Lisle Road Bridge. 80/20 Federal local cost sharing. BO # 2364	\$79,000	\$63,200	\$0	\$15,800	\$0	\$79,000	\$3,425	5	62a	0.0047 %
DPW - HIGHWAYS/ENGINEERING/BRIDGES 2017 Total	\$812,000	\$289,600	\$0	\$522,400	\$0	\$812,000	\$45,248			0.0627 %
<i>DPW - HIGHWAYS/ROAD MACHINERY</i>										
2017 HIGHWAY EQUIPMENT REPLACEMENT Replace road maintenance and snow removal equipment as necessary BO # 1776	\$960,000	\$0	\$0	\$960,000	\$0	\$960,000	\$78,969	15	28	0.1094 %
DPW - HIGHWAYS/ROAD MACHINERY 2017 Total	\$960,000	\$0	\$0	\$960,000	\$0	\$960,000	\$78,969			0.1094 %

“Property Tax” is calculated with the YPU and Bond amount. This does not include any portion of a project that is supported by fees.

2017 Recommended Capital Program

<i>Project Title and Description</i>	<i>Estimated Project Cost</i>	<i>Funding Sources</i>				<i>Bond Authority</i>	<i>Annual Added To Taxes</i>	<i>YPU</i>	<i>LFL Sect 11</i>	<i>Percent Increase Taxes</i>
		<i>Federal</i>	<i>State</i>	<i>County</i>	<i>Fees/Other</i>					
<i>ELECTIONS</i>										
VOTING MACHINE REPLACEMENTS Replace 130 Handicapped Accessible Voting Machines with an upgraded model. Current machines are at their estimated life of 6 years. They are \$10,000 each. BO # 2281	\$220,000	\$0	\$0	\$220,000	\$0	\$220,000	\$25,463	10	31	0.0353 %
ELECTIONS 2017 Total	\$220,000	\$0	\$0	\$220,000	\$0	\$220,000	\$25,463			0.0353 %
<i>INFORMATION TECHNOLOGY</i>										
COMPUTER EQUIPMENT REPLACEMENT/UPDATE TECHNOLOGY Study, select and implement new enterprise level technologies that support efficiencies such as shared services while reducing the number of IT supported platforms and applications. Provide training for end users and IT staff to support and use available technologies to their fullest potential. Our goal is to make PSF able to function as a backup to the main data center at the BCOB. BO # 2472	\$1,000,000	\$0	\$0	\$1,000,000	\$0	\$1,000,000	\$216,798	5	32	0.3005 %
INFORMATION TECHNOLOGY 2017 Total	\$1,000,000	\$0	\$0	\$1,000,000	\$0	\$1,000,000	\$216,798			0.3005 %

“Property Tax” is calculated with the YPU and Bond amount. This does not include any portion of a project that is supported by fees.

2017 Recommended Capital Program

Project Title and Description	Estimated Project Cost	Funding Sources				Bond Authority	Annual Added To Taxes	YPU	LFL Sect 11	Percent Increase Taxes
		Federal	State	County	Fees/Other					
PARKS & RECREATION										
OTSININGO STAGE CONSTRUCTION Construction of a stage at Otsiningo Park to be used for various events held at the park annually. This will be funded by a New York State grant and fees BO # 2473	\$200,000	\$0	\$125,000	\$75,000	\$0	\$200,000	\$16,260	5	32	0.0225 %
PARKS FACILITY REPAIRS & RENOVATION Funds for unanticipated repair/renovations/maintenance at all County parks. This project would include but not limited to upgrades to; bathrooms facilities, HVAC and plumbing, roof, water systems, sewer systems and athletic fields. BO # 1783	\$75,000	\$0	\$0	\$75,000	\$0	\$75,000	\$6,169	15	19(c)	0.0086 %
PARKS & RECREATION 2017 Total	\$275,000	\$0	\$125,000	\$150,000	\$0	\$275,000	\$22,429			0.0311 %
PUBLIC TRANSPORTATION (Transit)										
PURCHASE THREE CLEAN DIESEL TRANSIT BUSES To purchase three clean diesel transit buses. BO # 2056	\$1,320,000	\$323,760	\$417,260	\$578,980	\$0	\$1,320,000	\$67,011	10	29-a	0.0929 %
PUBLIC TRANSPORTATION (Transit) 2017 Total	\$1,320,000	\$323,760	\$417,260	\$578,980	\$0	\$1,320,000	\$67,011			0.0929 %

“Property Tax” is calculated with the YPU and Bond amount. This does not include any portion of a project that is supported by fees.

2017 Recommended Capital Program

Project Title and Description	Estimated Project Cost	Funding Sources				Bond Authority	Annual Added To Taxes	YPU	LFL Sect 11	Percent Increase Taxes
		Federal	State	County	Fees/Other					
<i>SHERIFF-ROAD PATROL</i>										
BODY ARMOR VESTS Purchase approximately 57 body armor vests to be used by our officers. This is a contractual item of the Law Officers' Association to be replaced every five (5) years from its issue date. The last purchase was received in the Spring of 2012, new vests will be required to be purchased in 2017. Project modified for 2017 to include approximately 24 body armor vests for Corrections officers @ \$1,000 each. BO # 1890	\$78,000	\$0	\$0	\$78,000	\$0	\$78,000	\$16,910	5	86	0.0234 %
REPLACE CIVIL DIVISION SYSTEM To replace the Sheriff Civil Division system BO # 2474	\$105,000	\$0	\$0	\$105,000	\$0	\$105,000	\$22,764	5	32	0.0315 %
VEHICLE REPLACEMENT Replacement of Sheriff's road patrol and other police vehicles. BO # 1789	\$225,000	\$0	\$0	\$225,000	\$0	\$225,000	\$79,162	3	77	0.1097 %
SHERIFF-ROAD PATROL 2017 Total	\$408,000	\$0	\$0	\$408,000	\$0	\$408,000	\$118,836			0.1647 %

“Property Tax” is calculated with the YPU and Bond amount. This does not include any portion of a project that is supported by fees.

2017 Recommended Capital Program

Project Title and Description	Estimated Project Cost	Funding Sources				Bond Authority	Annual Added To Taxes	YPU	LFL Sect 11	Percent Increase Taxes
		Federal	State	County	Fees/Other					
SOLID WASTE MANAGEMENT										
COLESVILLE LANDFILL REMEDIATION Continue operational and maintenance of the groundwater treatment system, monitoring and testing of groundwater contaminant levels at the hazardous waste landfill, in accordance with the 1991 US Environmental Protection Agency's Record of Decision and the NYSDEC Consent Agreement as amended BO # 1790	\$75,000	\$0	\$0	\$0	\$75,000	\$75,000	\$0	25	6	0.0000 %
EXCAVATION OF SECT IV CELL IV Excavation project in preparation for the expansion into the next cell. BO # 2065	\$500,000	\$0	\$0	\$0	\$500,000	\$500,000	\$0	25	6	0.0000 %
LANDFILL EQUIPMENT Landfill equipment replacement. BO # 1895	\$500,000	\$0	\$0	\$0	\$500,000	\$500,000	\$0	10	28	0.0000 %
LEACHATE PLANT MODIFICATION Necessary leachate plant modifications required to continue operation of the leachate facility BO # 2316	\$450,000	\$0	\$0	\$0	\$450,000	\$450,000	\$0	25	6	0.0000 %
SECTION V PLAN & PERMIT MODIFICATION Permit modification to maintain compliance with NYSDEC BO # 2435	\$300,000	\$0	\$0	\$0	\$300,000	\$300,000	\$0	5	62a	0.0000 %
SOLID WASTE MANAGEMENT 2017 Total	\$1,825,000	\$0	\$0	\$0	\$1,825,000	\$1,825,000	\$0			0.0000 %

“Property Tax” is calculated with the YPU and Bond amount. This does not include any portion of a project that is supported by fees.

2017 Recommended Capital Program

Project Title and Description	Estimated Project Cost	Funding Sources				Bond Authority	Annual Added To Taxes	YPU	LFL Sect 11	Percent Increase Taxes
		Federal	State	County	Fees/Other					
<i>WPNH</i>										
ASPHALT CONCRETE RESURFACING PROJECT The roadways and parking lots at WPNH are reaching the end of their life cycle. To protect the substructure and extend the life of the pavement, a 1.5" overlay is proposed. Re-painting the pavement markings would also be required. (Second of two year project) BO # 2442	\$90,000	\$0	\$0	\$90,000	\$0	\$90,000	\$10,417	10	20(f)	0.0144 %
HVAC UPGRADES & IMPROVEMENTS Project will include, but not limited to, replacing boilers, air handlers, condensing units, Glycol heat piping, dampers, controls, air balancing and related work. First year of six year plan (2017 500k; 2018 500k; 2019 700k; 2020 600k; 2021 800k; 2022 175k) BO # 2323	\$500,000	\$0	\$0	\$500,000	\$0	\$500,000	\$57,870	10	13	0.0802 %
ROOFING REPLACEMENT ALL EPDM roofs are approaching the end of their useful life. This project would replace all roofing materials with new. Second year of four year plan (2016 \$75k; 2017 \$525k; 2018 \$700k; 2019 \$700k; 2020 \$500k) BO # 2440	\$400,000	\$0	\$0	\$400,000	\$0	\$400,000	\$32,904	15	12(a)(2)	0.0456 %
WPNH 2017 Total	\$990,000	\$0	\$0	\$990,000	\$0	\$990,000	\$101,190			0.1402 %
2017 CAPITAL PROGRAM GRAND TOTAL	\$14,342,875	\$1,918,360	\$2,172,635	\$8,354,380	\$1,897,500	\$14,342,875	\$1,151,024			1.5952 %

“Property Tax” is calculated with the YPU and Bond amount. This does not include any portion of a project that is supported by fees.

Summary of Debt

Summary of Debt
as of December 31, 2016

	Bond Anticipation Notes	Serial Bonds	Total Debt	Percent of Total
General Fund				
Community College	\$ 9,248,131	\$ 3,662,071	\$ 12,910,202	10.25%
All Other General Fund	13,975,223	22,611,400	36,586,623	29.04%
Total General Fund	<u>\$ 23,223,354</u>	<u>\$ 26,273,471</u>	<u>\$ 49,496,825</u>	<u>39.30%</u>
Aviation	3,787,672	2,633,322	6,420,994	5.10%
Central Foods	-	344,078	344,078	0.26%
County Road	14,295,737	16,582,616	30,878,353	24.51%
En-Joie Golf Course	-	79,366	79,366	0.06%
Fleet Management	592,317	265,327	857,644	0.68%
Library	-	58,558	58,558	0.05%
Road Machinery	2,859,952	2,939,678	5,799,630	4.60%
Solid Waste	11,348,803	12,657,734	24,006,537	19.06%
Transit	471,247	2,211,617	2,682,864	2.13%
Veterans' Arena	1,272,793	1,228,859	2,501,652	1.99%
Willow Point Nursing Facility	1,768,125	1,075,374	2,843,499	2.26%
Total Fund	<u>\$ 36,396,646</u>	<u>\$ 40,076,529</u>	<u>\$ 76,473,175</u>	<u>60.70%</u>
Total	<u><u>\$ 59,620,000</u></u>	<u><u>\$ 66,350,000</u></u>	<u><u>\$ 125,970,000</u></u>	<u><u>100.00%</u></u>

History of Debt Service

	2013 Actual Payments	2014 Actual Payments	2015 Actual Payments	2016 Budget Adopted	2017 Budget Recommended
General Fund					
Community College	\$ 967,593	\$ 1,052,771	\$ 1,531,194	\$ 1,565,194	\$ 1,544,474
All Other General Fund	4,456,735	3,838,877	5,612,382	6,401,756	5,976,868
Total General Fund	<u>\$ 5,424,328</u>	<u>\$ 4,891,648</u>	<u>\$ 7,143,576</u>	<u>\$ 7,966,950</u>	<u>\$ 7,521,342</u>
Arena	197,122	223,529	290,676	305,272	274,993
Aviation	498,084	596,093	723,148	653,834	765,242
Central Food and Nutrition Services	82,663	96,291	96,059	95,567	64,129
County Road	5,110,475	3,688,746	3,345,936	3,970,707	3,879,217
En-Joie Golf Course	11,510	11,510	11,510	11,476	11,474
Fleet Management	169,691	224,476	311,304	397,873	443,082
Library	12,519	11,876	11,930	11,886	11,900
Road Machinery	615,178	680,835	766,781	880,017	903,760
Solid Waste	3,504,149	3,427,498	3,797,692	4,785,585	3,413,198
Transit	303,711	298,084	454,466	389,035	404,702
Willow Point Nursing Facility	362,065	529,721	466,781	517,211	536,097
Total	<u><u>\$ 16,291,495</u></u>	<u><u>\$ 14,680,307</u></u>	<u><u>\$ 17,419,859</u></u>	<u><u>\$ 19,985,413</u></u>	<u><u>\$ 18,229,136</u></u>

* In the Proprietary funds principal charges, included here for comparison, reduce liabilities and are not an expense.

Serial Bonds

Summary of Serial Bond Issues	2017 Principal	Principal	Interest Payments		2017 Principal
	Beginning Balance		Payment	First	Second
General Fund					
Community College	\$ 3,662,071	\$ 570,354	\$ 85,316	\$ 66,448	\$ 3,091,717
All Other General Fund	22,611,400	2,471,675	543,195	378,184	20,139,725
Total General Fund	<u>26,273,471</u>	<u>3,042,029</u>	<u>628,511</u>	<u>444,632</u>	<u>23,231,442</u>
Aviation	2,633,322	284,263	71,012	62,088	2,349,059
Central Food and Nutrition Services	344,078	46,521	9,344	8,264	297,557
County Road	16,582,616	1,790,359	415,423	332,539	14,792,257
En-Joie Golf Course	79,366	7,288	2,184	2,002	72,078
Fleet Management	265,327	107,938	6,609	4,371	157,389
Library	58,558	8,940	1,582	1,378	49,618
Road Machinery	2,939,678	416,936	72,450	53,169	2,522,742
Solid Waste Management	12,657,734	2,142,595	291,169	196,517	10,515,139
Transit	2,211,617	188,620	58,776	49,133	2,022,997
Veterans' Arena	1,228,859	92,209	32,351	26,236	1,136,650
Willow Point Nursing Facility	1,075,374	137,302	27,736	24,860	938,072
Total	<u>\$ 66,350,000</u>	<u>\$ 8,265,000</u>	<u>\$ 1,617,147</u>	<u>\$ 1,205,189</u>	<u>\$ 58,085,000</u>
Total 2016 Serial Bond Principal Payment	\$ 8,265,000				
Total 2016 Serial Bond Interest Payment	2,822,336				
2016 Serial Bonds Grand Total	<u>\$ 11,087,336</u>				

Serial Bonds
2010 Tax Exempt Issue (Matures 2021)

	<u>2017 Beginning Balance</u>	<u>Principal Payment</u>	<u>Interest Payments</u>		<u>2017 Ending Balance</u>
			<u>First</u>	<u>Second</u>	
General Fund					
Community College					
Technology Initiative	\$ 11,631	\$ 2,668	\$ 291	\$ 224	\$ 8,963
Update Master Plan	1,918	440	48	37	1,478
Wales Building Renovation	36,772	8,436	919	708	28,336
Original Boiler Replacement Phase II	134,298	30,811	3,357	2,587	103,487
Feasibility Study	7,803	1,790	195	150	6,013
Energy Management Improvements	32,305	7,411	808	622	24,894
Roof Replacement - Phase II	160,482	36,818	4,012	3,092	123,664
West Gym Bleachers	40,576	9,309	1,014	782	31,267
Roadway & Lot Upgrades	19,898	4,565	497	383	15,333
Roof Replacement III	75,169	17,245	1,879	1,448	57,924
Science Building	77,656	17,816	1,941	1,496	59,840
Alms Building Demo & Site Restoration	69,708	15,992	1,743	1,343	53,716
Direct Digital Control	52,020	11,934	1,301	1,002	40,086
Natural Gas Piping Replacement	65,025	14,918	1,626	1,253	50,107
Total Community College	<u>\$ 785,261</u>	<u>\$ 180,153</u>	<u>\$ 19,631</u>	<u>\$ 15,127</u>	<u>\$ 605,108</u>

2010 Tax Exempt Issue (Matures 2021) Continued

	2017		Interest Payments		2017
	Beginning Balance	Principal Payment	First	Second	Ending Balance
All Other General Fund					
COB - Parking Area Repairs - Design Phase	\$ 33,949	\$ 7,789	\$ 849	\$ 654	\$ 26,160
Grippen Ice Rink Rehabilitation	77,094	17,687	1,927	1,485	59,407
Watershed Annual Maintenance	11,705	2,685	293	225	9,020
County Buildings Renovations	31,213	7,161	780	601	24,052
County Office Building Carpet	576	132	14	11	444
Public Safety Facility	15,576	3,573	389	300	12,003
Systematic Roof Replacement At County	57,222	13,128	1,431	1,102	44,094
Electronic Voting Machines	15,722	3,607	393	303	12,115
Fire Radio System Replacement Phase I	78,030	17,902	1,951	1,503	60,128
Regional Public Safety Training Facility	11,270	2,586	282	217	8,684
Parks Equipment Replacement	14,046	3,222	351	271	10,824
Parks Surface Rehabilitation	5,185	1,190	130	100	3,995
Forum Repairs/Renovations	4,682	1,074	117	90	3,608
Equipment Replacement (FEMA 06/06 Flood)	172,534	39,583	4,313	3,324	132,951
Parks Equipment Replacement (FEMA 06/06 Flood)	544	125	14	10	419
Watershed Annual Maintenance	14,869	3,411	372	286	11,458
County Buildings Renovations	19,825	4,548	496	382	15,277
County Office Building - Parking Area	1,190,479	273,121	29,762	22,934	917,358
Petroleum Storage Reg. Compliance	12,485	2,864	312	241	9,621
Public Safety Facility Repairs/Renovations	10,998	2,523	275	212	8,475
Computer Equipment Replacement & Update Technology	41,617	9,548	1,040	802	32,069
Voice Mail System Replacement - Unified	9,763	2,240	244	188	7,523
Parks Equipment Replacement	3,641	835	91	70	2,806
Black Creek Security Update At Jail	31,018	7,116	775	598	23,902
Watershed Regulatory Compliance Part 1	20,808	4,774	520	401	16,034
County Buildings Renovations	23,409	5,370	585	451	18,039
Petroleum Bulk Storage	7,803	1,790	195	150	6,013
Public Safety Facility Repairs/Renovations	11,705	2,685	293	225	9,020
Systematic Roof Replacement At County	22,541	5,171	564	434	17,370
Network Switches & PC Replacement	125,629	28,822	3,141	2,420	96,807
Parks Equipment Replacement	11,705	2,685	293	225	9,020
Portable Radio Replacement	6,227	1,429	156	120	4,798
Replace Financial, HR/Payroll Systems (Software)	289,835	66,494	7,246	5,584	223,341
Replace Financial, HR/Payroll Systems (Hardware)	41,617	9,548	1,040	802	32,069
Parks Upgrade	12,138	2,785	303	234	9,353
ERP System Phase II	854,429	196,024	21,361	16,460	658,405
Replace Oil-Water Separator at Fleet	16,386	3,759	410	316	12,627
External Building Repairs - Front Street Dog Shelter	11,705	2,685	293	225	9,020

Serial Bonds
2010 Tax Exempt Issue (Matures 2021) Continued

	2017	Principal	Interest Payments		2017
	<u>Beginning Balance</u>	<u>Payment</u>	<u>First</u>	<u>Second</u>	<u>Ending Balance</u>
Parks Facilities Repairs & Renovations	8,323	1,909	208	160	6,414
Sheriff's Vehicle Replacement	34,680	7,956	867	668	26,724
Security at GHJB	15,814	3,628	395	305	12,186
Employee Timekeeper System/Scheduler	42,916	9,846	1,073	827	33,070
System Upgrades and Network Management	93,637	21,482	2,341	1,804	72,155
Tape Library and Computer Equipment	19,767	4,535	494	381	15,232
Hazardous Materials Response Vehicle	39,015	8,951	975	752	30,064
Vehicle Replacement	52,020	11,934	1,301	1,002	40,086
Forum Repairs/Renovations	23,409	5,370	585	451	18,039
Forum Seating	65,025	14,918	1,626	1,253	50,107
Parks Surface Rehabilitation	19,508	4,476	488	376	15,032
Parks Facilities Repairs and Renovations	13,005	2,984	325	251	10,021
Parks Vehicle Replacement	13,005	2,984	325	251	10,021
Total Other General Fund	<u>\$ 3,760,104</u>	<u>\$ 862,644</u>	<u>\$ 94,004</u>	<u>\$ 72,437</u>	<u>\$ 2,897,460</u>
Total General Fund	<u>\$ 4,545,365</u>	<u>\$ 1,042,797</u>	<u>\$ 113,635</u>	<u>\$ 87,564</u>	<u>\$ 3,502,568</u>
County Road					
Highway Reconstruction	\$ 29,311	\$ 6,725	\$ 733	\$ 565	\$ 22,586
Colesville Rd./South St. Bridge Replace./Rehab.-Design	8,246	1,892	206	159	6,354
Highway Reconstruction	381,481	87,519	9,537	7,349	293,962
Bevier St. Bridge Reconstruction	302,306	69,355	7,558	5,824	232,951
South Street Bridge	53,841	12,352	1,346	1,037	41,489
Bridge Reconstruction	58,372	13,392	1,459	1,125	44,980
Road Reconstruction (FEMA - 06/06 Flood)	15,941	3,657	399	307	12,284
Bridge Reconstruction (FEMA - 11/06 Flood)	106,381	24,406	2,660	2,049	81,975
Highway Reconstruction/Repair	344,530	79,042	8,613	6,637	265,488
Repair Highway Culverts & Bridges	99,127	22,742	2,478	1,910	76,385
Highway Fire Alarm Suppression System	5,500	1,262	138	106	4,238
Highway Reconstruction/Rehabilitation	393,231	90,215	9,831	7,575	303,016
Colesville Rd. Bridge Replacement	243,786	55,929	6,095	4,696	187,857
Unanticipated Bridge Repairs	58,523	13,426	1,463	1,127	45,097
2nd Street, Deposit, Drainage	157,795	36,201	3,945	3,040	121,594
Highway Reconstruction/Rehabilitation	529,433	121,464	13,236	10,199	407,969
Nanticoke Drive Bridge Reconstruction	138,503	31,775	3,463	2,668	106,728
Highway Building Renovations	10,404	2,387	260	200	8,017
Vestal-Endicott Bridge Painting	683,447	156,797	17,086	13,166	526,650
Unanticipated Bridge/Culvert Repairs	78,030	17,902	1,951	1,503	60,128
Highway Reconstruction/Rehabilitation	578,723	132,771	14,468	11,149	445,952
Total County Roads	<u>\$ 4,276,911</u>	<u>\$ 981,211</u>	<u>\$ 106,925</u>	<u>\$ 82,391</u>	<u>\$ 3,295,700</u>

Serial Bonds
2010 Tax Exempt Issue (Matures 2021) Continued

	2017 Beginning Balance	Principal Payment	Interest Payments		2017 Ending Balance
			First	Second	
Road Machinery					
Highway Equipment Replacement	\$ 53,574	\$ 12,291	\$ 1,339	\$ 1,032	\$ 41,283
Highway Equipment Replacement	72,828	16,708	1,821	1,403	56,120
Highway Equipment Replacement	206,259	47,320	5,156	3,973	158,939
Highway Vehicles Replacement	39,796	9,130	995	767	30,666
Highway Equipment Replacement	261,402	59,971	6,535	5,036	201,431
Total Road Machinery	<u>\$ 633,859</u>	<u>\$ 145,420</u>	<u>\$ 15,846</u>	<u>\$ 12,211</u>	<u>\$ 488,439</u>
Library					
Computer Replacement - Public - Phase I	\$ 2,549	\$ 585	\$ 64	\$ 49	\$ 1,964
Computer Replacement - Staff - Phase I	910	209	23	18	701
Computer Replacement - Staff - Phase II	1,242	285	31	24	957
Parking Lot Surface Treatment	1,716	394	43	33	1,322
Replacement of Decker Room Carpet	2,653	609	66	51	2,044
Security Cameras	581	133	15	11	448
Library Improvements & Renovations	12,214	2,802	305	235	9,412
Total Library	<u>\$ 21,865</u>	<u>\$ 5,017</u>	<u>\$ 547</u>	<u>\$ 421</u>	<u>\$ 16,848</u>
Veterans' Arena					
Arena Primary Electric Repairs	\$ 11,705	\$ 2,685	\$ 293	\$ 225	\$ 9,020
Arena Repairs/Renovations	5,201	1,194	130	100	4,007
Arena Repairs/Renovations	12,485	2,864	312	241	9,621
Arena Window Replacement - Wall At North End	110,116	25,263	2,753	2,121	84,853
Arena Repairs/Renovations	15,606	3,580	390	301	12,026
Arena Roof Systems Repair/Resurfacing	31,213	7,160	780	601	24,053
Arena Spotlights	4,682	1,074	117	90	3,608
Arena (Safety) Improvements	104,040	23,869	2,601	2,004	80,171
Arena Bathroom Renovations for ADA	19,508	4,476	488	376	15,032
Arena Repairs/Renovations	39,014	8,951	975	752	30,063
Total Veterans' Arena	<u>\$ 353,570</u>	<u>\$ 81,116</u>	<u>\$ 8,839</u>	<u>\$ 6,811</u>	<u>\$ 272,454</u>
En-Joie Golf Course					
Golf Course Reconstruction	\$ 31,765	\$ 7,288	\$ 794	\$ 612	\$ 24,477
Total En-Joie Golf Course	<u>\$ 31,765</u>	<u>\$ 7,288</u>	<u>\$ 794</u>	<u>\$ 612</u>	<u>\$ 24,477</u>

Serial Bonds
2010 Tax Exempt Issue (Matures 2021) Continued

	2017 Beginning Balance	Principal Payment	Interest Payments		2017 Ending Balance
			First	Second	
Transit					
Intermodal Transit Terminal	\$ 522,513	\$ 119,875	\$ 13,063	\$ 10,066	\$ 402,638
5 - 24 Passenger Buses	137,573	31,562	3,439	2,650	106,011
Transit Building Renovations	36,414	8,354	910	702	28,060
Total Transit	\$ 696,500	\$ 159,791	\$ 17,412	\$ 13,418	\$ 536,709
Willow Point					
WPNH Room Renovations	\$ 75,516	\$ 17,325	\$ 1,888	\$ 1,455	\$ 58,191
New 380 Bed Facility	135,252	31,030	3,381	2,606	104,222
New Electrical Beds	18,640	4,276	466	359	14,364
WPNH Resident Contained Smoking Area	15,606	3,580	390	301	12,026
HVAC Repairs	26,010	5,967	650	501	20,043
Kiosk Stations	12,485	2,864	312	241	9,621
Resident Furniture & Room Care Equipment	6,242	1,432	156	120	4,810
WPNH Renovations And Repairs	30,431	6,981	761	586	23,450
HVAC Replacement/Repairs	29,261	6,713	732	564	22,548
Therapy Module - Software & Hardware	5,604	1,286	140	108	4,318
WPNH Building Improvements	19,143	4,392	479	369	14,751
Total Willow Point	\$ 374,190	\$ 85,846	\$ 9,355	\$ 7,210	\$ 288,344
Solid Waste					
Landfill Construction	\$ 19,078	\$ 4,377	\$ 477	\$ 368	\$ 14,701
Leachate Treatment Plant Outfall	275,873	63,291	6,897	5,315	212,582
SEIS Options For Section IV Access	23,891	5,481	597	460	18,410
Colesville Landfill Remediation (Part 2)	55,350	12,698	1,384	1,066	42,652
Colesville Landfill Remediation (Part 2)	24,970	5,729	624	481	19,241
Design Section III Closure	66,325	15,216	1,658	1,278	51,109
Landfill Rain Cap Section IV	49,419	11,338	1,235	952	38,081
Scale House Road And Facility	484,568	111,170	12,114	9,335	373,398
Solid Waste Management Plan Update	39,015	8,951	975	752	30,064
Landfill Road Reconstruction	606,900	139,236	15,173	11,692	467,664
Colesville Landfill Remediation (Part 2)	52,671	12,084	1,317	1,015	40,587
Construction of Section II & III Closure	124,848	28,643	3,121	2,405	96,205
Colesville Landfill Remediation	65,025	14,918	1,626	1,253	50,107
Total Solid Waste	\$ 1,887,933	\$ 433,132	\$ 47,198	\$ 36,372	\$ 1,454,801

Serial Bonds
2010 Tax Exempt Issue (Matures 2021) Continued

	2017 Beginning Balance	Principal Payment	Interest Payments		2017 Ending Balance
			First	Second	
Aviation					
Airport Parking Lot Rehabilitation	\$ 223,046	\$ 51,171	\$ 5,576	\$ 4,297	\$ 171,875
Airport Corporate Hangar Improvements	115,884	26,586	2,897	2,232	89,298
Terminal Building Rehab.	23,409	5,370	585	451	18,039
Snow Removal Equipment	3,885	891	97	75	2,994
Terminal Building Improvements	93,637	21,482	2,341	1,804	72,155
T-Hangar Improvements	195,077	44,755	4,877	3,758	150,322
North Apron Rehabilitation Phase I	130,050	29,836	3,251	2,505	100,214
Main Apron Rehabilitation-Reconstruction	162,563	37,295	4,064	3,132	125,268
Total Aviation	<u>\$ 947,551</u>	<u>\$ 217,386</u>	<u>\$ 23,688</u>	<u>\$ 18,254</u>	<u>\$ 730,165</u>
Fleet Management					
Fleet Replacement	\$ 17,340	\$ 3,978	\$ 434	\$ 334	\$ 13,362
Fleet Replacement	52,020	11,934	1,301	1,002	40,086
Total Fleet Management	<u>\$ 69,360</u>	<u>\$ 15,912</u>	<u>\$ 1,735</u>	<u>\$ 1,336</u>	<u>\$ 53,448</u>
Central Foods					
Central Foods Building Renovations	\$ 110,713	\$ 25,400	\$ 2,768	\$ 2,133	\$ 85,313
Reconstruction of Central Foods	20,418	4,684	510	393	15,734
Total Central Foods	<u>\$ 131,131</u>	<u>\$ 30,084</u>	<u>\$ 3,278</u>	<u>\$ 2,526</u>	<u>\$ 101,047</u>
Total 2010 Tax Exempt Issue	<u><u>\$ 13,970,000</u></u>	<u><u>\$ 3,205,000</u></u>	<u><u>\$ 349,252</u></u>	<u><u>\$ 269,126</u></u>	<u><u>\$ 10,765,000</u></u>

Serial Bonds
2010 Federally Taxable Issue - Build America Bonds (BABs) (Matures 2025)

	<u>2017 Beginning Balance</u>	<u>Principal Payment</u>	<u>Interest Payments</u>		<u>2017 Ending Balance</u>
			<u>First</u>	<u>Second</u>	
General Fund					
Community College					
Technology Initiative	\$ 14,533	\$ -	\$ 424	\$ 424	\$ 14,533
Update Master Plan	2,396	-	70	70	2,396
Wales Building Renovation	45,945	-	1,341	1,341	45,945
Original Boiler Replacement Phase II	167,801	-	4,899	4,899	167,801
Feasibility Study	9,749	-	285	285	9,749
Energy Management Improvements	40,363	-	1,178	1,178	40,363
Roof Replacement - Phase II	200,516	-	5,854	5,854	200,516
West Gym Bleachers	50,697	-	1,480	1,480	50,697
Roadway & Lot Upgrades	24,861	-	726	726	24,861
Roof Replacement III	93,921	-	2,742	2,742	93,921
Science Building	97,028	-	2,833	2,833	97,028
Alms Building Demo & Site Restoration	87,097	-	2,543	2,543	87,097
Direct Digital Control	64,998	-	1,898	1,898	64,998
Natural Gas Piping Replacement	81,247	-	2,372	2,372	81,247
Total Community College	<u>\$ 981,152</u>	<u>\$ -</u>	<u>\$ 28,645</u>	<u>\$ 28,645</u>	<u>\$ 981,152</u>

Serial Bonds 2010 Federally Taxable Issue - Build America Bonds (BABs) (Matures 2025) Continued

	2017		Interest Payments		2017
	Beginning Balance	Principal Payment	First	Second	Ending Balance
All Other General Fund					
COB - Parking Area Repairs - Design Phase	\$ 42,417	\$ -	\$ 1,238	\$ 1,238	\$ 42,417
Grippen Ice Rink Rehabilitation	96,324	-	2,812	2,812	96,324
Watershed Annual Maintenance	14,624	-	427	427	14,624
County Buildings Renovations	38,998	-	1,139	1,139	38,998
County Office Building Carpet	720	-	21	21	720
Public Safety Facility	19,462	-	568	568	19,462
Systematic Roof Replacement At County	71,497	-	2,087	2,087	71,497
Electronic Voting Machines	19,644	-	573	573	19,644
Fire Radio System Replacement Phase I	97,496	-	2,846	2,846	97,496
Regional Public Safety Training Facility	14,082	-	411	411	14,082
Parks Equipment Replacement	17,549	-	512	512	17,549
Parks Surface Rehabilitation	6,478	-	189	189	6,478
Forum Repairs/Renovations	5,850	-	171	171	5,850
Equipment Replacement (FEMA 06/06 Flood)	215,574	-	6,294	6,294	215,574
Parks Equipment Replacement (FEMA 06/06 Flood)	680	-	20	20	680
Watershed Annual Maintenance	18,578	-	542	542	18,578
County Buildings Renovations	24,771	-	723	723	24,771
County Office Building - Parking Area	1,487,461	-	43,425	43,425	1,487,461
Petroleum Storage Reg. Compliance	15,599	-	455	455	15,599
Public Safety Facility Repairs/Renovations	13,742	-	401	401	13,742
Computer Equipment Replacement & Update Technology	51,997	-	1,518	1,518	51,997
Voice Mail System Replacement - Unified	12,198	-	356	356	12,198
Parks Equipment Replacement	4,550	-	133	133	4,550
Black Creek Security Update At Jail	38,755	-	1,131	1,131	38,755
Watershed Regulatory Compliance Part 1	25,999	-	759	759	25,999
County Buildings Renovations	29,249	-	854	854	29,249
Petroleum Bulk Storage	9,749	-	285	285	9,749
Public Safety Facility Repairs/Renovations	14,624	-	427	427	14,624
Systematic Roof Replacement At County	28,167	-	822	822	28,167
Network Switches & PC Replacement	156,968	-	4,583	4,583	156,968
Parks Equipment Replacement	14,624	-	427	427	14,624
Portable Radio Replacement	7,782	-	227	227	7,782
Replace Financial, HR/Payroll Systems (Software)	362,139	-	10,572	10,572	362,139
Replace Financial, HR/Payroll Systems (Hardware)	51,997	-	1,518	1,518	51,997
Parks Upgrade	15,166	-	443	443	15,166
ERP System Phase II	1,067,579	-	31,167	31,167	1,067,579
Replace Oil-Water Separator at Fleet	20,474	-	598	598	20,474
External Building Repairs - Front Street Dog Shelter	14,624	-	427	427	14,624

Serial Bonds 2010 Federally Taxable Issue - Build America Bonds (BABs) (Matures 2025) Continued

	2017 Beginning Balance	Principal Payment	Interest Payments		2017 Ending Balance
			First	Second	
Parks Facilities Repairs & Renovations	10,400	-	304	304	10,400
Sheriff's Vehicle Replacement	43,331	-	1,265	1,265	43,331
Security at GHJB	19,760	-	577	577	19,760
Employee Timekeeper System/Scheduler	53,622	-	1,565	1,565	53,622
System Upgrades and Network Management	116,995	-	3,416	3,416	116,995
Tape Library and Computer Equipment	24,699	-	721	721	24,699
Hazardous Materials Response Vehicle	48,748	-	1,423	1,423	48,748
Vehicle Replacement	64,998	-	1,898	1,898	64,998
Forum Repairs/Renovations	29,249	-	854	854	29,249
Forum Seating	81,246	-	2,372	2,372	81,246
Parks Surface Rehabilitation	24,374	-	712	712	24,374
Parks Facilities Repairs and Renovations	16,249	-	474	474	16,249
Parks Vehicle Replacement	16,249	-	474	474	16,249
Total Other General Fund	\$ 4,698,107	\$ -	\$ 137,156	\$ 137,156	\$ 4,698,107
Total General Fund	\$ 5,679,259	\$ -	\$ 165,801	\$ 165,801	\$ 5,679,259
County Road					
Highway Reconstruction	\$ 36,623	\$ -	\$ 1,069	\$ 1,069	\$ 36,623
Colesville Rd./South St. Bridge Replace./Rehab.-Design	10,304	-	301	301	10,304
Highway Reconstruction	476,647	-	13,915	13,915	476,647
Bevier St. Bridge Reconstruction	377,720	-	11,027	11,027	377,720
South Street Bridge	67,272	-	1,964	1,964	67,272
Bridge Reconstruction	72,935	-	2,129	2,129	72,935
Road Reconstruction (FEMA - 06/06 Flood)	19,918	-	581	581	19,918
Bridge Reconstruction (FEMA - 11/06 Flood)	132,919	-	3,880	3,880	132,919
Highway Reconstruction/Repair	430,478	-	12,567	12,567	430,478
Repair Highway Culverts & Bridges	123,856	-	3,616	3,616	123,856
Highway Fire Alarm Suppression System	6,872	-	201	201	6,872
Highway Reconstruction/Rehabilitation	491,327	-	14,344	14,344	491,327
Colesville Rd. Bridge Replacement	304,601	-	8,893	8,893	304,601
Unanticipated Bridge Repairs	73,122	-	2,135	2,135	73,122
2nd Street, Deposit, Drainage	197,159	-	5,756	5,756	197,159
Highway Reconstruction/Rehabilitation	661,507	-	19,312	19,312	661,507
Nanticoke Drive Bridge Reconstruction	173,055	-	5,052	5,052	173,055
Highway Building Renovations	12,999	-	380	380	12,999
Vestal-Endicott Bridge Painting	853,943	-	24,930	24,930	853,943
Unanticipated Bridge/Culvert Repairs	97,496	-	2,846	2,846	97,496
Highway Reconstruction/Rehabilitation	723,094	-	21,110	21,110	723,094
Total County Roads	\$ 5,343,847	\$ -	\$ 156,008	\$ 156,008	\$ 5,343,847

Serial Bonds
2010 Federally Taxable Issue - Build America Bonds (BABs) (Matures 2025) Continued

	2017 Beginning Balance	Principal Payment	Interest Payments		2017 Ending Balance
			First	Second	
Road Machinery					
Highway Equipment Replacement	\$ 66,938	\$ -	\$ 1,954	\$ 1,954	\$ 66,938
Highway Equipment Replacement	90,996	-	2,657	2,657	90,996
Highway Equipment Replacement	257,714	-	7,524	7,524	257,714
Highway Vehicles Replacement	49,723	-	1,452	1,452	49,723
Highway Equipment Replacement	326,612	-	9,535	9,535	326,612
Total Road Machinery	<u>\$ 791,983</u>	<u>\$ -</u>	<u>\$ 23,122</u>	<u>\$ 23,122</u>	<u>\$ 791,983</u>
Library					
Computer Replacement - Public - Phase I	\$ 3,185	\$ -	\$ 93	\$ 93	\$ 3,185
Computer Replacement - Staff - Phase I	1,137	-	33	33	1,137
Computer Replacement - Staff - Phase II	1,552	-	45	45	1,552
Parking Lot Surface Treatment	2,145	-	63	63	2,145
Replacement of Decker Room Carpet	3,315	-	97	97	3,315
Security Cameras	726	-	21	21	726
Library Improvements & Renovations	15,262	-	446	446	15,262
Total Library	<u>\$ 27,322</u>	<u>\$ -</u>	<u>\$ 798</u>	<u>\$ 798</u>	<u>\$ 27,322</u>
Veterans' Arena					
Arena Primary Electric Repairs	\$ 14,624	\$ -	\$ 427	\$ 427	\$ 14,624
Arena Repairs/Renovations	6,500	-	190	190	6,500
Arena Repairs/Renovations	15,599	-	455	455	15,599
Arena Window Replacement - Wall At North End	137,586	-	4,017	4,017	137,586
Arena Repairs/Renovations	19,499	-	569	569	19,499
Arena Roof Systems Repair/Resurfacing	38,998	-	1,139	1,139	38,998
Arena Spotlights	5,850	-	171	171	5,850
Arena (Safety) Improvements	129,994	-	3,795	3,795	129,994
Arena Bathroom Renovations for ADA	24,374	-	712	712	24,374
Arena Repairs/Renovations	48,748	-	1,423	1,423	48,748
Total Veterans' Arena	<u>\$ 441,772</u>	<u>\$ -</u>	<u>\$ 12,898</u>	<u>\$ 12,898</u>	<u>\$ 441,772</u>
En-Joie Golf Course					
Golf Course Reconstruction	\$ 39,688	\$ -	\$ 1,159	\$ 1,159	\$ 39,688
Total En-Joie Golf Course	<u>\$ 39,688</u>	<u>\$ -</u>	<u>\$ 1,159</u>	<u>\$ 1,159</u>	<u>\$ 39,688</u>

Serial Bonds
2010 Federally Taxable Issue - Build America Bonds (BABs) (Matures 2025) Continued

	2017 Beginning Balance	Principal Payment	Interest Payments		2017 Ending Balance
			First	Second	
Transit					
Intermodal Transit Terminal	\$ 652,859	\$ -	\$ 19,060	\$ 19,060	\$ 652,859
5 - 24 Passenger Buses	171,894	-	5,018	5,018	171,894
Transit Building Renovations	45,498	-	1,328	1,328	45,498
Total Transit	<u>\$ 870,251</u>	<u>\$ -</u>	<u>\$ 25,406</u>	<u>\$ 25,406</u>	<u>\$ 870,251</u>
Willow Point					
WPNH Room Renovations	\$ 94,355	\$ -	\$ 2,755	\$ 2,755	\$ 94,355
New 380 Bed Facility	168,993	-	4,934	4,934	168,993
New Electrical Beds	23,291	-	680	680	23,291
WPNH Resident Contained Smoking Area	19,499	-	569	569	19,499
HVAC Repairs	32,499	-	949	949	32,499
Kiosk Stations	15,599	-	455	455	15,599
Resident Furniture & Room Care Equipment	7,800	-	228	228	7,800
WPNH Renovations And Repairs	38,023	-	1,110	1,110	38,023
HVAC Replacement/Repairs	36,560	-	1,067	1,067	36,560
Therapy Module - Software & Hardware	7,001	-	204	204	7,001
WPNH Building Improvements	23,919	-	698	698	23,919
Total Willow Point	<u>\$ 467,539</u>	<u>\$ -</u>	<u>\$ 13,649</u>	<u>\$ 13,649</u>	<u>\$ 467,539</u>
Solid Waste					
Landfill Construction	\$ 23,837	\$ -	\$ 696	\$ 696	\$ 23,837
Leachate Treatment Plant Outfall	344,693	-	10,063	10,063	344,693
SEIS Options For Section IV Access	29,851	-	871	871	29,851
Colesville Landfill Remediation (Part 2)	69,157	-	2,019	2,019	69,157
Colesville Landfill Remediation (Part 2)	31,199	-	911	911	31,199
Design Section III Closure	82,871	-	2,419	2,419	82,871
Landfill Rain Cap Section IV	61,747	-	1,803	1,803	61,747
Scale House Road And Facility	605,449	-	17,676	17,676	605,449
Solid Waste Management Plan Update	48,748	-	1,423	1,423	48,748
Landfill Road Reconstruction	758,301	-	22,138	22,138	758,301
Colesville Landfill Remediation (Part 2)	65,810	-	1,921	1,921	65,810
Construction of Section II & III Closure	155,994	-	4,554	4,554	155,994
Colesville Landfill Remediation	81,246	-	2,372	2,372	81,246
Total Solid Waste	<u>\$ 2,358,903</u>	<u>\$ -</u>	<u>\$ 68,866</u>	<u>\$ 68,866</u>	<u>\$ 2,358,903</u>

Serial Bonds
2010 Federally Taxable Issue - Build America Bonds (BABs) (Matures 2025) Continued

	2017 Beginning Balance	Principal Payment	Interest Payments		2017 Ending Balance
			First	Second	
Aviation					
Airport Parking Lot Rehabilitation	\$ 278,687	\$ -	\$ 8,136	\$ 8,136	\$ 278,687
Airport Corporate Hangar Improvements	144,793	-	4,227	4,227	144,793
Terminal Building Rehab.	29,249	-	854	854	29,249
Snow Removal Equipment	4,855	-	142	142	4,855
Terminal Building Improvements	116,995	-	3,416	3,416	116,995
T-Hangar Improvements	243,740	-	7,116	7,116	243,740
North Apron Rehabilitation Phase I	162,493	-	4,744	4,744	162,493
Main Apron Rehabilitation-Reconstruction	203,116	-	5,930	5,930	203,116
Total Aviation	<u>\$ 1,183,928</u>	<u>\$ -</u>	<u>\$ 34,565</u>	<u>\$ 34,565</u>	<u>\$ 1,183,928</u>
Fleet Management					
Fleet Replacement	\$ 21,665	\$ -	\$ 633	\$ 633	\$ 21,665
Fleet Replacement	64,998	-	1,898	1,898	64,998
Total Fleet Management	<u>\$ 86,663</u>	<u>\$ -</u>	<u>\$ 2,531</u>	<u>\$ 2,531</u>	<u>\$ 86,663</u>
Central Foods					
Central Foods Building Renovations	\$ 138,334	\$ -	\$ 4,039	\$ 4,039	\$ 138,334
Reconstruction of Central Foods	25,511	-	745	745	25,511
Total Central Foods	<u>\$ 163,845</u>	<u>\$ -</u>	<u>\$ 4,784</u>	<u>\$ 4,784</u>	<u>\$ 163,845</u>
Total 2010 Federally Taxable Issue - BABs	<u><u>\$ 17,455,000</u></u>	<u><u>\$ -</u></u>	<u><u>\$ 509,587</u></u>	<u><u>\$ 509,587</u></u>	<u><u>\$ 17,455,000</u></u>

Serial Bonds
2010 Federally Taxable Issue - Recovery Zone Economic Development Bonds (RZEDBs) (Matures 2025)

	<u>2017 Beginning Balance</u>	<u>Principal Payment</u>	<u>Interest Payments</u>		<u>2017 Ending Balance</u>
			<u>First</u>	<u>Second</u>	
General Fund					
Community College					
Technology Initiative	\$ 2,897	\$ -	\$ 85	\$ 85	\$ 2,897
Update Master Plan	478	-	14	14	478
Wales Building Renovation	9,160	-	267	267	9,160
Original Boiler Replacement Phase II	33,455	-	977	977	33,455
Feasibility Study	1,944	-	57	57	1,944
Energy Management Improvements	8,047	-	235	235	8,047
Roof Replacement - Phase II	39,977	-	1,167	1,167	39,977
West Gym Bleachers	10,108	-	295	295	10,108
Roadway & Lot Upgrades	4,957	-	145	145	4,957
Roof Replacement III	18,725	-	547	547	18,725
Science Building	19,344	-	565	565	19,344
Alms Building Demo & Site Restoration	17,364	-	507	507	17,364
Direct Digital Control	12,958	-	378	378	12,958
Natural Gas Piping Replacement	16,198	-	473	473	16,198
Total Community College	<u>\$ 195,612</u>	<u>\$ -</u>	<u>\$ 5,712</u>	<u>\$ 5,712</u>	<u>\$ 195,612</u>

Serial Bonds 2010 Federally Taxable Issue - Build America Bonds (BABs) (Matures 2025) Continued

	2017	Principal	Interest Payments		2017
	Beginning Balance	Payment	First	Second	Ending Balance
All Other General Fund					
COB - Parking Area Repairs - Design Phase	\$ 8,457	\$ -	\$ 247	\$ 247	\$ 8,457
Grippen Ice Rink Rehabilitation	19,204	-	561	561	19,204
Watershed Annual Maintenance	2,916	-	85	85	2,916
County Buildings Renovations	7,775	-	227	227	7,775
County Office Building Carpet	144	-	4	4	144
Public Safety Facility	3,881	-	113	113	3,881
Systematic Roof Replacement At County	14,254	-	416	416	14,254
Electronic Voting Machines	3,916	-	114	114	3,916
Fire Radio System Replacement Phase I	19,438	-	567	567	19,438
Regional Public Safety Training Facility	2,808	-	82	82	2,808
Parks Equipment Replacement	3,499	-	102	102	3,499
Parks Surface Rehabilitation	1,292	-	38	38	1,292
Forum Repairs/Renovations	1,166	-	34	34	1,166
Equipment Replacement (FEMA 06/06 Flood)	42,979	-	1,255	1,255	42,979
Parks Equipment Replacement (FEMA 06/06 Flood)	136	-	4	4	136
Watershed Annual Maintenance	3,704	-	108	108	3,704
County Buildings Renovations	4,939	-	144	144	4,939
County Office Building - Parking Area	296,555	-	8,658	8,658	296,555
Petroleum Storage Reg. Compliance	3,110	-	91	91	3,110
Public Safety Facility Repairs/Renovations	2,740	-	80	80	2,740
Computer Equipment Replacement & Update Technology	10,367	-	303	303	10,367
Voice Mail System Replacement - Unified	2,432	-	71	71	2,432
Parks Equipment Replacement	907	-	26	26	907
Black Creek Security Update At Jail	7,727	-	226	226	7,727
Watershed Regulatory Compliance Part 1	5,183	-	151	151	5,183
County Buildings Renovations	5,831	-	170	170	5,831
Petroleum Bulk Storage	1,944	-	57	57	1,944
Public Safety Facility Repairs/Renovations	2,916	-	85	85	2,916
Systematic Roof Replacement At County	5,615	-	164	164	5,615
Network Switches & PC Replacement	31,295	-	914	914	31,295
Parks Equipment Replacement	2,916	-	85	85	2,916
Portable Radio Replacement	1,551	-	45	45	1,551
Replace Financial, HR/Payroll Systems (Software)	72,199	-	2,108	2,108	72,199
Replace Financial, HR/Payroll Systems (Hardware)	10,367	-	303	303	10,367
Parks Upgrade	3,024	-	88	88	3,024
ERP System Phase II	212,843	-	6,214	6,214	212,843
Replace Oil-Water Separator at Fleet	4,082	-	119	119	4,082
External Building Repairs - Front Street Dog Shelter	2,916	-	85	85	2,916

Serial Bonds 2010 Federally Taxable Issue - Build America Bonds (BABs) (Matures 2025) Continued

	2017 Beginning Balance	Principal Payment	Interest Payments		2017 Ending Balance
			First	Second	
Parks Facilities Repairs & Renovations	2,073	-	61	61	2,073
Sheriff's Vehicle Replacement	8,639	-	252	252	8,639
Security at GHJB	3,939	-	115	115	3,939
Employee Timekeeper System/Scheduler	10,691	-	312	312	10,691
System Upgrades and Network Management	23,325	-	681	681	23,325
Tape Library and Computer Equipment	4,924	-	144	144	4,924
Hazardous Materials Response Vehicle	9,719	-	284	284	9,719
Vehicle Replacement	12,958	-	378	378	12,958
Forum Repairs/Renovations	5,831	-	170	170	5,831
Forum Seating	16,198	-	473	473	16,198
Parks Surface Rehabilitation	4,859	-	142	142	4,859
Parks Facilities Repairs and Renovations	3,240	-	95	95	3,240
Parks Vehicle Replacement	3,240	-	95	95	3,240
Total Other General Fund	\$ 936,664	\$ -	\$ 27,346	\$ 27,346	\$ 936,664
Total General Fund	\$ 1,132,276	\$ -	\$ 33,058	\$ 33,058	\$ 1,132,276
County Road					
Highway Reconstruction	\$ 7,302	\$ -	\$ 213	\$ 213	\$ 7,302
Colesville Rd./South St. Bridge Replace./Rehab.-Design	2,054	-	60	60	2,054
Highway Reconstruction	95,029	-	2,774	2,774	95,029
Bevier St. Bridge Reconstruction	75,306	-	2,199	2,199	75,306
South Street Bridge	13,412	-	392	392	13,412
Bridge Reconstruction	14,541	-	425	425	14,541
Road Reconstruction (FEMA - 06/06 Flood)	3,971	-	116	116	3,971
Bridge Reconstruction (FEMA - 11/06 Flood)	26,500	-	774	774	26,500
Highway Reconstruction/Repair	85,824	-	2,506	2,506	85,824
Repair Highway Culverts & Bridges	24,693	-	721	721	24,693
Highway Fire Alarm Suppression System	1,370	-	40	40	1,370
Highway Reconstruction/Rehabilitation	97,956	-	2,860	2,860	97,956
Colesville Rd. Bridge Replacement	60,728	-	1,773	1,773	60,728
Unanticipated Bridge Repairs	14,578	-	426	426	14,578
2nd Street, Deposit, Drainage	39,307	-	1,148	1,148	39,307
Highway Reconstruction/Rehabilitation	131,885	-	3,850	3,850	131,885
Nanticoke Drive Bridge Reconstruction	34,502	-	1,007	1,007	34,502
Highway Building Renovations	2,592	-	76	76	2,592
Vestal-Endicott Bridge Painting	170,250	-	4,970	4,970	170,250
Unanticipated Bridge/Culvert Repairs	19,438	-	567	567	19,438
Highway Reconstruction/Rehabilitation	144,163	-	4,209	4,209	144,163
Total County Roads	\$ 1,065,401	\$ -	\$ 31,106	\$ 31,106	\$ 1,065,401

Serial Bonds
2010 Federally Taxable Issue - Build America Bonds (BABs) (Matures 2025) Continued

	2017 Beginning Balance	Principal Payment	Interest Payments		2017 Ending Balance
			First	Second	
Road Machinery					
Highway Equipment Replacement	\$ 13,346	\$ -	\$ 390	\$ 390	\$ 13,346
Highway Equipment Replacement	18,142	-	530	530	18,142
Highway Equipment Replacement	51,380	-	1,500	1,500	51,380
Highway Vehicles Replacement	9,913	-	289	289	9,913
Highway Equipment Replacement	65,116	-	1,901	1,901	65,116
Total Road Machinery	<u>\$ 157,897</u>	<u>\$ -</u>	<u>\$ 4,610</u>	<u>\$ 4,610</u>	<u>\$ 157,897</u>
Library					
Computer Replacement - Public - Phase I	\$ 635	\$ -	\$ 19	\$ 19	\$ 635
Computer Replacement - Staff - Phase I	227	-	7	7	227
Computer Replacement - Staff - Phase II	309	-	9	9	309
Parking Lot Surface Treatment	428	-	12	12	428
Replacement of Decker Room Carpet	661	-	19	19	661
Security Cameras	145	-	4	4	145
Library Improvements & Renovations	3,043	-	89	89	3,043
Total Library	<u>\$ 5,448</u>	<u>\$ -</u>	<u>\$ 159</u>	<u>\$ 159</u>	<u>\$ 5,448</u>
Veterans' Arena					
Arena Primary Electric Repairs	\$ 2,916	\$ -	\$ 85	\$ 85	\$ 2,916
Arena Repairs/Renovations	1,296	-	38	38	1,296
Arena Repairs/Renovations	3,110	-	91	91	3,110
Arena Window Replacement - Wall At North End	27,431	-	801	801	27,431
Arena Repairs/Renovations	3,888	-	113	113	3,888
Arena Roof Systems Repair/Resurfacing	7,775	-	227	227	7,775
Arena Spotlights	1,166	-	34	34	1,166
Arena (Safety) Improvements	25,917	-	757	757	25,917
Arena Bathroom Renovations for ADA	4,859	-	142	142	4,859
Arena Repairs/Renovations	9,719	-	284	284	9,719
Total Veterans' Arena	<u>\$ 88,077</u>	<u>\$ -</u>	<u>\$ 2,572</u>	<u>\$ 2,572</u>	<u>\$ 88,077</u>
En-Joie Golf Course					
Golf Course Reconstruction	\$ 7,913	\$ -	\$ 231	\$ 231	\$ 7,913
Total En-Joie Golf Course	<u>\$ 7,913</u>	<u>\$ -</u>	<u>\$ 231</u>	<u>\$ 231</u>	<u>\$ 7,913</u>

Serial Bonds
2010 Federally Taxable Issue - Build America Bonds (BABs) (Matures 2025) Continued

	2017 Beginning Balance	Principal Payment	Interest Payments		2017 Ending Balance
			First	Second	
Transit					
Intermodal Transit Terminal	\$ 130,161	\$ -	\$ 3,800	\$ 3,800	\$ 130,161
5 - 24 Passenger Buses	34,270	-	1,000	1,000	34,270
Transit Building Renovations	9,071	-	265	265	9,071
Total Transit	<u>\$ 173,502</u>	<u>\$ -</u>	<u>\$ 5,065</u>	<u>\$ 5,065</u>	<u>\$ 173,502</u>
Willow Point					
WPNH Room Renovations	\$ 18,811	\$ -	\$ 549	\$ 549	\$ 18,811
New 380 Bed Facility	33,692	-	984	984	33,692
New Electrical Beds	4,643	-	136	136	4,643
WPNH Resident Contained Smoking Area	3,888	-	113	113	3,888
HVAC Repairs	6,479	-	189	189	6,479
Kiosk Stations	3,110	-	91	91	3,110
Resident Furniture & Room Care Equipment	1,555	-	45	45	1,555
WPNH Renovations And Repairs	7,581	-	221	221	7,581
HVAC Replacement/Repairs	7,289	-	213	213	7,289
Therapy Module - Software & Hardware	1,396	-	41	41	1,396
WPNH Building Improvements	4,769	-	139	139	4,769
Total Willow Point	<u>\$ 93,213</u>	<u>\$ -</u>	<u>\$ 2,721</u>	<u>\$ 2,721</u>	<u>\$ 93,213</u>
Solid Waste					
Landfill Construction	\$ 4,752	\$ -	\$ 139	\$ 139	\$ 4,752
Leachate Treatment Plant Outfall	68,721	-	2,006	2,006	68,721
SEIS Options For Section IV Access	5,951	-	174	174	5,951
Colesville Landfill Remediation (Part 2)	13,788	-	403	403	13,788
Colesville Landfill Remediation (Part 2)	6,220	-	182	182	6,220
Design Section III Closure	16,522	-	482	482	16,522
Landfill Rain Cap Section IV	12,311	-	359	359	12,311
Scale House Road And Facility	120,708	-	3,524	3,524	120,708
Solid Waste Management Plan Update	9,719	-	284	284	9,719
Landfill Road Reconstruction	151,182	-	4,414	4,414	151,182
Colesville Landfill Remediation (Part 2)	13,120	-	383	383	13,120
Construction of Section II & III Closure	31,100	-	908	908	31,100
Colesville Landfill Remediation	16,198	-	473	473	16,198
Total Solid Waste	<u>\$ 470,292</u>	<u>\$ -</u>	<u>\$ 13,731</u>	<u>\$ 13,731</u>	<u>\$ 470,292</u>

Serial Bonds
2010 Federally Taxable Issue - Build America Bonds (BABs) (Matures 2025) Continued

	2017 Beginning Balance	Principal Payment	Interest Payments		2017 Ending Balance
			First	Second	
Aviation					
Airport Parking Lot Rehabilitation	\$ 55,562	\$ -	\$ 1,622	\$ 1,622	\$ 55,562
Airport Corporate Hangar Improvements	28,867	-	843	843	28,867
Terminal Building Rehab.	5,831	-	170	170	5,831
Snow Removal Equipment	968	-	28	28	968
Terminal Building Improvements	23,325	-	681	681	23,325
T-Hangar Improvements	48,594	-	1,419	1,419	48,594
North Apron Rehabilitation Phase I	32,396	-	946	946	32,396
Main Apron Rehabilitation-Reconstruction	40,495	-	1,182	1,182	40,495
Total Aviation	<u>236,038</u>	<u>-</u>	<u>6,891</u>	<u>6,891</u>	<u>236,038</u>
Fleet Management					
Fleet Replacement	\$ 4,320	\$ -	\$ 126	\$ 126	\$ 4,320
Fleet Replacement	12,958	-	378	378	12,958
Total Fleet Management	<u>\$ 17,278</u>	<u>\$ -</u>	<u>\$ 504</u>	<u>\$ 504</u>	<u>\$ 17,278</u>
Central Foods					
Central Foods Building Renovations	\$ 27,579	\$ -	\$ 805	\$ 805	\$ 27,579
Reconstruction of Central Foods	5,086	-	148	148	5,086
Total Central Foods	<u>\$ 32,665</u>	<u>\$ -</u>	<u>\$ 953</u>	<u>\$ 953</u>	<u>\$ 32,665</u>
Total 2010 Federally Taxable Issue - RZEDBs	<u><u>\$ 3,480,000</u></u>	<u><u>\$ -</u></u>	<u><u>\$ 101,601</u></u>	<u><u>\$ 101,601</u></u>	<u><u>\$ 3,480,000</u></u>

Serial Bonds
2011 Issue (Matures 2019)

	2017 Beginning Balance	Principal Payment	Interest Payments		2017 Ending Balance
			First	Second	
General Fund					
Community College					
Student Activities/Athletic Facility	\$ 852,057	\$ 276,904	\$ 11,879	\$ 8,273	\$ 575,153
All Other General Fund					
Public Safety Facility	\$ 100,264	\$ 32,584	\$ 1,398	\$ 974	\$ 67,680
GHJB Reno/Construct Annex	1,581,524	513,969	22,048	15,356	1,067,555
Reconstruct Gov't Plaza Deck	213,809	69,484	2,981	2,076	144,325
Network Upgrade & Equipment Replace	24,954	8,110	348	242	16,844
DMV Building Acquisition	38,582	12,538	538	375	26,044
COB Elevator Upgrade	41,889	13,613	584	407	28,276
COB Fire Alarm System Replacement	62,834	20,420	876	610	42,414
Forum Roof System Replacement	211,774	68,823	2,952	2,056	142,951
Total Other General Fund	<u>\$ 2,275,630</u>	<u>\$ 739,541</u>	<u>\$ 31,725</u>	<u>\$ 22,096</u>	<u>\$ 1,536,089</u>
Total General Fund	<u>\$ 3,127,687</u>	<u>\$ 1,016,445</u>	<u>\$ 43,604</u>	<u>\$ 30,369</u>	<u>\$ 2,111,242</u>
County Road					
Highway Reconstruction/Rehabilitation	\$ 411	\$ 134	\$ 6	\$ 4	\$ 277
Highway Reconstruction/Rehabilitation	31,505	10,239	439	306	21,266
Bridge Cleaning & Painting	21,146	6,872	295	205	14,274
Bridge Reconstruction/Rehabilitation	75,657	24,587	1,055	735	51,070
Highway Reconstruction	62,592	20,341	873	608	42,251
Highway Reconstruction/Rehabilitation	334,370	108,665	4,662	3,247	225,705
Highway Reconstruction/Rehabilitation	372,350	121,007	5,191	3,615	251,343
Federal Bridge Aid Program	335,117	108,907	4,672	3,254	226,210
Highway Reconstruction/Rehabilitation	418,893	136,133	5,840	4,067	282,760
Total County Roads	<u>\$ 1,652,041</u>	<u>\$ 536,885</u>	<u>\$ 23,033</u>	<u>\$ 16,041</u>	<u>\$ 1,115,156</u>
Road Machinery					
Highway Maintenance Facility	\$ 83,586	\$ 27,164	\$ 1,165	\$ 812	\$ 56,422
Highway Equipment Replacement	34,658	11,263	483	337	23,395
Highway Equipment Replacement	112,186	36,459	1,564	1,089	75,727
Total Road Machinery	<u>\$ 230,430</u>	<u>\$ 74,886</u>	<u>\$ 3,212</u>	<u>\$ 2,237</u>	<u>\$ 155,544</u>

Serial Bonds
2011 Issue (Matures 2019) Continued

	2017	Principal	Interest Payments		2017
	Beginning Balance	Payment	First	Second	Ending Balance
Transit					
Transit Coach Replacement	\$ 4,384	\$ 1,425	\$ 61	\$ 43	\$ 2,959
Total Transit	\$ 4,384	\$ 1,425	\$ 61	\$ 43	\$ 2,959
Willow Point					
Parking Lot Construction	\$ 88,684	\$ 28,821	\$ 1,236	\$ 861	\$ 59,863
Resident Lift Program Equipment	18,617	6,050	260	181	12,567
WPNH Building Feasibility Study	24,512	7,966	342	238	16,546
Total Willow Point	\$ 131,813	\$ 42,837	\$ 1,838	\$ 1,280	\$ 88,976
Solid Waste					
Leachate Treatment Facility	\$ 10,734	\$ 3,488	\$ 150	\$ 104	\$ 7,246
Landfill Gas Recovery System	36,706	11,929	512	356	24,777
Leachate Storage Tank Design	5,244	1,704	73	51	3,540
Landfill Water Supply	1,358,911	441,623	18,945	13,195	917,288
Landfill Public Sewer System	110,542	35,924	1,541	1,073	74,618
Salt/Sand Storage Facility	30,480	9,906	425	296	20,574
Landfill Equipment	229,182	74,480	3,195	2,225	154,702
Landfill New Construction	442,166	143,697	6,164	4,293	298,469
Total Solid Waste	\$ 2,223,965	\$ 722,751	\$ 31,005	\$ 21,593	\$ 1,501,214
Aviation					
Airport Utility Enhancement	\$ 14,680	\$ 4,771	\$ 205	\$ 143	\$ 9,909
Total Aviation	\$ 14,680	\$ 4,771	\$ 205	\$ 143	\$ 9,909
Total 2011 Issue	\$ 7,385,000	\$ 2,400,000	\$ 102,958	\$ 71,706	\$ 4,985,000

Serial Bonds
2013 Issue (Matures 2017)

	<u>2017 Beginning Balance</u>	<u>Principal Payment</u>	<u>Interest Payments</u>		<u>2017 Ending Balance</u>
			<u>First</u>	<u>Second</u>	
General Fund					
Community College					
Student Activities/Athletic Facility	\$ 33,136	\$ 33,136	\$ 663	\$ -	\$ -
Roof Replacement Phase I	34,063	34,063	681	-	-
Original Boiler Replacement Phase I	21,723	21,723	434	-	-
Total Community College	<u>\$ 88,922</u>	<u>\$ 88,922</u>	<u>\$ 1,778</u>	<u>\$ -</u>	<u>\$ -</u>
All Other General Fund					
COB Elevator Controls Upgrade	\$ 13,747	\$ 13,747	\$ 275	\$ -	\$ -
COB Fire Alarm System Replacement	21,733	21,733	435	-	-
Communications Van Replacement	4,668	4,668	93	-	-
Parks Equipment Replacement	15,444	15,444	309	-	-
Federal EPA Oil Spill Plan Compliance	14,632	14,632	293	-	-
County Buildings Renovations	23,515	23,515	470	-	-
Microwave System Replacement	58,529	58,529	1,171	-	-
Computer Equipment Replacement Phase IV	39,715	39,715	794	-	-
Watershed Reconstruction Repair	7,838	7,838	157	-	-
County Buildings Renovations	26,128	26,128	523	-	-
COB - Parking Area Repairs - Design Phase	18,079	18,079	362	-	-
Systematic Roof Replacement At County Facilities	62,707	62,707	1,254	-	-
Vehicle Locator System	36,416	36,416	728	-	-
Computer Equipment Replacement & Update Technology	79,953	79,953	1,599	-	-
Grippen Ice Rink Rehabilitation	10,452	10,452	209	-	-
Parks Equipment Replacement	19,335	19,335	387	-	-
Parks Playground Equipment and Shelters	15,677	15,677	314	-	-
Parks Surface Rehabilitation	17,768	17,768	355	-	-
Emergency Surveillance Equipment Improvements	5,354	5,354	107	-	-
Electronic Document Mgt. System - DSS	25,051	25,051	501	-	-
County Buildings Renovations Equipment	6,271	6,271	125	-	-
Western Broome Senior Citizen Center	12,332	12,332	247	-	-
Total Other General Fund	<u>\$ 535,344</u>	<u>\$ 535,344</u>	<u>\$ 10,708</u>	<u>\$ -</u>	<u>\$ -</u>
Total General Fund	<u>\$ 624,266</u>	<u>\$ 624,266</u>	<u>\$ 12,486</u>	<u>\$ -</u>	<u>\$ -</u>

Serial Bonds
2013 Issue (Matures 2017) Continued

	2017 Beginning Balance	Principal Payment	Interest Payments		2017 Ending Balance
			First	Second	
County Road					
Highway Recon./Rehab. Caldwell Hill Rd.	\$ 15,503	\$ 15,503	\$ 310	\$ -	\$ -
Road Reconstruction/Rehabilitation	14,523	14,523	290	-	-
Highway Reconstruction	95,114	95,114	1,902	-	-
Highway Reconstruction	6,124	6,124	122	-	-
Bridge Repair and Culvert Replacement/Recon.	3,933	3,933	79	-	-
Colesville Rd./South St. Bridge Replace./Rehab. - Design	5,281	5,281	106	-	-
Total County Roads	<u>\$ 140,478</u>	<u>\$ 140,478</u>	<u>\$ 2,809</u>	<u>\$ -</u>	<u>\$ -</u>
Road Machinery					
Highway Equipment Replacement	\$ 5,258	\$ 5,258	\$ 105	\$ -	\$ -
Highway Equipment Replacement	41,099	41,099	822	-	-
Highway Equipment Replacement	23,451	23,451	469	-	-
Highway Equipment Replacement	96,003	96,003	1,920	-	-
Total Road Machinery	<u>\$ 165,811</u>	<u>\$ 165,811</u>	<u>\$ 3,316</u>	<u>\$ -</u>	<u>\$ -</u>
Library					
DYNIX Upgrade	\$ 3,923	\$ 3,923	\$ 78	\$ -	\$ -
Total Library	<u>\$ 3,923</u>	<u>\$ 3,923</u>	<u>\$ 78</u>	<u>\$ -</u>	<u>\$ -</u>
Transit					
Electronic Fare Box Replacement	\$ 12,820	\$ 12,820	\$ 256	\$ -	\$ -
Total Transit	<u>\$ 12,820</u>	<u>\$ 12,820</u>	<u>\$ 256</u>	<u>\$ -</u>	<u>\$ -</u>

Serial Bonds
2013 Issue (Matures 2017) Continued

	2017 Beginning Balance	Principal Payment	Interest Payments		2017 Ending Balance
			First	Second	
Willow Point					
Parking Lot Construction	\$ 261	\$ 261	\$ 5	\$ -	\$ -
Replacement of Chillers and Cooling Towers	3,202	3,202	64	-	-
Generator Replacement	687	687	14	-	-
Nurses Stations Renovations	1,038	1,038	21	-	-
WPNH Med Room Renovation	3,431	3,431	69	-	-
Total Willow Point	<u>\$ 8,619</u>	<u>\$ 8,619</u>	<u>\$ 173</u>	<u>\$ -</u>	<u>\$ -</u>
Solid Waste					
Landfill Gas Recovery Facility	\$ 64,334	\$ 64,334	\$ 1,287	\$ -	\$ -
Landfill Public Water Supply	254,111	254,111	5,082	-	-
Landfill Public Sewer System	9,291	9,291	186	-	-
Landfill Construction	302,092	302,092	6,042	-	-
Partial Landfill Closure	197,323	197,323	3,946	-	-
Landfill Property Acquisition	2,634	2,634	53	-	-
Total Solid Waste	<u>\$ 829,785</u>	<u>\$ 829,785</u>	<u>\$ 16,596</u>	<u>\$ -</u>	<u>\$ -</u>
Aviation					
Airport Utility Enhancement	\$ 26,910	\$ 26,910	\$ 538	\$ -	\$ -
Airport Utility Enhancement Project, Phase II	28,925	28,925	579	-	-
Total Aviation	<u>\$ 55,835</u>	<u>\$ 55,835</u>	<u>\$ 1,117</u>	<u>\$ -</u>	<u>\$ -</u>
Fleet Management					
Fleet Replacement	\$ 20,939	\$ 20,939	\$ 419	\$ -	\$ -
Fleet Replacement	71,087	71,087	1,422	-	-
Total Fleet Management	<u>\$ 92,026</u>	<u>\$ 92,026</u>	<u>\$ 1,841</u>	<u>\$ -</u>	<u>\$ -</u>
Central Foods					
Renovations For Structural Improvements	\$ 16,437	\$ 16,437	\$ 329	\$ -	\$ -
Total Central Foods	<u>\$ 16,437</u>	<u>\$ 16,437</u>	<u>\$ 329</u>	<u>\$ -</u>	<u>\$ -</u>
Total 2013 Issue	<u><u>\$ 1,950,000</u></u>	<u><u>\$ 1,950,000</u></u>	<u><u>\$ 39,001</u></u>	<u><u>\$ -</u></u>	<u><u>\$ -</u></u>

Serial Bonds
2016 Issue (Matures 2035)

	2017 Beginning Balance	Principal Payment	Interest Payments		2017 Ending Balance
			First	Second	
General Fund					
Community College					
Science Building	\$ 530,044	\$ 17,021	\$ 12,340	\$ 6,069	\$ 513,023
Wales Building Upgrades	145,564	4,674	3,389	1,667	140,890
Roofs Replacement IV	83,459	2,680	1,943	956	80,779
Total Community College	<u>\$ 759,067</u>	<u>\$ 24,375</u>	<u>\$ 17,672</u>	<u>\$ 8,692</u>	<u>\$ 734,692</u>
All Other General Fund					
COPS Advance Refunding	\$ 9,305,000	\$ 298,804	\$ 216,634	\$ 106,546	\$ 9,006,196
Watershed Regulatory Compliance	112,000	3,597	2,608	1,282	108,403
Courthouse Air Handler Replacement	136,675	4,389	3,182	1,565	132,286
Systematic Roof Replacement at County	65,826	2,114	1,533	754	63,712
Watershed Annual Maintenance	36,972	1,187	861	423	35,785
Courthouse Steps	50,000	1,606	1,164	573	48,394
Spill Prevention/Petroleum Bulk Storage	39,286	1,262	915	450	38,024
Watershed Annual Maintenance	44,799	1,439	1,043	513	43,360
Watershed Regulatory Compliance	135,000	4,335	3,143	1,546	130,665
County Buildings Renovations	149,711	4,807	3,486	1,714	144,904
Systematic Roof Replacement - County Buildings	73,332	2,355	1,707	840	70,977
County Building Renovations	3,884	125	90	44	3,759
Forum Repairs/Renovations	150,000	4,817	3,492	1,718	145,183
Otsiningo Bathroom	65,316	2,097	1,521	748	63,219
Parks Facilities Repairs & Renovations	37,750	1,212	879	432	36,538
Total Other General Fund	<u>\$ 10,405,551</u>	<u>\$ 334,146</u>	<u>\$ 242,258</u>	<u>\$ 119,148</u>	<u>\$ 10,071,405</u>
Total General Fund	<u>\$ 11,164,618</u>	<u>\$ 358,521</u>	<u>\$ 259,930</u>	<u>\$ 127,840</u>	<u>\$ 10,806,097</u>

Serial Bonds
2016 Issue (Matures 2035) Continued

	2017 Beginning Balance	Principal Payment	Interest Payments		2017 Ending Balance
			First	Second	
County Road					
Highway Reconstruction/Rehabilitation	\$ 3,105	\$ 100	\$ 72	\$ 36	\$ 3,005
Highway Reconstruction/Rehabilitation	1,476,742	47,421	34,381	16,909	1,429,321
Killawog Rd & Oregon Hill Rd Bridges	407,614	13,089	9,490	4,667	394,525
Unanticipated Bridge/Culvert Repairs	220,801	7,090	5,141	2,528	213,711
West Hill Rd Bridge Rehabilitation/Scour	134,934	4,333	3,141	1,545	130,601
Highway Reconstruction/Rehabilitation	1,631,662	52,396	37,988	18,683	1,579,266
Unanticipated Bridge/Culvert Repairs	229,080	7,356	5,333	2,623	221,724
Total County Roads	<u>\$ 4,103,938</u>	<u>\$ 131,785</u>	<u>\$ 95,545</u>	<u>\$ 46,991</u>	<u>\$ 3,972,153</u>
Road Machinery					
Highway Equipment Replacement	\$ 21,824	\$ 701	\$ 508	\$ 250	\$ 21,123
Highway Equipment Replacement	332,883	10,690	7,750	3,812	322,193
Highway Equipment Replacement	604,991	19,428	14,085	6,927	585,563
Total Road Machinery	<u>\$ 959,698</u>	<u>\$ 30,819</u>	<u>\$ 22,343</u>	<u>\$ 10,989</u>	<u>\$ 928,879</u>
Vet: Veterans' Arena					
Arena Repairs/Renovations	\$ 89,582	\$ 2,877	\$ 2,086	\$ 1,026	\$ 86,705
Repair/Replace Arena HVAC Equipment	255,858	8,216	5,957	2,930	247,642
Total Veterans' Arena	<u>\$ 345,440</u>	<u>\$ 11,093</u>	<u>\$ 8,043</u>	<u>\$ 3,956</u>	<u>\$ 334,347</u>
Transit					
Intermodal Transit Terminal	\$ 454,160	\$ 14,584	\$ 10,574	\$ 5,200	\$ 439,576
Total Transit	<u>\$ 454,160</u>	<u>\$ 14,584</u>	<u>\$ 10,574</u>	<u>\$ 5,200</u>	<u>\$ 439,576</u>

Serial Bonds
2016 Issue (Matures 2035) Continued

	2017 Beginning Balance	Principal Payment	Interest Payments		2017 Ending Balance
			First	Second	
Solid Waste					
Scale House Road And Facility	\$ 22,140	\$ 711	\$ 515	\$ 254	\$ 21,429
Landfill Road Reconstruction	82,972	2,664	1,932	950	80,308
Construction of Section II & III Closure	1,187,973	38,148	27,658	13,603	1,149,825
Landfill Equipment	121,822	3,912	2,836	1,395	117,910
Design/Construction Review for Section IV Cells II & III	306,744	9,850	7,141	3,512	296,894
Colesville Landfill Remediation	382,371	12,279	8,902	4,378	370,092
Construction Section IV Cell II	2,452,296	78,748	57,093	28,080	2,373,548
Design & Construction Review Section IV Cells III & IV	88,488	2,842	2,060	1,013	85,646
Landfill Groundwater Remediation Feasibility Study	242,050	7,773	5,635	2,772	234,277
Total Solid Waste	<u>\$ 4,886,856</u>	<u>\$ 156,927</u>	<u>\$ 113,772</u>	<u>\$ 55,957</u>	<u>\$ 4,729,929</u>
Aviation					
Hangar Improvements	\$ 27,881	\$ 895	\$ 649	\$ 319	\$ 26,986
Rental Car Service Facility Replacement	167,409	5,376	3,898	1,917	162,033
Total Aviation	<u>\$ 195,290</u>	<u>\$ 6,271</u>	<u>\$ 4,547</u>	<u>\$ 2,236</u>	<u>\$ 189,019</u>
Total 2016 Issue	<u><u>\$ 22,110,000</u></u>	<u><u>\$ 710,000</u></u>	<u><u>\$ 514,754</u></u>	<u><u>\$ 253,169</u></u>	<u><u>\$ 21,400,000</u></u>

Bond Anticipation Notes
Issue Date 5/5/16
Maturity Date 5/5/17

	<u>Amount</u>		<u>Amount</u>
All Other General Fund	Outstanding	All Other General Fund - Continued	Outstanding
14 Digitize Permanent Records	\$ 120,000	15 Vehicle Replacement	\$ 166,667
15 Digitize Permanent Records	40,000	16 Vehicle Replacement	232,500
12 Computer Equipment Replacement/Update	141,934	15 Forum Repairs/Renovations	20,000
13 Computer Equipment Replacement/Update Technology	381,861	12 Parks Facilities Repairs & Renovations	12,041
14 Computer Equipment Replacement/Update Technology	743,310	12 Parks Surface Rehabilitation	59,096
15 Computer Hardware & Software Replace/Update	688,000	14 Farmers Market Construction	1,190,000
15 Dark Fiber Installation	500,000	14 Parks Equipment (Bobcat)	38,909
16 Computer Equipment Replacement/Update Technology	640,000	14 Parks Equipment Replacement	56,788
10 Upgrade Access Control System at Courthouse	41,431	14 Parks Facilities Repairs & Renovations	30,000
11 Spill Prevention/Petroleum Bulk Storage	120,000	15 Otsiningo Pond Loop Trail Project	46,667
12 County Buildings Energy Efficiency	56,000	15 Parks Facilities Repairs & Renovations	23,333
13 Watershed Hazard Mitigation Studies	80,000	15 Parks Surface Rehabilitation	23,333
13 Watershed Annual Maintenance	57,436	15 Parks Vehicle Replacement	45,000
13 County Building Renovations	106,104	16 Parks Facilities Repair & Renovation	60,000
14 Watershed Annual Maintenance	52,000	16 Parks Mower Replacement	90,000
14 County Building Renovations	236,610	16 Parks Surface Rehabilitation	75,000
14 Systematic Roof Replacement at County Facilities	130,000	12 Update Tax Receivable Database	37,379
14 South Otsiningo Trail	70,000	14 Stormwater Infrastructure	42,222
15 Watershed Annual Maintenance	58,500	Total All Other General Fund	<u>\$ 13,975,223</u>
15 Resurface Public Safety Facility Parking Lot	315,000	Community College (BCC)	
15 Senior Centers Parking Lot Repairs	135,000	09 Science Building	\$ 6,315,345
15 Systematic Roof Replacement at County Facilities	140,000	09 Roof Replacement III	19,832
16 Watershed Annual Maintenance	75,000	11 Hazardous Materials	143,722
16 Construction Equipment Replacement	220,000	11 Wales Building Upgrades	1,247,468
16 County & Family Court Annex Repairs/Renovations	210,000	12 Electrical Infrastructure	186,964
16 Renovations County Buildings	200,000	12 HVAC Upgrades/Replacement	250,558
16 Systematic Roof Repairs at County Facilities	347,654	12 Roofs Replacement IV	9,700
14 Uninterruptible Power Supply (UPS) Replacement - 911	72,000	12 Water & Sewer Renovations/Upgrades	226,648
15 OES Land Purchase	193,333	13 Sidewalks, Roadways, & Other Parking Lots	31,250
15 OES Tower Site Land Preparation	180,000	14 HVAC & Roof Critical Replacements	209,644
12 Body Armor Vests	19,240	14 Master Plan Update	90,000
14 Conversion of Gym to Dormitory	1,483,094	13 Music Suite Renovations	-
14 Sheriff Medical Addition	3,759,448	15 Downtown Campus Phase I	192,000
14 Vehicle Replacement	83,333	15 Electrical Infrastructure II	175,000
15 Road Patrol In-Car IT Upgrades	30,000	15 Simulated Clean Room and Equipment	150,000
		Total Community College	<u>\$ 9,248,131</u>
		Total General Fund	<u>\$ 23,223,354</u>

Bond Anticipation Notes
Issue Date 5/5/16
Maturity Date 5/5/17

	Amount Outstanding		Amount Outstanding
Aviation		Solid Waste	
03 Airport Utility Enhancement Project, Phase II	\$ 344,849	11 Colesville Landfill Remediation	\$ 60,000
10 Hangar Improvements	113,000	12 Design & Construction Review Section IV Cells III & IV	699,270
12 Rental Car Service Facility Replacement	2,337,621	12 Landfill Groundwater Remediation Feasibility Study	54,200
13 West Apron Rehab Construction	168,513	14 Construction of Section IV Cell III	3,360,000
13 North Apron Rehab Phase 2 Design	9,000	14 Construction of Sewer Line	6,286,333
13 Geothermal Project	182,556	14 Landfill Equipment	800,000
14 Security Improvements	43,800	14 Landfill Gas Collection System	18,000
15 North Apron Rehab-Phase II-Construction	588,333	15 Colesville Landfill Remediation	71,000
Total Aviation Fund	\$ 3,787,672	Total Solid Waste Fund	\$ 11,348,803
Veteran's Arena		Road Machinery	
12 Repair/Replace Arena HVAC Equipment	\$ 8,173	13 Highway Equipment Replacement	\$ 567,670
13 Arena Seating	15,692	14 Highway Equipment Replacement	591,282
14 Arena Efficiency Project	951,309	15 Highway Equipment Replacement	801,000
14 Arena Improvement Project	297,619	16 Highway Equipment Replacement	900,000
Total Veteran's Arena Fund	\$ 1,272,793	Total Road Machinery Fund	\$ 2,859,952
Transit		Fleet Management	
13 Transit Coach Replacement	\$ 179,668	12 DPW - Fleet Replacement	\$ 48,000
14 Purchase of Service Vehicle	\$ 41,579	14 DPW - Fleet Replacement	82,650
16 Parking Lot Pavement/Expansion	250,000	15 DPW - Fleet Replacement	166,667
Total Transit Fund	\$ 471,247	16 DPW - Fleet Replacement	295,000
		Total Fleet Management Fund	\$ 592,317

Bond Anticipation Notes
Issue Date 5/5/16
Maturity Date 5/5/17

	<u>Amount Outstanding</u>		<u>Amount Outstanding</u>
County Road		Willow Point Nursing Home	
11 Killawog Rd & Oregon Hill Rd Bridges	\$ 15,000	13 Betterment & Improvements	\$ 47,625
12 Airport Road Reconstruction - Design	245,542	13 Sprinkler System	948,200
12 East Windsor Rd. Bridge	166,364	14 Betterment & Improvements	108,800
13 Highway Reconstruction/Rehabilitation	1,798,555	14 WPNH Software Conversion	40,000
13 Killawog Rd Bridge Replacement	569,420	15 Nurse Call System	180,000
13 River Rd Bridge Replacement Design	179,472	16 Asphalt Concrete Resurfacing Project	100,000
13 Unanticipated Bridge/Culvert Repairs	209,815	16 Betterments & Improvements	90,000
14 Highway Reconstruction/Rehabilitation	1,950,000	16 Equipment & Furnishings Replacement	63,000
14 Hooper Rd Bridge Rehab - Construction	64,558	16 Portable Oxygen Concentrators	45,500
14 South Street Bridge Rehab - Construction	916,250	16 Roofing Replacement	75,000
14 Unanticipated Bridge/Culvert Repairs	360,000	16 Therapy Room	\$ 70,000
14 Bridge Deck Ceiling	83,994	Total Willow Point Nursing Home	<u>\$ 1,768,125</u>
14 East Windsor Rd. Bridge	767,000		
15 Highway Reconstruction/Rehabilitation	2,091,767		
15 County Bridge and Culvert Flag Repairs	380,000		
15 Ganoungton Rd. Culvert Replacement	288,500		
15 River Rd. Bridge Rehab. (Construction)	407,500		
15 Bridge Structural Steel Cleaning/Painting - Design	17,000		
16 Highway Reconstruction/Rehabilitation	2,500,000		
16 Airport Rd Four Lane Road Rehab/Construction	600,000		
16 Bridge Structural Steel Cleaning/Painting	285,000		
16 County Bridge & Culvert Flag Repairs	400,000		
Total County Road	<u>\$ 14,295,737</u>	Total Bond Anticipation Notes	<u>\$ 59,620,000</u>

Bond Anticipation Notes/Capital Notes Payment Schedule

Project Title	Fund	Department	Total BAN 5/5/2016	Principal Paydown 5/5/2017	Interest Due 5/5/2017
General	1010	91000099	\$13,975,223	\$ 2,304,310	\$ 279,504
General BCC	1010	91000099	9,248,131	637,394	184,963
Total General			\$23,223,354	\$ 2,941,704	\$ 464,467
Arena	3110	39020008	1,272,793	98,742	25,456
County Road	3120	29010505	14,295,737	1,054,981	285,915
Road Machinery	3160	30020305	2,859,952	304,006	57,199
Aviation	2010	28040005	3,787,672	272,125	75,753
Solid Waste	2020	38020007	11,348,803	555,940	226,976
Transit	2040	31010505	471,247	98,749	9,425
Willow Point NH	2050	27040004	1,768,125	310,837	35,363
Fleet Management	2070	09020001	592,317	312,317	11,846
Grand Total BANs & Capital Notes			\$59,620,000	\$ 5,949,401	\$ 1,192,400

Statement of
Authorized and Unborrowed Debt
For Open Capital Projects

Serial Bonds	Resolution	Debt Authorized	Debt Unborrowed
Aviation			
Airport Utility Enhancement Project, Phase II	03-179, 14-122	\$ 850,000	\$ 61,784
Terminal Building Improvements	08-744, 12-569	3,350,298	324,286
West Apron Rehab-Construction	12-568, 13-568, & 16-74	2,955,006	168,586
North Apron Rehab-Phase II-Design	13-569	237,500	10,375
Geothermal Energy Improvement Project	13-569	350,000	113,000
Security Improvements	15-73	1,066,356	149,250
Sustainable Management Plan	15-73	130,000	12,560
Environmental for MPU Project - EA	14-558	150,000	150,000
North Apron Rehab-Phase II-Construction	14-558	2,404,570	1,407,648
Taxiway H & K Rehab/Extension Design	14-558	350,000	350,000
Airport Wildlife Hazard Assessment Study	16-76	75,000	75,000
Design Rehab Runway 16/34	16-76	500,000	500,000
Snow Removal Equipment Replacement	15-403	650,000	650,000
Taxiway H&K Rehab/Ext - Design	15-403	350,000	350,000
	*	9,000,000	9,000,000
Broome Community College			
Science Building	08-744, 11-543	\$ 21,942,696	\$ 882,315
Hazardous Materials	10-592	515,000	920
Electrical Infrastructure	11-549	500,000	137,082
Sidewalks, Roadways & Other Parking Lots	12-568	500,000	309,195
HVAC & Roof Critical Replacements	13-570	500,000	15,706
Master Plan Update	13-570	300,000	13,354
Music Suite Renovations	13-569	500,000	490,000
Downtown Campus Phase I	14-558	6,175,000	5,841,558
Electrical Infrastructure II	14-558	350,000	175,000
Simulated Clean Room and Equipment	14-558	2,813,000	2,663,000
Downtown Campus Phase II	15-403	8,675,000	8,500,000
Core Building Rehab Phase I	*	7,300,000	7,300,000
Demolish Building	*	300,000	300,000

Statement of
Authorized and Unborrowed Debt
For Open Capital Projects

	Resolution	Debt Authorized	Debt Unborrowed
Serial Bonds			
County Road			
Killawog Rd. & Oregon Rd. Bridges	10-592	\$ 600,000	\$ 59,636
River Rd Bridge Replacement Design	12-568	300,000	50,000
Hooper Rd Bridge Rehab - Construction	13-570	1,892,854	86,576
South Street Bridge Rehab - Construction	13-570	1,400,000	389,892
East Windsor Rd. Bridge	15-73	1,300,000	490,000
Highway Reconstruction/Rehabilitation	14-558	2,250,000	8,821
Ganoungton Rd. Culvert Replacement	14-558	350,000	44,000
River Rd. Bridge Rehab. (Construction)	14-558	2,217,000	1,715,218
Bridge Structural Steel Cleaning/painting - Design	16-76	100,000	83,000
Airport Rd Four Lane Road Rehab/Construction	15-403, 16-77	8,700,000	8,100,000
Bridge Structural Steel Cleaning/Painting	15-403	1,385,000	1,100,000
DPW-Fleet			
DPW - Skid-Steer Loader	*	45,000	45,000
Information Technology			
Computer Equipment Replacement/Update	11-549	\$ 650,000	\$ 9,501
Computer Hardware & Software Replace/Update	14-558	900,000	40,000
Dark Fiber Installation	16-76	1,175,000	425,000
Computer Equipment Replacement/Update	15-403	1,000,000	360,000
Parks and Recreation			
Farmers Market Construction	13-570, 16-75	1,907,340	612,175
Parks Facilities Repair & Renovation	15-403	85,000	25,000
PW-Buildings & Grounds			
County Building Renovations	12-568	\$ 150,000	\$ 160
South Otsiningo Multimodal Trail	14-45	508,000	424,272
Resurface Public Safety Facility Parking Lot	14-558	450,000	135,000
Systematic Roof Repairs at County Facilities	15-403	350,000	2,346
Stormwater Infrastructure	14-45	\$ 1,120,100	\$ 956,513

Statement of
Authorized and Unborrowed Debt
For Open Capital Projects

	Resolution	Debt Authorized	Debt Unborrowed
Serial Bonds			
Public Transportation			
Transit Capital Costs	14-45	\$ 156,015	\$ 5,639
Purchase of Four (4) Clean Diesel Transit Buses	14-558, 16-76	1,752,000	1,752,000
Purchase of Two (2) Clean Diesel Transit Buses	15-403	876,000	876,000
Sheriff			
Conversion of Gym to Dormitory	13-570	\$ 1,634,000	\$ 12,800
Sheriff Medical Addition	13-570	4,142,000	32,466
Road Patrol In-Car IT Upgrades	14-588	250,000	5,024
Solid Waste			
Construction of Sewer Line	13-570, 15-119	\$ 10,550,000	\$ 2,311,416
Permit Modification & Final Plans Section IV Cell IV	13-570	\$ 200,000	\$ 160,000
Landfill Gas Collection System	14-45	\$ 2,500,000	\$ 1,999,486
Colesville Landfill Remediation	14-558	\$ 100,000	\$ 25,000
Colesville Landfill Remediation	15-403	\$ 100,000	\$ 100,000
Willow Point Nursing Home			
Sprinkler System	12-568, 13-115	\$ 1,600,000	\$ 233,397
Betterments & Improvements	15-403	120,000	30,000
Portable Oxygen Concentrators	15-403	50,000	4,500
Total		<u>\$ 125,654,735</u>	<u>\$ 62,660,457</u>

* Pending legislative approval.

Authorized Capital Projects
Open as of May 24, 2016

	CIP Year	Total Appropriations	Available Appropriations
Arena/Forum			
Arena Efficiency Project	2014	\$ 1,050,000	\$ 310
Arena Improvement Project	2014, 2014a, 2015a	365,000	12,004
Forum Repairs/Renovations	2015	25,000	11,022
		<u>\$ 1,440,000</u>	<u>\$ 23,336</u>
Aviation			
Utility Enhancement, Phase II	2003	\$ 850,000	\$ 407,396
Runway 34 Safety Area Improvements	2011, 2011a, 2012a	13,410,000	13,383
Rental Car Service Facility Replacement	2012, 2013a, 2014a, 2015a	3,550,000	190,479
Employee Protective Equipment	2012	40,000	10,907
N. Apron Rehab - Phase II - Design	2013	237,700	4,700
Geothermal Energy Improvement Project	2013	350,000	140,160
Hangar 1 Improvements	2013	100,000	100,000
West Apron Rehab-Construction	2013, 2013a, 2015a	2,955,006	25,178
Airport Security Upgrades	2014, 2014a	1,066,356	106,600
Sustainable Management Plan	2014	130,000	4,986
Environmental for MPU Project - EA	2015	150,000	150,000
North Apron Rehab-Phase II-Construction	2015, 2015a	2,404,570	1,942,648
Taxiway H & K Rehab/Extension Design	2015	350,000	350,000
Taxiway H & K Rehab/Extension Design	2015	75,000	75,000
Airport Wildlife Hazard Assessment Study	2015	500,000	279,384
Design Rehab Runway 16/34	2016	650,000	650,000
Snow Removal Equipment Replacement	2016	350,000	350,000
Taxiway H&K Rehab/Ext - Design	2016	9,000,000	9,000,000
		<u>\$ 36,168,632</u>	<u>\$ 13,800,821</u>

Authorized Capital Projects
Open as of May 24, 2016

	CIP Year	Total Appropriations	Available Appropriations
Broome Community College			
Energy Management Improvements	2008	\$ 207,000	\$ 30,803
Science Building	2009, 2013a	21,942,696	1,008,336
Direct Digital Control	2010	465,000	5,080
Hazardous Materials	2011	515,000	3,280
Electrical Infrastructure	2012	500,000	248,065
HVAC Upgrades/Replacement	2012	700,000	19,087
BCC Flood Recovery & Improvements	2012, 2013a	1,500,000	2,187
Sidewalk, Roadways & Parks	2013	500,000	318,390
Student Center Improvements	2013, 2013a	610,000	1,535
Music Suite Renovations	2013	500,000	500,000
HVAC & Roof Critical Replacements	2014	500,000	26,738
Downtown Campus Phase I	2015	6,175,000	5,843,784
Electrical Infrastructure II	2015	350,000	350,000
Simulated Clean Room and Equipment	2015	2,813,000	2,813,000
Downtown Campus Phase II	2016	8,675,000	8,675,000
Core Building Rehab Phase I	2016	7,300,000	7,300,000
Demolish Building	2016	300,000	300,000
		<u>\$ 53,552,696</u>	<u>\$ 27,445,285</u>
County Clerk - Records Management			
Digitize Permanent Records	2014	\$ 200,000	\$ 60,078
Digitize Permanent Records	2015	50,000	50,000
		<u>\$ 250,000</u>	<u>\$ 110,078</u>
DPW-Fleet			
Fleet Replacement	2015	\$ 250,000	\$ 19,186
Fleet Replacement	2016, 2016a	295,000	222,697
DPW - Skid-Steer Loader	2016	45,000	45,000
		<u>\$ 590,000</u>	<u>\$ 286,883</u>

Authorized Capital Projects
Open as of May 24, 2016

	CIP Year	Total Appropriations	Available Appropriations
Emergency Services			
State Road Radio Tower	2004	\$ 65,000	\$ 63,619
Vehicle Locator System	2005	350,000	23,641
Fire Radio System replacement Phase I	2006	500,000	24,873
Uninterruptible Power Supply (UPS) Replacement - 911	2014	120,000	15,447
OES Land Purchase	2015	200,000	195,375
OES Tower Site Land Preparation	2015	200,000	134,953
		\$ 1,435,000	\$ 457,908
Information Technology			
Update Comp. Tech. & Replace Equipment	2002	\$ 550,000	\$ 38,396
Computer Equipment Replacement/Update	2012	650,000	23,500
Computer Equipment Replacement/Update	2014	930,000	51
Computer Hardware & Software Replacement/Update	2015, 2016a	968,270	301,630
Dark Fiber Installation	2016	1,175,000	675,000
Computer Equipment Replacement/Update	2016	1,000,000	928,398
		\$ 5,273,270	\$ 1,966,974
Highways/Bridges			
Killawog Rd & Oregon Hill Rd Bridges	2011	\$ 600,000	\$ 58,433
River Road Bridge Replacement - Design	2013	300,000	73,605
Hooper Rd Bridge Rehab - Construction	2014, 2015a	1,892,854	118,400
South Street Bridge Rehab - Construction	2014	1,400,000	336,787
Engineering & Construction Bridge Deck Sealing (8 Bridg	2014	397,000	123,236
East Windsor Rd. Bridge	2014	1,300,000	493,949
County Bridge and Culvert Flag Repairs	2015	400,000	133,602
Ganoungton Rd. Culvert Replacement	2015	350,000	44,767
River Rd. Bridge Rehab. (Construction)	2015	2,217,000	1,926,711
Bridge Structure Cleaning/Painting	2015	100,000	29,889
Bridge Structural Steel Cleaning/Painting	2016	1,385,000	1,385,000
County Bridge & Culvert Flag Repairs	2016	400,000	377,096
		\$ 10,741,854	\$ 5,101,475

Authorized Capital Projects
Open as of May 24, 2016

	<u>CIP Year</u>	<u>Total Appropriations</u>	<u>Available Appropriations</u>
Highways/Roads			
Airport Road Reconstruction - Design	2012, 2015a	\$ 580,000	\$ 88,222
Highway Reconstruction/Rehabilitation	2015	2,250,000	50,404
Highway Reconstruction/Rehabilitation	2016	2,500,000	2,436,653
Airport Rd Four Lane Road Rehab/Construction	2016, 2015a	8,700,000	8,059,470
		<u>\$ 14,030,000</u>	<u>\$ 10,634,749</u>
Office of Management and Budget			
Update Tax Receivable Database Project	2012	\$ 93,940	\$ 27,695
		<u>\$ 93,940</u>	<u>\$ 27,695</u>
Parks & Recreation			
Farmers Market Construction	2014, 2015a	\$ 1,907,340	\$ 649,489
Parks Facilities Repairs & Renovations	2014	50,000	1,738
Otsiningo Pond Loop Trail Project	2015	50,000	50,000
Parks Facilities Repairs & Renovations	2015	25,000	9,100
Parks Facilities Repair & Renovation	2016	85,000	77,250
Parks Surface Rehabilitation	2016	75,000	75,000
		<u>\$ 2,192,340</u>	<u>\$ 862,577</u>
Public Transportation			
Purchase of Four (4) Clean Diesel Transit Buses	2015, 2015a	\$ 1,752,000	\$ 1,752,000
Parking Lot Pavement/Expansion	2016	250,000	241,971
Purchase of Two (2) Clean Diesel Transit Buses	2016	876,000	876,000
		<u>\$ 2,878,000</u>	<u>\$ 2,869,971</u>

Authorized Capital Projects
Open as of May 24, 2016

	CIP Year	Total Appropriations	Available Appropriations
Public Works			
Petroleum Bulk Storage	2008	\$ 250,000	\$ 67,982
County Environmental Compliance	2011	250,000	17,763
County Buildings Energy Efficiency	2012	80,000	4,735
County Building Renovations	2014, 2014a, 2015a	454,800	98,794
South Otsiningo Multimodal Trail	2014	508,000	67,951
Stormwater Infrastructure	2014	1,120,100	1,021,716
Watershed Annual Maintenance	2015	65,000	36,587
Resurface Public Safety Facility Parking Lot	2015	450,000	134,884
Systematic Roof Replacement at County Facilities	2015	150,000	8,912
Watershed Annual Maintenance	2016	75,000	75,000
Construction Equipment Replacement	2016	220,000	220,000
County & Family Court Annex Repairs/Renovations	2016	210,000	210,000
Renovations County Buildings	2016	200,000	200,000
Systematic Roof Repairs at County Facilities	2016	350,000	350,000
		<u>\$ 4,382,900</u>	<u>\$ 2,514,324</u>
Road Machinery			
Highway Equipment Replacement	2015	\$ 890,000	\$ 3,680
Highway Equipment Replacement	2016	900,000	900,000
		<u>\$ 1,790,000</u>	<u>\$ 903,680</u>
Social Services			
Electronic Document Management System	2005	\$ 470,000	\$ 50,474
		<u>\$ 470,000</u>	<u>\$ 50,474</u>
Sheriff			
Conversion of Gym to Dormitory	2014	\$ 1,634,000	258,222
Sheriff Medical Addition	2014	4,142,000	604,365
Black Creek System Upgrade - Jail	2014	632,500	25,874
Road Patrol In-Car IT Upgrades	2015	100,000	10,048
Vehicle Replacement	2016	232,500	94,923
		<u>\$ 6,741,000</u>	<u>\$ 993,433</u>

Authorized Capital Projects
Open as of May 24, 2016

	CIP Year	Total Appropriations	Available Appropriations
Solid Waste			
Design & Construction Review Section IV Cells III & IV	2012	\$ 1,000,000	\$ 116,419
Landfill Groundwater Remediation Feasibility Study	2012	350,000	63,435
Landfill Excavation of Section IV, Cell III	2013	1,500,000	94,811
Landfill Final Plans & Bid Documents for Sect IV, Cell III	2013	200,000	200,000
Construction of Sewer Line	2014, 2015a	10,550,000	5,051,693
Landfill Equipment	2014	1,000,000	101,370
Landfill Gas Collection & Control System I	2014	2,500,000	1,930,853
Colesville Landfill Remediation	2015	100,000	94,721
Colesville Landfill Remediation	2016	100,000	100,000
		\$ 17,300,000	\$ 7,753,302
Willow Point Nursing Facility			
WPNH Med Room Renovation	2005	\$ 150,000	\$ 118,219
New 380 Bed Facility	2006	55,933,113	55,455,184
Sprinkler System	2013, 2013a	1,600,000	207,004
Betterment & Improvements	2014	170,000	50,870
WPNH Software Conversion	2014	60,000	59,000
Nurse Call System	2015	220,000	220,000
Asphalt Concrete Resurfacing Project	2016	100,000	100,000
Betterments & Improvements	2016	120,000	55,765
Equipment & Furnishings Replacement	2016	63,000	59,427
Portable Oxygen Concentrators	2016	50,000	500
Roofing Replacement	2016	75,000	75,000
Therapy Room	2016	70,000	60,899
		\$ 58,611,113	\$ 56,461,868

* "a" signifies a budget amendment.

Debt Statement Summary

Summary of Indebtedness, Debt Limit and Net Debt - Contracting Margin, as of 10/01/16

Five-Year Average Full Valuation		\$ 9,546,268,593
Debt Limit - 7% thereof		668,238,802
Bonds	31,445,000	
MBBA Bonds	34,905,000	
Bond Anticipation Notes	59,620,000	
Total Net Indebtedness Subject to Debt Limit		<u>125,970,000</u>
Net Debt-Contracting Margin		<u><u>\$ 542,268,802</u></u>
The percent of debt contracting power exhausted is		18.85%

Community College Debt Liability and Payment History
By Year, Issue and Project

	January 1 Begin Liab Prin Bal	Pay Date Principal Payment	Pay Date 1st Int Pay	Pay Date 2nd Int Pay	December 31 End Liab Prin Bal
2016					
2010 Issue (Matures 2021)		04/15	04/15	10/15	
Technology Initiative	\$ 14,170	\$ 2,539	\$ 354	\$ 291	\$ 11,631
Update Master Plan	2,337	419	58	48	1,918
Wales Building Renovation	44,800	8,028	1,120	919	36,772
Original Boiler Replacement Phase II	163,619	29,321	4,090	3,357	134,298
Feasibility Study	9,507	1,704	238	195	7,803
Energy Management Improvements	39,358	7,053	984	808	32,305
Roof Replacement Phase II	195,519	35,037	4,888	4,012	160,482
West Gym Bleachers	49,435	8,859	1,236	1,014	40,576
Roadway and Lot Upgrades	24,242	4,344	606	497	19,898
Roof Replacement III	91,580	16,411	2,290	1,879	75,169
Science Building	94,610	16,954	2,365	1,941	77,656
09 Alms Building Demo & Site Restoration	84,927	15,219	2,123	1,743	69,708
10 Direct Digital Control	63,377	11,357	1,584	1,301	52,020
10 Natural Gas Piping Replacement	79,221	14,196	1,981	1,626	65,025
Total 2010 Issue	\$ 956,702	\$ 171,441	\$ 23,917	\$ 19,631	\$ 785,261
2010 Issue (Matures 2025)		04/15	04/15	10/15	
Technology Initiative	\$ 17,429	\$ -	\$ 509	\$ 509	\$ 17,429
Update Master Plan	2,874	-	84	84	2,874
Wales Building Renovation	55,105	-	1,609	1,609	55,105
Original Boiler Replacement Phase II	201,256	-	5,876	5,876	201,256
Feasibility Study	11,693	-	341	341	11,693
Energy Management Improvements	48,411	-	1,413	1,413	48,411
Roof Replacement Phase II	240,493	-	7,021	7,021	240,493
West Gym Bleachers	60,805	-	1,775	1,775	60,805
Roadway and Lot Upgrades	29,818	-	871	871	29,818
Roof Replacement III	112,646	-	3,289	3,289	112,646
Science Building	116,372	-	3,397	3,397	116,372
09 Alms Building Demo & Site Restoration	104,461	-	3,050	3,050	104,461
10 Direct Digital Control	77,956	-	2,276	2,276	77,956
10 Natural Gas Piping Replacement	97,445	-	2,845	2,845	97,445
Total 2010 Issue	\$ 1,176,764	\$ -	\$ 34,356	\$ 34,356	\$ 1,176,764
2011 Refunding Issue (Matures 2019)		02/15	02/15	08/15	
Student Activities/Athletic Facility	\$ 1,122,616	\$ 270,559	\$ 14,923	\$ 11,879	\$ 852,057
Total 2011 Issue	\$ 1,122,616	\$ 270,559	\$ 14,923	\$ 11,879	\$ 852,057

Community College Debt Liability and Payment History
By Year, Issue and Project

	January 1 Begin Liab Prin Bal	Pay Date Principal Payment	Pay Date 1st Int Pay	Pay Date 2nd Int Pay	December 31 End Liab Prin Bal
2016 Continued					
2013 Issue (Matures 2017)		04/15	04/15	10/15	
Student Activities/Athletic Facility	\$ 64,998	\$ 31,862	\$ 1,141	\$ 663	\$ 33,136
Roof Replacement Phase I	66,815	32,752	1,173	681	34,063
Original Boiler Replacement Phase I	42,610	20,887	748	434	21,723
Total 2013 Issue	<u>\$ 174,423</u>	<u>\$ 85,501</u>	<u>\$ 3,062</u>	<u>\$ 1,778</u>	<u>\$ 88,922</u>
2016 Issue (Matures 2035)		05/01	05/01	11/01	
Science Building	\$ -	\$ -	\$ -	\$ -	\$ 530,044
Wales Building Upgrades	-	-	-	-	145,564
Roofs Replacement IV	-	-	-	-	83,459
Total 2016 Issue	<u>\$ -</u>	<u>\$ -</u>	<u>\$ -</u>	<u>\$ -</u>	<u>\$ 759,067</u>
Total Serial Bonds	<u>\$ 3,430,505</u>	<u>\$ 527,501</u>	<u>\$ 76,258</u>	<u>\$ 67,644</u>	<u>\$ 3,662,071</u>
05/15 Bond Anticipation Note (Matures 05/16)		05/6	05/6		
Science Building	\$ 7,688,338	\$ 404,649	\$ 153,767	-	\$ 7,283,689
Hazardous Materials	123,746	20,624	2,475	-	103,122
Wales Building Upgrades	1,527,496	69,432	30,550	-	1,458,064
Electrical Infrastructure	114,291	16,327	2,286	-	97,964
HVAC Upgrades/Replacement	352,284	50,326	7,046	-	301,958
Roofs Replacement IV	91,046	7,587	1,821	-	83,459
Water & Sewer Renovations/Upgrades	247,157	9,154	4,943	-	238,003
Sidewalks, Roadways, & Other Parking Lots	150,000	18,750	3,000	-	131,250
HVAC & Roof Critical Replacements	185,000	20,556	3,700	-	164,444
Master Plan Update	120,000	30,000	2,400	-	90,000
Music Suite Renovations	120,000	5,000	2,400	-	115,000
Downtown Campus Phase I	450,000	18,000	9,000	-	432,000
Total Bond Anticipation Notes	<u>\$ 11,169,358</u>	<u>\$ 670,405</u> *	<u>\$ 223,387</u>	<u>\$ -</u>	<u>\$ 10,498,953</u>
Total Serial Bonds and Bond Anticipation Notes	<u>\$ 14,599,863</u>	<u>\$ 1,197,906</u>	<u>\$ 299,645</u>	<u>\$ 67,644</u>	<u>\$ 14,161,024</u>

* Principal payment is comprised of budgeted principal payments, plus unbudgeted paydowns, plus remaining BAN proceeds reissued as serial bond

Community College Debt Liability and Payment History
By Year, Issue and Project

	January 1 Begin Liab Prin Bal	Pay Date Principal Payment	Pay Date 1st Int Pay	Pay Date 2nd Int Pay	December 31 End Liab Prin Bal
2017					
2010 Issue (Matures 2021)		04/15	04/15	10/15	
Technology Initiative	\$ 11,631	\$ 2,668	\$ 291	\$ 224	\$ 8,963
Update Master Plan	1,918	440	48	37	1,478
Wales Building Renovation	36,772	8,436	919	708	28,336
Original Boiler Replacement Phase II	134,298	30,811	3,357	2,587	103,487
Feasibility Study	7,803	1,790	195	150	6,013
Energy Management Improvements	32,305	7,411	808	622	24,894
Roof Replacement Phase II	160,482	36,818	4,012	3,092	123,664
West Gym Bleachers	40,576	9,309	1,014	782	31,267
Roadway and Lot Upgrades	19,898	4,565	497	383	15,333
Roof Replacement III	75,169	17,245	1,879	1,448	57,924
Science Building	77,656	17,816	1,941	1,496	59,840
09 Alms Building Demo & Site Restoration	69,708	15,992	1,743	1,343	53,716
10 Direct Digital Control	52,020	11,934	1,301	1,002	40,086
10 Natural Gas Piping Replacement	65,025	14,918	1,626	1,253	50,108
Total 2010 Issue	\$ 785,261	\$ 180,153	\$ 19,631	\$ 15,127	\$ 605,108
2010 Issue (Matures 2025)		04/15	04/15	10/15	
Technology Initiative	\$ 17,429	\$ -	\$ 509	\$ 509	\$ 17,429
Update Master Plan	2,874	-	84	84	2,874
Wales Building Renovation	55,105	-	1,609	1,609	55,105
Original Boiler Replacement Phase II	201,256	-	5,876	5,876	201,256
Feasibility Study	11,693	-	341	341	11,693
Energy Management Improvements	48,411	-	1,413	1,413	48,411
Roof Replacement Phase II	240,493	-	7,021	7,021	240,493
West Gym Bleachers	60,805	-	1,775	1,775	60,805
Roadway and Lot Upgrades	29,818	-	871	871	29,818
Roof Replacement III	112,646	-	3,289	3,289	112,646
Science Building	116,372	-	3,397	3,397	116,372
09 Alms Building Demo & Site Restoration	104,461	-	3,050	3,050	104,461
10 Direct Digital Control	77,956	-	2,276	2,276	77,956
10 Natural Gas Piping Replacement	97,445	-	2,845	2,845	97,445
Total 2010 Issue	\$ 1,176,764	\$ -	\$ 34,356	\$ 34,356	\$ 1,176,764
2011 Refunding Issue (Matures 2019)		02/15	02/15	08/15	
Student Activities/Athletic Facility	\$ 852,057	\$ 276,904	\$ 11,879	\$ 8,273	\$ 575,153
Total 2011 Issue	\$ 852,057	\$ 276,904	\$ 11,879	\$ 8,273	\$ 575,153

Community College Debt Liability and Payment History
By Year, Issue and Project

	January 1 Begin Liab Prin Bal	Pay Date Principal Payment	Pay Date 1st Int Pay	Pay Date 2nd Int Pay	December 31 End Liab Prin Bal
2017 Continued					
2013 Issue (Matures 2017)					
		04/15	04/15	10/15	
Student Activities/Athletic Facility	\$ 33,136	\$ 33,136	\$ 663	\$ -	\$ -
Roof Replacement Phase I	34,063	34,063	681	-	-
Original Boiler Replacement Phase I	21,723	21,723	434	-	-
Total 2013 Issue	<u>\$ 88,922</u>	<u>\$ 88,922</u>	<u>\$ 1,778</u>	<u>\$ -</u>	<u>\$ -</u>
2016 Issue (Matures 2035)					
		05/01	05/01	11/01	
Science Building	\$ 530,044	\$ 17,021	\$ 12,340	\$ 6,069	\$ 513,023
Wales Building Upgrades	145,564	4,674	3,389	1,667	140,890
Roofs Replacement IV	83,459	2,680	1,943	956	80,779
Total 2016 Issue	<u>\$ 759,067</u>	<u>\$ 24,375</u>	<u>\$ 17,672</u>	<u>\$ 8,692</u>	<u>\$ 734,692</u>
Total Serial Bonds	<u><u>\$ 3,662,071</u></u>	<u><u>\$ 570,354</u></u>	<u><u>\$ 85,316</u></u>	<u><u>\$ 66,448</u></u>	<u><u>\$ 3,091,717</u></u>
05/16 Bond Anticipation Note (Matures 05/17)					
		05/05	05/05		
Science Building	\$ 6,315,345	\$ 350,853	\$ 126,307	-	\$ 5,964,492
Roof Replacement III	19,832	2,204	397	-	17,628
Hazardous Materials	143,722	28,744	2,874	-	114,978
Wales Building Upgrades	1,247,468	59,403	24,949	-	1,188,065
Electrical Infrastructure	186,964	31,161	3,739	-	155,803
HVAC Upgrades/Replacement	250,558	41,760	5,011	-	208,798
Roofs Replacement IV	9,700	882	194	-	8,818
Water & Sewer Renovations/Upgrades	226,648	8,717	4,533	-	217,931
Sidewalks, Roadways, & Other Parking Lots	31,250	4,464	625	-	26,786
HVAC & Roof Critical Replacements	209,644	26,206	4,193	-	183,438
Master Plan Update	90,000	30,000	1,800	-	60,000
Downtown Campus Phase I	192,000	8,000	3,840	-	184,000
Electrical Infrastructure II	175,000	35,000	3,500	-	140,000
Simulated Clean Room and Equipment	150,000	10,000	3,000	-	140,000
Total Bond Anticipation Notes	<u>\$ 9,248,131</u>	<u>\$ 637,394</u>	<u>* \$ 184,962</u>	<u>\$ -</u>	<u>\$ 8,610,737</u>
Total Serial Bonds and Bond Anticipation Notes	<u><u>\$ 12,910,202</u></u>	<u><u>\$ 1,207,748</u></u>	<u><u>\$ 270,277</u></u>	<u><u>\$ 66,448</u></u>	<u><u>\$ 11,702,454</u></u>

* Principal payment is comprised of budgeted principal payments, plus unbudgeted paydowns, plus remaining BAN proceeds reissued as serial bond

Community College Debt Liability and Payment Schedule
By Fiscal Year, Issue and Project

BCC Fiscal Year: September 1 - August 31

	September 1 Begin Liab Prin Bal	Pay Date 1st Int Pay	Pay Date Principal Payment	Pay Date 2nd Int Pay	August 31 End Liab Prin Bal
2015-2016		10/15	04/15	04/15	
2010 Issue (Matures 2021)					
Technology Initiative	\$ 14,170	\$ 354	\$ 2,539	\$ 354	\$ 11,631
Update Master Plan	2,337	58	419	58	1,918
Wales Building Renovation	44,800	1,120	8,028	1,120	36,772
Original Boiler Replacement Phase II	163,619	4,090	29,321	4,090	134,298
Feasibility Study	9,507	238	1,704	238	7,803
Energy Management Improvements	39,358	984	7,053	984	32,305
Roof Replacement Phase II	195,519	4,888	35,037	4,888	160,482
West Gym Bleachers	49,435	1,236	8,859	1,236	40,576
Roadway and Lot Upgrades	24,242	606	4,344	606	19,898
Roof Replacement III	91,580	2,290	16,411	2,290	75,169
Science Building	94,610	2,365	16,954	2,365	77,656
09 Alms Building Demo & Site Restoration	84,927	2,123	15,219	2,123	69,708
10 Direct Digital Control	63,377	1,584	11,357	1,584	52,020
10 Natural Gas Piping Replacement	79,221	1,981	14,196	1,981	65,025
Total 2010 Issue	\$ 956,702	\$ 23,917	\$ 171,441	\$ 23,917	\$ 785,261
2010 Issue (Matures 2025)		10/15	04/15	04/15	
Technology Initiative	\$ 17,429	\$ 509	\$ -	\$ 509	\$ 17,429
Update Master Plan	2,874	84	-	84	2,874
Wales Building Renovation	55,105	1,609	-	1,609	55,105
Original Boiler Replacement Phase II	201,256	5,876	-	5,876	201,256
Feasibility Study	11,693	341	-	341	11,693
Energy Management Improvements	48,411	1,413	-	1,413	48,411
Roof Replacement Phase II	240,493	7,021	-	7,021	240,493
West Gym Bleachers	60,805	1,775	-	1,775	60,805
Roadway and Lot Upgrades	29,818	871	-	871	29,818
Roof Replacement III	112,646	3,289	-	3,289	112,646
Science Building	116,372	3,397	-	3,397	116,372
09 Alms Building Demo & Site Restoration	104,461	3,050	-	3,050	104,461
10 Direct Digital Control	77,956	2,276	-	2,276	77,956
10 Natural Gas Piping Replacement	97,445	2,845	-	2,845	97,446
Total 2010 Issue	\$ 1,176,764	\$ 34,356	\$ -	\$ 34,356	\$ 1,176,764

Community College Debt Liability and Payment Schedule
By Fiscal Year, Issue and Project

BCC Fiscal Year: September 1 - August 31

	September 1 Begin Liab Prin Bal	Pay Date 1st Int Pay	Pay Date Principal Payment	Pay Date 2nd Int Pay	August 31 End Liab Prin Bal
2015-2016 Continued					
		02/15	02/15	08/15	
2011 Refunding Issue (Matures 2019)					
Student Activities/Athletic Facility	\$ 1,122,616	\$ 14,923	\$ 270,559	\$ 11,879	\$ 852,057
Total 2011 Issue	\$ 1,122,616	\$ 14,923	\$ 270,559	\$ 11,879	\$ 852,057
		10/15	04/15	04/15	
2013 Issue (Matures 2017)					
Student Activities/Athletic Facility	\$ 64,998	\$ 1,141	\$ 31,862	\$ 1,141	\$ 33,136
Roof Replacement Phase I	66,815	1,173	32,752	1,173	34,063
Original Boiler Replacement Phase I	42,610	748	20,887	748	21,723
Total 2013 Issue	\$ 174,423	\$ 3,062	\$ 85,501	\$ 3,062	\$ 88,922
		11/01	05/01	05/01	
2016 Issue (Matures 2035)					
Science Building	\$ -	\$ -	\$ -	\$ -	\$ 530,044
Wales Building Upgrades	-	-	-	-	145,564
Roofs Replacement IV	-	-	-	-	83,459
Total 2016 Issue	\$ -	\$ -	\$ -	\$ -	\$ 759,067
Total Serial Bonds	<u>\$ 3,430,505</u>	<u>\$ 76,258</u>	<u>\$ 527,501</u>	<u>\$ 73,214</u>	<u>\$ 3,662,071</u>
05/15 Bond Anticipation Note (Matures 05/16) *			05/06	05/06	
Science Building	\$ 7,688,338		\$ 404,649	\$ 153,767	\$ 7,283,689
Hazardous Materials	123,746		20,624	2,475	103,122
Wales Building Upgrades	1,527,496		69,432	30,550	1,458,064
Electrical Infrastructure	114,291		16,327	2,286	97,964
HVAC Upgrades/Replacement	352,284		50,326	7,046	301,958
Roofs Replacement IV	91,046		7,587	1,821	83,459
Water & Sewer Renovations/Upgrades	247,157		9,154	4,943	238,003
Sidewalks, Roadways, & Other Parking Lots	150,000		18,750	3,000	131,250
HVAC & Roof Critical Replacements	185,000		20,556	3,700	164,444
Master Plan Update	120,000		30,000	2,400	90,000
Music Suite Renovations	120,000		5,000	2,400	115,000
Downtown Campus Phase I	450,000		18,000	9,000	432,000
Total Bond Anticipation Notes	<u>\$ 11,169,358</u>	<u>\$ -</u>	<u>\$ 670,405</u>	<u>\$ 223,387</u>	<u>\$ 10,498,953</u>
Total Serial Bonds and Bond Anticipation Notes	<u>\$ 14,599,863</u>	<u>\$ 76,258</u>	<u>\$ 1,197,906</u>	<u>\$ 296,601</u>	<u>\$ 14,161,024</u>

*May 2015 BAN amounts represent current short-term borrowing.
There is no estimate made of additional need for borrowing, for these or other projects.

Community College Debt Liability and Payment Schedule
By Fiscal Year, Issue and Project

BCC Fiscal Year: September 1 - August 31

	September 1 Begin Liab Prin Bal	Pay Date 1st Int Pay	Pay Date Principal Payment	Pay Date 2nd Int Pay	August 31 End Liab Prin Bal
2016-2017		10/15	04/15	04/15	
2010 Issue (Matures 2021)					
Technology Initiative	\$ 11,631	\$ 291	\$ 2,668	\$ 291	\$ 8,963
Update Master Plan	1,918	48	440	48	1,478
Wales Building Renovation	36,772	919	8,436	919	28,336
Original Boiler Replacement Phase II	134,298	3,357	30,811	3,357	103,487
Feasibility Study	7,803	195	1,790	195	6,013
Energy Management Improvements	32,305	808	7,411	808	24,894
Roof Replacement Phase II	160,482	4,012	36,818	4,012	123,664
West Gym Bleachers	40,576	1,014	9,309	1,014	31,267
Roadway and Lot Upgrades	19,898	497	4,565	497	15,333
Roof Replacement III	75,169	1,879	17,245	1,879	57,924
Science Building	77,656	1,941	17,816	1,941	59,840
09 Alms Building Demo & Site Restoration	69,708	1,743	15,992	1,743	53,716
10 Direct Digital Control	52,020	1,301	11,934	1,301	40,086
10 Natural Gas Piping Replacement	65,025	1,626	14,918	1,626	50,107
Total 2010 Issue	\$ 785,261	\$ 19,631	\$ 180,153	\$ 19,631	\$ 605,108
		10/15	04/15	04/15	
2010 Issue (Matures 2025)					
Technology Initiative	\$ 17,429	\$ 509	\$ -	\$ 509	\$ 17,429
Update Master Plan	2,874	84	-	84	2,874
Wales Building Renovation	55,105	1,609	-	1,609	55,105
Original Boiler Replacement Phase II	201,256	5,876	-	5,876	201,256
Feasibility Study	11,693	341	-	341	11,693
Energy Management Improvements	48,411	1,413	-	1,413	48,411
Roof Replacement Phase II	240,493	7,021	-	7,021	240,493
West Gym Bleachers	60,805	1,775	-	1,775	60,805
Roadway and Lot Upgrades	29,818	871	-	871	29,818
Roof Replacement III	112,646	3,289	-	3,289	112,646
Science Building	116,372	3,397	-	3,397	116,372
09 Alms Building Demo & Site Restoration	104,461	3,050	-	3,050	104,461
10 Direct Digital Control	77,956	2,276	-	2,276	77,956
10 Natural Gas Piping Replacement	97,445	2,845	-	2,845	97,446
Total 2010 Issue	\$ 1,176,764	\$ 34,356	\$ -	\$ 34,356	\$ 1,176,764

Community College Debt Liability and Payment Schedule
By Fiscal Year, Issue and Project

BCC Fiscal Year: September 1 - August 31

	September 1 Begin Liab Prin Bal	Pay Date 1st Int Pay	Pay Date Principal Payment	Pay Date 2nd Int Pay	August 31 End Liab Prin Bal
2016-2017 Continued		02/15	02/15	08/15	
2011 Refunding Issue (Matures 2019)					
Student Activities/Athletic Facility	\$ 852,057	\$ 11,879	\$ 276,904	\$ 8,273	\$ 575,153
Total 2011 Issue	<u>\$ 852,057</u>	<u>\$ 11,879</u>	<u>\$ 276,904</u>	<u>\$ 8,273</u>	<u>\$ 575,153</u>
2013 Issue (Matures 2017)		10/15	04/15	04/15	
Student Activities/Athletic Facility	\$ 33,136	\$ 663	\$ 33,136	\$ 663	\$ -
Roof Replacement Phase I	34,063	681	34,063	681	-
Original Boiler Replacement Phase I	21,723	434	21,723	434	-
Total 2013 Issue	<u>\$ 88,922</u>	<u>\$ 1,779</u>	<u>\$ 88,922</u>	<u>\$ 1,779</u>	<u>\$ -</u>
2016 Issue (Matures 2035)		11/01	05/01	05/01	
Science Building	\$ 530,044	\$ -	\$ 17,021	\$ 12,340	\$ 513,023
Wales Building Upgrades	145,564	-	4,674	3,389	140,890
Roofs Replacement IV	83,459	-	2,680	1,943	80,779
Total 2016 Issue	<u>\$ 759,067</u>	<u>\$ -</u>	<u>\$ 24,375</u>	<u>\$ 17,673</u>	<u>\$ 734,692</u>
Total Serial Bonds	<u>\$ 3,662,071</u>	<u>\$ 67,645</u>	<u>\$ 570,354</u>	<u>\$ 81,713</u>	<u>\$ 3,091,717</u>
05/16 Bond Anticipation Note (Matures 05/17) *			05/05	05/05	
Science Building	\$ 6,315,345		\$ 350,853	\$ 126,307	\$ 5,964,492
Roof Replacement III	19,832		2,204	397	17,628
Hazardous Materials	143,722		28,744	2,874	114,978
Wales Building Upgrades	1,247,468		59,403	24,949	1,188,065
Electrical Infrastructure	186,964		31,161	3,739	155,803
HVAC Upgrades/Replacement	250,558		41,760	5,011	208,798
Roofs Replacement IV	9,700		882	194	8,818
Water & Sewer Renovations/Upgrades	226,648		8,717	4,533	217,931
Sidewalks, Roadways, & Other Parking Lots	31,250		4,464	625	26,786
HVAC & Roof Critical Replacements	209,644		26,206	4,193	183,438
Master Plan Update	90,000		30,000	1,800	60,000
Downtown Campus Phase I	192,000		8,000	3,840	184,000
Electrical Infrastructure II	175,000		35,000	3,500	140,000
Simulated Clean Room and Equipment	150,000		10,000	3,000	140,000
Total Bond Anticipation Notes	<u>\$ 9,248,131</u>	<u>\$ -</u>	<u>\$ 637,394</u>	<u>\$ 184,963</u>	<u>\$ 8,610,737</u>
Total Serial Bonds and Bond Anticipation Notes	<u>\$ 12,910,202</u>	<u>\$ 67,645</u>	<u>\$ 1,207,748</u>	<u>\$ 266,676</u>	<u>\$ 11,702,454</u>

*May 2016 BAN amounts represent current short-term borrowing.
There is no estimate made of additional need for borrowing, for these or other projects.

Statement of Community College
Authorized and Unborrowed Debt
For Community College projects open as of May 24, 2016

Serial Bonds and Bond Anticipation Notes

	Authorizing Resolution	Total Debt Authorized	Debt Unborrowed
Science Building	08-744, 11-543	\$ 21,942,696	\$ 882,315
Hazardous Materials	10-592	515,000	920
Electrical Infrastructure	11-549	500,000	137,082
Sidewalks, Roadways & Other Parking Lots	12-568	500,000	309,195
HVAC & Roof Critical Replacements	13-570	500,000	15,706
Master Plan Update	13-570	300,000	13,354
Music Suite Renovations	13-569	500,000	490,000
Downtown Campus Phase I	14-558	6,175,000	5,841,558
Electrical Infrastructure II	14-558	350,000	175,000
Simulated Clean Room and Equipment	14-558	2,813,000	2,663,000
Downtown Campus Phase II	15-403	8,675,000	8,500,000
Core Building Rehab Phase I	*	7,300,000	7,300,000
Demolish Building	*	300,000	300,000
		<u>\$ 50,370,696</u>	<u>\$ 26,628,130</u>

* Pending legislative approval.

Community College Authorized Capital Projects
Open as of May 24, 2016

	CIP Year	Total Appropriations	Available Appropriations as of 05/24/16
Energy Management Improvements		207,000	30,803
Science Building		21,942,696	1,008,336
Direct Digital Control		465,000	5,080
Hazardous Materials		515,000	3,280
Electrical Infrastructure		500,000	248,065
HVAC Upgrades/Replacement		700,000	19,087
BCC Flood Recovery & Improvements		1,500,000	2,187
Sidewalk, Roadways & Parks		500,000	318,390
Student Center Improvements		610,000	1,535
Music Suite Renovations		500,000	500,000
HVAC & Roof Critical Replacements		500,000	26,738
Downtown Campus Phase I		6,175,000	5,843,784
Electrical Infrastructure II		350,000	350,000
Simulated Clean Room and Equipment		2,813,000	2,813,000
Downtown Campus Phase II		8,675,000	8,675,000
Core Building Rehab Phase I		7,300,000	7,300,000
Demolish Building		300,000	300,000
Total		<u>\$ 53,552,696</u>	<u>\$ 27,445,285</u>

This page is intentionally left blank

Supplementary Information

<u>Department/Division</u>	<u>Page</u>	<u>Department/Division</u>	<u>Page</u>
Personnel Changes	504	County Fees	
Personnel Summary	506	Arena	525
Financial Summaries	509	Forum	526
Historical Tax Levy/Rate	518	Parks	527
Property Tax Levy By Municipality	520	En-Joie Golf	528
Property Tax Exemption Summary	522	Tax Collection	529
		County Clerk	530
		Motor Vehicles	532
		Health Department	533
		Landfill Tip Fee	535
		Office For Aging	536
		Planning (Mapping & Data)	537
		Sheriff	541
		Weights & Measures	542
		Miscellaneous	543
		Greater Binghamton Airport	
		Willow Point Nursing Home	
		Dog Shelter	
		Taxicab Fees	
		Civil Service Exam	
		Legislature	
		Real Property	
		911 Emergency Services	
		Public Transportation	
		Public Defender	
		Library	

Personnel Changes

2017 Recommended Personnel Changes

No.	Department	Dept Code	Account	No.	Title	Grade Union	Action	Reason	Savings
1	County Clerk	04030001	6001000	1	Records Management Officer	18 Admin	Upgrade from Senior Records Clerk 9 CSEA	Reorganization	(6,653)
2	County Road	29010205	6001000	1	Management Associate	AFSCME	Abolish	Efficiencies	-
3	County Road	29010205	6001000	1	Laborer	AFSCME	Abolish	Efficiencies	-
4	County Road Machinery	30020105	6001000	1	Equipment Mechanic II	AFSCME	Abolish	Efficiencies	-
5	District Attorney	06000001	6001000	1	Deputy District Attorney	AT-4	Upgraded from Senior Assistant DA AT-3	Efficiencies	(9,848)
6	District Attorney	06000001	6001000	1	Secretary to the DA	14 Admin	Downgrade from Paralegal 15 Admin	Efficiencies	24,047
7	DSS Law	11020001	6001000	1	Secretary	14 Admin	Upgrade from Keyboard Specialist 9 Admin	Efficiencies	(3,219)
8	Elections	0700001	6001001	2	Marketing Coordinator	22 Admin	Abolish	Savings/Efficiencies	79,161
9	Emergency Services	20010003	6001000	1	Emergency Services Dispatcher II	14 CSEA	Reestablish funding	Efficiencies	(51,943)
10	Emergency Services	20010003	6001000	1	Communications Supervisor	24 Admin	Transferred from 20020003 OES E-911	Efficiencies	(103,689)
11	Health	25060004	6001000	1	Secretary	13 CSEA	Abolish	Efficiencies	-
12	Health	25020004	6001000	1	Senior Account Clerk Typist	9 CSEA	Abolish	Efficiencies	-
13	Health	25020004	6001000	1	Clerk	6 CSEA	Abolish	Efficiencies	-
14	Health	25010004	6001001	1	Assistant County Attorney Part Time	AT-1	Create	Efficiencies	28,655
15	Information Technology	10020001	6001000	1	IT Contract Coordinator	13 CSEA	Upgrade from Senior Account Clerk(40) 9 CSEA	Reorganization	13,761
16	Information Technology	10020001	6001000	1	Business Analyst	25 BAPA	Upgrade from Comp Prog Analyst 23 BAPA	Reorganization	(6,169)
17	Information Technology	10020001	6001000	1	Computer Hardware Tech (40)	16 CSEA	Abolish	Efficiencies	-
18	Legislature	12010002	6001000	1	Second Deputy Clerk of the County Legislature(40)	15 Admin	Upgrade from 14 Admin	Efficiencies	1,525
19	Legislature	12010002	6001000	1	Deputy Clerk of the County Legislature(40)	19 Admin	Upgrade from 18 Admin	Efficiencies	(790)
20	Legislature	12020002	6001000	1	Legislative Assistant	23 Admin	Upgrade from 22 Admin	Efficiencies	(3,936)
21	Library	40000008	6001001	1	Senior Account Clerk Part Time	9 CSEA	Abolish	Efficiencies	17,413
22	Office for the Aging	34010006	6001000	1	Keyboard Specialist	8 CSEA	Unfund	Reorganization	-
23	OMB	45010001	6001000	1	Principal Account Clerk	13 CSEA	Reestablish funding	Efficiencies	(49,848)
24	OMB	45010001	6001000	1	Principal Account Clerk	13 CSEA	Transfer from 15010001 DPW Administration	Reorganization	-
25	OMB	45010001	6001000	1	Payroll Supervisor	18 BAPA	Upgrade from 19 CSEA	Efficiencies	(1,200)
26	Probation	21010003	6001000	1	Probation Supervisor	21 BAPA	Create	Efficiencies	(78,284)
27	Public Transportation	31010105	6001000	1	Director of Transit Administration	B Admin	Upgrade from Dir of Tr Admin 23 Admin	Efficiencies	(6,169)
28	Public Transportation	31010105	6001001	1	Senior Account Clerk Part Time	9 CSEA	Abolish	Efficiencies	16,176
29	Public Works B&G	15020101	6001000	1	HVAC Systems Technician III	AFSCME	Abolish	Efficiencies	-
31	Security	22000203	6001000	2	Security Officer II	12 CSEA	Abolish	Efficiencies	-
32	Sheriff	23010003	6001000	1	Corrections Sergeant	AFSCME	Create	Efficiencies	(70,102)
33	Sheriff	23010003	6001000	3	Corrections Lieutenant	AFSCME	Create	Efficiencies	(234,963)
34	Social Services	35030006	6001000	1	Human Services Coordinator II	20 CSEA	Upgraded from Office Manager 16 BAPA	Efficiencies	(1,953)
35	Social Services	35050006	6001000	2	Senior Caseworker	18 CSEA	Create	Efficiencies	(38,145)
36	Social Services	35050006	6001000	2	Caseworker/Trainee	16/14 CSEA	Create	Efficiencies	(27,111)
37	Solid Waste Management	38040007	6001000	1	Motor Equipment Operator III	AFSCME	Unfund	Efficiencies	-
38	Stop DWI	24010003	6001000	1	Stop-DWI Coordinator	22 Admin	Unfund	Efficiencies	76,619
39	Veterans Services	36000006	6001001	1	Veterans Service Assistant Part Time	11 CSEA	Create	Efficiencies	(17,384)
40	Veterans Services	36000006	6001000	1	Veterans Director	25 Admin	Upgrade from Veterans Director 24 Admin	Efficiencies	(4,537)
41	Willow Point Nursing Home	27010104	6001000	1	Personnel Coordinator/Corporate Compliance (40)	20 Admin	Upgrade from 19 Admin	Efficiencies	(3,108)
42	Willow Point Nursing Home	27030404	6001001	1	Maintenance Worker Part Time	7 CSEA	Downgrade Maint Mech Part Time 10 CSEA	Efficiencies	2,218
43	Willow Point Nursing Home	27060304	6001000	3	Certified Nursing Assistant/Nursing Assistant Trainee	6 CSEA	Unfund	Savings/Efficiencies	121,092
44	Willow Point Nursing Home	27060304	6001001	4	Certified Nursing Assistant/Nursing Assistant Trainee PT	6 CSEA	Unfund	Savings/Efficiencies	82,916
45	Willow Point Nursing Home	27070304	6001000	1	Director of NH Social Services	21 BAPA	Upgrade from Snr Soc Worker Assist 16 CSEA	Reorganization	(10,834)
46	Willow Point Nursing Home	27030404	6001000	2	Custodial Worker	6 CSEA	Transfer from 27030204 Hsekeeping to Plant	Reorganization	400
<u>(265,902)</u>									

Personnel Summary

Summary of Authorized Positions by Department
Full-time and Part-time

2015 Actuals		Current Through 7/5/2016		2017 Requested		2017 Recommended	
Full-time	Part-time	Full-time	Part-time	Full-time	Part-time	Full-time	Part-time

General Fund

Legislature	4	15	4	15	4	15	4	15
County Executive	7	0	7	0	7	0	7	0
County Clerk	26	6	25	7	25	7	25	7
District Attorney	30	0	30	1	33	1	30	1
Audit and Control	9	1	9	1	9	1	9	1
Coroners	0	4	0	4	0	4	0	4
Elections	6	6	6	6	6	4	6	4
Office of Management and Budget	14	0	14	0	15	0	15	0
Information Technology	32	2	31	2	30	2	30	2
Law(County Attorney)	21	0	21	0	21	0	21	0
Personnel	11	1	10	1	10	1	10	1
Public Defender	21	0	21	0	21	1	21	0
Public Works(including Security)	96	0	96	0	92	0	92	0
Purchasing	3	0	3	0	3	0	3	0
Real Property Tax Services	10	0	10	0	11	0	10	0
Sheriff	232	2	245	2	254	3	249	2
Emergency Services	49	1	50	1	50	1	50	1
Probation	43	0	43	0	45	0	44	0
STOP DWI	2	0	2	0	2	0	2	0
Health	49	19	48	20	45	21	45	21
Mental Health	6	1	4	0	4	0	4	0
Office for the Aging	5	2	6	2	6	2	6	2
Social Services	276	3	277	3	281	3	281	3
Veterans; Services	2	0	2	1	2	2	2	2
Planning and Economic Development	8	0	9	0	9	0	9	0
Parks, Recreation and Youth Services	19	0	19	0	19	0	19	0
General Fund Total	981	63	992	66	1004	68	994	66

Summary of Authorized Positions by Department
Full-time and Part-time

	2015 Actuals		Current Through 7/5/2016		2017 Requested		2017 Recommended	
	Full-time	Part-time	Full-time	Part-time	Full-time	Part-time	Full-time	Part-time
<u>Enterprise Fund Type</u>								
Aviation	20	2	20	2	20	2	20	2
Public Transportation(Transit)	69	25	69	26	69	25	69	25
Solid Waste Management	21	0	22	0	22	0	22	0
Willow Point Nursing Home	299	102	269	101	269	101	269	101
Enterprise Fund Type Total	409	129	380	129	380	128	380	128
<u>Internal Service Fund Type</u>								
Central Food and Nutrition Services	22	19	2	0	2	0	2	0
Fleet Management	4	0	3	0	3	0	3	0
Risk & Insurance	6	0	6	0	6	0	6	0
Internal Services Fund Type Total	32	19	11	0	11	0	11	0
<u>Special Revenue Fund Type</u>								
Library	15	10	14	11	14	10	14	10
County Highway	72	0	72	0	69	0	69	0
Floyd L. Maines Veterans' Memorial Arena	5	2	5	2	5	2	5	2
Enjoie Golf Course	2	0	3	0	3	0	3	0
Special Revenue Fund Type Total	94	12	94	13	91	12	91	12
Total Positions - Full-time Part-time by Year	1,516	223	1,477	208	1,486	208	1,476	206
Total Positions by Year	<u>1,739</u>		<u>1,685</u>		<u>1,694</u>		<u>1,682</u>	

Financial Summaries

Broome County Government

Appropriation by Character

Report: BP060

Type: EXPENSE

Budget Yr: 2017

Character	Character Title	2015 Actuals	2016 Budget	2016 Actuals as of 8/29/2016	2017 Budget Requested	2017 Budget Recommended
0000010	Personnel Service	80,857,809	78,104,538	35,709,238	81,462,136	80,828,828
0000020	Equipment and Capital Outlay	147,600	350,029	245,604	852,290	852,290
0000040	Contractual Expenditures	293,761,739	205,057,780	96,194,691	203,534,304	203,323,856
0000041	Chargeback Expenses	14,498,360	14,549,273	2,890,205	15,295,539	15,255,506
0000042	Depreciation	9,872,146	0	4,184	0	0
0000060	Principal on Indebtedness	8,587,539	15,823,134	10,380,420	14,129,401	14,129,401
0000070	Interest on Indebtedness	3,421,869	4,224,772	2,492,895	4,064,735	4,064,735
0000080	Employee Benefits	48,353,318	49,690,347	22,829,582	49,624,196	49,420,762
0000090	Transfers	14,934,371	15,189,404	14,489,588	15,058,034	15,302,078
Grand Totals		474,434,751	382,989,277	185,236,407	384,020,635	383,177,456

Broome County Government

Revenue by Character

Report: BP160

Type: REVENUE

Budget Yr: 2017

Character	Character Title	2015 Actuals	2016 Budget	2016 Actuals as of 8/29/2016	2017 Budget Requested	2017 Budget Recommended
0000001	Tax Items	198,002,719	159,040,163	103,164,007	159,110,308	159,110,308
0000002	Departmental Income	107,938,412	109,454,352	47,743,864	110,521,377	110,462,506
0000003	Use of Money	709,305	558,076	186,961	558,331	558,331
0000004	Llenses and Permits	125,212	124,200	71,396	151,650	151,650
0000005	Fines and Forfeitures	317,131	345,000	95,851	268,000	268,000
0000006	Sale of Prop and Comp for Loss	282,393	276,120	43,015	123,200	123,200
0000007	Misc Interfund Revenues	20,801,037	23,256,186	16,438,496	22,440,733	22,513,733
0000008	State Aid	33,688,005	31,366,116	15,006,575	34,525,881	34,525,881
0000009	Federal Aid	112,966,188	51,752,054	20,830,664	52,261,304	52,152,089
Grand Totals		474,830,402	376,172,267	203,580,829	379,960,784	379,865,698

Report ID: BCBP064
Budget Yr: 2017

Broome County Government
APPROPRIATION SUMMARY BY DEPARTMENT

DEPARTMENT	DEPARTMENT TITLE	2015	2016	2016	2017	2017
		ACTUALS	BUDGET	YTD ACTUALS AS OF 08/29/2016	BUDGET REQUESTED	BUDGET RECOMMENDED
01	Audit and Control	3,657,580	3,248,759	1,613,720	3,272,113	3,272,113
02	Central Foods	4,526,265	4,553,484	1,636,306	5,352,933	5,312,900
03	Coroners	587,121	473,719	180,468	512,271	512,271
04	County Clerk	2,063,463	2,071,517	932,738	2,116,121	2,116,121
05	County Executive	675,488	688,941	312,472	672,853	672,853
06	District Attorney	3,077,516	3,197,143	1,478,772	3,607,305	3,607,128
07	Elections	1,070,698	1,565,981	615,651	1,199,298	1,199,298
09	Fleet Management	974,612	1,317,824	286,842	1,300,740	1,300,740
10	Information Technology	5,471,003	6,539,377	3,577,011	6,792,451	6,792,451
11	Law	2,158,577	2,224,324	1,069,572	2,308,379	2,289,591
12	Legislative	684,357	705,032	327,392	722,405	722,405
13	Personnel	840,931	836,761	378,912	842,687	842,687
14	Public Defender	1,807,583	1,934,667	832,696	2,022,457	1,990,805
15	Public Works	7,377,545	7,319,928	3,213,586	7,159,015	7,159,015
16	Purchasing	307,553	306,252	137,416	304,561	304,561
17	Real Property Tax Services	1,020,521	966,495	447,021	1,046,092	998,824
18	Risk and Insurance	49,500,756	55,191,241	25,423,151	55,381,072	55,381,072
20	Emergency Services	4,594,045	4,778,432	2,107,715	5,165,516	4,994,922
21	Probation	3,868,133	4,003,558	1,747,258	3,964,080	3,949,879
22	Security	3,278,125	3,568,561	1,508,722	3,637,228	3,637,228
23	Sheriff	32,658,839	35,448,499	15,759,407	36,939,666	36,419,200
24	STOP DWI	453,340	372,455	111,025	279,300	279,300
25	Health	15,330,830	13,751,284	5,119,087	13,604,714	13,604,714
26	Mental Health	1,410,035	1,280,219	370,302	1,258,924	1,258,924
27	Willow Point	29,155,792	30,005,335	11,095,004	31,293,371	31,293,371
28	Aviation	8,202,407	4,009,141	1,413,787	4,063,536	4,063,536
29	Highway	9,688,749	10,346,537	6,722,558	10,234,707	10,234,707
30	Road Machinery	2,568,438	2,676,000	1,569,502	2,667,684	2,667,684
31	Public Transportation	12,982,828	12,228,669	4,947,594	11,942,673	11,942,673
33	Employment & Training	190,941	0	0	0	0
34	Office for Aging	1,785,223	1,694,016	1,198,654	1,736,016	1,736,016
35	Social Services	172,737,049	118,741,424	54,107,356	117,067,734	117,062,849
36	Veterans Services	439,468	424,155	246,299	518,500	518,500
37	Planning and Econ Development	827,014	811,973	306,615	814,358	814,358
38	Solid Waste Management	9,500,840	10,264,903	1,819,399	9,064,736	9,064,736
39	Arena	1,772,572	1,629,142	936,177	1,602,312	1,602,312
40	County Library	2,121,316	2,009,346	829,243	1,975,218	1,975,218
41	En Joie Golf Course	970,661	959,734	478,697	989,258	989,258
42	Forum	132,929	163,569	66,402	153,287	153,287
43	Parks and Recreation	2,444,153	2,720,373	1,120,203	2,661,157	2,661,157
45	Office of Management & Budget	43,873,922	1,100,410	482,520	1,213,529	1,213,529
46	Office of Energy Development	35,814	0	0	0	0
90	Special Objects	9,113,003	5,754,064	8,049,202	6,112,802	6,117,687
91	Debt Service (General Fund)	5,661,489	8,162,487	7,716,407	7,618,261	7,618,261
92	Interfund Transfers	12,835,227	12,943,546	12,943,546	12,829,315	12,829,315
		474,434,751	382,989,277	185,236,407	384,020,635	383,177,456

Report ID: BCBP164
 Budget Yr: 2017

Broome County Government
 REVENUE SUMMARY BY DEPARTMENT

DEPARTMENT	DEPARTMENT TITLE	2015	2016	2016	2017	2017
		ACTUALS	BUDGET	YTD ACTUALS AS OF 08/29/2016	BUDGET REQUESTED	BUDGET RECOMMENDED
01	Audit and Control	54,589	55,000	23,377	55,000	55,000
02	Central Foods	4,309,470	4,547,102	1,461,254	5,377,619	5,337,586
04	County Clerk	3,641,993	3,542,178	1,615,209	3,865,521	3,865,521
05	County Executive	2,993,620	1,701,420	31	1,575,422	1,575,422
06	District Attorney	267,756	263,189	105,226	211,689	211,689
07	Elections	430,446	511,567	511,588	511,567	511,567
09	Fleet Management	1,013,617	1,096,204	63,560	1,081,901	1,081,901
10	Information Technology	2,244,268	2,758,327	267,702	2,807,696	2,807,696
11	Law	1,206,852	1,407,738	269,077	1,352,616	1,333,828
12	Legislative	479	1,000	262	600	600
13	Personnel	95,075	115,497	6,925	90,373	90,373
14	Public Defender	15,226	35,800	24,810	21,850	21,850
15	Public Works	1,305,505	1,366,557	158,603	1,336,077	1,336,077
16	Purchasing	2,934	0	15	0	0
17	Real Property Tax Services	3,049,689	1,894,000	119,901	1,781,000	1,781,000
18	Risk and Insurance	52,975,767	52,450,406	25,914,436	52,784,046	52,784,046
20	Emergency Services	875,383	958,655	347,359	877,868	950,868
21	Probation	521,955	511,641	23,269	499,585	499,585
22	Security	2,636,036	2,661,122	810,959	2,733,799	2,733,799
23	Sheriff	1,673,510	1,342,670	421,139	1,166,965	1,057,750
24	STOP DWI	477,220	370,000	104,723	279,300	279,300
25	Health	10,086,662	6,882,137	3,236,091	6,860,062	6,860,062
26	Mental Health	366,679	265,705	94,455	282,170	282,170
27	Willow Point	25,397,770	29,910,739	10,116,256	31,675,431	31,675,431
28	Aviation	6,052,578	3,999,826	1,880,924	4,063,586	4,063,536
29	Highway	8,881,208	10,346,537	7,686,591	10,234,707	10,234,707
30	Road Machinery	2,772,098	2,660,859	2,624,107	2,667,684	2,667,684
31	Public Transportation	12,569,864	12,141,169	4,180,585	11,942,673	11,942,673
33	Employment & Training	456,805	0	208	0	0
34	Office for Aging	1,179,274	1,136,384	388,046	1,200,865	1,200,865
35	Social Services	111,499,939	56,072,293	26,105,531	56,226,122	56,226,122
36	Veterans Services	622,952	424,086	249,889	518,500	518,500
37	Planning and Econ Development	22,624	21,840	8,411	21,840	21,840
38	Solid Waste Management	11,770,229	10,187,954	4,079,022	9,153,405	9,153,405
39	Arena	1,676,924	1,627,104	1,109,436	1,602,312	1,602,312
40	County Library	2,302,268	1,997,090	1,550,287	1,975,218	1,975,218
41	En Joie Golf Course	1,035,226	958,808	410,274	997,950	997,950
42	Forum	102,553	163,347	114,179	153,287	153,287
43	Parks and Recreation	416,342	469,267	60,095	473,355	473,355
45	Office of Management & Budget	195,020,529	156,559,163	105,916,561	158,916,308	158,916,308
90	Special Objects	1,847,681	1,863,600	742,341	1,864,000	1,864,000
91	Debt Service (General Fund)	957,846	894,286	775,793	720,815	720,815
92	Interfund Transfers	961	0	2,322	0	0
		474,830,402	376,172,267	203,580,829	379,960,784	379,865,698

Broome County Government

Appropriation by Subfund

Report: BP042 Type: EXPENSE

Budget Yr : 2017

Subfund	Subfund Title	2015 Actuals	2016 Budget	2016 Actuals as of 8/29/2016	2017 Requested	2017 Recommended
1010	General Operating	342,278,574	247,797,921	128,078,147	248,152,395	247,349,249
2010	Aviation Operating	8,202,407	4,009,141	1,413,787	4,063,536	4,063,536
2020	SWM Operating	9,531,744	10,264,903	1,819,399	9,064,736	9,064,736
2040	Transit Operating	12,951,924	12,228,669	4,947,594	11,942,673	11,942,673
2050	WPNH Operating	29,155,792	30,005,335	11,095,004	31,293,371	31,293,371
2060	Central Kitchen Operating	4,526,265	4,553,484	1,636,306	5,352,933	5,312,900
2070	Fleet Operating	974,612	1,317,824	286,842	1,300,740	1,300,740
2080	Health Insurance Operating	45,303,525	49,319,729	23,357,068	49,445,237	49,445,237
2090	Self Insurance Operating	1,812,572	2,131,655	538,735	2,124,085	2,124,085
2100	Workers Comp Operating	2,277,673	3,739,857	1,527,348	3,811,750	3,811,750
2110	Unemployment Insurance Oper.	106,986	0	0	0	0
3110	Arena Operating	1,772,572	1,629,142	936,177	1,602,312	1,602,312
3120	County Road Operating	9,688,749	10,346,537	6,722,558	10,234,707	10,234,707
3130	Employment & Training Operatin	190,941	0	0	0	0
3140	EnJoie Operating	970,661	959,734	478,697	989,258	989,258
3150	Library Operating	2,121,316	2,009,346	829,243	1,975,218	1,975,218
3160	Road Machinery Operating	2,568,438	2,676,000	1,569,502	2,667,684	2,667,684
Grand Totals		474,434,751	382,989,277	185,236,407	384,020,635	383,177,456

Broome County Government

Revenue by Subfund

Report: BP142 Type: REVENUE

Budget Yr : 2017

Subfund	Subfund Title	2015 Actuals	2016 Budget	2016 Actuals as of 8/29/2016	2017 Requested	2017 Recommended
1010	General Operating	343,616,656	244,248,469	142,503,928	246,404,252	246,349,249
2010	Aviation Operating	6,052,578	3,999,826	1,880,924	4,063,586	4,063,536
2020	SWM Operating	11,770,151	10,187,954	4,078,983	9,153,405	9,153,405
2040	Transit Operating	12,569,864	12,141,169	4,180,585	11,942,673	11,942,673
2050	WPNH Operating	25,397,770	29,910,739	10,116,256	31,675,431	31,675,431
2060	Central Kitchen Operating	4,309,470	4,547,102	1,461,254	5,377,619	5,337,586
2070	Fleet Operating	1,013,617	1,096,204	63,560	1,081,901	1,081,901
2080	Health Insurance Operating	47,626,080	46,578,894	23,594,395	46,848,211	46,848,211
2090	Self Insurance Operating	1,639,117	2,131,655	604,836	2,124,085	2,124,085
2100	Workers Comp Operating	3,603,505	3,739,857	1,715,205	3,811,750	3,811,750
2110	Unemployment Insurance Oper.	107,065	0	0	0	0
3110	Arena Operating	1,676,924	1,627,104	1,109,436	1,602,312	1,602,312
3120	County Road Operating	8,881,208	10,346,537	7,686,591	10,234,707	10,234,707
3130	Employment & Training Operatin	456,805	0	208	0	0
3140	EnJoie Operating	1,035,226	958,808	410,274	997,950	997,950
3150	Library Operating	2,302,268	1,997,090	1,550,287	1,975,218	1,975,218
3160	Road Machinery Operating	2,772,098	2,660,859	2,624,107	2,667,684	2,667,684
Grand Totals		474,830,402	376,172,267	203,580,829	379,960,784	379,865,698

Report ID: BCBP070
Budget Yr: 2017

Broome County Government
APPROPRIATION SUMMARY BY FUNCTION

FUNCTION	FUNCTION TITLE	2015 ACTUALS	2016 BUDGET	2016 YTD ACTUALS AS OF 08/29/2016	2017 BUDGET REQUESTED	2017 BUDGET RECOMMENDED
00000001	General Government Function	129,516,717	94,111,426	42,883,311	95,813,159	95,675,241
00000002	Education Function	15,491,122	16,392,310	10,653,520	16,389,361	16,389,361
00000003	Public Safety Function	44,860,152	48,181,505	21,236,087	49,995,790	49,290,529
00000004	Health Function	38,147,200	36,612,880	13,396,846	37,807,184	37,807,184
00000005	Transportation Function	33,442,422	29,260,347	14,653,441	28,908,600	28,908,600
00000006	Economic Assistance and Opp	175,838,907	122,011,708	55,953,742	120,524,907	120,515,136
00000007	Home and Community Svcs	10,363,668	11,076,876	2,126,014	9,879,094	9,879,094
00000008	Culture and Community Services	7,907,294	7,947,827	3,630,618	7,803,935	7,794,935
00000099	Unallocated Function	18,867,269	17,394,398	20,702,828	16,898,605	16,917,376
		474,434,751	382,989,277	185,236,407	384,020,635	383,177,456

Report ID: BCBP170
 Budget Yr: 2017

Broome County Government
 REVENUE SUMMARY BY FUNCTION

FUNCTION	FUNCTION TITLE	2015 ACTUALS	2016 BUDGET	2016 YTD ACTUALS AS OF 08/29/2016	2017 BUDGET REQUESTED	2017 BUDGET RECOMMENDED
00000001	General Government Function	268,587,552	228,263,748	136,435,154	231,728,285	231,669,464
00000002	Education Function	5,405,326	4,803,604	2,358,254	4,916,542	4,916,542
00000003	Public Safety Function	6,184,104	5,844,088	1,707,449	5,557,517	5,521,302
00000004	Health Function	30,445,785	32,254,977	11,088,548	33,901,121	33,901,121
00000005	Transportation Function	30,275,748	29,148,391	16,372,207	28,908,650	28,908,600
00000006	Economic Assistance and Opp	114,913,562	58,797,763	27,212,459	59,110,487	59,110,487
00000007	Home and Community Svcs	11,792,853	10,209,794	4,087,433	9,175,245	9,175,245
00000008	Culture and Community Services	5,533,313	5,215,616	3,244,271	5,202,122	5,202,122
00000099	Unallocated Function	1,692,159	1,634,286	1,075,054	1,460,815	1,460,815
		474,830,402	376,172,267	203,580,829	379,960,784	379,865,698

Historical Tax Levy

HISTORICAL TAX LEVY / RATES

YEAR	COUNTY TAX LEVY	COUNTY TAXABLE ASSESSED VALUE	FULL VALUE	TAX RATE PER 1000	FULL VALUE TAX RATE
1983	14,383,543	496,064,929	2,977,959,026	28.995283	4.83000
1984	15,750,734	500,500,135	2,999,108,269	31.469990	5.25181
1985	16,741,000	507,362,527	3,111,190,865	32.996130	5.38090
1986	19,422,860	512,121,910	3,318,704,840	37.926243	5.85254
1987	22,103,593	525,258,814	3,523,940,038	42.081337	6.27241
1988	28,879,709	539,735,218	3,893,090,676	53.507177	7.41820
1989	30,317,677	554,862,377	4,209,937,950	54.639994	7.20145
1990	43,712,596	563,482,065	4,889,787,284	77.575843	8.93957
1991	43,755,573	566,072,704	5,521,813,003	77.300000	7.92413
1992	40,791,901	560,602,191	5,834,987,050	72.760000	6.99092
1993	40,791,901	561,953,086	7,174,960,391	72.589513	5.68531
1994	39,650,691	3,822,490,093	7,153,261,011	10.373000	5.54302
1995	43,576,188	3,778,396,235	6,728,670,219	11.532985	6.47620
1996	42,602,336	3,755,912,650	6,673,999,187	11.342739	6.38333
1997	41,140,835	3,693,525,069	6,625,071,798	11.138637	6.20987
1998	38,865,664	3,620,216,875	6,518,537,857	10.735728	5.96233
1999	37,745,365	3,604,640,914	5,739,871,863	10.582773	6.57599
2000	37,182,608	3,517,335,943	5,744,826,235	10.571242	6.47236
2001	36,777,199	3,519,624,466	5,928,970,906	10.449183	6.20296
2002	36,709,717	3,549,699,395	6,120,595,205	10.341641	5.99774
2003	46,764,650	3,578,389,676	6,623,303,776	13.068630	7.06062
2004	51,282,493	3,590,168,635	6,589,906,744	14.284146	7.78198
2005	51,263,059	3,619,869,899	6,881,481,919	14.161575	7.44942
2006	53,277,881	3,601,928,784	6,998,440,377	14.791487	7.61282
2007	55,301,343	3,623,898,760	7,388,569,323	15.260179	7.48472
2008	58,326,387	3,642,795,622	8,363,852,580	16.011435	6.81912
2009	60,340,186	3,676,914,823	9,256,213,918	16.410548	6.51888
2010	64,331,918	5,474,666,923	9,997,585,274	11.750837	6.43475
2011	67,918,995	5,485,197,941	10,001,025,665	12.382232	6.79120
2012	67,906,109	5,511,599,459	9,732,723,098	12.320581	6.97709
2013	67,906,109	5,549,707,486	9,374,314,876	12.235980	7.24385
2014	69,110,223	5,641,855,640	9,526,116,510	12.249555	7.25482
2015	70,833,114	5,639,939,495	9,527,423,490	12.559197	7.43466
2016	72,164,775	5,654,743,735	9,762,207,432	12.761812	7.39226
2017	72,717,173	5,692,729,030	9,621,215,341	12.773693	7.55800

Property Tax Levy by Municipality

BROOME COUNTY
2017 RECOMMENDED TAX LEVY BY MUNICIPALITY

MUNICIPALITY	2016 Equal RATE	COUNTY TAXABLE ADJUSTED DISTRIBUTED	2017 FULL VALUE	FULL VALUE AS PERCENT	COUNTY LEVY	COUNTY TAXABLE	2017 TAX RATE PER \$1000
CITY OF BINGHAMTON	86.00	1,227,138,910	\$1,426,905,709	14.830826%	\$10,784,557	1,227,096,960	\$8.788676
TOWN OF BARKER	100.00	140,502,823	\$140,502,823	1.460344%	\$1,061,921	140,495,273	\$7.558411
TOWN OF BINGHAMTON	68.30	219,889,919	\$321,947,173	3.346222%	\$2,433,278	219,885,519	\$11.066113
TOWN OF CHENANGO	70.00	484,621,309	\$692,316,156	7.195725%	\$5,232,528	484,593,859	\$10.797760
TOWN OF COLESVILLE	8.20	19,496,440	\$237,761,463	2.471221%	\$1,797,002	19,466,640	\$92.311873
TOWN OF CONKLIN	67.00	170,070,246	\$253,836,188	2.638297%	\$1,918,495	170,064,346	\$11.280995
TOWN OF DICKINSON	75.00	156,756,535	\$209,008,713	2.172373%	\$1,579,688	156,746,685	\$10.077968
TOWN OF FENTON	67.00	195,338,929	\$291,550,640	3.030289%	\$2,203,541	195,332,929	\$11.280950
TOWN OF KIRKWOOD	79.50	275,115,093	\$346,056,721	3.596809%	\$2,615,498	275,114,273	\$9.506951
TOWN OF LISLE	100.00	103,792,412	\$103,792,412	1.078787%	\$784,463	103,792,412	\$7.558000
TOWN OF MAINE	65.00	160,893,146	\$247,527,917	2.572730%	\$1,870,817	160,876,646	\$11.628891
TOWN OF NANTICOKE	58.00	41,014,205	\$70,714,147	0.734981%	\$534,458	41,012,705	\$13.031523
TOWN OF SANFORD	59.00	162,305,289	\$275,093,710	2.859241%	\$2,079,159	162,257,315	\$12.813962
TOWN OF TRIANGLE	100.00	134,278,253	\$134,278,253	1.395648%	\$1,014,875	134,276,753	\$7.558084
TOWN OF UNION	4.38	117,526,543	\$2,683,254,406	27.888934%	\$20,280,043	116,730,403	\$173.734027
TOWN OF VESTAL	100.00	1,836,147,882	\$1,836,147,882	19.084365%	\$13,877,611	1,836,123,882	\$7.558102
TOWN OF WINDSOR	71.00	248,869,930	\$350,521,028	3.643210%	\$2,649,239	248,862,430	\$10.645396
2017 TOTALS	59.18%	\$5,693,757,864	\$9,621,215,341	100.000000%	\$72,717,173	\$5,692,729,030	\$12.773693

Property Tax Exemption Summary

Broome County Property Tax Exemption Summary
Equalized Total Assessed Value
2016

Exemption		Total Equalized Value of Exemptions	Payment in Lieu of Taxes	Exemption		Total Equalized Value of Exemptions	Payment in Lieu of Taxes
Code	Exemption Name			Code	Exemption Name		
12100	NYS-Generally	968,351,022		41112	Vet Pro Rata Ful Value Assmt	55,418	
13100	County-Generally	175,767,148		41121	Alt Vet ex -War period non-combat	45,302,615	
13230	County Outside Limits-Specified Uses	239,302		41122	Alt Vet Ex-War Period Non-Combat	629,878	
13350	City-Generally	59,371,547		41131	Alt Vet Ex-War Period Non-Combat	55,080,611	
13440	City Outside-Limits - Sewer or Water	87,445,600		41132	Alt Vet Ex-War Period Combat	1,077,012	
13500	Town-Generally	53,450,495		41141	Alt Vet Ex-War Period-Disability	19,107,663	
13510	Town-Cemetary Land	137,318		41142	Alt Vet Ex-War Period-Disability	83,290	
13650	Village-Generally	46,730,797		41151	Cold War Veterans(10%)	724,492	
13740	Village Outside Limits- Sewer or Water	1,117,649		41152	Cold War Veterans(10%)	553,379	
13800	School District	480,365,474		41171	Cold war Veterans(Disabled)	123,379	
13850	BOCES	17,476,400		41172	Cold War Veterans(Disabled)	74,040	
13870	Spec Dist used for Purposes Estab	38,342,579		41300	Paraplegic Vets	1,264,048	
13890	Public Authority - Local	683,605		41400	Clergy	796,023	
14100	USA-Generally	7,773,651		41700	Agricultural Building	938,607	
14110	USA-Specified Uses	21,400,844		41720	Agricultural District	28,208,317	
17650	Facilities Development Corp	653,200		41730	Agric Land=Indiv Not in Ag District	2,424,711	
18020	Municipal Industrial Dev Agency	261,755,415	1,044,550	41800	Persons Age 65 or Over	41,828,022	
18060	Urban Ren Owner -Mun Urb Ren Agency	3,006,047		41801	Persons Age 65 or Over	11,115,173	
18080	Mun Hsg Auth-Federal/Mun Aided	20,979,535		41802	Persons Age 65 or Over	67,170,482	
21600	Res of Clergy-Relig Corp Owner	7,500,515		41805	Persons Age 65 or Over	7,126,724	
25110	NonProfit Corp-Relig(Const Prot)	334,581,793		41822	Living Quarters for Parents and Grand	130,149	
25120	NonProfit Corp-Educl(Const Prot)	26,566,155		41930	Disabilities and Limited Incomes	1,663,413	
25130	NonProfit Corp-Char(Const Prot)	36,472,994		41931	Disabilities and Limited Incomes	957,267	
25210	NonProfit Corp-Hospital	185,906,293		41932	Disabilities and Limited Incomes	5,943,888	
25220	NonProfit Corp-Cemetary	228		41935	Disabilities and Limited Incomes	299,398	
25230	NonProfit Corp-Moral/Mental Imp	14,491,533		42100	Silos Manure Storage Tanks	35,211	
25300	NonProfit Corp-Specified Uses	207,956,558		42120	Temporary Greenhouses	201,055	
25400	Fraternal Organization	394,086		44210	Home Improvements	889,521	
25600	Non Profit Health Maintenance Org	4,856,061		44211	Home Improvements	85,418	
26050	Agricultural Society	8,986,529		47460	Forest Land Certified After 8/74	7,573,797	
26100	Veterans Organization	6,886,922		47610	Business Investment Property Post 8/5	56,497	
26250	Historical Society	203,055		47670	Property Improvement on Empire Zone	20,399,257	
26400	Inc Volunteer Fire Co or Dept	19,341,813		47900	Fair Pollution Control Facility	1,940,639	
27200	Railroad Wholly Exempt	619		49500	Solar or Wind Energy System	260,192	
27350	Privately Owned Cemetary Land	24,667,592		50000	System Code	40,713,658	
28550	Not for Profit Hous-Co-Sr Cits Ctr	2,272,221		50002	System Code	200	
29150	Opera House	1,030,106					
29300	Hosp Corp for Benefit of City	72,395,349					
32252	NYS Owned Reforestation Land	7,417,465					
32301	NYS Land Taxable for School Only	645,283					
41001	Veterans Exemption Incr/Decr in	12,090,563					
41101	Vets Ex Based on Eligible Funds	17,966,929					
				Total Exemptions Exclusive of System Exemptions:		3,562,797,876	
				Total System Exemptions:		40,713,858	
				Total:		3,603,511,734	

Consolidated County Fees

2017 Broome County Forum

Rental Rates		Non-Profit Rates	
Day 1	\$ 1,500	First show of day	\$ 1,000
Day 2	\$ 1,300	Second show of day	\$ 500
Day 3+	\$ 1,000 additional per day	All other fees apply	
2 shows in a day	\$ 700 additional		
Rehearsal day	\$ 250 5 hours		
	\$ 75 per hour over 5		
10 or more performances will have the fee for second show of day waived			
Reduced Weekday (Monday through Thursday)		Contractual Expenses	
Day 1	\$ 1,500	Local I.A.T.S.E. #54	Building setups show move-in/move out show setup performances
Day 2	\$ 1,000	Police	\$ 30 per hour
Day 3+	\$ 700	T-Shirt Security (officer)	\$ 22 per hour
More than 3 day show	\$ 700 additional per day	T-Shirt Security (Supervisor)	\$ 30 per hour
User Fees		Concessions	Food Consultants Inc. American Food & Vending
Spotlights (Lycian 1279)	\$ 125 Each, per show	Event Staff	\$ 12.00 per hour
Internet	\$ 125 per day	Event Staff Supervisor	\$ 14.50 per hour
Phone Lines	\$ 50 per line, per day	Parking Permit	\$30 plus legal ad
Tables	\$ 5 per table, per event		
Pipe & Drape	\$ 3 per linear foot		
Contract/Legal Fee	\$ 100		
Box Office Fees			
Box Office Usage	\$ 300 per run max		
Day of show sellers	\$ 75 per seller		
Ticket Master Charges			
Box Office	\$ 0.08 per ticket		
Remotes	\$ 0.15 per ticket		
Phone	3.25% subject to inter-bank rate changes		
Box Office Window	4% subject to inter-bank rate changes		

2017 Parks and Recreation Fees

<u>Camping</u>	<u>Greenwood</u>		
Non-electric	\$20		
Electric	\$25		
Reservation Fee (1 time per site/per stay)	\$5		
Seasonal Rate (Memorial Day-Labor Day), Limit 5 sites/season	\$1,900		
<u>Shelters</u>			
Weekdays	\$30.00		
Weekends/Holidays	\$90.00		
<u>Boat Rentals</u>	<u>Deposit</u>	<u>Hourly</u> <u>Rate</u>	<u>Daily</u> <u>Rate</u>
Canoes, Rowboats	\$10	\$5	\$20
Paddleboats, Kayaks	\$10	\$8	N/A
Sailboats	\$10	\$8	\$30
Senior Citizen & Veteran Discount Rowboats (62 yrs +, Mon-Fri, no holidays)	\$5	\$3	\$10
<u>Cross Country Skiing</u>			
Rental per hour (skis & snowshoes)	\$5		
Trail fee per day (non-renters)	\$5		
Season pass	\$35		
<u>Ground Rentals</u>			
Softball/Baseball/Soccer	\$15		
Volleyball	\$10		

En-Joie Golf Fees
2017

Membership

Adult Membership		\$ 1,550
Husband and Wife		\$ 2,200
Seniors – over 62		\$ 1,400
Seniors: Husband/Wife over 62		\$ 1,950
Intermediate (19-24)		\$ 1,100
Junior (under 18)		\$ 575

Daily Fee

Adult	Monday thru Thursday	\$ 35
Adult	Monday thru Thursday w/cart	\$ 49
Senior	Monday thru Thursday	\$ 31
Senior	Monday thru Thursday w/cart	\$ 45
Junior	Monday thru Thursday	\$ 28
Junior	Monday thru Thursday w/cart	\$ 42
Twilight Rate	Monday-Friday after 4:00 pm	\$ 40

Weekend

Adult	Friday with cart	\$ 57
Adult	Sat, Sun & Holiday with cart	\$ 65
Senior	Friday with cart	\$ 53
Senior	Sat, Sun & Holiday with cart	\$ 65
Junior	Friday with cart*	\$ 45
Junior	Sat, Sun & Holiday with cart*	\$ 48
Twilight Rate	Sat, Sun & Holidays after 3:00 pm	\$ 45

*Drivers License Required

Miscellaneous

Cart per person – daily	\$ 15
-------------------------	-------

Tee Time may be made seven (7) days in advance.

Riding carts mandatory Friday, Saturday, Sunday and Holidays until 12:00 pm. (noon)

Frequent Play Cards 8 (eight) rounds

Weekdays cart NOT included	\$ 245
Weekends	\$ 450

Seniors - Weekends	\$ 450
--------------------	--------

Seniors - Weekdays cart NOT included	\$ 220
--------------------------------------	--------

Locker Fee	\$ 50
------------	-------

Club Storage	\$ 50
--------------	-------

Handicaps	\$ 25
-----------	-------

Pre-paid discount Cart Cards will be made available to Members at a reduced rate!

9 hole rates available

2017 Office of Management & Budget

Town & County Unpaid Taxes

<u>Property Taxes-Town and County</u>	Interest	1% per month	February 1 and later
	Handling Charge	\$1.00 each tax parcel unpaid at town collector	April
	Late Charge	5% of original tax unpaid at town collector	April
	Advertising Fee	\$7.00 each tax parcel published as unpaid	August
	Title Search Fee	\$150 each tax parcel researched for foreclosure	November
	Redemption Fee	\$1 each parcel filed as in the foreclosure action	November
<u>Property Taxes-Town and County-School Tax Relevy</u>	Relevy Fee	7% of original tax and school district late fee	
<u>Property Taxes-Town and County-Village Tax Relevy</u>	Relevy Fee	7% of original tax and school district late fee	
	Handling Charge	\$1.00 each tax parcel unpaid at village collector	
<u>Tax Search Certificates</u>		\$20	

2017 Common Department of Motor Vehicles Fees

Civil Penalty Fees* (AKA - Insurance Lapse)	
First 30 days	\$8 per day
31 - 60 days	\$10/day + \$240
61 - 90 days	\$12/day + \$540
License/Permit/ID Fees*	
Original Licenses/Permits Fees*	\$ 64.25/\$120
License Renewal (CDL)**	\$ 164.50
License Renewal (Class D, DJ)**	\$ 64.50
License Renewal (Class A, B or C)**	\$ 164.50/\$180.50
License Renewal (Class E)**	\$ 112.50/\$128.50
License Renewal (Class EM)	\$ 120.50
License Renewal (Class M, MJ, DM or DJMJ)*	\$ 72.50/\$88.50
Non Driver ID (4 year/8 year)	\$ 9/\$13
Non Driver ID (10 yr-62 or older or SSI Recip.)	\$ 6.50
Other	
In-Transit Permit Fees	\$ 12.50
Plate (General)	\$ 25
Registration (Boats - based on size)	\$ 22.50/\$93.75
Registration (ATV)***	\$ 12.50
Registration (Snowmobile)***	\$ 100
Registration (Trailer)	Based on weight
Title	\$ 50
Plate Surrender (Co. Fee)	\$ 1
*See www.NYS DMV.com public website for more details.	
**If also Class DM, e.g., add \$8 to renewal fee	
***Fees vary based on membership in trail	

Registration Fees for Passenger Vehicles (On and after September 1, 2009)					
Weight of Vehicle (lbs.)	2-year Fee	Weight of Vehicle (lbs.)	2-year Fee	Weight of Vehicle (lbs.)	2-year Fee
0000 - 1650	\$ 26	3551 - 3650	\$ 59	5551 - 5650	\$ 107.50
1651 - 1750	\$ 27.50	3651 - 3750	\$ 61.50	5651 - 5750	\$ 110
1751 - 1850	\$ 29	3751 - 3850	\$ 64	5751 - 5850	\$ 112.50
1851 - 1950	\$ 31	3851 - 3950	\$ 66.50	5851 - 5950	\$ 115
1951 - 2050	\$ 32.50	3951 - 4050	\$ 69	5951 - 6050	\$ 117
2051 - 2150	\$ 34	4051 - 4150	\$ 71	6051 - 6150	\$ 119.50
2151 - 2250	\$ 35.50	4151 - 4250	\$ 73.50	6151 - 6250	\$ 122
2251 - 2350	\$ 37.50	4251 - 4350	\$ 76	6251 - 6350	\$ 124.50
2351 - 2450	\$ 39	4351 - 4450	\$ 78.50	6351 - 6450	\$ 127
2451 - 2550	\$ 40.50	4451 - 4550	\$ 81	6451 - 6550	\$ 129.50
2551 - 2650	\$ 42	4551 - 4650	\$ 83.50	6551 - 6650	\$ 131.50
2651 - 2750	\$ 43.50	4651 - 4750	\$ 85.50	6651 - 6750	\$ 134
2751 - 2850	\$ 45.50	4751 - 4850	\$ 88	6751 - 6850	\$ 136.50
2851 - 2950	\$ 47	4851 - 4950	\$ 90.50	6851 - 6950	\$ 139
2951 - 3050	\$ 48.50	4951 - 5050	\$ 93	6951 or more	\$ 140
3051 - 3150	\$ 50	5051 - 5150	\$ 95.50		
3151 - 3250	\$ 52	5151 - 5250	\$ 98		
3251 - 3350	\$ 53.50	5251 - 5350	\$ 100.50		
3351 - 3450	\$ 55	5351 - 5450	\$ 102.50		
3451 - 3550	\$ 56.50	5451 - 5550	\$ 105		

*Fees based on gross weight (Annual = \$.81/100 lbs)

Vehicle Use Taxes for Passenger Vehicles for All Original Registrations and Renewals

Broome - For passenger vehicles that weigh 3500 lbs
\$10 for two years (\$5/year)

For passenger vehicles that weigh 3501 or more
\$20 for two years (\$10/year)

Registration Fees for Commercial Vehicles*			
Weight of Vehicle (lbs.)	2-year Fee	Weight of Vehicle (lbs.)	2-year Fee
000 - 500	\$ 7	9,001 - 9,500	\$ 137
501 - 1,000	\$ 14.50	9,501 - 10,000	\$ 144
1,001 - 1,500	\$ 21.50	10,001 - 10,500	\$ 151
1,501 - 2,000	\$ 29	10,501 - 11,000	\$ 158.50
2,001 - 2,500	\$ 36	11,001 - 11,500	\$ 165.50
2,501 - 3,000	\$ 43	11,501 - 12,000	\$ 173
3,001 - 3,500	\$ 50.50	12,001 - 12,500	\$ 180
3,501 - 4,000	\$ 57.50	12,501 - 13,000	\$ 187
4,001 - 4,500	\$ 65	13,001 - 13,500	\$ 194.50
4,501 - 5,000	\$ 72	13,501 - 14,000	\$ 201.50
5,001 - 5,500	\$ 79	14,001 - 14,500	\$ 209
5,501 - 6,000	\$ 86.50	14,501 - 15,000	\$ 216
6,001 - 6,500	\$ 93.50	15,001 - 15,500	\$ 223
6,501 - 7,000	\$ 101	15,501 - 16,000	\$ 230.50
7,001 - 7,500	\$ 108	16,001 - 16,500	\$ 237.50
7,501 - 8,000	\$ 115	16,501 - 17,000	\$ 245
8,001 - 8,500	\$ 122.50	17,001 - 17,500	\$ 252
8,501 - 9,000	\$ 129.50	17,501 - 18,000	\$ 259

* Based on gross weight (Annual = \$3.60/500 lbs)

Vehicle Use Taxes for Commercial Vehicles for All Original Registrations and Renewals

Broome - \$20 for two years (\$10/year)

Maternal Child Health and Development Division
2017 Fee Schedule

		Fee	
Medication Administration Training	Classroom Full Day Training	\$ 100	
	Independent Study	\$ 70	
Licensed Home Care Services Agency	Prenatal Home visit	\$ 80	
	Postpartum/Newborn Home visit	\$ 80	
	Health Guidance/Lead	\$ 80	
	Pediatric Home visit	\$ 80	
Clinic Division 2017 Fee Schedule			
Service	Fee	Service	Fee
		<u>Additional Charges (if not part of physical exam)</u>	
Initial Pre-Employment Physical Examination	\$ 160	Urinalysis Dip	\$ 5
TB MD Initial Visit	\$ 110	Vision Screen	\$ 10
STD Screen	\$ 110	Hearing Screen	\$ 30
Initial Pre-Employment Physical Examination	\$ 105	Pulmonary Function Test with Interpretation	\$ 50
TB Repeat MD Visit	\$ 50	Mantoux Test	\$ 10
EKG Evaluation	\$ 50	Mantoux Assessment	\$ 10
HIV Post-Test Counseling - Positive or Reactive	\$ 50	Flu Vaccine	\$ 18.16
Limited Visit	\$ 75	MMR	\$ 65
TB Medication Refills (Nurse/Directly Observed Therapy)	\$ 50	Td	\$ 26
Education and Counseling	\$ 35	Tdap	\$ 37
HIV Counseling	\$ 35	Pneumovax	\$ 77.85
HIV Rapid Test	\$ 35	Hepatitis A	\$ 35
Lead Screening	\$ 25	Hepatitis B	\$ 40
Health Assessment (Employee Health)	\$ 25	Hepatitis A&B	\$ 59
STD Screen New	\$ 110	HPV	\$ 135
STD Screen Established	\$ 110	Varicella	\$ 110
STD Screen Partial-New	\$ 50	Meningococcal Vaccine	\$ 118
STD Screen Partial-Established	\$ 50	Rabies	\$ 270
Followup	\$ 50	Venipuncture	\$ 10
LE (abn pap fu > 3 mos)	\$ 75		
TCAAPENIS	\$ 130	<u>Vaccine Administration</u>	
TCAAVULVA	\$ 130	Single Dose (VFC)	\$ 17
TCAAVAGINA	\$ 115	Single Dose (Non VFC)	\$ 25
TCAANAL	\$ 240	Additional dose (Non VFC)	\$ 15
TCAAOTHER	\$ 110	Mass Flu	\$ 25
ED/Other Counseling(new or established)	\$ 35		
Pre Counseling (new or established)	\$ 35	<u>NYS Cancer Services Program</u>	
Post Counseling (new) brief	\$ 35	Clinical Breast Exam	\$ 42.24
Post Counseling (established) brief	\$ 35	Pelvic Exam with Pap Test	\$ 42.24
Post counseling (new or established) limited	\$ 50		
Hepatitis C Antibody Testing	\$ 35		
MINVE minimal visit	\$ 25		

Sliding fee scale for all patients, except travel and out-of-county, which are full fee. Rates are based on Medicare Physician Fee Schedule.

Vaccines that are not state supplied are charged at full cost of vaccine and may be subject to change.

Vaccine and administration rates are determined based on actual costs, Medicare and provider rates and may be subject to change.

Laboratory costs are based on contracted services and laboratory costs may change with contract renewals.

Cancer Services Program fees are what the program pays the provider - the patient is not charged.

Broome County Health Department
Environmental Health Services Division
2017 Fee Schedule

Permits	Fee	Plan Review	Fee
<u>Food Service</u>			
High Risk Food	\$ 300	Food Service	\$ 50
High Risk Food (Seasonal)	\$ 150	Pools/Beaches	\$ 250
Medium Risk Food	\$ 200	Spa	\$ 200
Medium Risk Food (Seasonal)	\$ 100	Hotels/Motels/Per Room	\$ 15
Low Risk Food	\$ 100	Traver Trailer Camp/Per Site	\$ 10
Low Risk Food (Seasonal)	\$ 50	Mobile Home Parks/Per Site	\$ 25
Temporary Food	\$ 50	Children's Camps	\$ 400
		Mass Gatherings	\$ 26,000
<u>Pools/Beaches</u>			
Bathers 100	\$ 155	Sewage/Disposal	
Bathers more than 100	\$ 309	New Construction	\$ 50
		Existing Construction	\$ 190
<u>Hotels/Motels</u>		Commercial Engineering Plan	\$ 75
Base Fee	\$ 203	Re-Design of Septic	\$ 25
Room Fee (20 or more)	\$ 15		
<u>Mobile Home Parks (Base Fee)</u>		<u>Land Development/Per Site</u>	
Sites: 1 - 20	\$ 215	Private Water/Private Sewer	\$ 40
Sites: 21 - 40	\$ 285	Private Sewer/Public Water	\$ 30
Sites: 41 - 75	\$ 835	Private Water/Public Sewer	\$ 20
Sites 76 and above	\$ 1,075	Proposed Public Water/Sewer	\$ 15
		Existing Public Water/Sewer	\$12.50
<u>Private Water (Surcharge)</u>		<u>Community Water</u>	
Sites: 41-75	\$ 60	New Source	\$ 500
Sites 76 and above	\$ 120		
<u>Private Sewage (Surcharge)</u>		Distribution	\$ 250
Sites 41-75	\$ 60		
Sites 76 and above	\$ 120	<u>Miscellaneous</u>	
<u>Travel Trailer</u>		Record Search/Per Page	\$ 0.25
Base Fee	\$ 60	Environmental Record Search	\$ 150
Per Site	\$ 1		
<u>Children's Camps</u>	\$ 100		

2017 Landfill Tip Fee Schedule

Material		Fee	Miscellaneous Charges		Fee
Asbestos (residential)	A	\$ 100	Compost Bin	BIN	\$ 45
Asbestos Bulk (commercial)	AB	\$ 60	Freon Unit	F	\$ 10
Auto Fluff	AF	\$ 15	Municipal Cleanup Individual Tire	MCT1	\$ 2.50
Residential Aggregates	AG	\$ 45	Blue Recycling Bin	RBIN	\$ 14
Ash (Coal)	ASH	\$ 15	Car Tire	T1	\$ 2.50
Animal Waste	AW	\$ 100	Safety Vest	V	\$ 5
Burried Aggregates	BAG	\$ 45	Yellow Recycling Bin	YB	\$ 3.07
Construction & Demo Debris	C	\$ 45			
Non-Friable Asbestos	CA	\$ 45	Contracted volume based pricing may vary		
Contaminated Debris	CD	\$ 45			
Contaminated Soil	CS	\$ 27			
Contaminated Soil Bury	CSB	\$ 45			
Contaminated Commercial Garbage	CX	\$ 45			
Glass Aggregate	GLAG	\$ 10			
Municipal Cleanup Construction	MCC	\$ 45			
Municipal Cleanup Garbage	MCX	\$ 45			
Pallets	P	\$ 45			
Grit/Sludge	S	\$ 45			
Stabilized Sludge/Grit	SG	\$ 40			
Tree Stumps	ST	\$ 45			
Tires	T	\$ 155			
Commercial Garbage	X	\$ 45			
Leaf & Yard Waste	Y	\$ 20			

**Broome County Office for Aging
2017 Fees and Suggested Contributions Update**

Item	Current 2016 Fee	Proposed 2017 Fee	2016 Suggested Contribution	2017 Proposed Suggested Contribution	Comments
Congregate Meals	n/a	n/a	\$3.25	\$3.25	Meals served at senior centers
Home Delivered Meals	n/a	n/a	\$3.25	\$3.25	Meals on Wheels - last raised 1/01/14
MLTC Home Delivered Meals	\$5.35 - \$8.00	\$5.35 - \$8.00	n/a	n/a	Meals on Wheels - MLTC clients
MLTC Congregate Meals	\$5.41 - \$6.00	\$5.41 - \$6.00	n/a	n/a	Meals served at senior centers-MLTC
Adult Day Care	n/a	n/a	\$20.00	\$20.00	One day of service
Adult Day Care - Private Pay	\$24.00	\$24.00	n/a	n/a	One half-day of service
Adult Day Care - Private Pay	\$45.00	\$45.00	n/a	n/a	One day of service
Adult Day Care - MLTC	\$42.00 - \$50.00	\$42.00 - \$50.00	n/a	n/a	One day of service
Transportation	n/a	n/a	\$1.50/one way ride	\$1.50/one way ride*	Raised to current level 1/01/14
Transportation - MLTC	\$11.00 - \$15.00	\$11.00 - \$15.00	n/a	n/a	One-way ride - MLTC
EISEP (Contribution)	n/a	n/a	\$2.75-\$6.50 /hour	\$2.75-\$6.50 /hour	one hour of personal care service
EISEP (Cost share)	Varies by client's income	Varies by client's income	n/a	n/a	one hour of personal care service
Senior News Ads	Varies by ad size/#	No change planned	n/a	n/a	Business advertisements
Sr. News Subscription/Misc	n/a	n/a	\$10 annually	\$10 annually	12 monthly issues of "Senior News"
Respite	n/a	n/a	\$15-\$52/day	\$15-\$52/day	4 hours of caregiver respite service

These fees and suggested contributions are ALL subject to change based on actual allocations that we receive from our grantors.

Broome County GIS & Mapping Fee Schedule for Services and Data

Private Fees

Prints

Size	Existing Map Project	Tax Parcel Sheet Map (or portion)	Single Historic Photo Tile
8.5"x11"	\$.50	\$.50	\$.50
11"x17"	\$ 1	\$ 1	\$ 1
17"x22"	\$ 2	\$ 2	\$ 2
22"x34"	\$ 4	\$ 4	\$ 4
34"x44"	\$ 8	\$ 8	\$ 8
Custom > 44" per foot)	\$ 2	\$ 2	\$ 2

Existing map projects, photo tiles, and tax parcel sheet maps exist in digital format and require no alteration

Copies

	8.5"x11"	11"x17"	Large
-Existing Paper Maps or Documents:	\$ 0.50	\$ 1	\$ 8

New Map Projects

-Under One Half (1/2) Hour	\$ 12
-Over One Half (1/2) Hour	\$ 25 per hour

New map projects generally include the following:

adding GIS layers and/or imagery, labeling of features, selection, categorization of features by attributes or location layout setup(map extent, title, north arrow, scale bar, etc.) exporting to PDF

Fee does not include prints.

Alterations to an existing map project is considered a new project.

Broome County GIS & Mapping Fee Schedule for Services and Data

Data Manipulation

- Joining, Geocoding, Creation from tabular data \$ 10
- Other manipulation not listed above \$ 25 per hour

Source data includes existing County or user-supplied data in digital format
 Preferred formats include Txt, Excel, or DBF. User-supplied
 Supplied data must be formatted properly and will not be reformatted by the County
 Output data provided in ESRI shapefile and/or tabular format
 A list of un-joined non-geocoded records provided for no fee if requested
 Fee is for data manipulation and resulting digital data only
 Map projects and prints supplied at the rates above
 Additional fees apply to joining County GIS data with an fee in this schedule

GIS Data, Imagery, & Other Data

No fee for GIS data except:

-Parcels:

All County Parcels with Attributes: \$ 2,500
 Yearly updates: \$ 500

All County Parcels Boundaries Only: \$ 250
 Yearly updates: \$ 50

Individual Parcel: \$.03 per parcel record, minimum \$ 25

- DEMs or any DEM-derived product \$ 100

Broome County GIS & Mapping Fee Schedule for Services and Data

-Aerial Photos

(1937, 1944, 1965, 1973, 1981, 1989, 1999) All Images for a Single Year: \$ 500.00 (geo-referenced OR non-geo-referenced)

Individual Image: \$ 5 (non-geo-referenced)

-Subsurface Rights and Leases Database*:

Initial Purchase: \$ 5,000

Monthly Updates: \$ 500 per calendar year

*A license agreement is required for this database.

Monthly 'Updates' are provided by re-supplying the entire database to the user

The County will not extract data from the database.

Purchase of the database includes monthly updates for the initial year, if any.

The fee for updates is based on the calendar year the most recent update was purchased or if none the calendar year of the initial purchase.

Ex: Initial database purchased in 2010 with updates requested in 2013.

The fee for updates would be \$ 500 x 3 calendar years = \$ 1,500.

Data provided "as is" without support and without warranty as to the

Performance , merchantability or fitness for any particular purpose.

All risk of the results and performance of the data is assumed by the user

Broome County is not liable for indirect, special, incidental, compensatory

or consequential damages or any third party claims resulting from the use

of the data even if Broome County has been advised of the possibility of

such loss or damage.

Broome County GIS & Mapping Fee Schedule for Services and Data

Municipal Fees

-Prints or Copies:

No charge for up to 5 copies or prints of a particular map or document.

Over 5 copies or prints one half (1/2) the fee will be charged.

-Tax Map prints

One quarter (1/4) the fee charged.

PDF files provided at no cost.

Map updates provided to local Assessors at no cost per State law.

-New Map Projects

No charge for projects taking up to 2 hours to complete.

Projects requiring more than 2 hours will be determined on a case by case basis.

-GIS Data & Imagery ONLY: no charge.

Educational (Student) Fees

-No charge for GIS data. One half (1/2) charge for all else.

Digital products or files created constitute a public record

Data used in their creation (including user-supplied data) are also subject to FOIL

Prior notification or consent of the original requestor is not required.

The County is not obligated to create records and may not honor all requests.(FOIL)

2017 Broome County Sheriff's Office

Description	Fees
Records Money	
Rate per page of accident report	\$ 0.25
Other Public Safety Income:	
5th Avoidable Alarm	\$ 25.00
6th and up	\$ 50.00
Sheriff ID Fees	\$ 10.00
Pistol Permits (County share per Penal Law)	\$ 48.50
State Ready Inmates (daily, per Corrections Law Article 22, Section 601-C)	\$ 100.00
Other Local Governments	
Base rate per day inmate housing	\$ 85.00
Medical per day inmate housing	\$ 300.00
Special housing per day	\$ 150.00
US Marshal Jail Facility (daily)	\$ 97.00

Sheriff Fees (not including mileage, if applicable)

Income Execution	
First Stage	\$ 50.00
Second Stage	\$ 50.00
Second Stage only	\$ 50.00
Property Execution	
Levy *	\$ 90.00
Sale Deposit	\$ 350.00
Real Property Deposit	\$ 550.00
Postings of notice of sale	* \$ 15.00
Summons with Complaint, Notice and Petition	* \$ 15.00
Information Subpoena	* \$ 45.00
Subpeona (Duces Tecum)	* \$ 15.00
Citation	* \$ 15.00
3 or 30 day notice to tenant	* \$ 22.00
Show Cause Order	* \$ 45.00
Notice of Motion	* \$ 45.00
Writ of Habeas Corpus(Contempt Order)	* \$ 45.00
Order/Warrant of Arrest	* \$ 65.00
Other Mandate orders	* \$ 45.00
Order of Seizure	* \$ 90.00
Additional Defendant Served	\$ 40.00
With Summons and Complaint	\$ 15.00
Each Additional Service	\$ 15.00
Order of Attachment	* \$ 85.00
Additional Levy	\$ 40.00
With Summons and Complaint	\$ 15.00
Each Additional Service	\$ 15.00
Notice of Appeal	* \$ 30.00
Notice of Petition/Petition to Recover	* \$ 47.00
Additional Tenant	\$ 15.00
Warrant of Eviction	* \$ 112.00
Additional Tenant	\$ 30.00

Mileage Chart

Airport	\$ 17.00	Maine	\$ 20.00
Castle Creek	\$ 14.00	Marathon	\$ 35.00
Center Village	\$ 26.00	McClure	\$ 30.50
Chenango Bridge	\$ 8.50	Murphy Road	\$ 12.00
Chenango Forks	\$ 16.00	Nanticoke	\$ 26.00
City of Binghamton	\$ 6.00	Nineveh	\$ 28.00
Colesville Road	\$ 16.50	North Sanford	\$ 33.00
Conklin	\$ 12.00	Port Crane	\$ 13.00
Conklin Forks	\$ 14.00	Port Dickinson	\$ 6.00
Corbettsville	\$ 16.50	Pierce Creek Road	\$ 12.00
Damascus	\$ 29.00	Richford	\$ 30.50
Deposit	\$ 34.00	Ross Corners	\$ 14.00
East Maine	\$ 20.00	Sanitaria Springs	\$ 16.00
Endicott	\$ 12.00	Tracey Creek Road	\$ 16.50
Endwell	\$ 9.50	Triangle	\$ 29.00
Glen Aubrey	\$ 23.50	Tunnel Road	\$ 23.50
Glendale	\$ 14.00	Union Center	\$ 15.50
Harpurville	\$ 24.50	Vestal Center	\$ 19.50
Hawleyton	\$ 12.00	Vestal	\$ 14.00
Johnson City	\$ 7.00	West Corners	\$ 13.00
Kattelville Road	\$ 13.00	Whitney Point	\$ 26.00
Killawog	\$ 30.50	Windsor	\$ 26.00
Kirkwood	\$ 13.00		
Lisle	\$ 28.00	Binghamton City	\$ 6.00

*Additional Fee for serving incarcerated individual \$ 5.00

2017 Audit & Control - Weights & Measures

	Fee		Fee
<u>1. Scales</u>		<u>6. Vehicles</u>	
(i) Up to and including 15 kg (33 lb) capacity:		(i) Metering systems 300 L/min (79 gpm) or less	\$ 100
(a) for each of the first five scales per establishment	\$ 20	"Re-seal" - adopted by the Broome County Legislature 11/20/03	\$ 25
(b) for each scale per establishment after the first five	\$ 10	(ii) Metering systems over 300 L/min (79 gpm)	\$ 120
(ii) Over 15 kg (33 lb) and including 300 kg (661 lb) capacity	\$ 40	(iii) Compartment calibration:	
(iii) Over 300 kg (661 lb) and including 1,500 kg (3,307 lb) capacity	\$ 100	(a) Up to and including 3,000 L (793 gal) capacity	\$ 40
(iv) Over 1,500 kg (3,307 lb) and including 7,000 kg (15,432 lb) capacity	\$ 140	(b) Over 3,000 L (793 gal) and including 6,000 L (1,585 gal) capacity	\$ 80
(v) Over 7,000 kg (15,432 lb) and including 23,000 kg (50,706 lb) capacity	\$ 160	(c) Over 6,000 L (1,585 gal) and including 12,000 L (3,170 gal) capacity	\$ 120
(vi) Over 23,000 kg (50,706 lb) capacity	\$ 200	(d) Over 12,000 L (3,170 gal) capacity	\$ 240
(vii) Tank, batch and crane scales	\$ 200		
<u>2. Weights - field standard (Class F)</u>		<u>7. Stationary petroleum metering systems</u>	
(i) Up to and including 3 kg (7 lb)	\$ 8	(i) Up to 400 L/min (106 gpm)	\$ 100
(ii) Over 3 kg (7 lb) and including 30 kg (66 lb)	\$ 16	(ii) Over 400 L/min (106 gpm) and including 2,000 L/min (528 gpm)	\$ 120
(iii) Over 30 kg (66 lb) and including 300 kg (661 lb)	\$ 32	(iii) Over 2,000 L/min (528 gpm) and including 4,000 L/min (1,057 gpm)	\$ 140
(iv) Over 300 kg (661 lb) and including 1,200 kg (2,646 lb)	\$ 60	(iv) Over 4,000 L/min (1,057 gpm)	\$ 160
<u>3. Linear field measures</u>		<u>8. Bulk milk tanks</u>	
(i) Up to 1 m (39 in)	\$ 4	(i) Up to 3,000 L (793 gal) capacity	\$ 40
(ii) Over 1 m (39 in) and including 16 m (52 ft)	\$ 8	(ii) Over 3,000 L (793 gal) and including 6,000 L (1,585 gal) capacity	\$ 80
(iii) Over 16 m (52 ft) and including 31 m (102 ft)	\$ 12	(iii) Over 6,000 L (1,585 gal) and including 12,000 L (3,170 gal) capacity	\$ 120
(iv) Over 31 m (102 ft)	\$ 20	(iv) Over 12,000 L (3,170 gal) capacity	\$ 240
(v) Fabric measuring devices	\$ 20		
(vi) Wire and cordage measuring devices	\$ 40		
<u>4. Liquid measures and devices</u>		<u>9. Timing devices</u>	
(i) Liquid measures 20 L (5 gal) or less	\$ 8	(i) All commercially used devices where time is a basis for charge	\$ 4
(ii) Liquid pump (hand-operated) 20 L (5 gal) or less	\$ 20	except for:	
		(ii) Devices owned or operated by governmental agencies	N/C
<u>5. Petroleum dispensing and measuring devices</u>		<u>10. Taxi meters</u>	
(i) Single dispensing pump	\$ 20	(i) Any taxi meter used to calculate the value of a measured ride	\$ 40
(ii) Dual dispensing pump	\$ 40		
(iii) Blend dispensing pump	\$ 40		
(iv) Grease and oil pump	\$ 8		

2017 Broome County Fee Schedule

Greater Binghamton Airport

Short Term Parking Rates

First Fifteen Minutes	Free
16 Minutes through 60 Minutes	\$ 1
Second - Fifth Hour	2.25 per hour
Maximum Daily	11.00 per day
Maximum Weekly	77.00 per week

Long Term Rates

First & Second Hour	\$ 1 per hour
After Three Hours	2.00 per hour
Maximum Daily	8.00 per day
Maximum Weekly	56.00 per week

Willow Point Nursing Home

Semi-private Room Daily Rate	\$325.00
Plus: NYS Assessment (6%)	19.50
Total	\$344.50

Private Room Daily Rate	\$335.00
Plus: NYS Assessment (6%)	20.10
Total	\$355.10

Cable Television (per month)	\$5.00
Cable TV with Digital Box (per month)	5.99

Guest Meals:	\$ 7.00
--------------	---------

Hair Care Price List:

Haircut - Man's	\$ 8.50
Haircut - Woman's	10.25
Shampoo, Cut & Set	18.25
Shampoo & Set	10.50
Permanent	28.00
Conditioner	2.00
Tint or Six Week Color	22.00
Shampoo	3.50
Color Rinse	1.50

Front Street Dog Shelter

Adoption Fee \$225.00

Redemption Fees:

First Impoundment	\$50 first 24 hours \$5 each additional or part of 24 hours day 2 & 3 \$15 day 4 +
Second Impoundment	\$60 first 24 hours \$5 each additional or part of 24 hours day 2 & 3 \$15 day 4 +
Third Impoundment	\$70 first 24 hours \$5 each additional or part of 24 hours day 2 & 3 \$15 day 4 +

Prearranged or Emergency Boarding \$25/day for single dog
\$5 for food if not provided by owner

Bath Fee \$30

Accepting Unwanted Dogs:
Pet Sign Overs \$50

Dog adopted from shelter less than 30 days no fee \$0

Owner Requested Euthanasia \$75

Vaccination Fee \$30 certificate provided

Security

Taxicab Fees

Business License (annual)	\$ 250
Driver's License	New App. 120 Renewal \$ 60 Re-issuing 150 Replace 25
Vehicle License(annual)	Non-hybrid 300 Hybrid 100 Transfer 25 Replace 25
Vehicle Inspection	Inspection 25 Re-inspect 25 Replacement 25

Events Parking Fee	4
Non-Employee Background Fee	50
Non-Employee Identification renewal	10
Non-Employee Identification replacement	10

2017 Broome County Fee Schedule

Civil Service Exams

Open-competitive	\$ 20
Promotional	10
Uniformed OC	30
Uniformed Prom	20

*Unemployed DSS recipients who are primarily responsible for their household may receive waivers

Legislature

Freedom of Information Request	\$.25/page
FOI CD	2.00
FOI Photograph (Polaroid)	2.00
FOI Digital Photograph (Standard Paper)	0.28
FOI Digital Photograph (photographic paper)	0.50
Budget Book (hard copy)	20.00
Budget Book (CD)	2.00
Capital Improvement Program	3.50

Real Property Tax Services

Small Maps	\$ 3
Large Maps	5
Planametric Map:	
Small Maps	3
Large Maps	5
Full County Maps-Disk	500
Title Search Fee	150
Full Sheet Aerial Maps	20
Tax Receipt (pick up)	1
Tax Receipt (mail or fax)	2
Copies	0.25

Real Property Tax Bill Processing Charges

Maintenance	\$ 0.85
Paper	0.06
Folding	0.05
Stuffing	0.07
Sealing	0.07
Printing	0.09
Additional Insert	0.07

911 Emergency Services

Wireline phones	\$.35/month
Wireless phones	\$.30/month

Public Transportation (Bus Fees)

Regular	\$ 2
Transfers	Free
Seniors, Disabled, Veterans (All Day)	1
One Day Unlimited Ride Pass	5
One Week Unlimited Ride Pass	25
31-day Unlimited Ride Pass	70
31-day Student Pass	44
31-day Srs., Disabled, Veterans Pass	44
BC Country	3
BC Country Seniors & Disabled	2
BC Lift	2.50

Public Defender

Court Ordered Revenue	
Misdemeanors	\$60/hour
Felonies	75/hour
Parole Matters	75/hour

Broome County Library

<u>Overdues</u>	
Adult materials	\$.10/day/item
Print	.10/day/item
CDs	.10/day/item
Books on tape	.10/day/item
Interlibrary loan (ILL)	.50/day/item
VC/DVD	1.00/day/item
Children's materials	.10/day/item
Print	.10/day/item
CDs	.10/day/item
VC/DVD	1.00/day/item

Maximum fines

Hardcover books and AV	\$ 10
VC/DVD	20
Paperbacks and periodicals	5
Youth Services hardcover books	5
Interlibrary loan (ILL)	No Limit
Repair for recirculation	Varies
Processing fees	10
Lost card	3
Returned check fee	20
Photocopies (public machines)	.25/copy
Microfilm Prints	.25/copy
Computer paper (for public computers)	.15/sheet
<u>Room Rental (May include additional charges)</u>	
Broome County Government	Free
City of Binghamton	Free
All other agencies or groups	\$30/hour